



Townsville QLD Professional

Race 5: LADBROKE IT! Class 6 Plate - 1400m



15 March 2024 - 15:23

Track Rating: Soft 5, Weather: Fine, Rail Position: +2m 1000m-W/Post; +0.5m Remainder

Section	Field Times	Overall	1200m	1000m	800m	600m	400m	Last 600m					
		1:22.38 (0:14.04)	1:08.34 (0:11.23)	0:57.11 (0:11.04)	0:46.07 (0:11.28)	0:34.79 (0:11.02)	0:23.77 (0:11.42)	0:34.79					
Rank	TAB	Horse/Jockey	Barrier	Top Speed [km/h]	Fastest Section							Distance Travelled [m]	
1	7	STARHATTAN Lacey Morrison	7	67.5 1000m	0:10.92 600m	1:22.38 [1] (0:14.47)	1:07.91 [6] (0:11.34)	0:56.57 [6] (0:11.07)	0:45.50 [6] (0:11.10)	0:34.40 [5] (0:10.92)	0:23.48 [4] (0:11.24)	0:34.40	
2	4	RAZMENT Nathan Thomas	4	67.5 1000m	0:10.99 600m	1:22.48 [2] (0:14.51)	1:07.97 [7] (0:11.43)	0:56.54 [7] (0:11.00)	0:45.54 [7] (0:11.21)	0:34.33 [7] (0:10.99)	0:23.34 [7] (0:11.33)	0:34.33	-2
3	8	BRINGYATICKET Ryan Wiggins	8	68.5 1200m	0:10.88 1200m	1:22.53 [3] (0:14.39)	1:08.14 [5] (0:10.88)	0:57.26 [1] (0:11.04)	0:46.22 [1] (0:11.28)	0:34.94 [1] (0:11.02)	0:23.92 [1] (0:11.42)	0:34.94	-1
4	1	DEMON AWARD Carl Spry	1	66.5 1000m	0:11.03 600m	1:22.84 [4] (0:14.32)	1:08.52 [3] (0:11.34)	0:57.18 [5] (0:11.12)	0:46.06 [5] (0:11.12)	0:34.94 [4] (0:11.03)	0:23.91 [5] (0:11.31)	0:34.94	-2
5	3	COOLMEANS Adam Spinks	3	66.8 1000m	0:11.13 600m	1:23.08 [5] (0:14.19)	1:08.89 [2] (0:11.31)	0:57.58 [2] (0:11.14)	0:46.44 [2] (0:11.34)	0:35.10 [5] (0:11.13)	0:23.97 [6] (0:11.58)	0:35.10	+6
6	2	SINGLE HONOR Scott Sheargold	2	66.5 1000m	0:10.96 600m	1:23.18 [6] (0:14.04)	1:09.14 [1] (0:11.49)	0:57.65 [3] (0:11.12)	0:46.53 [3] (0:11.24)	0:35.29 [3] (0:10.96)	0:24.33 [3] (0:11.54)	0:35.29	-1
7	5	SEALION Graham Kliese	5	67.7 1000m	0:10.89 600m	1:23.47 [7] (0:14.32)	1:09.15 [4] (0:11.25)	0:57.90 [4] (0:11.09)	0:46.81 [4] (0:11.07)	0:35.74 [2] (0:10.89)	0:24.85 [2] (0:11.65)	0:35.74	+5

Scratched: Bring Me Flowers (#6)



Townsville QLD Professional

Race 5: LADBROKE IT! Class 6 Plate - 1400m

15 March 2024 - 15:23



Track Rating: Soft 5, Weather: Fine, Rail Position: +2m 1000m-W/Post; +0.5m Remainder

Section				200m				Last 600m	
Field Times				0:12.35 (0:12.35)				0:34.79	
Rank	TAB	Horse/Jockey	Barrier	Top Speed [km/h]	Fastest Section	Margin			Distance Travelled [m]
1	7	STARHATTAN Lacey Morrison	7	67.5 1000m	0:10.92 600m	0:12.24 [2] (0:12.24)	1:22.38		0:34.40
2	4	RAZMENT Nathan Thomas	4	67.5 1000m	0:10.99 600m	0:12.01 [6] (0:12.01)	0.1L		0:34.33 -2
3	8	BRINGYATICKET Ryan Wiggins	8	68.5 1200m	0:10.88 1200m	0:12.50 [1] (0:12.50)	0.05L		0:34.94 -1
4	1	DEMON AWARD Carl Spry	1	66.5 1000m	0:11.03 600m	0:12.60 [3] (0:12.60)	0.31L		0:34.94 -2
5	3	COOLMEANS Adam Spinks	3	66.8 1000m	0:11.13 600m	0:12.39 [7] (0:12.39)	0.24L		0:35.10 +6
6	2	SINGLE HONOR Scott Sheargold	2	66.5 1000m	0:10.96 600m	0:12.79 [5] (0:12.79)	0.1L		0:35.29 -1
7	5	SEALION Graham Kliese	5	67.7 1000m	0:10.89 600m	0:13.20 [4] (0:13.20)	0.29L		0:35.74 +5

Scratched: Bring Me Flowers (#6)



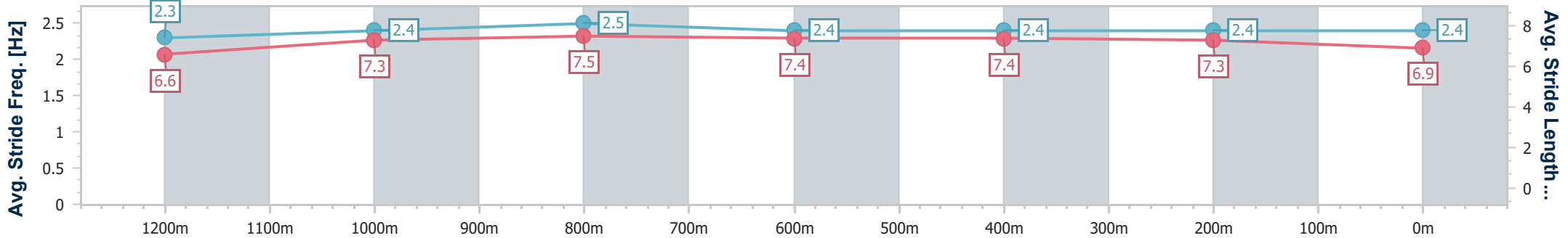
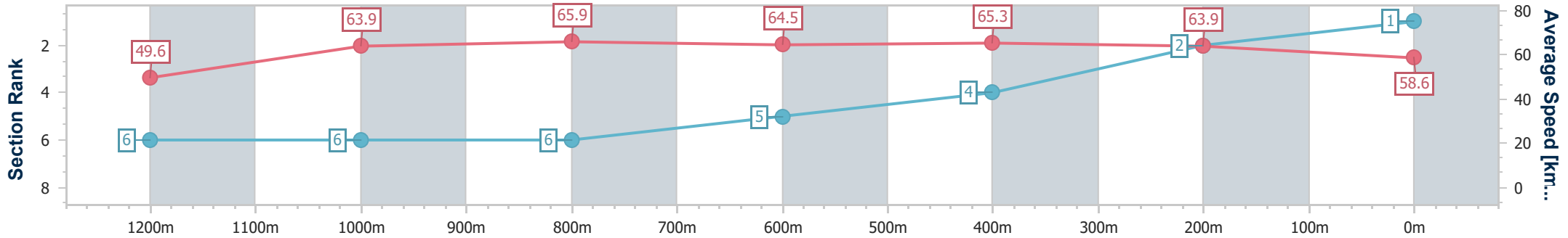
Horse/Jockey Name	Starhattan
Final Rank	1
Fastest Section Time (Section)	0:10.92 (600m)
Top Speed [km/h] (Section)	67.5 (1000m)
Race State	Finished



Townsville QLD Professional
Race 5: LADBROKE IT! Class 6 Plate - 1400m
 15 March 2024 - 15:23
 Track Rating: Soft 5, Weather: Fine, Rail Position: +2m 1000m-
 W/Post; +0.5m Remainder



Section	Overall	1200m	1000m	800m	600m	400m	200m
Section Times	1:22.38 [1] (0:14.47)	1:07.91 [6] (0:11.34)	0:56.57 [6] (0:11.07)	0:45.50 [6] (0:11.10)	0:34.40 [5] (0:10.92)	0:23.48 [4] (0:11.24)	0:12.24 [2] (0:12.24)
Average Speed [km/h]	49.6	63.9	65.9	64.5	65.3	63.9	58.6
Top Speed [km/h]	64.5	65.5	67.5	66.7	66.4	65.7	63.2
Avg. Dist. to Rail [m]	6.9	5.4	3.3	1.4	2.5	0.9	0.6
Avg. Stride Freq. [Hz]	2.3	2.4	2.5	2.4	2.4	2.4	2.4
Avg. Stride Length [m]	6.6	7.3	7.5	7.4	7.4	7.3	6.9



- [] Ranking at each section and finish
- .-.- No data available at this section
- NA No data available



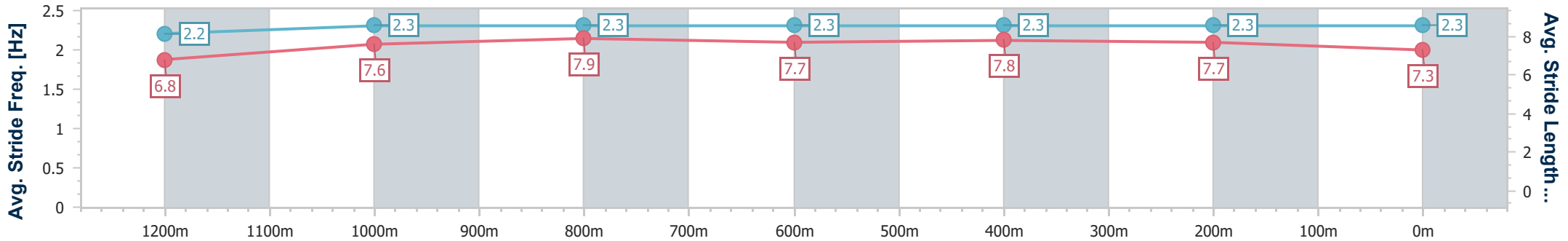
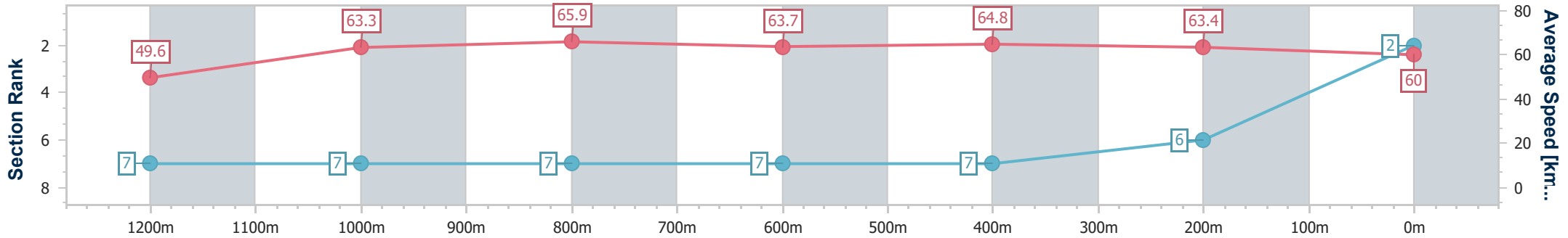
Horse/Jockey Name	Razment
Final Rank	2
Fastest Section Time (Section)	0:10.99 (600m)
Top Speed [km/h] (Section)	67.5 (1000m)
Race State	Finished



Townsville QLD Professional
Race 5: LADBROKE IT! Class 6 Plate - 1400m
 15 March 2024 - 15:23
 Track Rating: Soft 5, Weather: Fine, Rail Position: +2m 1000m-
 W/Post; +0.5m Remainder



Section	Overall	1200m	1000m	800m	600m	400m	200m						
Section Times	1:22.48 [2] (0:14.51)	1:07.97 [7] (0:11.43)	0:56.54 [7] (0:11.00)	0:45.54 [7] (0:11.21)	0:34.33 [7] (0:10.99)	0:23.34 [7] (0:11.33)	0:12.01 [6] (0:12.01)						
Average Speed [km/h]	49.6	63.3	65.9	63.7	64.8	63.4	60.0						
Top Speed [km/h]	64.4	64.9	67.5	65.8	66.3	64.7	63.4						
Avg. Dist. to Rail [m]	6.8	3.6	1.6	1.3	2.4	1.3	3.2						
Avg. Stride Freq. [Hz]	2.2	2.3	2.3	2.3	2.3	2.3	2.3						
Avg. Stride Length [m]	6.8	7.6	7.9	7.7	7.8	7.7	7.3						



- [] Ranking at each section and finish
- .-.- No data available at this section
- NA No data available



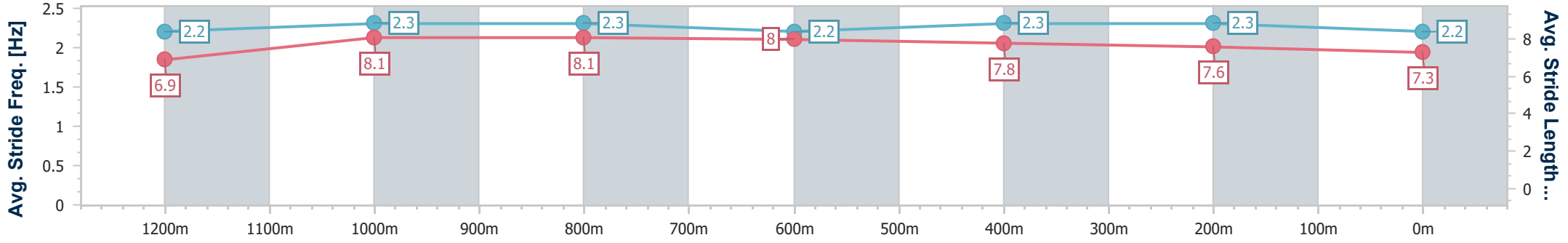
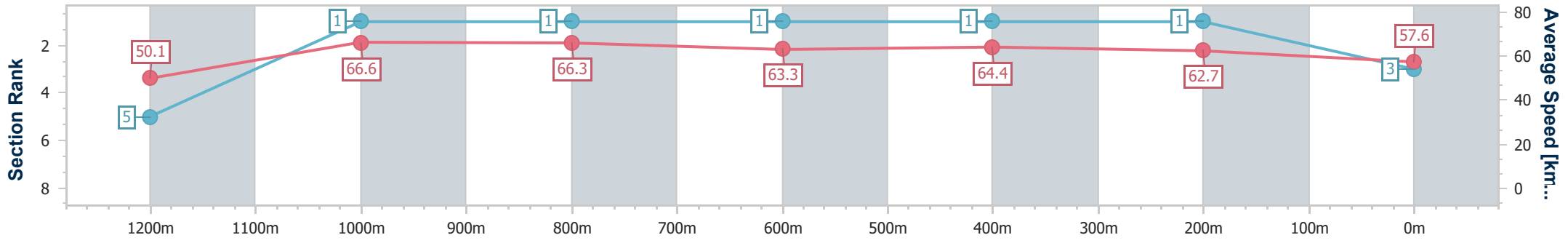
Horse/Jockey Name	Bringyaticket
Final Rank	3
Fastest Section Time (Section)	0:10.88 (1200m)
Top Speed [km/h] (Section)	68.5 (1200m)
Race State	Finished



Townsville QLD Professional
 Race 5: LADBROKE IT! Class 6 Plate - 1400m
 15 March 2024 - 15:23
 Track Rating: Soft 5, Weather: Fine, Rail Position: +2m 1000m-
 W/Post; +0.5m Remainder



Section	Overall	1200m	1000m	800m	600m	400m	200m
Section Times	1:22.53 [3] (0:14.39)	1:08.14 [5] (0:10.88)	0:57.26 [1] (0:11.04)	0:46.22 [1] (0:11.28)	0:34.94 [1] (0:11.02)	0:23.92 [1] (0:11.42)	0:12.50 [1] (0:12.50)
Average Speed [km/h]	50.1	66.6	66.3	63.3	64.4	62.7	57.6
Top Speed [km/h]	62.6	68.5	68.3	64.4	65.3	64.3	60.5
Avg. Dist. to Rail [m]	9.6	7.0	2.8	1.6	2.8	1.6	0.3
Avg. Stride Freq. [Hz]	2.2	2.3	2.3	2.2	2.3	2.3	2.2
Avg. Stride Length [m]	6.9	8.1	8.1	8.0	7.8	7.6	7.3



- [] Ranking at each section and finish
- .-.- No data available at this section
- NA No data available



Horse/Jockey Name	Demon Award
Final Rank	4
Fastest Section Time (Section)	0:11.03 (600m)
Top Speed [km/h] (Section)	66.5 (1000m)
Race State	Finished



Townsville QLD Professional

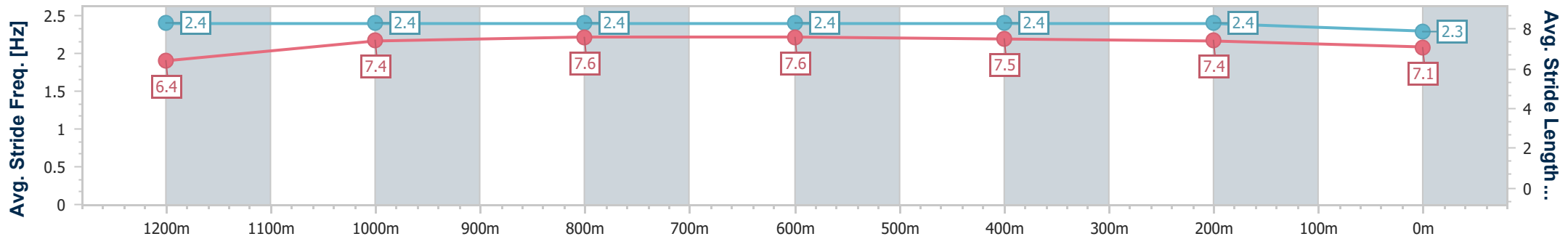
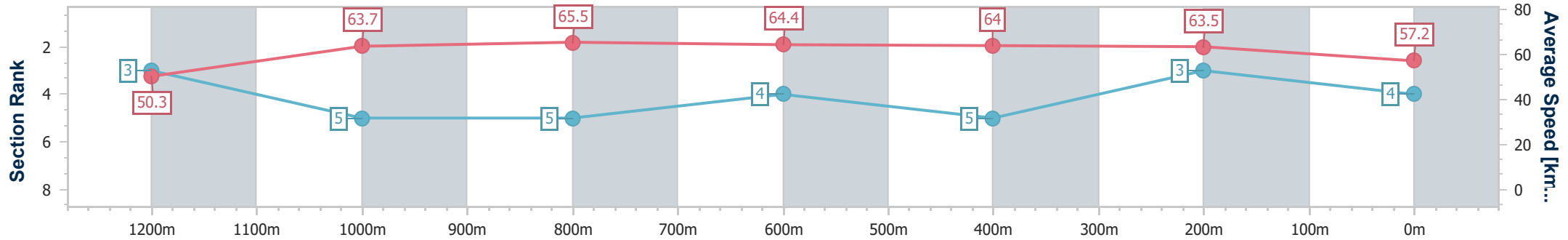
Race 5: LADBROKE IT! Class 6 Plate - 1400m

15 March 2024 - 15:23

Track Rating: Soft 5, Weather: Fine, Rail Position: +2m 1000m-
W/Post; +0.5m Remainder



Section	Overall	1200m	1000m	800m	600m	400m	200m
Section Times	1:22.84 [4] (0:14.32)	1:08.52 [3] (0:11.34)	0:57.18 [5] (0:11.12)	0:46.06 [5] (0:11.12)	0:34.94 [4] (0:11.03)	0:23.91 [5] (0:11.31)	0:12.60 [3] (0:12.60)
Average Speed [km/h]	50.3	63.7	65.5	64.4	64.0	63.5	57.2
Top Speed [km/h]	62.6	65.7	66.5	65.7	65.0	65.4	61.8
Avg. Dist. to Rail [m]	5.4	3.7	2.4	1.6	3.1	1.8	0.8
Avg. Stride Freq. [Hz]	2.4	2.4	2.4	2.4	2.4	2.4	2.3
Avg. Stride Length [m]	6.4	7.4	7.6	7.6	7.5	7.4	7.1



- [] Ranking at each section and finish
- .-.- No data available at this section
- NA No data available



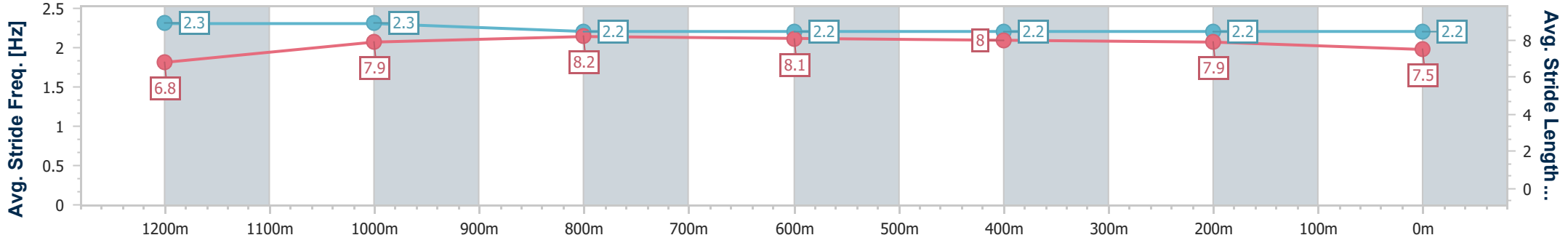
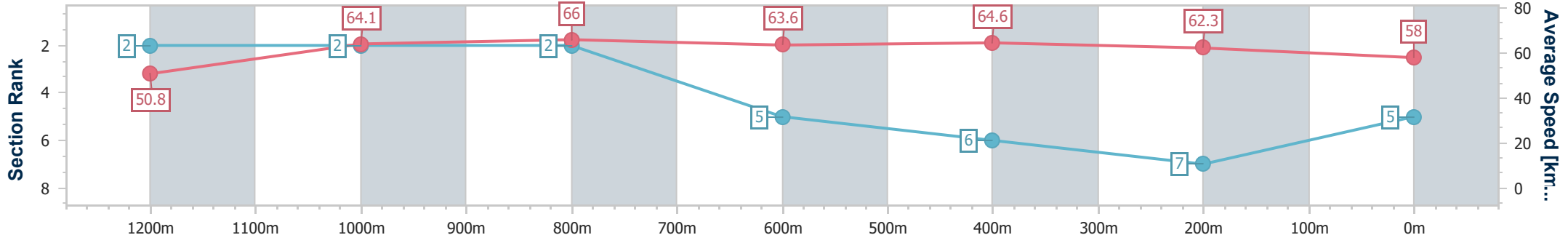
Horse/Jockey Name	Coolmeans
Final Rank	5
Fastest Section Time (Section)	0:11.13 (600m)
Top Speed [km/h] (Section)	66.8 (1000m)
Race State	Finished



Townsville QLD Professional
Race 5: LADBROKE IT! Class 6 Plate - 1400m
15 March 2024 - 15:23
**Track Rating: Soft 5, Weather: Fine, Rail Position: +2m 1000m-
W/Post; +0.5m Remainder**



Section	Overall	1200m	1000m	800m	600m	400m	200m							
Section Times	1:23.08 [5] (0:14.19)	1:08.89 [2] (0:11.31)	0:57.58 [2] (0:11.14)	0:46.44 [2] (0:11.34)	0:35.10 [5] (0:11.13)	0:23.97 [6] (0:11.58)	0:12.39 [7] (0:12.39)							
Average Speed [km/h]	50.8	64.1	66.0	63.6	64.6	62.3	58.0							
Top Speed [km/h]	63.6	65.3	66.8	64.9	65.7	62.7	61.6							
Avg. Dist. to Rail [m]	7.1	5.9	4.7	1.1	0.5	1.2	4.9							
Avg. Stride Freq. [Hz]	2.3	2.3	2.2	2.2	2.2	2.2	2.2							
Avg. Stride Length [m]	6.8	7.9	8.2	8.1	8.0	7.9	7.5							



- [] Ranking at each section and finish
- .-.- No data available at this section
- NA No data available



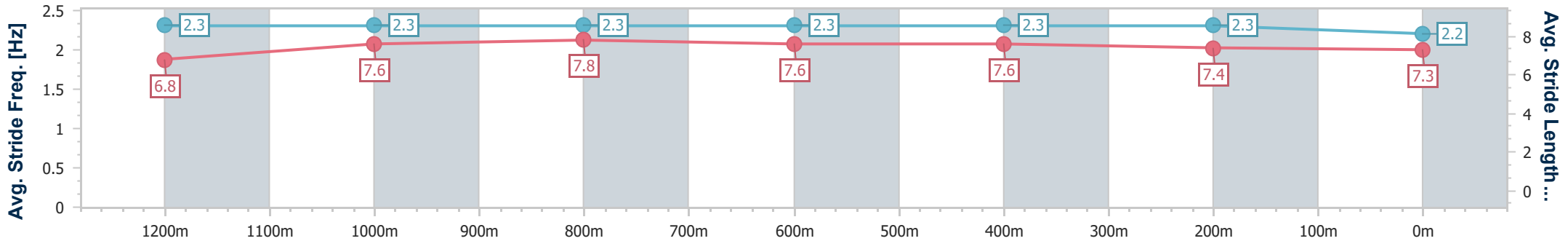
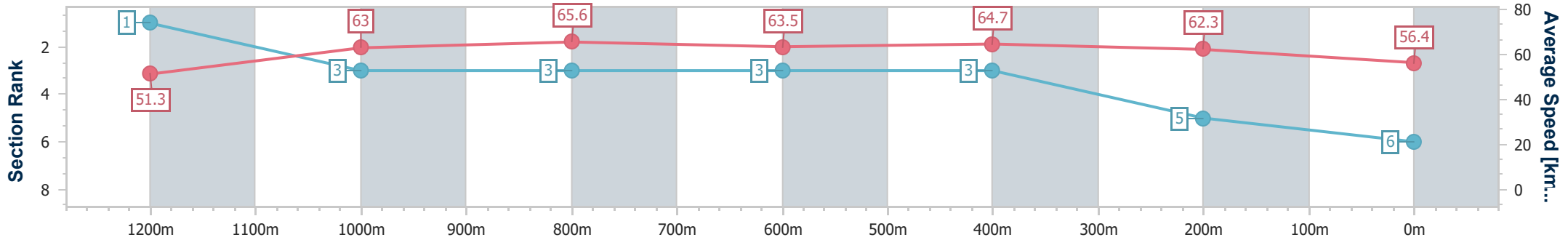
Horse/Jockey Name	Single Honor
Final Rank	6
Fastest Section Time (Section)	0:10.96 (600m)
Top Speed [km/h] (Section)	66.5 (1000m)
Race State	Finished



Townsville QLD Professional
Race 5: LADBROKE IT! Class 6 Plate - 1400m
 15 March 2024 - 15:23
 Track Rating: Soft 5, Weather: Fine, Rail Position: +2m 1000m-
 W/Post; +0.5m Remainder



Section	Overall	1200m	1000m	800m	600m	400m	200m							
Section Times	1:23.18 [6] (0:14.04)	1:09.14 [1] (0:11.49)	0:57.65 [3] (0:11.12)	0:46.53 [3] (0:11.24)	0:35.29 [3] (0:10.96)	0:24.33 [3] (0:11.54)	0:12.79 [5] (0:12.79)							
Average Speed [km/h]	51.3	63.0	65.6	63.5	64.7	62.3	56.4							
Top Speed [km/h]	64.1	66.4	66.5	64.6	65.6	64.1	59.5							
Avg. Dist. to Rail [m]	5.8	5.0	2.6	1.7	2.6	0.7	1.5							
Avg. Stride Freq. [Hz]	2.3	2.3	2.3	2.3	2.3	2.3	2.2							
Avg. Stride Length [m]	6.8	7.6	7.8	7.6	7.6	7.4	7.3							



- [] Ranking at each section and finish
- .-.- No data available at this section
- NA No data available



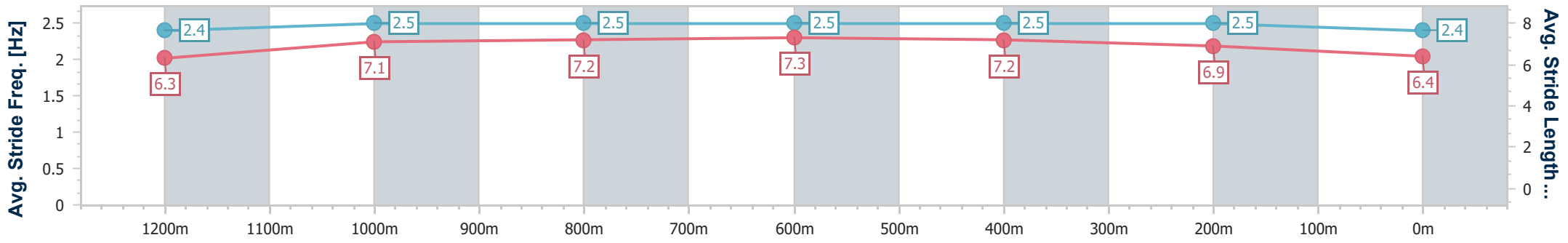
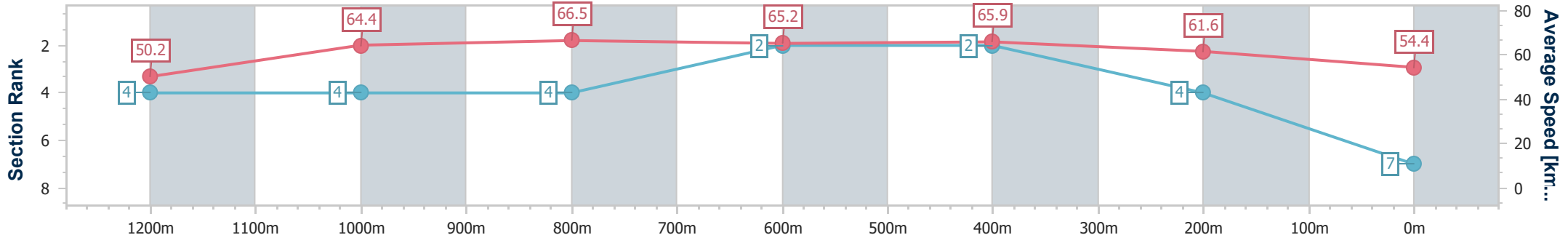
Horse/Jockey Name	Sealion
Final Rank	7
Fastest Section Time (Section)	0:10.89 (600m)
Top Speed [km/h] (Section)	67.7 (1000m)
Race State	Finished



Townsville QLD Professional
 Race 5: LADBROKE IT! Class 6 Plate - 1400m
 15 March 2024 - 15:23
 Track Rating: Soft 5, Weather: Fine, Rail Position: +2m 1000m-
 W/Post; +0.5m Remainder



Section	Overall	1200m	1000m	800m	600m	400m	200m
Section Times	1:23.47 [7] (0:14.32)	1:09.15 [4] (0:11.25)	0:57.90 [4] (0:11.09)	0:46.81 [4] (0:11.07)	0:35.74 [2] (0:10.89)	0:24.85 [2] (0:11.65)	0:13.20 [4] (0:13.20)
Average Speed [km/h]	50.2	64.4	66.5	65.2	65.9	61.6	54.4
Top Speed [km/h]	63.8	65.8	67.7	66.7	67.0	63.9	59.8
Avg. Dist. to Rail [m]	8.2	5.5	4.6	1.3	1.1	0.7	1.8
Avg. Stride Freq. [Hz]	2.4	2.5	2.5	2.5	2.5	2.5	2.4
Avg. Stride Length [m]	6.3	7.1	7.2	7.3	7.2	6.9	6.4



- [] Ranking at each section and finish
- .-.- No data available at this section
- NA No data available