



Townsville QLD Professional

Race 7: HYGAIN Class 3 Plate - 1000m

15 March 2024 - 16:42



Track Rating: Soft 5, Weather: Fine, Rail Position: +2m 1000m-W/Post; +0.5m Remainder

Section										Last 600m			
Field Times		Overall	800m	600m	400m	200m							
		0:56.66 (0:13.42)	0:43.24 (0:10.15)	0:33.09 (0:10.50)	0:22.59 (0:10.86)	0:11.73 (0:11.73)	0:33.09						
Rank	TAB	Horse/Jockey	Barrier	Top Speed [km/h]	Fastest Section	Margin					Distance Travelled [m]		
1	9	CHILLI JAM Graham Kliese	9	71.7 800m	0:10.15 800m	0:56.66 [1] (0:13.42)	0:43.24 [1] (0:10.15)	0:33.09 [1] (0:10.50)	0:22.59 [1] (0:10.86)	0:11.73 [1] (0:11.73)	0:56.66	0:33.09	
2	2	FIVE BULLS Adrian Layt	2	71.2 800m	0:10.20 800m	0:57.03 [2] (0:13.64)	0:43.39 [6] (0:10.20)	0:33.19 [4] (0:10.52)	0:22.67 [4] (0:10.99)	0:11.68 [2] (0:11.68)	0.37L	0:33.19	+1
3	11	MAKE IT HAPPEN Nathan Thomas	11	70.9 800m	0:10.39 800m	0:57.08 [3] (0:13.93)	0:43.15 [11] (0:10.39)	0:32.76 [11] (0:10.46)	0:22.30 [10] (0:10.96)	0:11.34 [10] (0:11.34)	0.05L	0:32.76	+6
4	13	WICKLOW LASS Jason Taylor	13	71.6 Overall	0:10.21 800m	0:57.22 [4] (0:13.81)	0:43.41 [10] (0:10.21)	0:33.20 [8] (0:10.38)	0:22.82 [5] (0:11.19)	0:11.63 [6] (0:11.63)	0.14L	0:33.20	-2
5	8	TENNAGAIN Adam Sewell	8	71.9 Overall	0:10.19 800m	0:57.49 [5] (0:13.55)	0:43.94 [3] (0:10.19)	0:33.75 [3] (0:10.52)	0:23.23 [3] (0:11.09)	0:12.14 [3] (0:12.14)	0.27L	0:33.75	+3
6	6	HEADLANDER Denicious Smith	6	71.1 800m	0:10.31 800m	0:57.50 [6] (0:14.05)	0:43.45 [13] (0:10.31)	0:33.14 [12] (0:10.31)	0:22.83 [9] (0:10.94)	0:11.89 [7] (0:11.89)	0.01L	0:33.14	+2
7	3	VILA TINTO Scott Sheargold	3	71.7 800m	0:10.26 800m	0:57.64 [7] (0:13.64)	0:44.00 [5] (0:10.26)	0:33.74 [5] (0:10.54)	0:23.20 [6] (0:11.14)	0:12.06 [5] (0:12.06)	0.14L	0:33.74	+4
8	5	LINE OF KINGS Frank Edwards	5	71.2 800m	0:10.19 800m	0:57.78 [8] (0:13.80)	0:43.98 [9] (0:10.19)	0:33.79 [7] (0:10.53)	0:23.26 [8] (0:11.20)	0:12.06 [9] (0:12.06)	0.14L	0:33.79	+1
9	1	CROWNING MOMENT Lacey Morrison	1	71.7 800m	0:10.31 800m	0:57.81 [9] (0:13.64)	0:44.17 [4] (0:10.31)	0:33.86 [6] (0:10.52)	0:23.34 [7] (0:11.22)	0:12.12 [8] (0:12.12)	0.03L	0:33.86	+8
10	4	FREDDY BARBAROSSA Carl Spry	4	70.6 800m	0:10.42 800m	0:58.06 [10] (0:13.95)	0:44.11 [12] (0:10.42)	0:33.69 [13] (0:10.64)	0:23.05 [12] (0:10.99)	0:12.06 [11] (0:12.06)	0.25L	0:33.69	+7

[] Ranking at each section and finish
 -:-:- No data available at this section
 NA No data available

SCN Saddle cloth number
 DNF Did not finish
 DNT Did not track



Townsville QLD Professional
Race 7: HYGAIN Class 3 Plate - 1000m
15 March 2024 - 16:42



Track Rating: Soft 5, Weather: Fine, Rail Position: +2m 1000m-W/Post; +0.5m Remainder

Section		Overall	800m	600m	400m	200m	Last 600m					
Field Times		0:56.66 (0:13.42)	0:43.24 (0:10.15)	0:33.09 (0:10.50)	0:22.59 (0:10.86)	0:11.73 (0:11.73)	0:33.09					
Rank	TAB Horse/Jockey	Barrier	Top Speed [km/h]	Fastest Section	Margin					Distance Travelled [m]		
11	7 PRIVATE SECTOR Adam Spinks	7	70.8 800m	0:10.42 800m	0:58.28 [11] (0:13.74)	0:44.54 [7] (0:10.42)	0:34.12 [10] (0:10.68)	0:23.44 [11] (0:11.34)	0:12.10 [12] (0:12.10)	0.22L	0:34.12	+9
12	10 GOOD GIRL Gabrielle Semmens	10	72.2 Overall	0:10.23 800m	0:58.45 [12] (0:13.45)	0:45.00 [2] (0:10.23)	0:34.77 [2] (0:10.47)	0:24.30 [2] (0:11.32)	0:12.98 [4] (0:12.98)	0.17L	0:34.77	+4
13	12 MISS HELMUT Amanda Thomson	12	72.4 800m	0:10.38 800m	0:58.96 [13] (0:13.77)	0:45.19 [8] (0:10.38)	0:34.81 [9] (0:10.90)	0:23.91 [13] (0:11.59)	0:12.32 [13] (0:12.32)	0.51L	0:34.81	+11



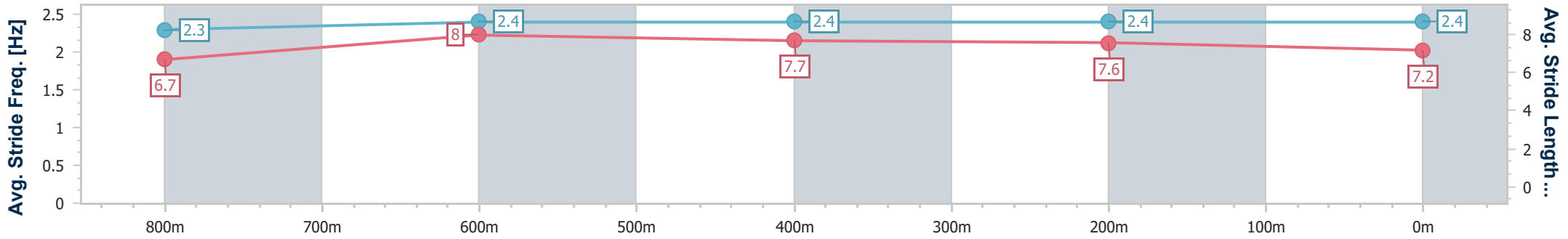
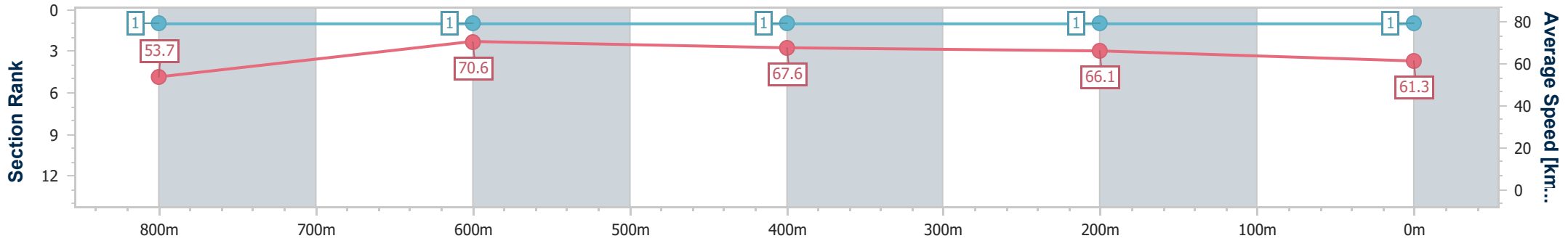
Horse/Jockey Name	Chilli Jam
Final Rank	1
Fastest Section Time (Section)	0:10.15 (800m)
Top Speed [km/h] (Section)	71.7 (800m)
Race State	Finished



Townsville QLD Professional
 Race 7: HYGAIN Class 3 Plate - 1000m
 15 March 2024 - 16:42
 Track Rating: Soft 5, Weather: Fine, Rail Position: +2m 1000m-
 W/Post; +0.5m Remainder



Section	Overall	800m	600m	400m	200m
Section Times	0:56.66 [1] (0:13.42)	0:43.24 [1] (0:10.15)	0:33.09 [1] (0:10.50)	0:22.59 [1] (0:10.86)	0:11.73 [1] (0:11.73)
Average Speed [km/h]	53.7	70.6	67.6	66.1	61.3
Top Speed [km/h]	71.6	71.7	69.1	67.0	64.3
Avg. Dist. to Rail [m]	6.3	1.6	2.9	0.6	0.4
Avg. Stride Freq. [Hz]	2.3	2.4	2.4	2.4	2.4
Avg. Stride Length [m]	6.7	8.0	7.7	7.6	7.2



- [] Ranking at each section and finish
- .-.- No data available at this section
- NA No data available



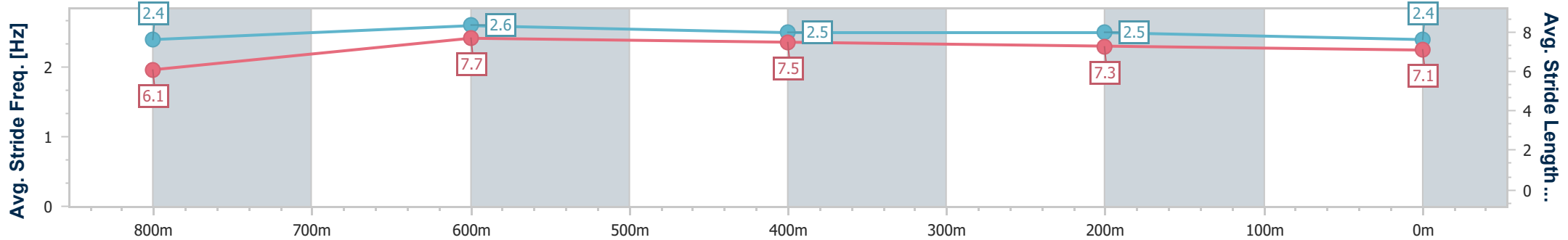
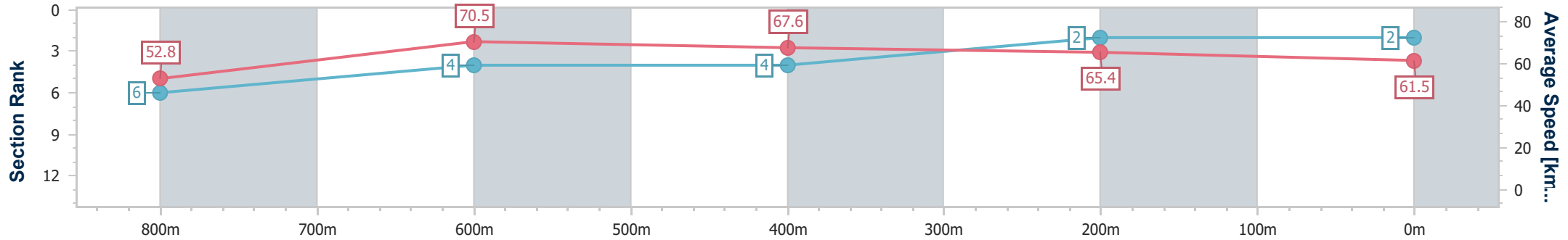
Horse/Jockey Name	Five Bulls
Final Rank	2
Fastest Section Time (Section)	0:10.20 (800m)
Top Speed [km/h] (Section)	71.2 (800m)
Race State	Finished



Townsville QLD Professional
 Race 7: HYGAIN Class 3 Plate - 1000m
 15 March 2024 - 16:42
 Track Rating: Soft 5, Weather: Fine, Rail Position: +2m 1000m-
 W/Post; +0.5m Remainder



Section	Overall	800m	600m	400m	200m
Section Times	0:57.03 [2] (0:13.64)	0:43.39 [6] (0:10.20)	0:33.19 [4] (0:10.52)	0:22.67 [4] (0:10.99)	0:11.68 [2] (0:11.68)
Average Speed [km/h]	52.8	70.5	67.6	65.4	61.5
Top Speed [km/h]	71.1	71.2	70.0	66.6	64.5
Avg. Dist. to Rail [m]	2.7	1.5	2.7	1.4	1.2
Avg. Stride Freq. [Hz]	2.4	2.6	2.5	2.5	2.4
Avg. Stride Length [m]	6.1	7.7	7.5	7.3	7.1



- [] Ranking at each section and finish
- .-.- No data available at this section
- NA No data available



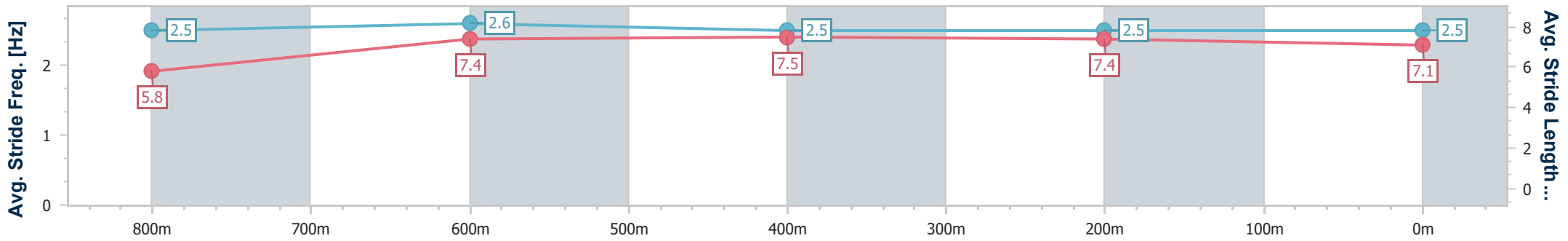
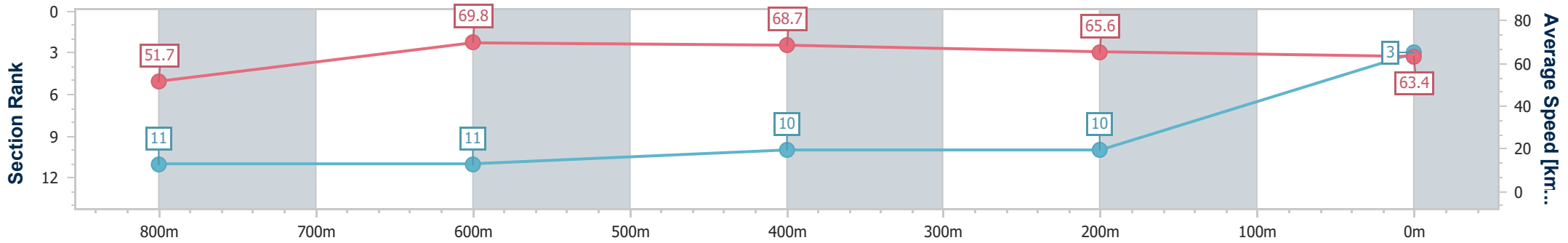
Horse/Jockey Name	Make It Happen
Final Rank	3
Fastest Section Time (Section)	0:10.39 (800m)
Top Speed [km/h] (Section)	70.9 (800m)
Race State	Finished



Townsville QLD Professional
 Race 7: HYGAIN Class 3 Plate - 1000m
 15 March 2024 - 16:42
 Track Rating: Soft 5, Weather: Fine, Rail Position: +2m 1000m-
 W/Post; +0.5m Remainder



Section	Overall	800m	600m	400m	200m
Section Times	0:57.08 [3] (0:13.93)	0:43.15 [11] (0:10.39)	0:32.76 [11] (0:10.46)	0:22.30 [10] (0:10.96)	0:11.34 [10] (0:11.34)
Average Speed [km/h]	51.7	69.8	68.7	65.6	63.4
Top Speed [km/h]	69.8	70.9	70.4	66.7	64.7
Avg. Dist. to Rail [m]	5.6	2.1	0.9	2.6	5.4
Avg. Stride Freq. [Hz]	2.5	2.6	2.5	2.5	2.5
Avg. Stride Length [m]	5.8	7.4	7.5	7.4	7.1



- [] Ranking at each section and finish
- .-.- No data available at this section
- NA No data available



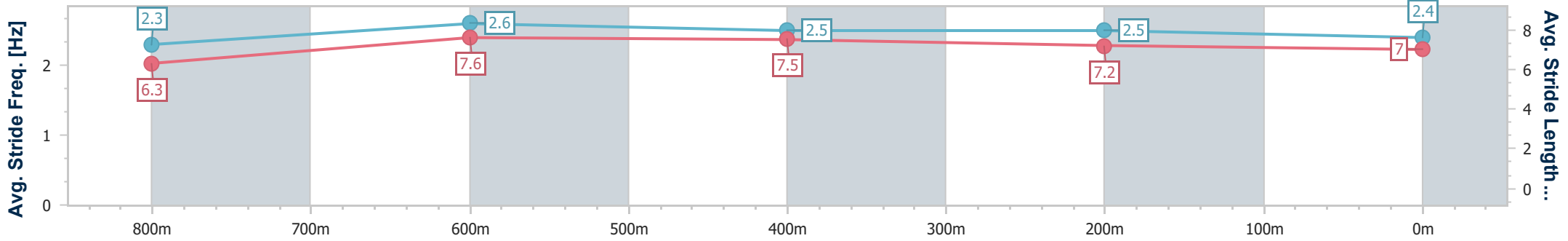
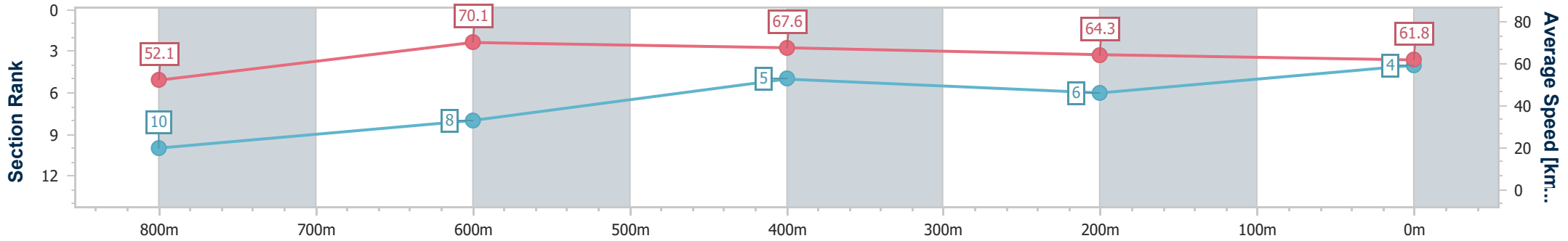
Horse/Jockey Name	Wicklow Lass
Final Rank	4
Fastest Section Time (Section)	0:10.21 (800m)
Top Speed [km/h] (Section)	71.6 (Overall)
Race State	Finished



Townsville QLD Professional
 Race 7: HYGAIN Class 3 Plate - 1000m
 15 March 2024 - 16:42
 Track Rating: Soft 5, Weather: Fine, Rail Position: +2m 1000m-
 W/Post; +0.5m Remainder



Section	Overall	800m	600m	400m	200m
Section Times	0:57.22 [4] (0:13.81)	0:43.41 [10] (0:10.21)	0:33.20 [8] (0:10.38)	0:22.82 [5] (0:11.19)	0:11.63 [6] (0:11.63)
Average Speed [km/h]	52.1	70.1	67.6	64.3	61.8
Top Speed [km/h]	71.6	71.4	71.0	65.4	65.2
Avg. Dist. to Rail [m]	3.0	1.6	4.6	1.1	0.8
Avg. Stride Freq. [Hz]	2.3	2.6	2.5	2.5	2.4
Avg. Stride Length [m]	6.3	7.6	7.5	7.2	7.0



- [] Ranking at each section and finish
- .-.- No data available at this section
- NA No data available



Horse/Jockey Name	Tennagain
Final Rank	5
Fastest Section Time (Section)	0:10.19 (800m)
Top Speed [km/h] (Section)	71.9 (Overall)
Race State	Finished



Townsville QLD Professional

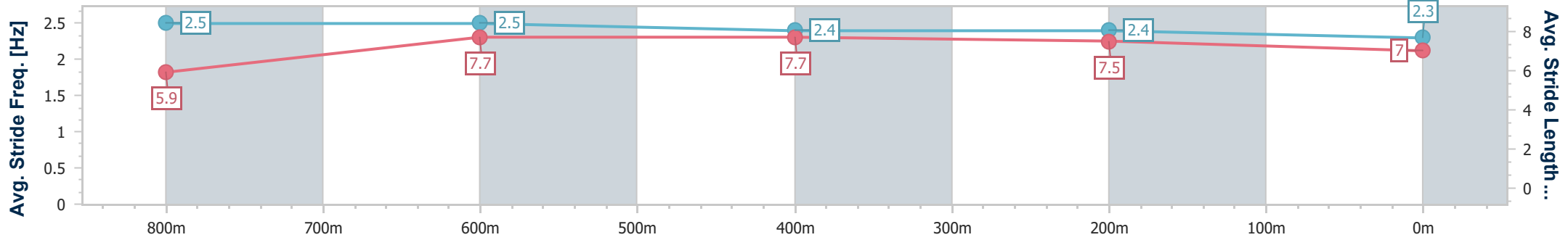
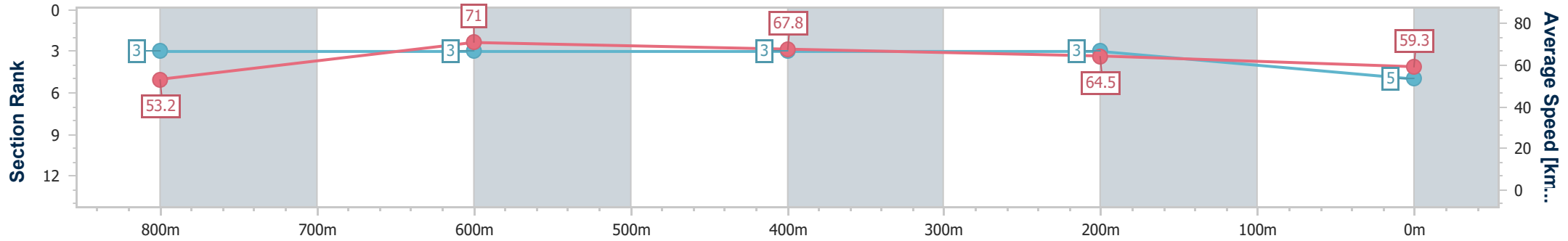
Race 7: HYGAIN Class 3 Plate - 1000m

15 March 2024 - 16:42

Track Rating: Soft 5, Weather: Fine, Rail Position: +2m 1000m-W/Post; +0.5m Remainder



Section	Overall	800m	600m	400m	200m
Section Times	0:57.49 [5] (0:13.55)	0:43.94 [3] (0:10.19)	0:33.75 [3] (0:10.52)	0:23.23 [3] (0:11.09)	0:12.14 [3] (0:12.14)
Average Speed [km/h]	53.2	71.0	67.8	64.5	59.3
Top Speed [km/h]	71.9	71.0	70.0	66.4	63.0
Avg. Dist. to Rail [m]	2.1	1.1	2.1	2.3	2.0
Avg. Stride Freq. [Hz]	2.5	2.5	2.4	2.4	2.3
Avg. Stride Length [m]	5.9	7.7	7.7	7.5	7.0



- [] Ranking at each section and finish
- .-.- No data available at this section
- NA No data available



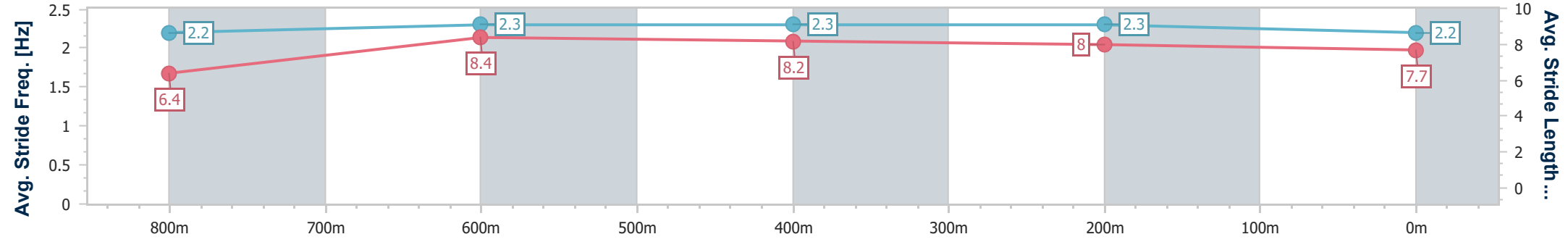
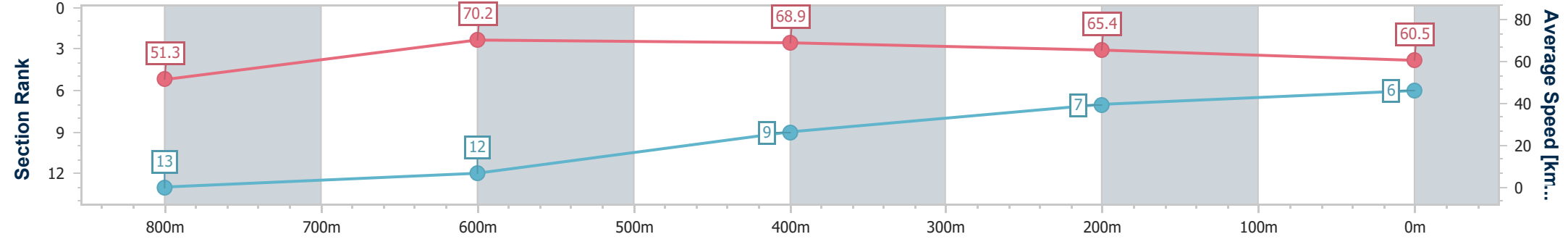
Horse/Jockey Name	Headlander
Final Rank	6
Fastest Section Time (Section)	0:10.31 (800m)
Top Speed [km/h] (Section)	71.1 (800m)
Race State	Finished



Townsville QLD Professional
Race 7: HYGAIN Class 3 Plate - 1000m
15 March 2024 - 16:42
**Track Rating: Soft 5, Weather: Fine, Rail Position: +2m 1000m-
W/Post; +0.5m Remainder**



Section	Overall	800m	600m	400m	200m
Section Times	0:57.50 [6] (0:14.05)	0:43.45 [13] (0:10.31)	0:33.14 [12] (0:10.31)	0:22.83 [9] (0:10.94)	0:11.89 [7] (0:11.89)
Average Speed [km/h]	51.3	70.2	68.9	65.4	60.5
Top Speed [km/h]	69.5	71.1	70.8	66.0	63.9
Avg. Dist. to Rail [m]	11.1	2.9	2.9	2.0	0.5
Avg. Stride Freq. [Hz]	2.2	2.3	2.3	2.3	2.2
Avg. Stride Length [m]	6.4	8.4	8.2	8.0	7.7



- [] Ranking at each section and finish
- .-.- No data available at this section
- NA No data available



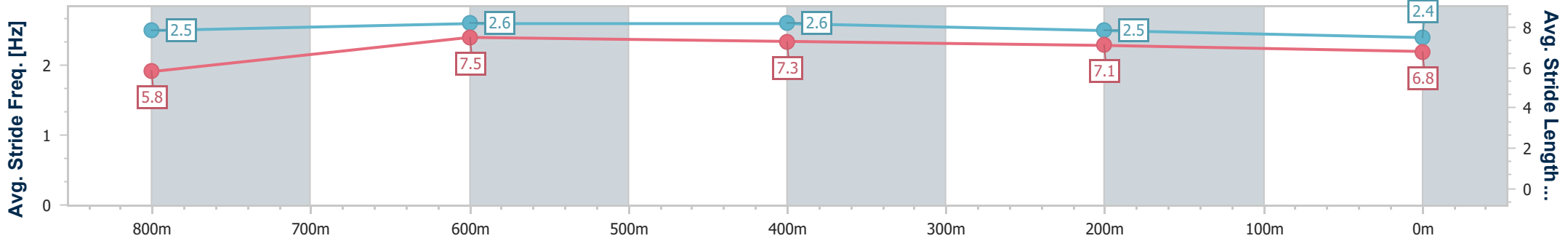
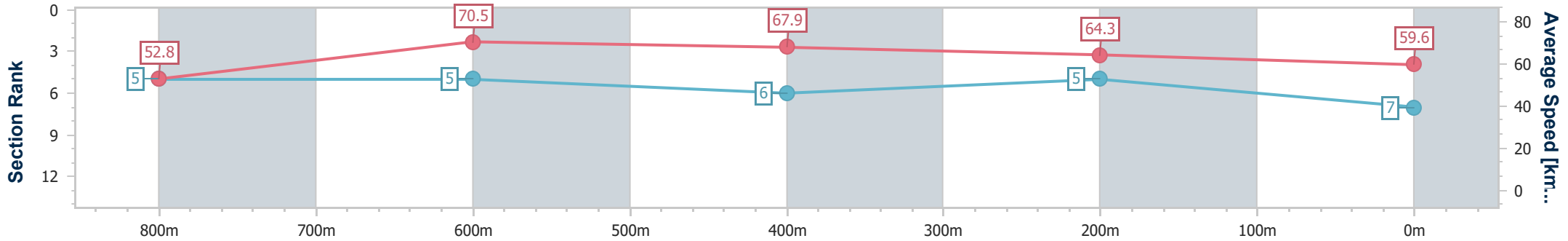
Horse/Jockey Name	Vila Tinto
Final Rank	7
Fastest Section Time (Section)	0:10.26 (800m)
Top Speed [km/h] (Section)	71.7 (800m)
Race State	Finished



Townsville QLD Professional
 Race 7: HYGAIN Class 3 Plate - 1000m
 15 March 2024 - 16:42
 Track Rating: Soft 5, Weather: Fine, Rail Position: +2m 1000m-
 W/Post; +0.5m Remainder



Section	Overall	800m	600m	400m	200m
Section Times	0:57.64 [7] (0:13.64)	0:44.00 [5] (0:10.26)	0:33.74 [5] (0:10.54)	0:23.20 [6] (0:11.14)	0:12.06 [5] (0:12.06)
Average Speed [km/h]	52.8	70.5	67.9	64.3	59.6
Top Speed [km/h]	71.7	71.7	70.0	66.7	62.7
Avg. Dist. to Rail [m]	6.8	2.4	1.9	1.1	2.5
Avg. Stride Freq. [Hz]	2.5	2.6	2.6	2.5	2.4
Avg. Stride Length [m]	5.8	7.5	7.3	7.1	6.8



- [] Ranking at each section and finish
- .-.- No data available at this section
- NA No data available



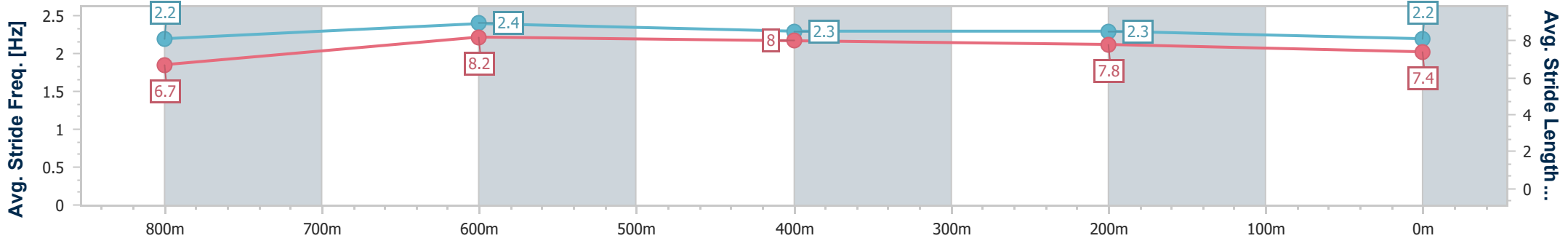
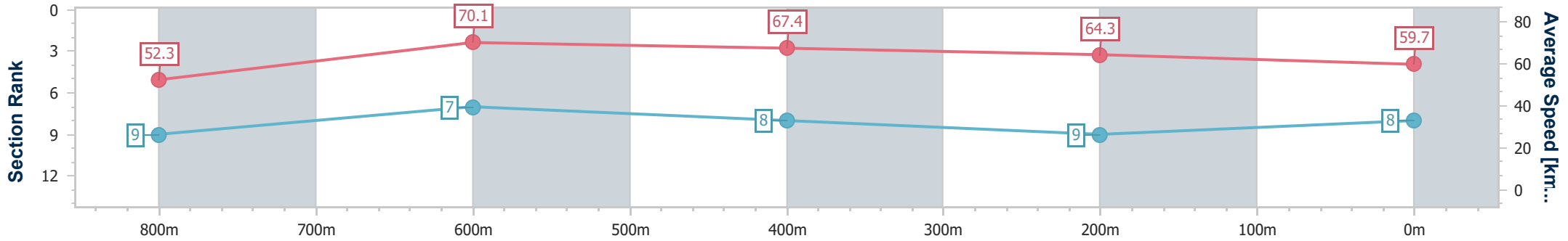
Horse/Jockey Name	Line Of Kings
Final Rank	8
Fastest Section Time (Section)	0:10.19 (800m)
Top Speed [km/h] (Section)	71.2 (800m)
Race State	Finished



Townsville QLD Professional
Race 7: HYGAIN Class 3 Plate - 1000m
15 March 2024 - 16:42
**Track Rating: Soft 5, Weather: Fine, Rail Position: +2m 1000m-
W/Post; +0.5m Remainder**



Section	Overall	800m	600m	400m	200m
Section Times	0:57.78 [8] (0:13.80)	0:43.98 [9] (0:10.19)	0:33.79 [7] (0:10.53)	0:23.26 [8] (0:11.20)	0:12.06 [9] (0:12.06)
Average Speed [km/h]	52.3	70.1	67.4	64.3	59.7
Top Speed [km/h]	69.9	71.2	69.8	65.3	62.5
Avg. Dist. to Rail [m]	4.1	1.4	2.7	2.7	5.9
Avg. Stride Freq. [Hz]	2.2	2.4	2.3	2.3	2.2
Avg. Stride Length [m]	6.7	8.2	8.0	7.8	7.4



- [] Ranking at each section and finish
- .-.- No data available at this section
- NA No data available



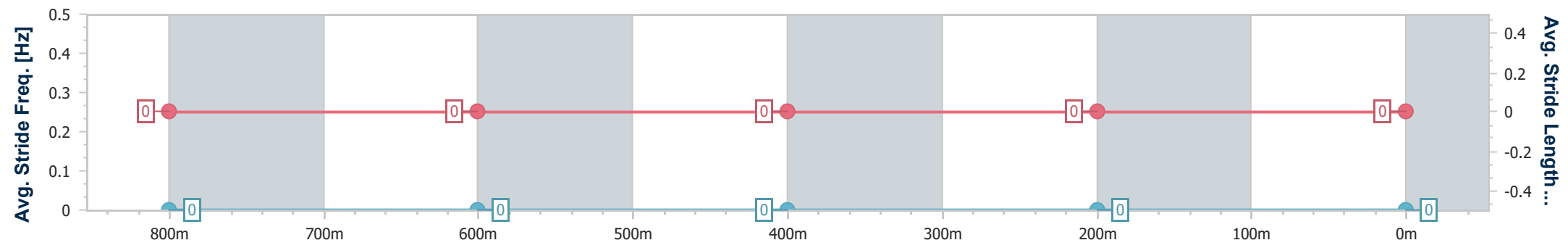
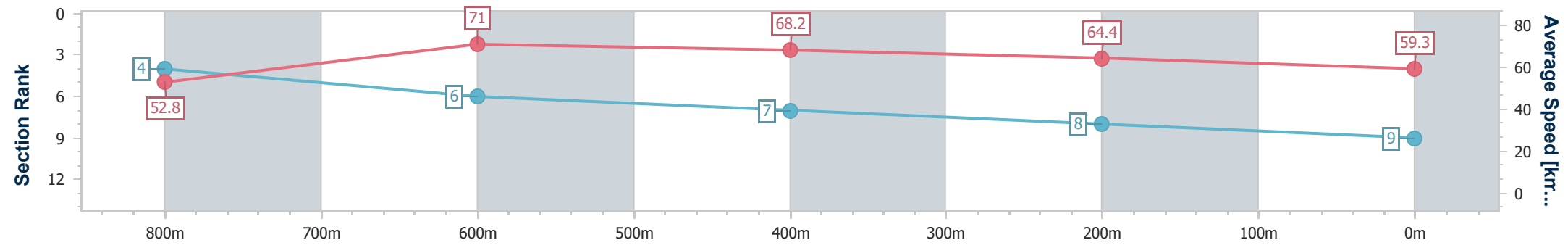
Horse/Jockey Name	Crowning Moment
Final Rank	9
Fastest Section Time (Section)	0:10.31 (800m)
Top Speed [km/h] (Section)	71.7 (800m)
Race State	Finished



Townsville QLD Professional
Race 7: HYGAIN Class 3 Plate - 1000m
 15 March 2024 - 16:42
 Track Rating: Soft 5, Weather: Fine, Rail Position: +2m 1000m-
 W/Post; +0.5m Remainder



Section	Overall	800m	600m	400m	200m
Section Times	0:57.81 [9] (0:13.64)	0:44.17 [4] (0:10.31)	0:33.86 [6] (0:10.52)	0:23.34 [7] (0:11.22)	0:12.12 [8] (0:12.12)
Average Speed [km/h]	52.8	71.0	68.2	64.4	59.3
Top Speed [km/h]	71.6	71.7	69.9	65.7	62.0
Avg. Dist. to Rail [m]	11.9	3.5	0.6	2.2	5.3
Avg. Stride Freq. [Hz]	--	--	--	--	--
Avg. Stride Length [m]	--	--	--	--	--



- [] Ranking at each section and finish
- No data available at this section
- NA No data available



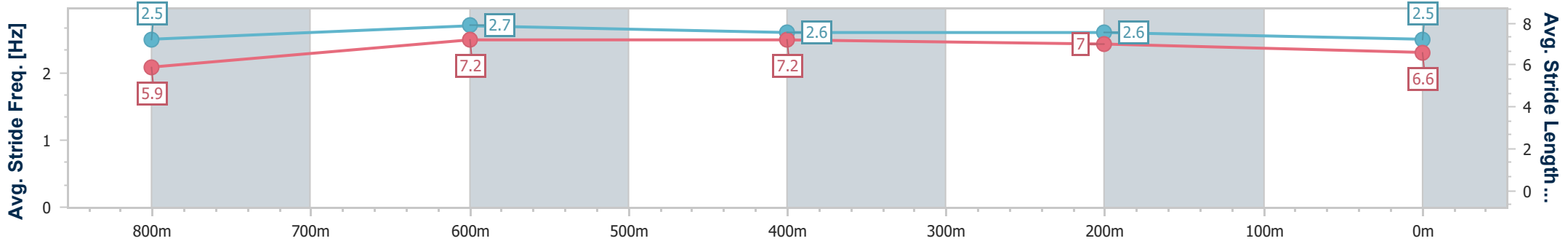
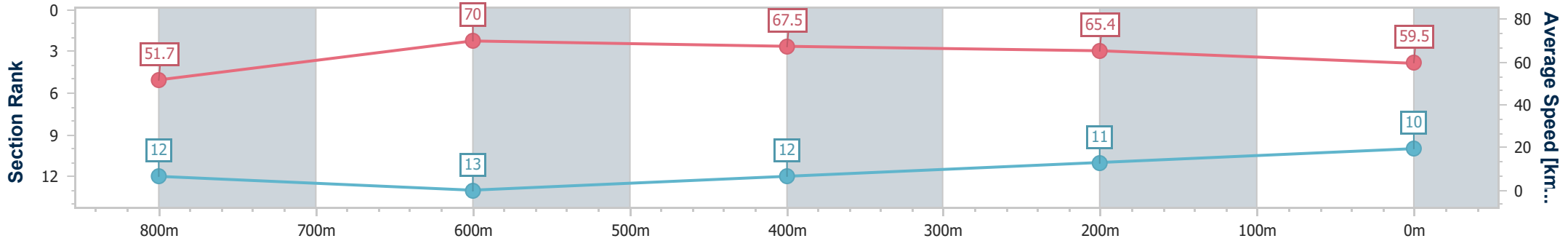
Horse/Jockey Name	Freddy Barbarossa
Final Rank	10
Fastest Section Time (Section)	0:10.42 (800m)
Top Speed [km/h] (Section)	70.6 (800m)
Race State	Finished



Townsville QLD Professional
Race 7: HYGAIN Class 3 Plate - 1000m
15 March 2024 - 16:42
**Track Rating: Soft 5, Weather: Fine, Rail Position: +2m 1000m-
W/Post; +0.5m Remainder**



Section	Overall	800m	600m	400m	200m
Section Times	0:58.06 [10] (0:13.95)	0:44.11 [12] (0:10.42)	0:33.69 [13] (0:10.64)	0:23.05 [12] (0:10.99)	0:12.06 [11] (0:12.06)
Average Speed [km/h]	51.7	70.0	67.5	65.4	59.5
Top Speed [km/h]	69.8	70.6	70.5	66.2	64.2
Avg. Dist. to Rail [m]	10.9	4.3	0.9	1.3	3.9
Avg. Stride Freq. [Hz]	2.5	2.7	2.6	2.6	2.5
Avg. Stride Length [m]	5.9	7.2	7.2	7.0	6.6



- [] Ranking at each section and finish
- .-.- No data available at this section
- NA No data available



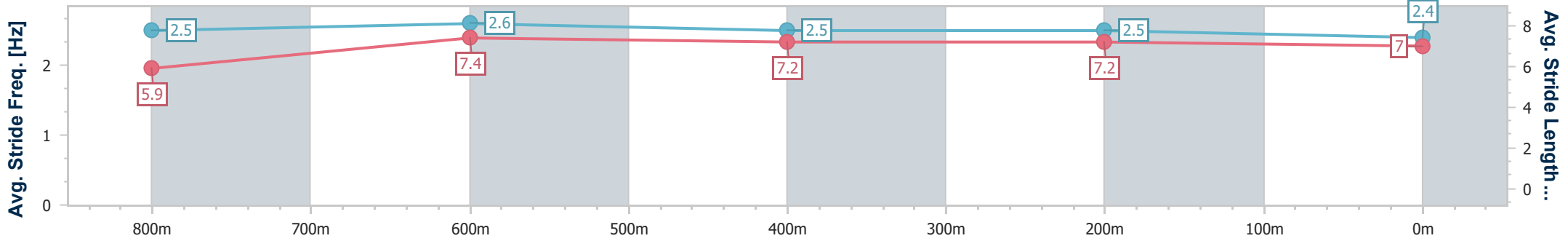
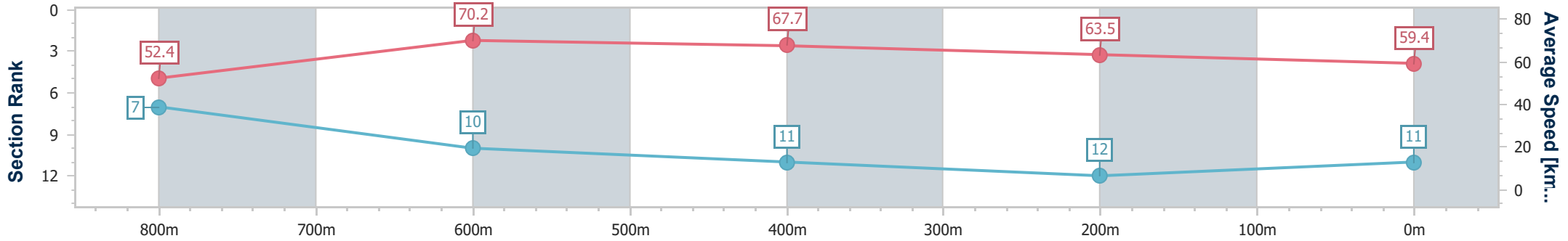
Horse/Jockey Name	Private Sector
Final Rank	11
Fastest Section Time (Section)	0:10.42 (800m)
Top Speed [km/h] (Section)	70.8 (800m)
Race State	Finished



Townsville QLD Professional
Race 7: HYGAIN Class 3 Plate - 1000m
15 March 2024 - 16:42
**Track Rating: Soft 5, Weather: Fine, Rail Position: +2m 1000m-
W/Post; +0.5m Remainder**



Section	Overall	800m	600m	400m	200m
Section Times	0:58.28 [11] (0:13.74)	0:44.54 [7] (0:10.42)	0:34.12 [10] (0:10.68)	0:23.44 [11] (0:11.34)	0:12.10 [12] (0:12.10)
Average Speed [km/h]	52.4	70.2	67.7	63.5	59.4
Top Speed [km/h]	69.6	70.8	69.4	65.7	62.1
Avg. Dist. to Rail [m]	8.5	3.7	0.7	3.0	4.4
Avg. Stride Freq. [Hz]	2.5	2.6	2.5	2.5	2.4
Avg. Stride Length [m]	5.9	7.4	7.2	7.2	7.0



- [] Ranking at each section and finish
- .-.- No data available at this section
- NA No data available



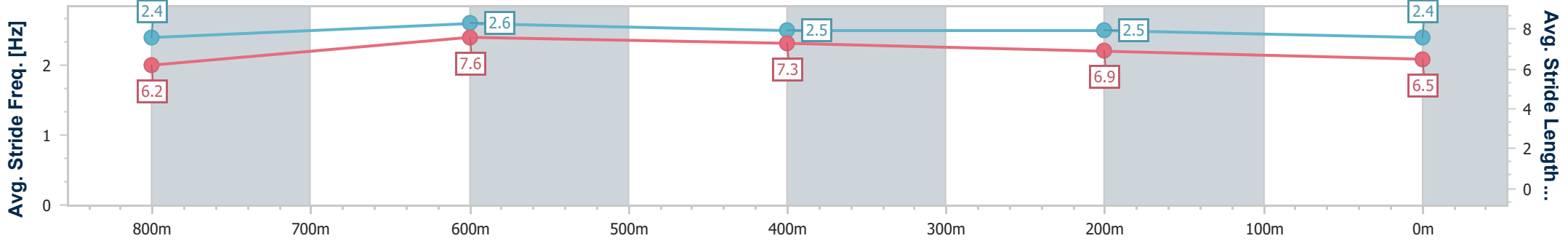
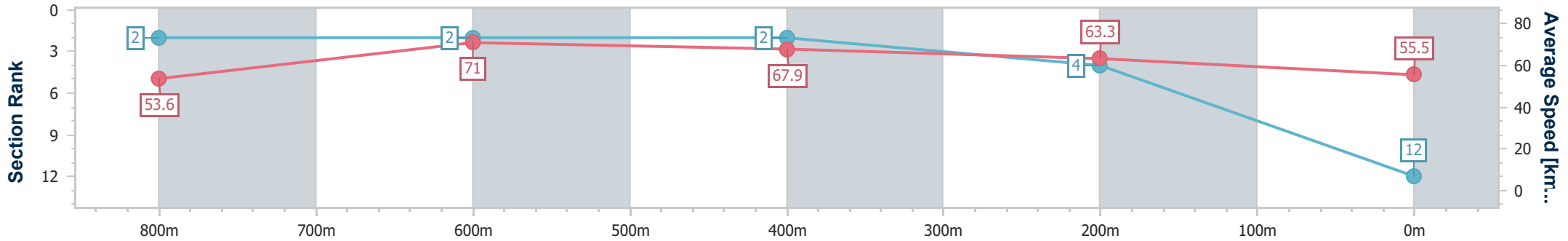
Horse/Jockey Name	Good Girl
Final Rank	12
Fastest Section Time (Section)	0:10.23 (800m)
Top Speed [km/h] (Section)	72.2 (Overall)
Race State	Finished



Townsville QLD Professional
 Race 7: HYGAIN Class 3 Plate - 1000m
 15 March 2024 - 16:42
 Track Rating: Soft 5, Weather: Fine, Rail Position: +2m 1000m-
 W/Post; +0.5m Remainder



Section	Overall	800m	600m	400m	200m
Section Times	0:58.45 [12] (0:13.45)	0:45.00 [2] (0:10.23)	0:34.77 [2] (0:10.47)	0:24.30 [2] (0:11.32)	0:12.98 [4] (0:12.98)
Average Speed [km/h]	53.6	71.0	67.9	63.3	55.5
Top Speed [km/h]	72.2	71.6	69.7	66.2	59.2
Avg. Dist. to Rail [m]	12.5	2.8	2.2	1.2	1.1
Avg. Stride Freq. [Hz]	2.4	2.6	2.5	2.5	2.4
Avg. Stride Length [m]	6.2	7.6	7.3	6.9	6.5



- [] Ranking at each section and finish
- .-.- No data available at this section
- NA No data available



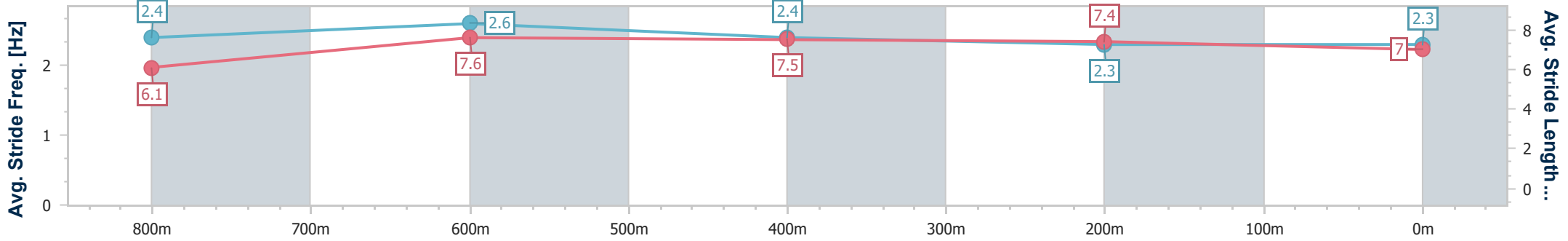
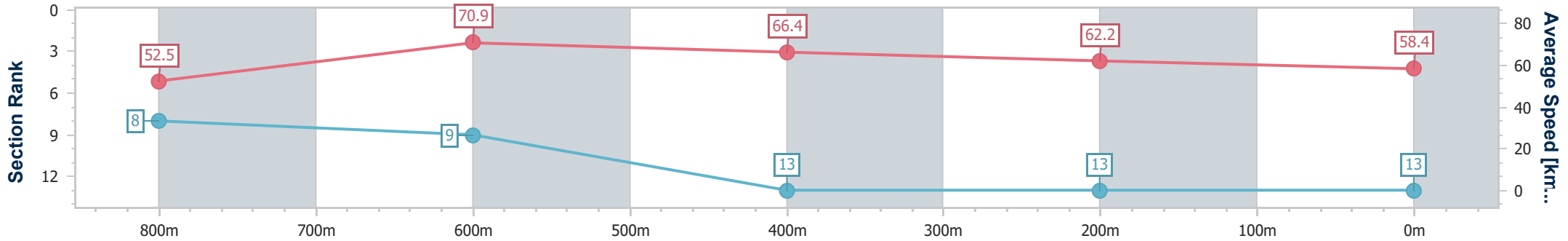
Horse/Jockey Name	Miss Helmut
Final Rank	13
Fastest Section Time (Section)	0:10.38 (800m)
Top Speed [km/h] (Section)	72.4 (800m)
Race State	Finished



Townsville QLD Professional
 Race 7: HYGAIN Class 3 Plate - 1000m
 15 March 2024 - 16:42
 Track Rating: Soft 5, Weather: Fine, Rail Position: +2m 1000m-
 W/Post; +0.5m Remainder



Section	Overall	800m	600m	400m	200m
Section Times	0:58.96 [13] (0:13.77)	0:45.19 [8] (0:10.38)	0:34.81 [9] (0:10.90)	0:23.91 [13] (0:11.59)	0:12.32 [13] (0:12.32)
Average Speed [km/h]	52.5	70.9	66.4	62.2	58.4
Top Speed [km/h]	71.6	72.4	69.1	64.0	60.7
Avg. Dist. to Rail [m]	11.7	5.8	1.7	1.7	2.0
Avg. Stride Freq. [Hz]	2.4	2.6	2.4	2.3	2.3
Avg. Stride Length [m]	6.1	7.6	7.5	7.4	7.0



- [] Ranking at each section and finish
- .-.- No data available at this section
- NA No data available