



Eagle Farm QLD Professional

Race 1: SKY RACING QTIS Two-Year-Old Handicap - 1400m

16 March 2024 - 11:39



BRISBANE
RACING CLUB

Track Rating: Good 4, Weather: Fine, Rail Position: +0.5m Entire

| Section | | Overall | 1200m | 1000m | 800m | 600m | 400m | Last 600m | | | | |
|-------------|--|----------------------|----------------------|----------------------|--------------------------|--------------------------|--------------------------|--------------------------|--------------------------|--------------------------|---------|----|
| Field Times | | 1:25.27 (0:13.31) | 1:11.96 (0:11.17) | 1:00.79 (0:12.01) | 0:48.78 (0:12.31) | 0:36.47 (0:12.24) | 0:24.23 (0:11.94) | 0:36.47 | | | | |
| Rank | TAB Horse/Jockey | Barrier | Top Speed [km/h] | Fastest Section | Distance Travelled [m] | | | | | | | |
| 1 | 1 CAN'T RECALL ONE Michael Rodd | 1 | 65.8 1200m | 0:11.14 400m | 1:25.27 [1] (0:14.07) | 1:11.20 [7] (0:11.31) | 0:59.89 [7] (0:12.02) | 0:47.87 [7] (0:12.40) | 0:35.47 [7] (0:12.04) | 0:23.43 [7] (0:11.14) | 0:35.47 | |
| 2 | 3 MR CROWNING MOMENT Andrew Mallyon | 3 | 66.3 1200m | 0:11.23 1200m | 1:26.01 [2] (0:13.85) | 1:12.16 [5] (0:11.23) | 1:00.93 [5] (0:12.17) | 0:48.76 [6] (0:12.31) | 0:36.45 [6] (0:12.02) | 0:24.43 [5] (0:11.87) | 0:36.45 | -6 |
| 3 | 7 CHERRY LIPS Luke Tarrant | 7 | 66.1 Overall | 0:11.37 1200m | 1:26.08 [3] (0:13.56) | 1:12.52 [4] (0:11.37) | 1:01.15 [4] (0:12.10) | 0:49.05 [4] (0:12.42) | 0:36.63 [4] (0:11.96) | 0:24.67 [4] (0:11.88) | 0:36.63 | +1 |
| 4 | 5 PRIDE OF SAVABELLA Jim Byrne | 5 | 66.0 1200m | 0:11.32 1200m | 1:26.68 [4] (0:13.91) | 1:12.77 [6] (0:11.32) | 1:01.45 [6] (0:11.99) | 0:49.46 [5] (0:12.31) | 0:37.15 [5] (0:12.18) | 0:24.97 [6] (0:11.90) | 0:37.15 | +0 |
| 5 | 4 MYTHBUSTA Jag Guthmann-Chester | 4 | 68.3 Overall | 0:11.21 1200m | 1:26.85 [5] (0:13.40) | 1:13.45 [2] (0:11.21) | 1:02.24 [2] (0:12.11) | 0:50.13 [2] (0:12.45) | 0:37.68 [2] (0:12.23) | 0:25.45 [3] (0:12.01) | 0:37.68 | +2 |
| 6 | 6 MISHANI REACTOR Samantha Collett | 6 | 68.4 Overall | 0:11.17 1200m | 1:27.62 [6] (0:13.31) | 1:14.31 [1] (0:11.17) | 1:03.14 [1] (0:12.01) | 0:51.13 [1] (0:12.31) | 0:38.82 [1] (0:12.24) | 0:26.58 [1] (0:12.60) | 0:38.82 | -3 |
| 7 | 2 DANCE FOR ME RANDY Jackson Murphy | 2 | 66.8 Overall | 0:11.22 1200m | 1:27.78 [7] (0:13.53) | 1:14.25 [3] (0:11.22) | 1:03.03 [3] (0:12.09) | 0:50.94 [3] (0:12.39) | 0:38.55 [3] (0:12.16) | 0:26.39 [2] (0:12.50) | 0:38.55 | -4 |

[] Ranking at each section and finish
 -:-:-:- No data available at this section
 NA No data available

SCN Saddle cloth number
 DNF Did not finish
 DNT Did not track



Eagle Farm QLD Professional

Race 1: SKY RACING QTIS Two-Year-Old Handicap - 1400m

16 March 2024 - 11:39



BRISBANE
RACING CLUB

Track Rating: Good 4, Weather: Fine, Rail Position: +0.5m Entire

| Section | | | | | | | 200m | | | Last 600m |
|-------------|-----|----------------------|---------|------------------|-----------------|-------------|-----------|--|------------------------|-----------|
| Field Times | | | | | | | 0:12.29 | | | 0:36.47 |
| | | | | | | | (0:12.29) | | | |
| Rank | TAB | Horse/Jockey | Barrier | Top Speed [km/h] | Fastest Section | Margin | | | Distance Travelled [m] | |
| 1 | 1 | CAN'T RECALL ONE | 1 | 65.8 | 0:11.14 | 0:12.29 [1] | 1:25.27 | | 0:35.47 | |
| | | Michael Rodd | | 1200m | 400m | (0:12.29) | | | | |
| 2 | 3 | MR CROWNING MOMENT | 3 | 66.3 | 0:11.23 | 0:12.56 [4] | 4.34L | | 0:36.45 | |
| | | Andrew Mallyon | | 1200m | 1200m | (0:12.56) | | | -6 | |
| 3 | 7 | CHERRY LIPS | 7 | 66.1 | 0:11.37 | 0:12.79 [2] | 4.78L | | 0:36.63 | |
| | | Luke Tarrant | | Overall | 1200m | (0:12.79) | | | +1 | |
| 4 | 5 | PRIDE OF SAVABELLA | 5 | 66.0 | 0:11.32 | 0:13.07 [5] | 8.31L | | 0:37.15 | |
| | | Jim Byrne | | 1200m | 1200m | (0:13.07) | | | +0 | |
| 5 | 4 | MYTHBUSTA | 4 | 68.3 | 0:11.21 | 0:13.44 [3] | 9.29L | | 0:37.68 | |
| | | Jag Guthmann-Chester | | Overall | 1200m | (0:13.44) | | | +2 | |
| 6 | 6 | MISHANI REACTOR | 6 | 68.4 | 0:11.17 | 0:13.98 [6] | 13.83L | | 0:38.82 | |
| | | Samantha Collett | | Overall | 1200m | (0:13.98) | | | -3 | |
| 7 | 2 | DANCE FOR ME RANDY | 2 | 66.8 | 0:11.22 | 0:13.89 [7] | 14.76L | | 0:38.55 | |
| | | Jackson Murphy | | Overall | 1200m | (0:13.89) | | | -4 | |



| | |
|--------------------------------|------------------|
| Horse/Jockey Name | Can't Recall One |
| Final Rank | 1 |
| Fastest Section Time (Section) | 0:11.14 (400m) |
| Top Speed [km/h] (Section) | 65.8 (1200m) |
| Race State | Finished |

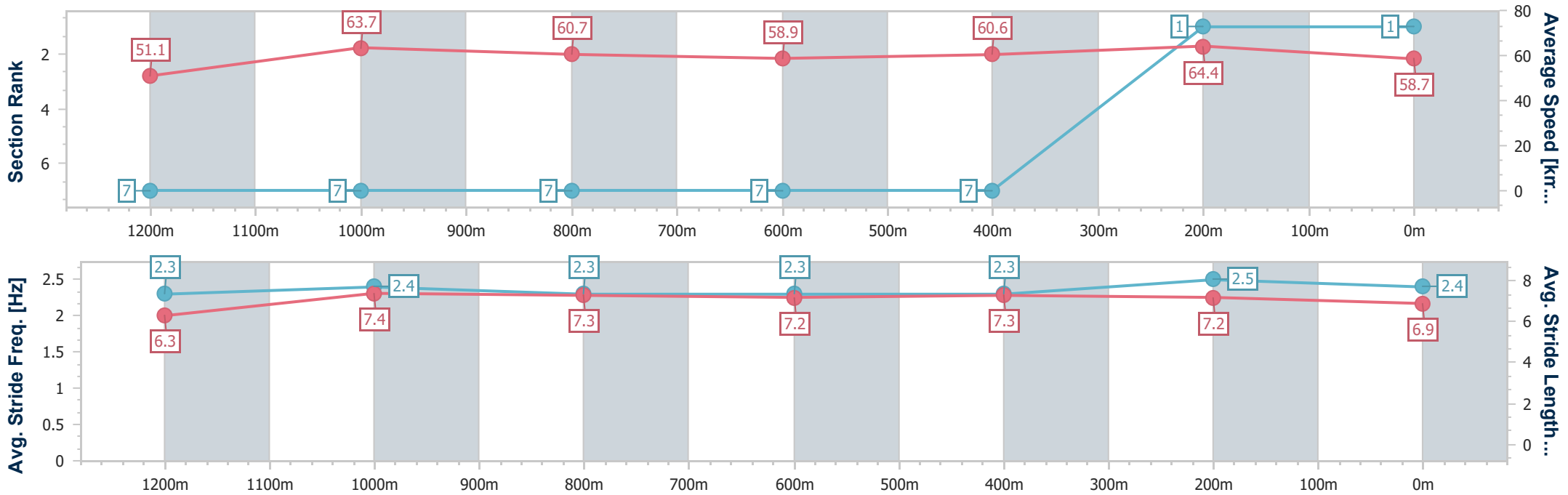


Eagle Farm QLD Professional
 Race 1: SKY RACING QTIS Two-Year-Old Handicap - 1400m
 16 March 2024 - 11:39
 Track Rating: Good 4, Weather: Fine, Rail Position: +0.5m Entire



BRISBANE
 RACING CLUB

| Section | Overall | 1200m | 1000m | 800m | 600m | 400m | 200m |
|------------------------|--------------------------|--------------------------|--------------------------|--------------------------|--------------------------|--------------------------|--------------------------|
| Section Times | 1:25.27 [1] (0:14.07) | 1:11.20 [7] (0:11.31) | 0:59.89 [7] (0:12.02) | 0:47.87 [7] (0:12.40) | 0:35.47 [7] (0:12.04) | 0:23.43 [7] (0:11.14) | 0:12.29 [1] (0:12.29) |
| Average Speed [km/h] | 51.1 | 63.7 | 60.7 | 58.9 | 60.6 | 64.4 | 58.7 |
| Top Speed [km/h] | 64.6 | 65.8 | 61.2 | 59.8 | 64.8 | 65.4 | 62.3 |
| Avg. Dist. to Rail [m] | 2.9 | 1.5 | 2.2 | 3.1 | 2.8 | 7.3 | 5.8 |
| Avg. Stride Freq. [Hz] | 2.3 | 2.4 | 2.3 | 2.3 | 2.3 | 2.5 | 2.4 |
| Avg. Stride Length [m] | 6.3 | 7.4 | 7.3 | 7.2 | 7.3 | 7.2 | 6.9 |



- [] Ranking at each section and finish
- .-.- No data available at this section
- NA No data available



| | |
|--------------------------------|--------------------|
| Horse/Jockey Name | Mr Crowning Moment |
| Final Rank | 2 |
| Fastest Section Time (Section) | 0:11.23 (1200m) |
| Top Speed [km/h] (Section) | 66.3 (1200m) |
| Race State | Finished |

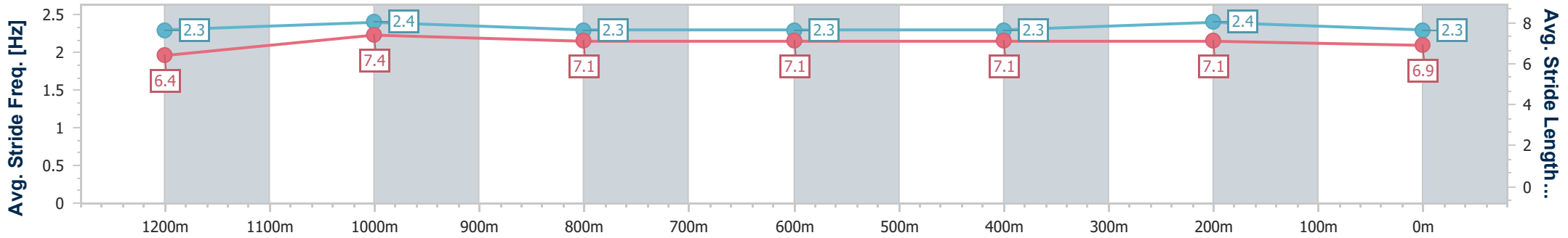
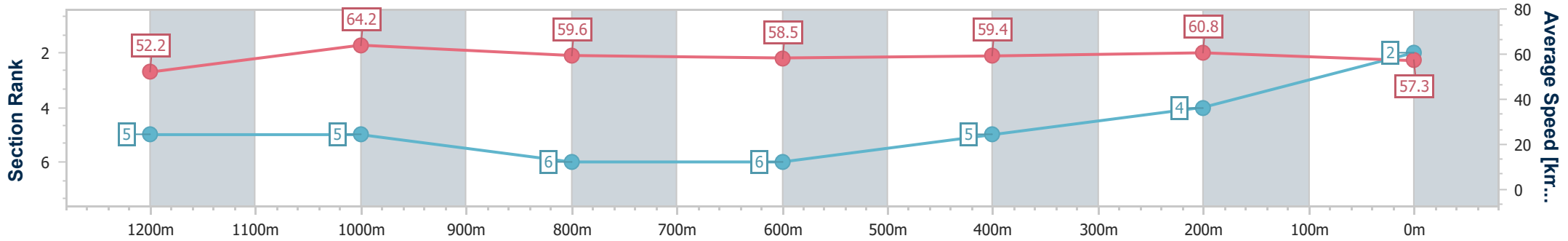


Eagle Farm QLD Professional
 Race 1: SKY RACING QTIS Two-Year-Old Handicap - 1400m
 16 March 2024 - 11:39
 Track Rating: Good 4, Weather: Fine, Rail Position: +0.5m Entire



BRISBANE
 RACING CLUB

| Section | Overall | 1200m | 1000m | 800m | 600m | 400m | 200m |
|------------------------|--------------------------|--------------------------|--------------------------|--------------------------|--------------------------|--------------------------|--------------------------|
| Section Times | 1:26.01 [2] (0:13.85) | 1:12.16 [5] (0:11.23) | 1:00.93 [5] (0:12.17) | 0:48.76 [6] (0:12.31) | 0:36.45 [6] (0:12.02) | 0:24.43 [5] (0:11.87) | 0:12.56 [4] (0:12.56) |
| Average Speed [km/h] | 52.2 | 64.2 | 59.6 | 58.5 | 59.4 | 60.8 | 57.3 |
| Top Speed [km/h] | 66.0 | 66.3 | 61.6 | 59.5 | 61.7 | 61.8 | 59.9 |
| Avg. Dist. to Rail [m] | 5.0 | 2.7 | 1.6 | 0.5 | 1.3 | 2.5 | 2.6 |
| Avg. Stride Freq. [Hz] | 2.3 | 2.4 | 2.3 | 2.3 | 2.3 | 2.4 | 2.3 |
| Avg. Stride Length [m] | 6.4 | 7.4 | 7.1 | 7.1 | 7.1 | 7.1 | 6.9 |



- [] Ranking at each section and finish
- .-.- No data available at this section
- NA No data available



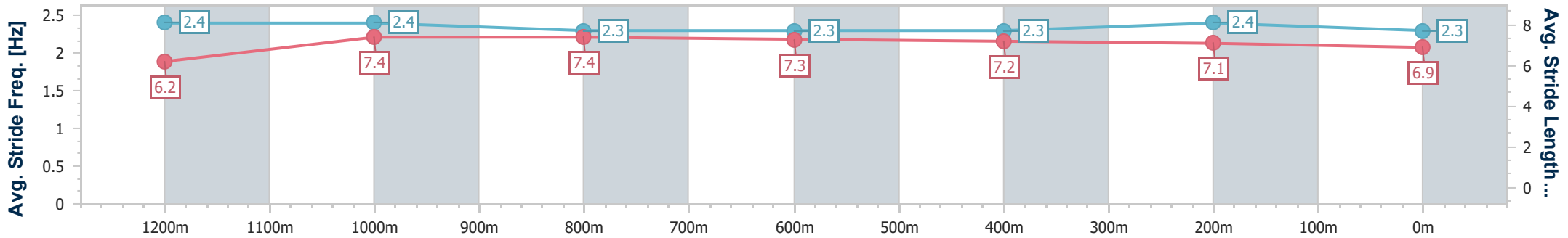
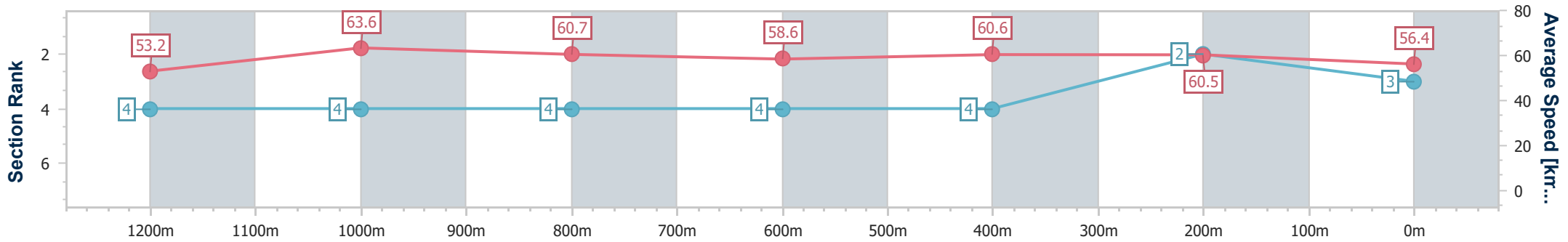
| | |
|--------------------------------|-----------------|
| Horse/Jockey Name | Cherry Lips |
| Final Rank | 3 |
| Fastest Section Time (Section) | 0:11.37 (1200m) |
| Top Speed [km/h] (Section) | 66.1 (Overall) |
| Race State | Finished |



Eagle Farm QLD Professional
 Race 1: SKY RACING QTIS Two-Year-Old Handicap - 1400m
 16 March 2024 - 11:39
 Track Rating: Good 4, Weather: Fine, Rail Position: +0.5m Entire



| Section | Overall | 1200m | 1000m | 800m | 600m | 400m | 200m |
|------------------------|--------------------------|--------------------------|--------------------------|--------------------------|--------------------------|--------------------------|--------------------------|
| Section Times | 1:26.08 [3] (0:13.56) | 1:12.52 [4] (0:11.37) | 1:01.15 [4] (0:12.10) | 0:49.05 [4] (0:12.42) | 0:36.63 [4] (0:11.96) | 0:24.67 [4] (0:11.88) | 0:12.79 [2] (0:12.79) |
| Average Speed [km/h] | 53.2 | 63.6 | 60.7 | 58.6 | 60.6 | 60.5 | 56.4 |
| Top Speed [km/h] | 66.1 | 65.8 | 62.1 | 59.7 | 62.7 | 62.3 | 58.5 |
| Avg. Dist. to Rail [m] | 4.7 | 4.1 | 3.5 | 2.9 | 1.2 | 2.7 | 2.4 |
| Avg. Stride Freq. [Hz] | 2.4 | 2.4 | 2.3 | 2.3 | 2.3 | 2.4 | 2.3 |
| Avg. Stride Length [m] | 6.2 | 7.4 | 7.4 | 7.3 | 7.2 | 7.1 | 6.9 |



- [] Ranking at each section and finish
- .-.- No data available at this section
- NA No data available



| | |
|--------------------------------|--------------------|
| Horse/Jockey Name | Pride Of Savabella |
| Final Rank | 4 |
| Fastest Section Time (Section) | 0:11.32 (1200m) |
| Top Speed [km/h] (Section) | 66.0 (1200m) |
| Race State | Finished |

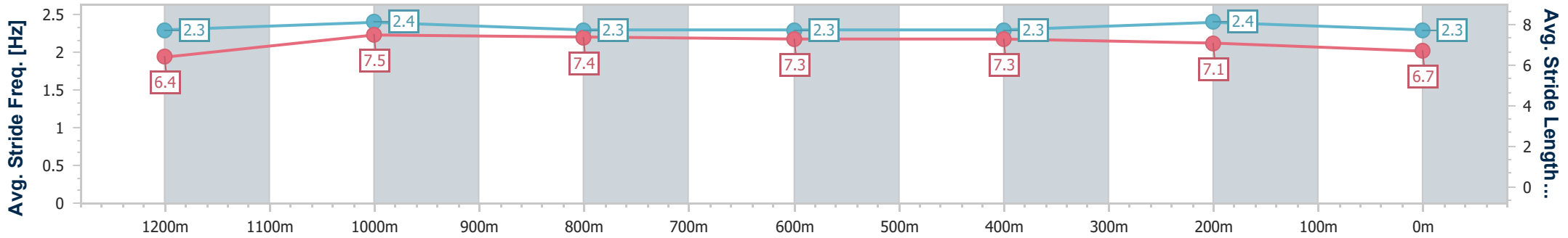
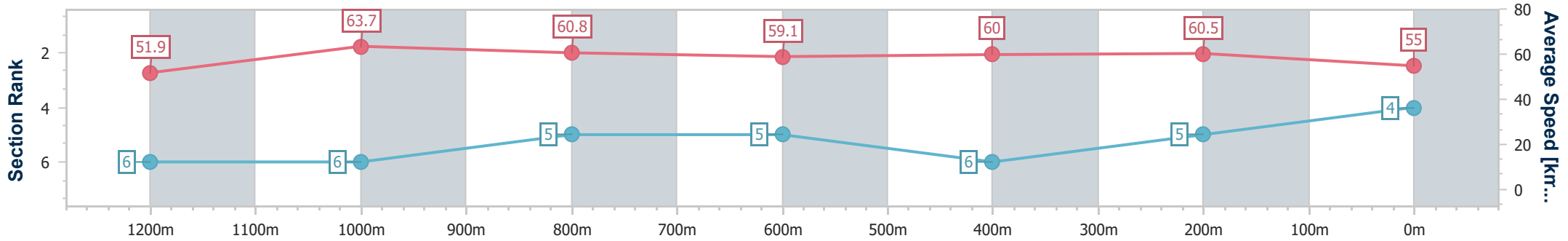


Eagle Farm QLD Professional
 Race 1: SKY RACING QTIS Two-Year-Old Handicap - 1400m
 16 March 2024 - 11:39
 Track Rating: Good 4, Weather: Fine, Rail Position: +0.5m Entire



BRISBANE
 RACING CLUB

| Section | Overall | 1200m | 1000m | 800m | 600m | 400m | 200m |
|------------------------|--------------------------|--------------------------|--------------------------|--------------------------|--------------------------|--------------------------|--------------------------|
| Section Times | 1:26.68 [4] (0:13.91) | 1:12.77 [6] (0:11.32) | 1:01.45 [6] (0:11.99) | 0:49.46 [5] (0:12.31) | 0:37.15 [5] (0:12.18) | 0:24.97 [6] (0:11.90) | 0:13.07 [5] (0:13.07) |
| Average Speed [km/h] | 51.9 | 63.7 | 60.8 | 59.1 | 60.0 | 60.5 | 55.0 |
| Top Speed [km/h] | 65.3 | 66.0 | 61.8 | 60.2 | 62.0 | 61.7 | 58.6 |
| Avg. Dist. to Rail [m] | 5.9 | 3.3 | 2.4 | 2.7 | 2.2 | 5.9 | 5.0 |
| Avg. Stride Freq. [Hz] | 2.3 | 2.4 | 2.3 | 2.3 | 2.3 | 2.4 | 2.3 |
| Avg. Stride Length [m] | 6.4 | 7.5 | 7.4 | 7.3 | 7.3 | 7.1 | 6.7 |



- [] Ranking at each section and finish
- .-.- No data available at this section
- NA No data available



| | |
|--------------------------------|-----------------|
| Horse/Jockey Name | Mythbusta |
| Final Rank | 5 |
| Fastest Section Time (Section) | 0:11.21 (1200m) |
| Top Speed [km/h] (Section) | 68.3 (Overall) |
| Race State | Finished |

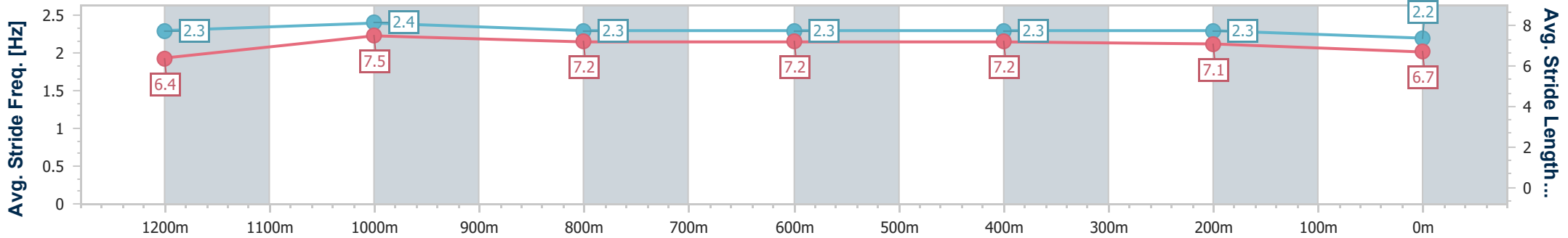
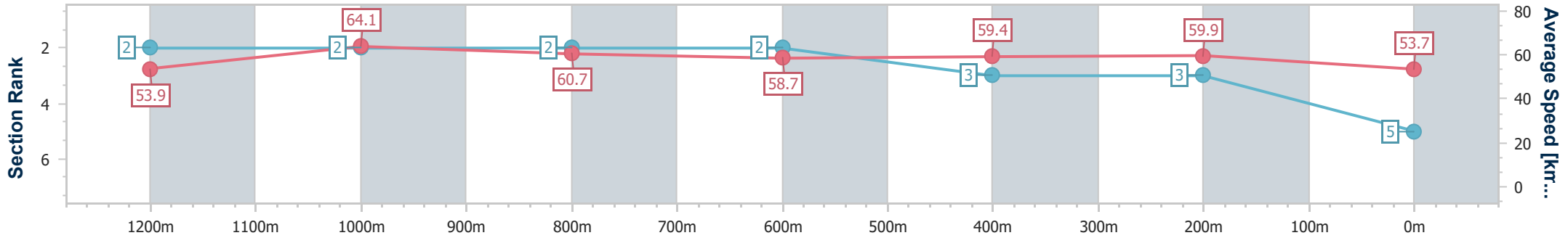


Eagle Farm QLD Professional
 Race 1: SKY RACING QTIS Two-Year-Old Handicap - 1400m
 16 March 2024 - 11:39
 Track Rating: Good 4, Weather: Fine, Rail Position: +0.5m Entire



BRISBANE
RACING CLUB

| Section | Overall | 1200m | 1000m | 800m | 600m | 400m | 200m |
|------------------------|--------------------------|--------------------------|--------------------------|--------------------------|--------------------------|--------------------------|--------------------------|
| Section Times | 1:26.85 [5] (0:13.40) | 1:13.45 [2] (0:11.21) | 1:02.24 [2] (0:12.11) | 0:50.13 [2] (0:12.45) | 0:37.68 [2] (0:12.23) | 0:25.45 [3] (0:12.01) | 0:13.44 [3] (0:13.44) |
| Average Speed [km/h] | 53.9 | 64.1 | 60.7 | 58.7 | 59.4 | 59.9 | 53.7 |
| Top Speed [km/h] | 68.3 | 66.6 | 61.9 | 59.9 | 60.7 | 62.1 | 57.3 |
| Avg. Dist. to Rail [m] | 7.6 | 3.1 | 3.3 | 3.6 | 1.5 | 2.1 | 0.9 |
| Avg. Stride Freq. [Hz] | 2.3 | 2.4 | 2.3 | 2.3 | 2.3 | 2.3 | 2.2 |
| Avg. Stride Length [m] | 6.4 | 7.5 | 7.2 | 7.2 | 7.2 | 7.1 | 6.7 |



- [] Ranking at each section and finish
- .-.- No data available at this section
- NA No data available



| | |
|--------------------------------|-----------------|
| Horse/Jockey Name | Mishani Reactor |
| Final Rank | 6 |
| Fastest Section Time (Section) | 0:11.17 (1200m) |
| Top Speed [km/h] (Section) | 68.4 (Overall) |
| Race State | Finished |

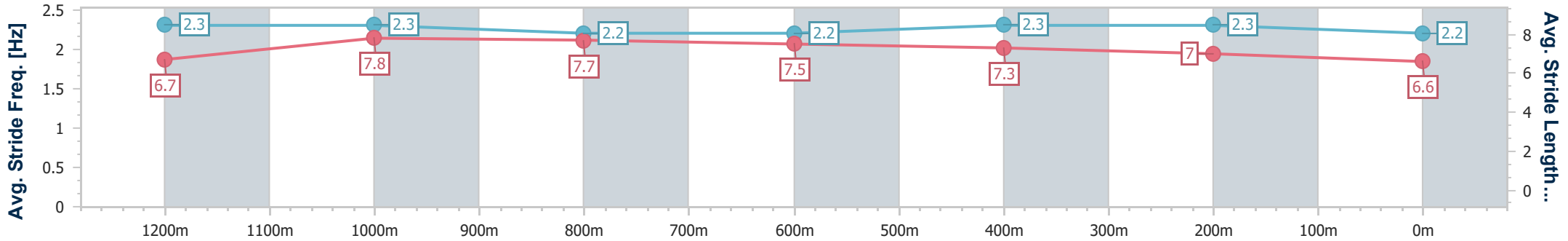
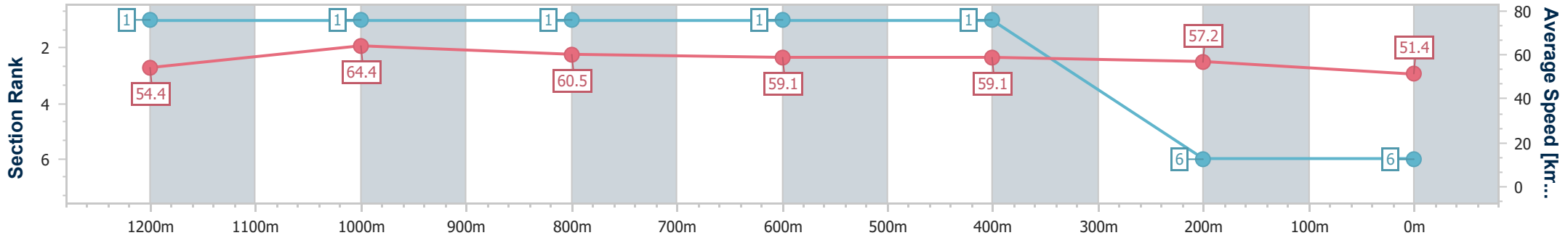


Eagle Farm QLD Professional
 Race 1: SKY RACING QTIS Two-Year-Old Handicap - 1400m
 16 March 2024 - 11:39
 Track Rating: Good 4, Weather: Fine, Rail Position: +0.5m Entire



BRISBANE
 RACING CLUB

| Section | Overall | 1200m | 1000m | 800m | 600m | 400m | 200m |
|------------------------|--------------------------|--------------------------|--------------------------|--------------------------|--------------------------|--------------------------|--------------------------|
| Section Times | 1:27.62 [6] (0:13.31) | 1:14.31 [1] (0:11.17) | 1:03.14 [1] (0:12.01) | 0:51.13 [1] (0:12.31) | 0:38.82 [1] (0:12.24) | 0:26.58 [1] (0:12.60) | 0:13.98 [6] (0:13.98) |
| Average Speed [km/h] | 54.4 | 64.4 | 60.5 | 59.1 | 59.1 | 57.2 | 51.4 |
| Top Speed [km/h] | 68.4 | 67.7 | 62.0 | 59.5 | 59.5 | 58.7 | 55.4 |
| Avg. Dist. to Rail [m] | 7.1 | 2.6 | 2.0 | 2.0 | 0.6 | 0.3 | 0.4 |
| Avg. Stride Freq. [Hz] | 2.3 | 2.3 | 2.2 | 2.2 | 2.3 | 2.3 | 2.2 |
| Avg. Stride Length [m] | 6.7 | 7.8 | 7.7 | 7.5 | 7.3 | 7.0 | 6.6 |



- [] Ranking at each section and finish
- .-.- No data available at this section
- NA No data available



| | |
|--------------------------------|--------------------|
| Horse/Jockey Name | Dance For Me Randy |
| Final Rank | 7 |
| Fastest Section Time (Section) | 0:11.22 (1200m) |
| Top Speed [km/h] (Section) | 66.8 (Overall) |
| Race State | Finished |

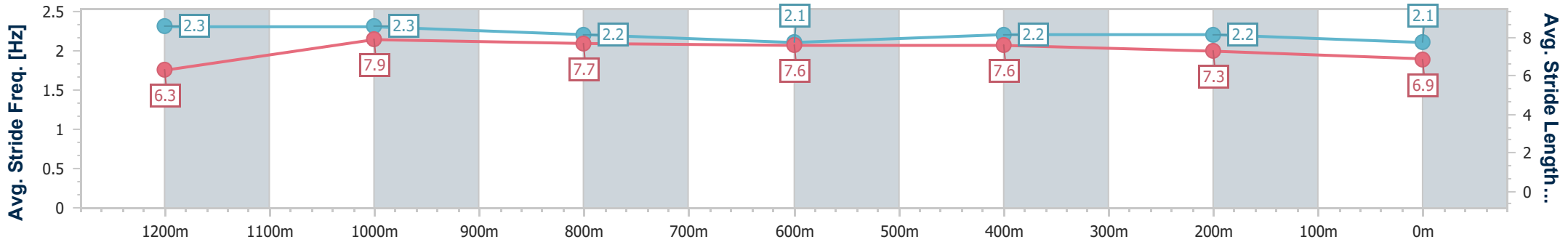
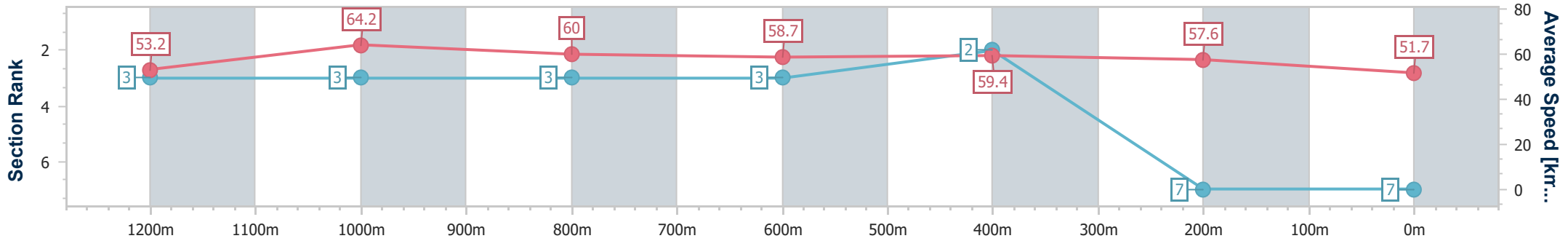


Eagle Farm QLD Professional
 Race 1: SKY RACING QTIS Two-Year-Old Handicap - 1400m
 16 March 2024 - 11:39
 Track Rating: Good 4, Weather: Fine, Rail Position: +0.5m Entire



BRISBANE
 RACING CLUB

| Section | Overall | 1200m | 1000m | 800m | 600m | 400m | 200m |
|------------------------|--------------------------|--------------------------|--------------------------|--------------------------|--------------------------|--------------------------|--------------------------|
| Section Times | 1:27.78 [7] (0:13.53) | 1:14.25 [3] (0:11.22) | 1:03.03 [3] (0:12.09) | 0:50.94 [3] (0:12.39) | 0:38.55 [3] (0:12.16) | 0:26.39 [2] (0:12.50) | 0:13.89 [7] (0:13.89) |
| Average Speed [km/h] | 53.2 | 64.2 | 60.0 | 58.7 | 59.4 | 57.6 | 51.7 |
| Top Speed [km/h] | 66.8 | 66.5 | 61.2 | 59.7 | 60.8 | 58.7 | 56.0 |
| Avg. Dist. to Rail [m] | 2.1 | 2.3 | 1.8 | 1.2 | 0.6 | 3.8 | 5.4 |
| Avg. Stride Freq. [Hz] | 2.3 | 2.3 | 2.2 | 2.1 | 2.2 | 2.2 | 2.1 |
| Avg. Stride Length [m] | 6.3 | 7.9 | 7.7 | 7.6 | 7.6 | 7.3 | 6.9 |



- [] Ranking at each section and finish
- .-.- No data available at this section
- NA No data available



Eagle Farm QLD

Race 2: RAW METAL CORP Class 1 Handicap - 1200m

16 March 2024 - 12:14PM



BRISBANE
RACING CLUB

Track Rating: Good 4, Weather: Fine, Rail Position: +0.5m Entire

| Section | | | | | | | | | | | | | Overall | L1000 | L800 | L600 | L400 | L200 | | |
|-------------|----|------------------------------------|---------|-------------------|---------------------|------------|----------------------|---------------------------|---------------------------|---------------------------|---------------------------|---------------------------|----------------------|----------------------|------------------------------------|----------------------|----------------------|----------------------|--|--|
| Field Times | | | | | | | | | | | | | 1:11.83 (0:13.46) | 0:58.37 (0:11.23) | 0:47.14 (0:11.67) | 0:35.47 (0:11.92) | 0:23.55 (0:11.52) | 0:12.03 (0:12.03) | | |
| Position | # | Horse/Jockey | Barrier | Top Speed [km/h] | Fastest Section | First 400m | | | | | | | | Margin | Distance Travelled From Winner [m] | | | | | |
| 1 | 1 | MAJESTIC BOOM Adin Thompson | 1 | 67.8 1000-800 | 0:11.33 400-200 | 0:24.90 | 1:11.83 (0:13.56) | 0:58.27 [4] (0:11.34) | 0:46.93 [3] (0:11.81) | 0:35.12 [4] (0:11.84) | 0:23.28 [3] (0:11.33) | 0:11.95 [3] (0:11.95) | 1:11.83 | | | | | | | |
| 2 | 5 | DEFERENTIAL Damien Thornton | 5 | 66.1 400-200 | 0:11.00 400-200 | 0:25.57 | 1:11.94 (0:14.20) | 0:57.74 [11] (0:11.38) | 0:46.36 [11] (0:11.79) | 0:34.57 [12] (0:11.79) | 0:22.78 [11] (0:11.00) | 0:11.78 [7] (0:11.78) | 0.66L | +3 | | | | | | |
| 3 | 16 | TOUCH OF GRACIE Mark Du Plessis | 16 | 66.5 1000-800 | 0:11.22 400-200 | 0:25.41 | 1:12.01 (0:14.03) | 0:57.98 [10] (0:11.38) | 0:46.60 [8] (0:11.76) | 0:34.84 [7] (0:11.61) | 0:23.23 [6] (0:11.22) | 0:12.01 [4] (0:12.01) | 1.09L | -1 | | | | | | |
| 4 | 3 | NEW LEVEL Kirk Matheson | 3 | 65.8 1000-800 | 0:11.30 400-200 | 0:25.35 | 1:12.10 (0:13.75) | 0:58.35 [6] (0:11.60) | 0:46.75 [7] (0:11.83) | 0:34.92 [8] (0:11.70) | 0:23.22 [8] (0:11.30) | 0:11.92 [8] (0:11.92) | 1.63L | +9 | | | | | | |
| 5 | 6 | LUMENS LENNY Ryan Maloney | 6 | 67.4 1200-1000 | 0:11.26 1000-800 | 0:24.73 | 1:12.12 (0:13.47) | 0:58.65 [2] (0:11.26) | 0:47.39 [2] (0:11.69) | 0:35.70 [2] (0:11.91) | 0:23.79 [2] (0:11.47) | 0:12.32 [1] (0:12.32) | 1.75L | +2 | | | | | | |
| 6 | 13 | GRAND METEOR Angela Jones | 13 | 65.6 1000-800 | 0:11.38 400-200 | 0:25.18 | 1:12.27 (0:13.79) | 0:58.48 [7] (0:11.39) | 0:47.09 [5] (0:11.73) | 0:35.36 [5] (0:11.87) | 0:23.49 [7] (0:11.38) | 0:12.11 [6] (0:12.11) | 2.62L | -3 | | | | | | |
| 7 | 11 | MACHINE HEAD Samantha Collett | 11 | 65.8 1200-1000 | 0:11.34 400-200 | 0:25.25 | 1:12.38 (0:13.68) | 0:58.70 [5] (0:11.56) | 0:47.13 [6] (0:11.78) | 0:35.35 [6] (0:11.72) | 0:23.63 [5] (0:11.34) | 0:12.29 [5] (0:12.28) | 3.25L | +3 | | | | | | |
| 8 | 8 | TO WISH James Orman | 8 | 65.4 1000-800 | 0:11.34 400-200 | 0:25.47 | 1:12.53 (0:13.95) | 0:58.58 [8] (0:11.52) | 0:47.06 [9] (0:11.76) | 0:35.30 [9] (0:11.80) | 0:23.50 [9] (0:11.34) | 0:12.16 [11] (0:12.16) | 4.13L | +4 | | | | | | |
| 9 | 14 | LI'L WONDER Nikita Beriman | 14 | 66.3 1000-800 | 0:11.15 400-200 | 0:25.68 | 1:12.57 (0:14.49) | 0:58.08 [12] (0:11.19) | 0:46.89 [12] (0:11.64) | 0:35.25 [10] (0:11.73) | 0:23.52 [10] (0:11.15) | 0:12.37 [9] (0:12.37) | 4.37L | +0 | | | | | | |
| 10 | 4 | BONDED AFFAIR Michael Rodd | 4 | 68.5 1000-800 | 0:11.14 1000-800 | 0:24.69 | 1:12.59 (0:13.55) | 0:59.04 [3] (0:11.14) | 0:47.90 [1] (0:11.66) | 0:36.24 [1] (0:11.92) | 0:24.32 [1] (0:11.57) | 0:12.74 [2] (0:12.74) | 4.48L | +3 | | | | | | |

Scratched: Russian Sub (#2), Quade (#7), I Stole It (#10), Rustic Boom (#12), Night Vision (#17), Sukiche (#18)

Report Created: Sat 16 March 2024 13:36:02 GMT+11 (Note: Timing is based on positional data)

[] Position in running at each section and finish # Saddle cloth number
 -:-:- No data available at this section ■ Background shading for fastest section
 NA No data available



Eagle Farm QLD
Race 2: RAW METAL CORP Class 1 Handicap - 1200m
 16 March 2024 - 12:14PM



BRISBANE
RACING CLUB

Track Rating: Good 4, Weather: Fine, Rail Position: +0.5m Entire

| Section | | | | | | | | Overall | L1000 | L800 | L600 | L400 | L200 | | |
|-------------|----|-----------------------------------|---------|---------------------|---------------------|---------------|----------------------|--------------------------|---------------------------|---------------------------|---------------------------|---------------------------|----------------------|--------|--|
| Field Times | | | | | | | | 1:11.83 (0:13.46) | 0:58.37 (0:11.23) | 0:47.14 (0:11.67) | 0:35.47 (0:11.92) | 0:23.55 (0:11.52) | 0:12.03 (0:12.03) | Margin | Distance Travelled From Winner [m] |
| Position | # | Horse/Jockey | Barrier | Top Speed [km/h] | Fastest Section | First 400m | | | | | | | | | |
| 11 | 9 | CICCONE Jim Byrne | 9 | 67.1 1200-1000 | 0:11.49 1000-800 | 0:24.95 | 1:12.77 (0:13.46) | 0:59.31 [1] (0:11.49) | 0:47.82 [4] (0:11.76) | 0:36.06 [3] (0:11.90) | 0:24.16 [4] (0:11.61) | 0:12.55 [10] (0:12.55) | 5.54L | +2 | |
| 12 | 15 | FINAL ILLUSIONIST Jake Bayliss | 15 | 65.4 1000-800 | 0:11.48 400-200 | 0:25.55 | 1:13.08 (0:14.01) | 0:59.07 [9] (0:11.54) | 0:47.53 [10] (0:11.80) | 0:35.73 [11] (0:11.85) | 0:23.88 [12] (0:11.48) | 0:12.40 [12] (0:12.40) | 7.37L | +5 | |

Scratched: Russian Sub (#2), Quade (#7), I Stole It (#10), Rustic Boom (#12), Night Vision (#17), Sukiche (#18)

| | |
|--------------------------------|----------------|
| Horse/Jockey Name | MAJESTIC BOOM |
| Finish Rank | 1 |
| Fastest Section Time (Section) | 0:11.33 (L400) |
| Top Speed [km/h] (Section) | 67.8 (L1000) |
| Race State | Finished |



Eagle Farm QLD - Professional

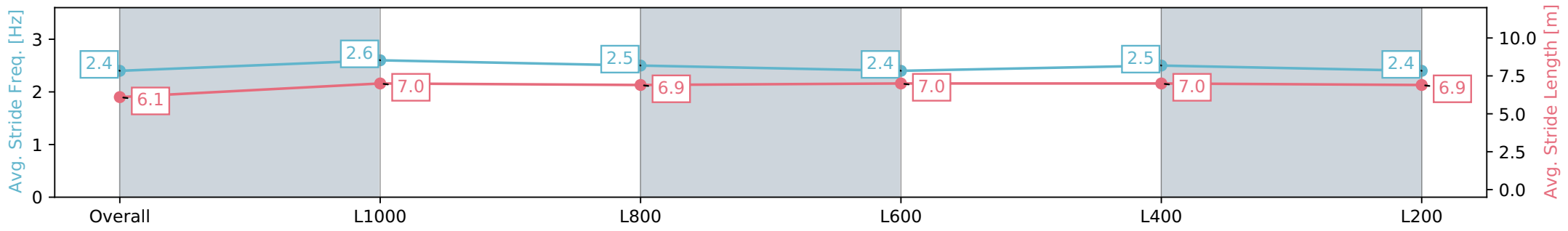
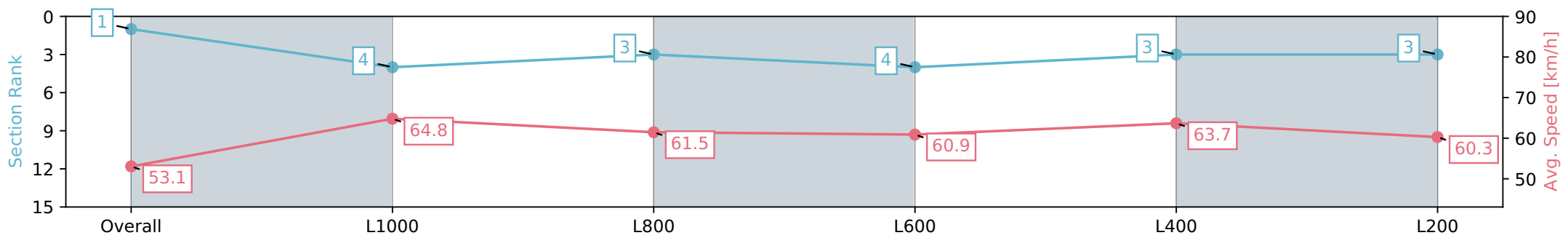
Race 2: RAW METAL CORP Class 1 Handicap - 1200m

16 March 2024 - 12:14PM

Track Rating: Good 4, Weather: Fine, Rail Position: +0.5m Entire



| Section | Overall | L1000 | L800 | L600 | L400 | L200 |
|------------------------|--------------------------|--------------------------|--------------------------|--------------------------|--------------------------|--------------------------|
| Section Times | 1:11.83 [1] (0:13.56) | 0:58.27 [4] (0:11.34) | 0:46.93 [3] (0:11.81) | 0:35.12 [4] (0:11.84) | 0:23.28 [3] (0:11.33) | 0:11.95 [3] (0:11.95) |
| Average Speed [km/h] | 53.1 | 64.8 | 61.5 | 60.9 | 63.7 | 60.3 |
| Top Speed [km/h] | 67.7 | 67.8 | 63.9 | 61.7 | 64.3 | 63.6 |
| Avg. Dist. to Rail [m] | 8.1 | 3.7 | 1.9 | 0.3 | 2.8 | 3.4 |
| Avg. Stride Freq. [Hz] | 2.4 | 2.6 | 2.5 | 2.4 | 2.5 | 2.4 |
| Avg. Stride Length [m] | 6.1 | 7.0 | 6.9 | 7.0 | 7.0 | 6.9 |



- [] Ranking at each section and finish
- :-:- No data available at this section
- NA No data available

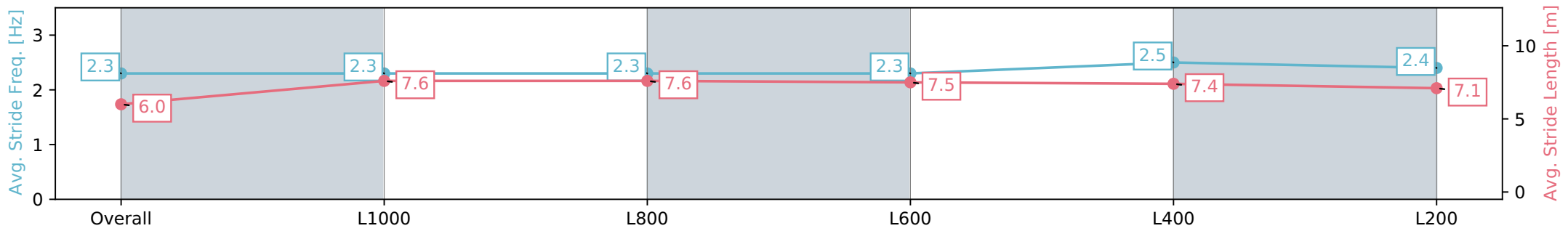
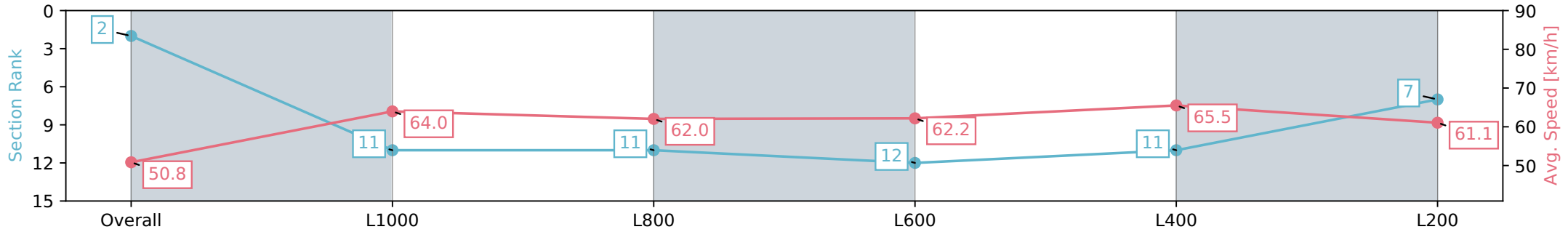
| | |
|--------------------------------|----------------|
| Horse/Jockey Name | DEFERENTIAL |
| Finish Rank | 2 |
| Fastest Section Time (Section) | 0:11.00 (L400) |
| Top Speed [km/h] (Section) | 66.1 (L400) |
| Race State | Finished |



Eagle Farm QLD - Professional
 Race 2: RAW METAL CORP Class 1 Handicap - 1200m
 16 March 2024 - 12:14PM
 Track Rating: Good 4, Weather: Fine, Rail Position: +0.5m Entire



| Section | Overall | L1000 | L800 | L600 | L400 | L200 |
|------------------------|--------------------------|---------------------------|---------------------------|---------------------------|---------------------------|--------------------------|
| Section Times | 1:11.94 [2] (0:14.20) | 0:57.74 [11] (0:11.38) | 0:46.36 [11] (0:11.79) | 0:34.57 [12] (0:11.79) | 0:22.78 [11] (0:11.00) | 0:11.78 [7] (0:11.78) |
| Average Speed [km/h] | 50.8 | 64.0 | 62.0 | 62.2 | 65.5 | 61.1 |
| Top Speed [km/h] | 64.0 | 64.4 | 63.5 | 65.7 | 66.1 | 64.8 |
| Avg. Dist. to Rail [m] | 1.9 | 2.6 | 3.0 | 3.5 | 9.6 | 8.2 |
| Avg. Stride Freq. [Hz] | 2.3 | 2.3 | 2.3 | 2.3 | 2.5 | 2.4 |
| Avg. Stride Length [m] | 6.0 | 7.6 | 7.6 | 7.5 | 7.4 | 7.1 |



- [] Ranking at each section and finish
- :-:- No data available at this section
- NA No data available

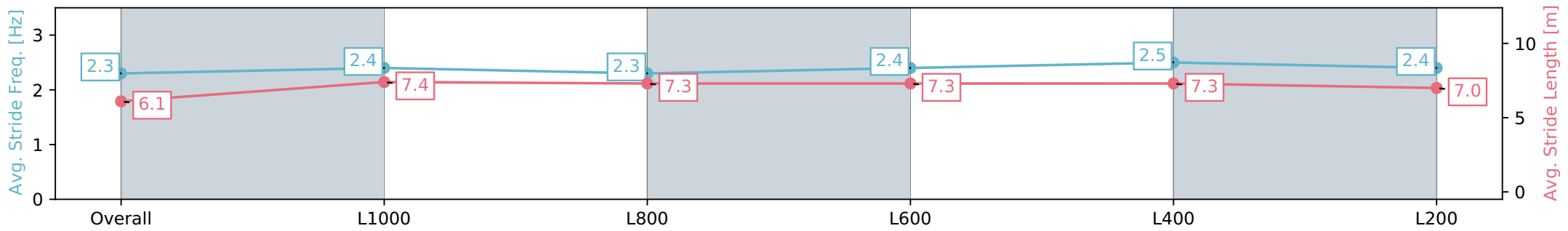
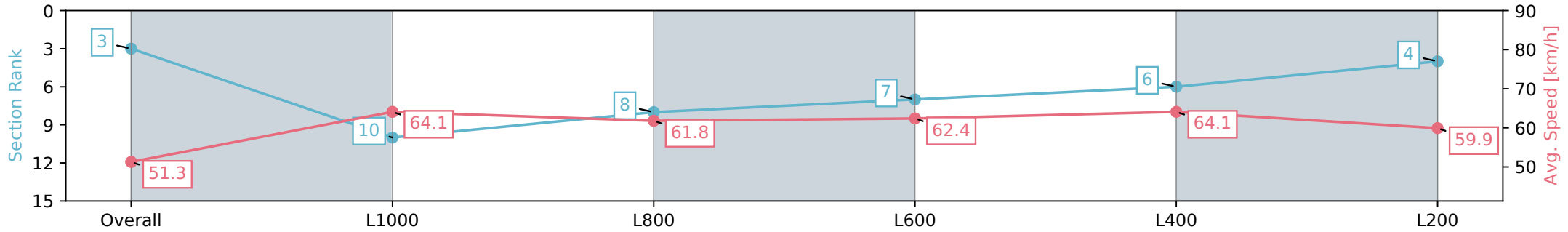
| | |
|--------------------------------|-----------------|
| Horse/Jockey Name | TOUCH OF GRACIE |
| Finish Rank | 3 |
| Fastest Section Time (Section) | 0:11.22 (L400) |
| Top Speed [km/h] (Section) | 66.5 (L1000) |
| Race State | Finished |



Eagle Farm QLD - Professional
 Race 2: RAW METAL CORP Class 1 Handicap - 1200m
 16 March 2024 - 12:14PM
 Track Rating: Good 4, Weather: Fine, Rail Position: +0.5m Entire



| Section | Overall | L1000 | L800 | L600 | L400 | L200 |
|------------------------|--------------------------|---------------------------|--------------------------|--------------------------|--------------------------|--------------------------|
| Section Times | 1:12.01 [3] (0:14.03) | 0:57.98 [10] (0:11.38) | 0:46.60 [8] (0:11.76) | 0:34.84 [7] (0:11.61) | 0:23.23 [6] (0:11.22) | 0:12.01 [4] (0:12.01) |
| Average Speed [km/h] | 51.3 | 64.1 | 61.8 | 62.4 | 64.1 | 59.9 |
| Top Speed [km/h] | 65.9 | 66.5 | 62.9 | 65.5 | 65.5 | 63.0 |
| Avg. Dist. to Rail [m] | 1.8 | 2.7 | 1.7 | 1.0 | 2.7 | 4.6 |
| Avg. Stride Freq. [Hz] | 2.3 | 2.4 | 2.3 | 2.4 | 2.5 | 2.4 |
| Avg. Stride Length [m] | 6.1 | 7.4 | 7.3 | 7.3 | 7.3 | 7.0 |



- [] Ranking at each section and finish
- :-:- No data available at this section
- NA No data available

| | |
|--------------------------------|----------------|
| Horse/Jockey Name | NEW LEVEL |
| Finish Rank | 4 |
| Fastest Section Time (Section) | 0:11.30 (L400) |
| Top Speed [km/h] (Section) | 65.8 (L1000) |
| Race State | Finished |



Eagle Farm QLD - Professional

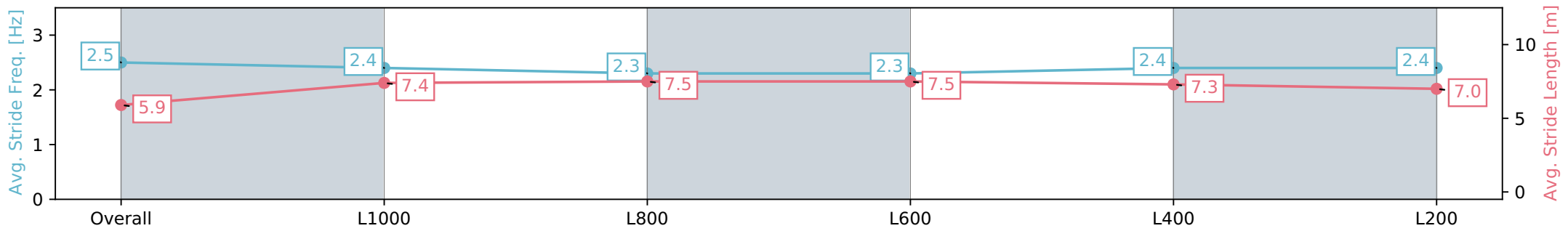
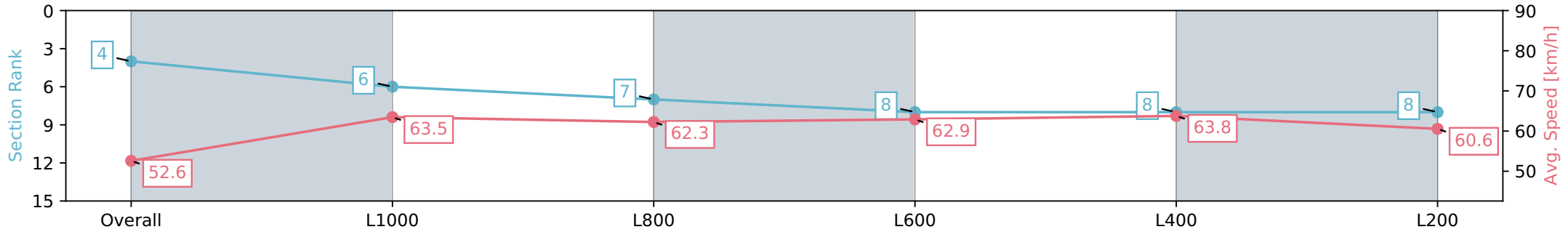
Race 2: RAW METAL CORP Class 1 Handicap - 1200m

16 March 2024 - 12:14PM

Track Rating: Good 4, Weather: Fine, Rail Position: +0.5m Entire



| Section | Overall | L1000 | L800 | L600 | L400 | L200 |
|------------------------|--------------------------|--------------------------|--------------------------|--------------------------|--------------------------|--------------------------|
| Section Times | 1:12.10 [4] (0:13.75) | 0:58.35 [6] (0:11.60) | 0:46.75 [7] (0:11.83) | 0:34.92 [8] (0:11.70) | 0:23.22 [8] (0:11.30) | 0:11.92 [8] (0:11.92) |
| Average Speed [km/h] | 52.6 | 63.5 | 62.3 | 62.9 | 63.8 | 60.6 |
| Top Speed [km/h] | 65.2 | 65.8 | 63.9 | 65.0 | 64.9 | 63.7 |
| Avg. Dist. to Rail [m] | 5.3 | 4.9 | 4.9 | 4.9 | 9.2 | 6.6 |
| Avg. Stride Freq. [Hz] | 2.5 | 2.4 | 2.3 | 2.3 | 2.4 | 2.4 |
| Avg. Stride Length [m] | 5.9 | 7.4 | 7.5 | 7.5 | 7.3 | 7.0 |



- [] Ranking at each section and finish
- :-:- No data available at this section
- NA No data available

| | |
|--------------------------------|-----------------|
| Horse/Jockey Name | LUMENS LENNY |
| Finish Rank | 5 |
| Fastest Section Time (Section) | 0:11.26 (L1000) |
| Top Speed [km/h] (Section) | 67.4 (Overall) |
| Race State | Finished |



Eagle Farm QLD - Professional

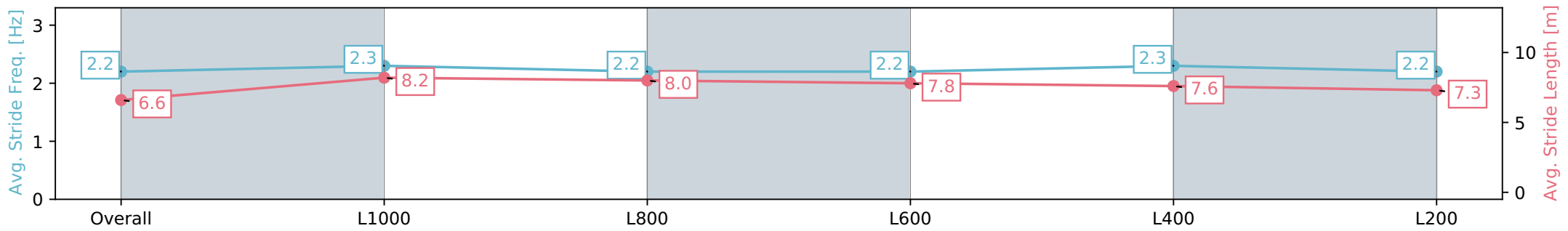
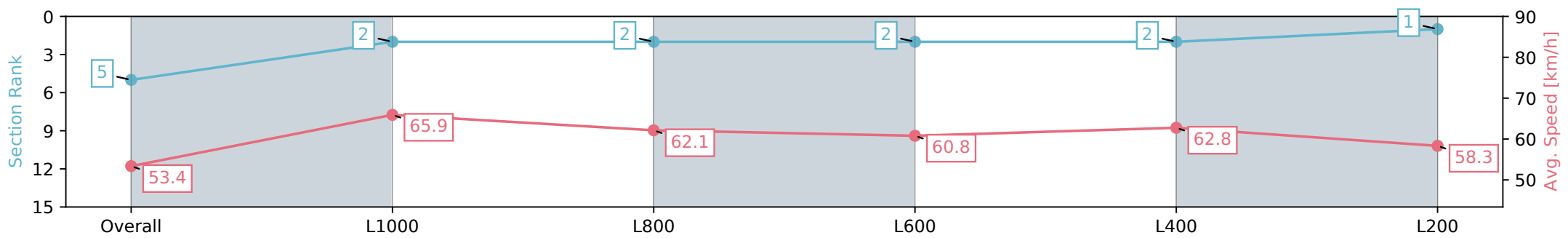
Race 2: RAW METAL CORP Class 1 Handicap - 1200m

16 March 2024 - 12:14PM

Track Rating: Good 4, Weather: Fine, Rail Position: +0.5m Entire



| Section | Overall | L1000 | L800 | L600 | L400 | L200 |
|------------------------|--------------------------|--------------------------|--------------------------|--------------------------|--------------------------|--------------------------|
| Section Times | 1:12.12 [5] (0:13.47) | 0:58.65 [2] (0:11.26) | 0:47.39 [2] (0:11.69) | 0:35.70 [2] (0:11.91) | 0:23.79 [2] (0:11.47) | 0:12.32 [1] (0:12.32) |
| Average Speed [km/h] | 53.4 | 65.9 | 62.1 | 60.8 | 62.8 | 58.3 |
| Top Speed [km/h] | 67.4 | 67.0 | 63.8 | 62.2 | 63.7 | 61.2 |
| Avg. Dist. to Rail [m] | 10.0 | 4.7 | 1.9 | 1.4 | 2.2 | 2.6 |
| Avg. Stride Freq. [Hz] | 2.2 | 2.3 | 2.2 | 2.2 | 2.3 | 2.2 |
| Avg. Stride Length [m] | 6.6 | 8.2 | 8.0 | 7.8 | 7.6 | 7.3 |



- [] Ranking at each section and finish
- :-:- No data available at this section
- NA No data available

| | |
|--------------------------------|----------------|
| Horse/Jockey Name | GRAND METEOR |
| Finish Rank | 6 |
| Fastest Section Time (Section) | 0:11.38 (L400) |
| Top Speed [km/h] (Section) | 65.6 (L1000) |
| Race State | Finished |



Eagle Farm QLD - Professional

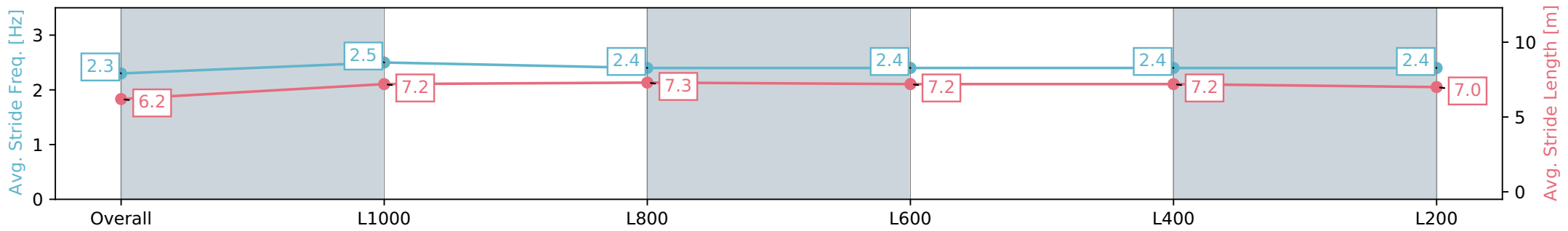
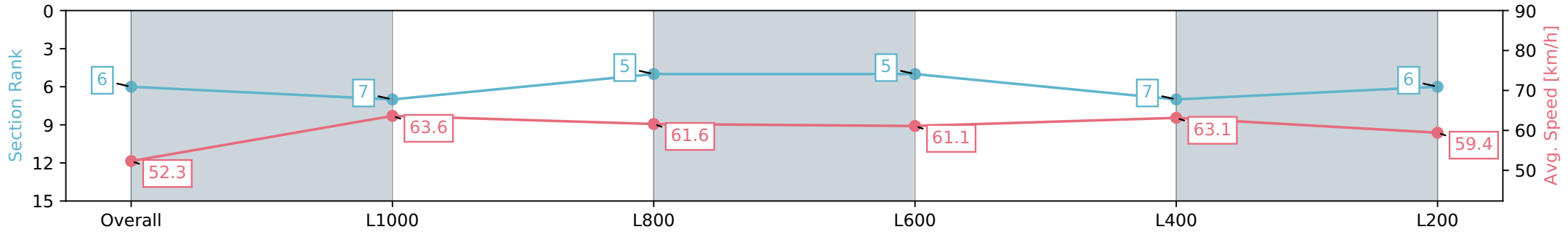
Race 2: RAW METAL CORP Class 1 Handicap - 1200m

16 March 2024 - 12:14PM

Track Rating: Good 4, Weather: Fine, Rail Position: +0.5m Entire



| Section | Overall | L1000 | L800 | L600 | L400 | L200 |
|------------------------|--------------------------|--------------------------|--------------------------|--------------------------|--------------------------|--------------------------|
| Section Times | 1:12.27 [6] (0:13.79) | 0:58.48 [7] (0:11.39) | 0:47.09 [5] (0:11.73) | 0:35.36 [5] (0:11.87) | 0:23.49 [7] (0:11.38) | 0:12.11 [6] (0:12.11) |
| Average Speed [km/h] | 52.3 | 63.6 | 61.6 | 61.1 | 63.1 | 59.4 |
| Top Speed [km/h] | 65.2 | 65.6 | 63.7 | 62.2 | 64.9 | 62.5 |
| Avg. Dist. to Rail [m] | 2.4 | 1.8 | 1.1 | 0.9 | 3.9 | 5.0 |
| Avg. Stride Freq. [Hz] | 2.3 | 2.5 | 2.4 | 2.4 | 2.4 | 2.4 |
| Avg. Stride Length [m] | 6.2 | 7.2 | 7.3 | 7.2 | 7.2 | 7.0 |



- [] Ranking at each section and finish
- :-:- No data available at this section
- NA No data available

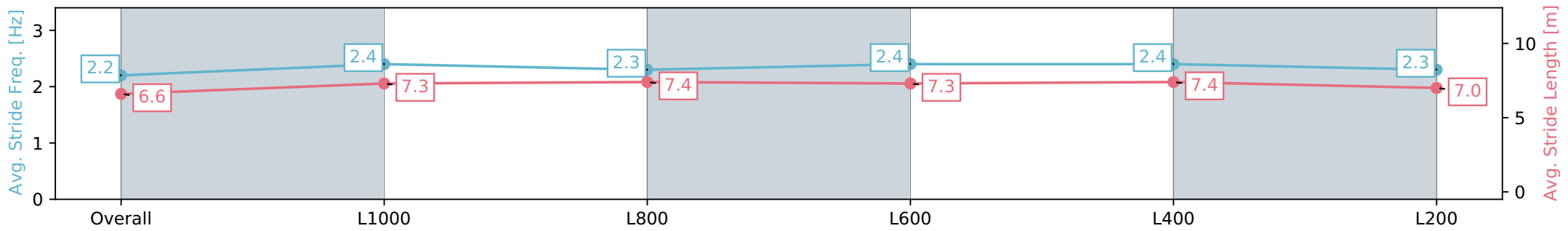
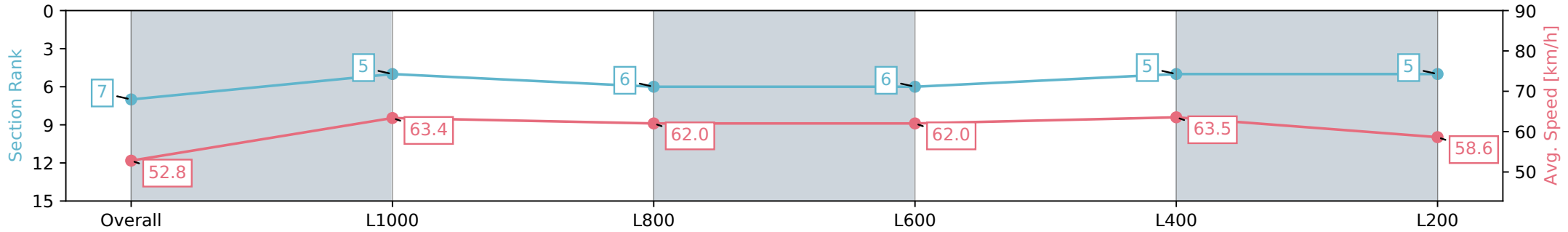
| | |
|--------------------------------|----------------|
| Horse/Jockey Name | MACHINE HEAD |
| Finish Rank | 7 |
| Fastest Section Time (Section) | 0:11.34 (L400) |
| Top Speed [km/h] (Section) | 65.8 (Overall) |
| Race State | Finished |



Eagle Farm QLD - Professional
 Race 2: RAW METAL CORP Class 1 Handicap - 1200m
 16 March 2024 - 12:14PM
 Track Rating: Good 4, Weather: Fine, Rail Position: +0.5m Entire



| Section | Overall | L1000 | L800 | L600 | L400 | L200 |
|------------------------|--------------------------|--------------------------|--------------------------|--------------------------|--------------------------|--------------------------|
| Section Times | 1:12.38 [7] (0:13.68) | 0:58.70 [5] (0:11.56) | 0:47.13 [6] (0:11.78) | 0:35.35 [6] (0:11.72) | 0:23.63 [5] (0:11.34) | 0:12.29 [5] (0:12.28) |
| Average Speed [km/h] | 52.8 | 63.4 | 62.0 | 62.0 | 63.5 | 58.6 |
| Top Speed [km/h] | 65.8 | 64.8 | 63.1 | 64.4 | 64.4 | 62.0 |
| Avg. Dist. to Rail [m] | 3.7 | 3.9 | 2.8 | 2.3 | 6.8 | 6.8 |
| Avg. Stride Freq. [Hz] | 2.2 | 2.4 | 2.3 | 2.4 | 2.4 | 2.3 |
| Avg. Stride Length [m] | 6.6 | 7.3 | 7.4 | 7.3 | 7.4 | 7.0 |



- [] Ranking at each section and finish
- :-:- No data available at this section
- NA No data available

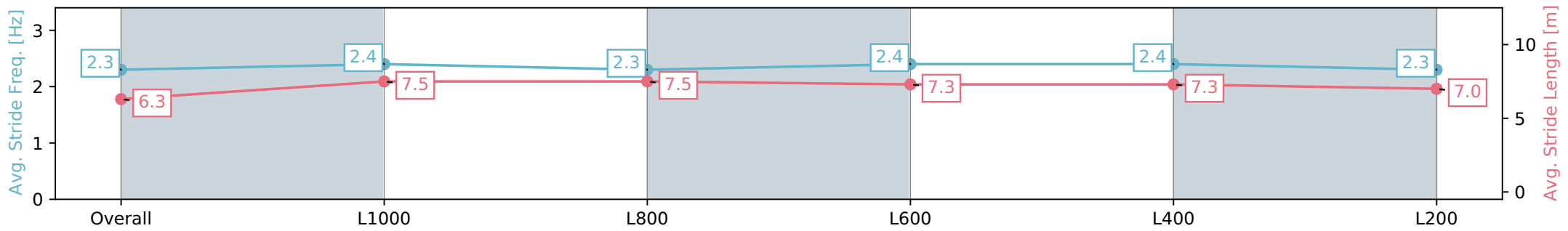
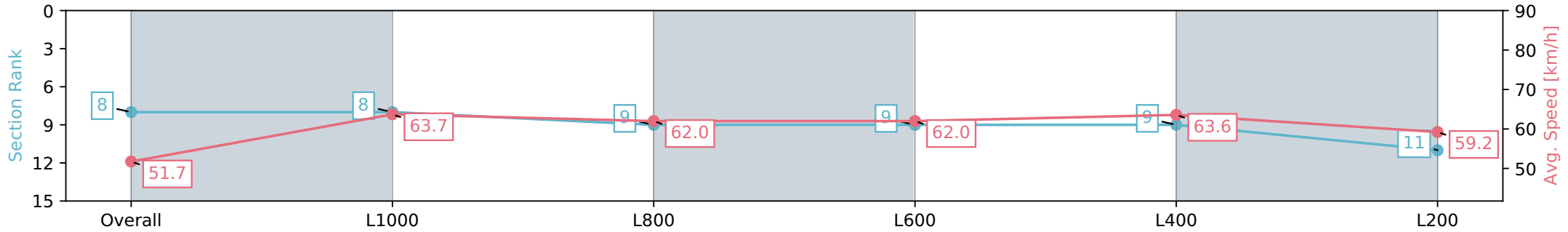
| | |
|--------------------------------|----------------|
| Horse/Jockey Name | TO WISH |
| Finish Rank | 8 |
| Fastest Section Time (Section) | 0:11.34 (L400) |
| Top Speed [km/h] (Section) | 65.4 (L1000) |
| Race State | Finished |



Eagle Farm QLD - Professional
 Race 2: RAW METAL CORP Class 1 Handicap - 1200m
 16 March 2024 - 12:14PM
 Track Rating: Good 4, Weather: Fine, Rail Position: +0.5m Entire



| Section | Overall | L1000 | L800 | L600 | L400 | L200 |
|------------------------|--------------------------|--------------------------|--------------------------|--------------------------|--------------------------|---------------------------|
| Section Times | 1:12.53 [8] (0:13.95) | 0:58.58 [8] (0:11.52) | 0:47.06 [9] (0:11.76) | 0:35.30 [9] (0:11.80) | 0:23.50 [9] (0:11.34) | 0:12.16 [11] (0:12.16) |
| Average Speed [km/h] | 51.7 | 63.7 | 62.0 | 62.0 | 63.6 | 59.2 |
| Top Speed [km/h] | 64.6 | 65.4 | 63.1 | 64.3 | 64.3 | 61.9 |
| Avg. Dist. to Rail [m] | 3.3 | 3.8 | 3.0 | 2.9 | 6.1 | 7.6 |
| Avg. Stride Freq. [Hz] | 2.3 | 2.4 | 2.3 | 2.4 | 2.4 | 2.3 |
| Avg. Stride Length [m] | 6.3 | 7.5 | 7.5 | 7.3 | 7.3 | 7.0 |



- [] Ranking at each section and finish
- :-:- No data available at this section
- NA No data available

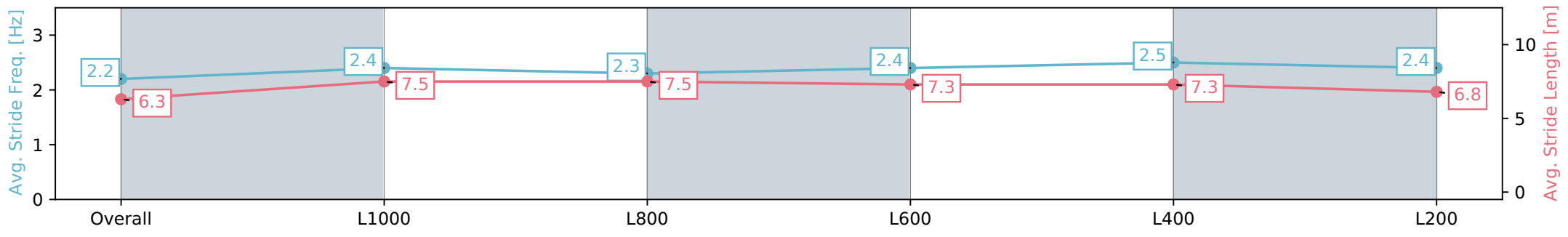
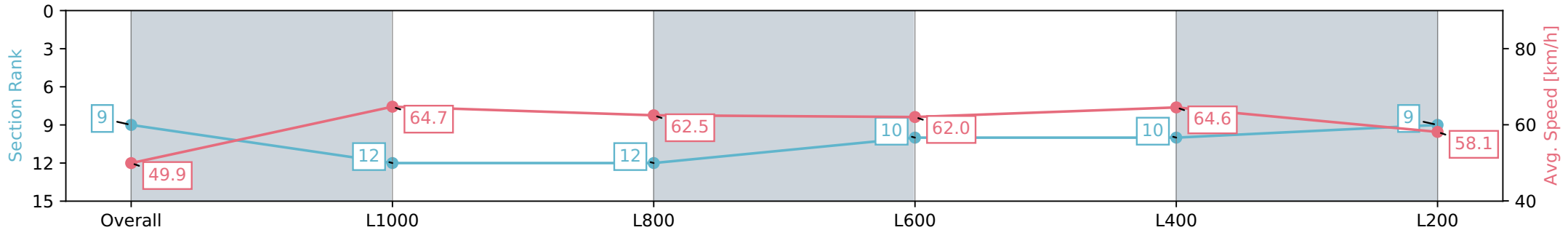
| | |
|--------------------------------|----------------|
| Horse/Jockey Name | L'I'L WONDER |
| Finish Rank | 9 |
| Fastest Section Time (Section) | 0:11.15 (L400) |
| Top Speed [km/h] (Section) | 66.3 (L1000) |
| Race State | Finished |



Eagle Farm QLD - Professional
 Race 2: RAW METAL CORP Class 1 Handicap - 1200m
 16 March 2024 - 12:14PM
 Track Rating: Good 4, Weather: Fine, Rail Position: +0.5m Entire



| Section | Overall | L1000 | L800 | L600 | L400 | L200 |
|------------------------|--------------------------|---------------------------|---------------------------|---------------------------|---------------------------|--------------------------|
| Section Times | 1:12.57 [9] (0:14.49) | 0:58.08 [12] (0:11.19) | 0:46.89 [12] (0:11.64) | 0:35.25 [10] (0:11.73) | 0:23.52 [10] (0:11.15) | 0:12.37 [9] (0:12.37) |
| Average Speed [km/h] | 49.9 | 64.7 | 62.5 | 62.0 | 64.6 | 58.1 |
| Top Speed [km/h] | 63.3 | 66.3 | 65.0 | 64.3 | 65.5 | 62.5 |
| Avg. Dist. to Rail [m] | 5.8 | 1.9 | 1.9 | 1.7 | 2.7 | 1.6 |
| Avg. Stride Freq. [Hz] | 2.2 | 2.4 | 2.3 | 2.4 | 2.5 | 2.4 |
| Avg. Stride Length [m] | 6.3 | 7.5 | 7.5 | 7.3 | 7.3 | 6.8 |



- [] Ranking at each section and finish
- :-:- No data available at this section
- NA No data available

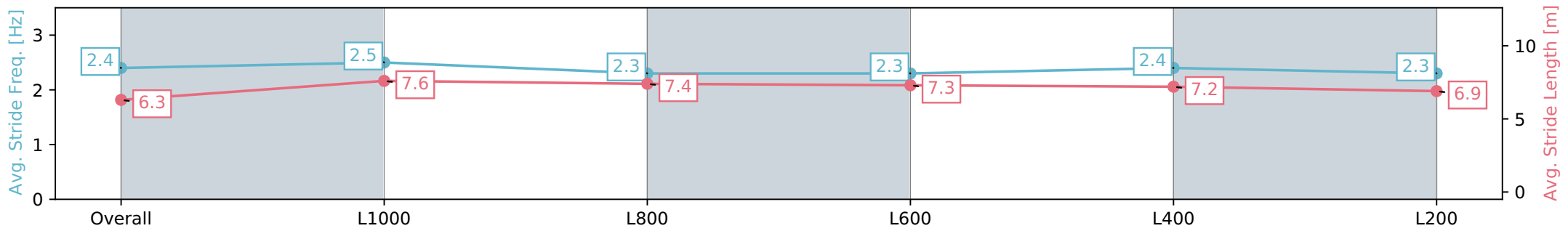
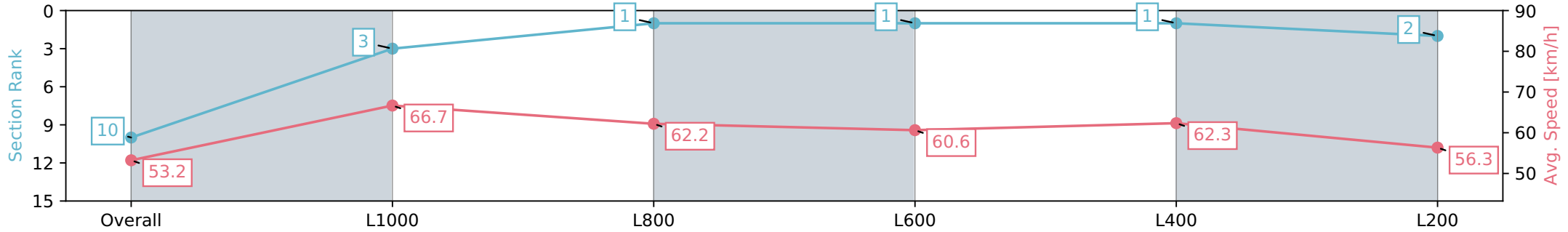
| | |
|--------------------------------|-----------------|
| Horse/Jockey Name | BONDED AFFAIR |
| Finish Rank | 10 |
| Fastest Section Time (Section) | 0:11.14 (L1000) |
| Top Speed [km/h] (Section) | 68.5 (L1000) |
| Race State | Finished |



Eagle Farm QLD - Professional
 Race 2: RAW METAL CORP Class 1 Handicap - 1200m
 16 March 2024 - 12:14PM
 Track Rating: Good 4, Weather: Fine, Rail Position: +0.5m Entire



| Section | Overall | L1000 | L800 | L600 | L400 | L200 |
|------------------------|---------------------------|--------------------------|--------------------------|--------------------------|--------------------------|--------------------------|
| Section Times | 1:12.59 [10] (0:13.55) | 0:59.04 [3] (0:11.14) | 0:47.90 [1] (0:11.66) | 0:36.24 [1] (0:11.92) | 0:24.32 [1] (0:11.57) | 0:12.74 [2] (0:12.74) |
| Average Speed [km/h] | 53.2 | 66.7 | 62.2 | 60.6 | 62.3 | 56.3 |
| Top Speed [km/h] | 68.4 | 68.5 | 64.2 | 62.7 | 63.4 | 60.4 |
| Avg. Dist. to Rail [m] | 8.4 | 5.3 | 1.9 | 1.0 | 2.0 | 2.2 |
| Avg. Stride Freq. [Hz] | 2.4 | 2.5 | 2.3 | 2.3 | 2.4 | 2.3 |
| Avg. Stride Length [m] | 6.3 | 7.6 | 7.4 | 7.3 | 7.2 | 6.9 |



- [] Ranking at each section and finish
- :-:- No data available at this section
- NA No data available

| | |
|--------------------------------|-----------------|
| Horse/Jockey Name | CICCONI |
| Finish Rank | 11 |
| Fastest Section Time (Section) | 0:11.49 (L1000) |
| Top Speed [km/h] (Section) | 67.1 (Overall) |
| Race State | Finished |



Eagle Farm QLD - Professional

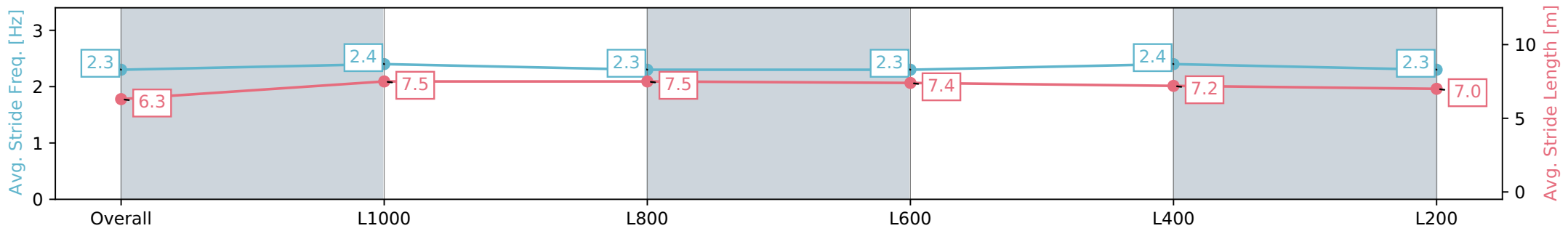
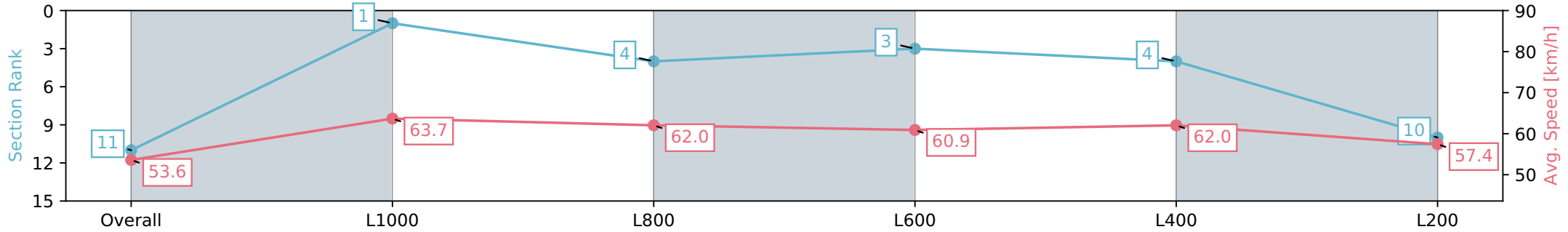
Race 2: RAW METAL CORP Class 1 Handicap - 1200m

16 March 2024 - 12:14PM

Track Rating: Good 4, Weather: Fine, Rail Position: +0.5m Entire



| Section | Overall | L1000 | L800 | L600 | L400 | L200 |
|------------------------|---------------------------|--------------------------|--------------------------|--------------------------|--------------------------|---------------------------|
| Section Times | 1:12.77 [11] (0:13.46) | 0:59.31 [1] (0:11.49) | 0:47.82 [4] (0:11.76) | 0:36.06 [3] (0:11.90) | 0:24.16 [4] (0:11.61) | 0:12.55 [10] (0:12.55) |
| Average Speed [km/h] | 53.6 | 63.7 | 62.0 | 60.9 | 62.0 | 57.4 |
| Top Speed [km/h] | 67.1 | 65.8 | 63.9 | 62.7 | 63.6 | 61.0 |
| Avg. Dist. to Rail [m] | 5.7 | 2.7 | 2.8 | 2.5 | 5.1 | 4.9 |
| Avg. Stride Freq. [Hz] | 2.3 | 2.4 | 2.3 | 2.3 | 2.4 | 2.3 |
| Avg. Stride Length [m] | 6.3 | 7.5 | 7.5 | 7.4 | 7.2 | 7.0 |



- [] Ranking at each section and finish
- :-:- No data available at this section
- NA No data available

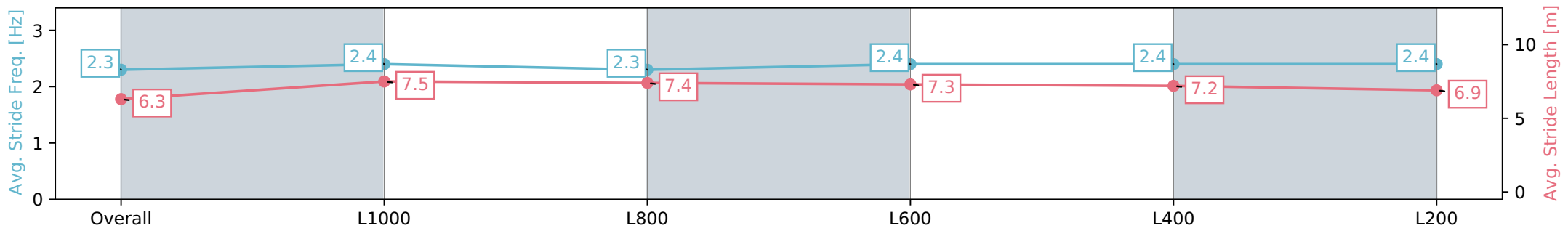
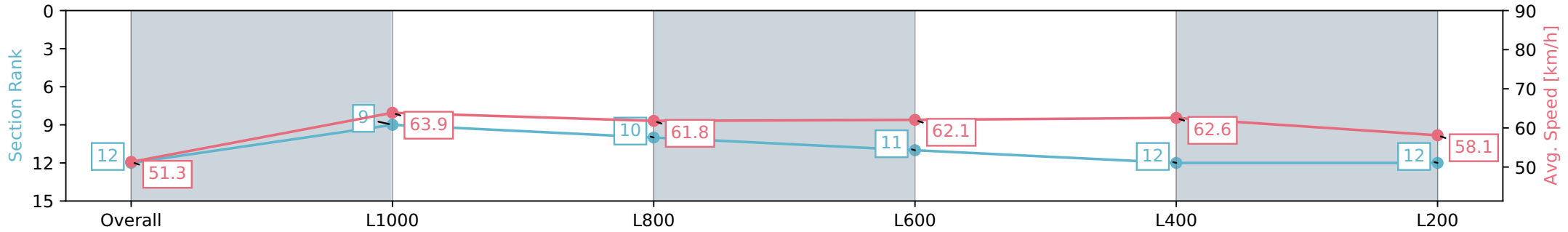
| | |
|--------------------------------|-------------------|
| Horse/Jockey Name | FINAL ILLUSIONIST |
| Finish Rank | 12 |
| Fastest Section Time (Section) | 0:11.48 (L400) |
| Top Speed [km/h] (Section) | 65.4 (L1000) |
| Race State | Finished |



Eagle Farm QLD - Professional
 Race 2: RAW METAL CORP Class 1 Handicap - 1200m
 16 March 2024 - 12:14PM
 Track Rating: Good 4, Weather: Fine, Rail Position: +0.5m Entire



| Section | Overall | L1000 | L800 | L600 | L400 | L200 |
|------------------------|---------------------------|--------------------------|---------------------------|---------------------------|---------------------------|---------------------------|
| Section Times | 1:13.08 [12] (0:14.01) | 0:59.07 [9] (0:11.54) | 0:47.53 [10] (0:11.80) | 0:35.73 [11] (0:11.85) | 0:23.88 [12] (0:11.48) | 0:12.40 [12] (0:12.40) |
| Average Speed [km/h] | 51.3 | 63.9 | 61.8 | 62.1 | 62.6 | 58.1 |
| Top Speed [km/h] | 64.7 | 65.4 | 62.9 | 64.0 | 64.5 | 61.1 |
| Avg. Dist. to Rail [m] | 4.6 | 4.2 | 3.2 | 3.4 | 8.2 | 6.1 |
| Avg. Stride Freq. [Hz] | 2.3 | 2.4 | 2.3 | 2.4 | 2.4 | 2.4 |
| Avg. Stride Length [m] | 6.3 | 7.5 | 7.4 | 7.3 | 7.2 | 6.9 |



- [] Ranking at each section and finish
- :-:- No data available at this section
- NA No data available



Eagle Farm QLD Professional
Race 3: SPORTING CHANCE CANCER FOUNDATION BENCHMARK 70
Handicap - 1400m
16 March 2024 - 12:48



BRISBANE
RACING CLUB

Track Rating: Good 4, Weather: Fine, Rail Position: +0.5m Entire

| Section | | | | | | | | | | | | Last 600m | |
|-------------|----------------------|---|----------------------|----------------------|----------------------|---------------------------|---------------------------|---------------------------|---------------------------|---------------------------|---------------------------|------------------------|----|
| Field Times | | | | | | | | | | | | 0:35.79 | |
| | Overall | 1200m | 1000m | 800m | 600m | 400m | | | | | | | |
| | 1:24.67 (0:13.88) | 1:10.79 (0:11.25) | 0:59.54 (0:11.67) | 0:47.87 (0:12.08) | 0:35.79 (0:11.99) | 0:23.80 (0:11.81) | | | | | | | |
| Rank | TAB | Horse/Jockey | Barrier | Top Speed [km/h] | Fastest Section | | | | | | | Distance Travelled [m] | |
| 1 | 5 | NAVAL TRADER Justin Huxtable | 5 | 65.6 400m | 0:11.17 400m | 1:24.67 [1] (0:14.75) | 1:09.92 [5] (0:11.54) | 0:58.38 [5] (0:11.89) | 0:46.49 [5] (0:11.71) | 0:34.78 [6] (0:11.78) | 0:23.00 [7] (0:11.17) | 0:34.78 | |
| 2 | 7 | IVERSON Michael Rodd | 7 | 64.6 600m | 0:11.29 400m | 1:24.79 [2] (0:14.99) | 1:09.80 [6] (0:11.54) | 0:58.26 [6] (0:11.83) | 0:46.43 [7] (0:11.60) | 0:34.83 [7] (0:11.66) | 0:23.17 [5] (0:11.29) | 0:34.83 | -1 |
| 3 | 1 | MAYFAIR SPIRIT Andrew Mallyon | 1 | 64.9 400m | 0:11.27 400m | 1:25.11 [3] (0:15.17) | 1:09.94 [8] (0:11.55) | 0:58.39 [8] (0:11.88) | 0:46.51 [8] (0:11.54) | 0:34.97 [8] (0:11.63) | 0:23.34 [8] (0:11.27) | 0:34.97 | -1 |
| 4 | 3 | TIP OF THE SPEAR James Orman | 3 | 64.1 400m | 0:11.47 400m | 1:25.41 [4] (0:14.53) | 1:10.88 [4] (0:11.48) | 0:59.40 [3] (0:11.77) | 0:47.63 [3] (0:11.72) | 0:35.91 [3] (0:11.92) | 0:23.99 [4] (0:11.47) | 0:35.91 | -3 |
| 5 | 6 | TARPS Bailey Wheeler | 6 | 64.8 Overall | 0:11.25 1200m | 1:25.64 [5] (0:13.88) | 1:11.76 [1] (0:11.25) | 1:00.51 [1] (0:11.67) | 0:48.84 [1] (0:12.08) | 0:36.76 [1] (0:11.99) | 0:24.77 [1] (0:11.81) | 0:36.76 | -5 |
| 6 | 9 | DAMO DAYZ Ryan Maloney | 9 | 63.4 800m | 0:11.53 1200m | 1:25.89 [6] (0:14.52) | 1:11.37 [3] (0:11.53) | 0:59.84 [4] (0:11.77) | 0:48.07 [4] (0:11.71) | 0:36.36 [4] (0:11.83) | 0:24.53 [3] (0:11.73) | 0:36.36 | -2 |
| 7 | 14 | MILIARENSE Samantha Collett | 14 | 63.4 1200m | 0:11.51 1200m | 1:26.17 [7] (0:14.18) | 1:11.99 [2] (0:11.51) | 1:00.48 [2] (0:11.73) | 0:48.75 [2] (0:11.82) | 0:36.93 [2] (0:11.87) | 0:25.06 [2] (0:11.95) | 0:36.93 | -3 |
| 8 | 13 | DECEMBER DIAMOND Sean Cormack | 13 | 64.1 800m | 0:11.44 800m | 1:26.23 [8] (0:15.41) | 1:10.82 [10] (0:11.63) | 0:59.19 [10] (0:11.80) | 0:47.39 [10] (0:11.44) | 0:35.95 [10] (0:11.81) | 0:24.14 [9] (0:11.64) | 0:35.95 | +0 |
| 9 | 10 | PERNELL Damien Thornton | 10 | 63.2 1200m | 0:11.48 1200m | 1:26.52 [9] (0:15.09) | 1:11.43 [7] (0:11.48) | 0:59.95 [7] (0:11.71) | 0:48.24 [6] (0:11.61) | 0:36.63 [5] (0:11.78) | 0:24.85 [6] (0:11.84) | 0:36.63 | -3 |
| 10 | 12 | BOLD CONTENDER Tahlia Fenlon | 12 | 63.1 400m | 0:11.61 1000m | 1:27.32 [10] (0:15.35) | 1:11.97 [9] (0:11.69) | 1:00.28 [9] (0:11.61) | 0:48.67 [9] (0:11.62) | 0:37.05 [9] (0:11.94) | 0:25.11 [10] (0:11.91) | 0:37.05 | -1 |

Scratched: Baristasista (#11), Rations (#2), Russian Warrior (#8), Fearless Thinking (#16), Thunder Mania (#15), Bowrider (#4)

[] Ranking at each section and finish
 -:-:- No data available at this section
 NA No data available
 SCN Saddle cloth number
 DNF Did not finish
 DNT Did not track



Eagle Farm QLD Professional
Race 3: SPORTING CHANCE CANCER FOUNDATION BENCHMARK 70
Handicap - 1400m
16 March 2024 - 12:48



Track Rating: Good 4, Weather: Fine, Rail Position: +0.5m Entire

| Section | | | | | | | 200m | | | Last 600m |
|-------------|-----|---|---------|------------------|------------------|---------------------------|-----------|--|------------------------|-----------|
| Field Times | | | | | | | 0:11.99 | | | 0:35.79 |
| | | | | | | | (0:11.99) | | | |
| Rank | TAB | Horse/Jockey | Barrier | Top Speed [km/h] | Fastest Section | Margin | | | Distance Travelled [m] | |
| 1 | 5 | NAVAL TRADER Justin Huxtable | 5 | 65.6 400m | 0:11.17 400m | 0:11.83 [2] (0:11.83) | 1:24.67 | | 0:34.78 | |
| 2 | 7 | IVERSON Michael Rodd | 7 | 64.6 600m | 0:11.29 400m | 0:11.88 [4] (0:11.88) | 0.7L | | 0:34.83 -1 | |
| 3 | 1 | MAYFAIR SPIRIT Andrew Mallyon | 1 | 64.9 400m | 0:11.27 400m | 0:12.07 [5] (0:12.07) | 2.59L | | 0:34.97 -1 | |
| 4 | 3 | TIP OF THE SPEAR James Orman | 3 | 64.1 400m | 0:11.47 400m | 0:12.52 [3] (0:12.52) | 4.36L | | 0:35.91 -3 | |
| 5 | 6 | TARPS Bailey Wheeler | 6 | 64.8 Overall | 0:11.25 1200m | 0:12.96 [1] (0:12.96) | 5.69L | | 0:36.76 -5 | |
| 6 | 9 | DAMO DAYZ Ryan Maloney | 9 | 63.4 800m | 0:11.53 1200m | 0:12.80 [7] (0:12.80) | 7.17L | | 0:36.36 -2 | |
| 7 | 14 | MILIARENSE Samantha Collett | 14 | 63.4 1200m | 0:11.51 1200m | 0:13.11 [6] (0:13.11) | 8.85L | | 0:36.93 -3 | |
| 8 | 13 | DECEMBER DIAMOND Sean Cormack | 13 | 64.1 800m | 0:11.44 800m | 0:12.50 [9] (0:12.50) | 9.17L | | 0:35.95 +0 | |
| 9 | 10 | PERNELL Damien Thornton | 10 | 63.2 1200m | 0:11.48 1200m | 0:13.01 [8] (0:13.01) | 10.86L | | 0:36.63 -3 | |
| 10 | 12 | BOLD CONTENDER Tahlia Fenlon | 12 | 63.1 400m | 0:11.61 1000m | 0:13.20 [10] (0:13.20) | 15.57L | | 0:37.05 -1 | |

Scratched: Baristasista (#11), Rations (#2), Russian Warrior (#8), Fearless Thinking (#16), Thunder Mania (#15), Bowrider (#4)

Report Created: Sat 16 March 2024 13:02 GMT+10 (Note: Timing is based on position data)

Page 2/12

[] Ranking at each section and finish
 -:-:- No data available at this section
 NA No data available

SCN Saddle cloth number
 DNF Did not finish
 DNT Did not track

data processed by TRIPLESDATA



| | |
|--------------------------------|----------------|
| Horse/Jockey Name | Naval Trader |
| Final Rank | 1 |
| Fastest Section Time (Section) | 0:11.17 (400m) |
| Top Speed [km/h] (Section) | 65.6 (400m) |
| Race State | Finished |



Eagle Farm QLD Professional
 Race 3: SPORTING CHANCE CANCER FOUNDATION
 BENCHMARK 70 Handicap - 1400m

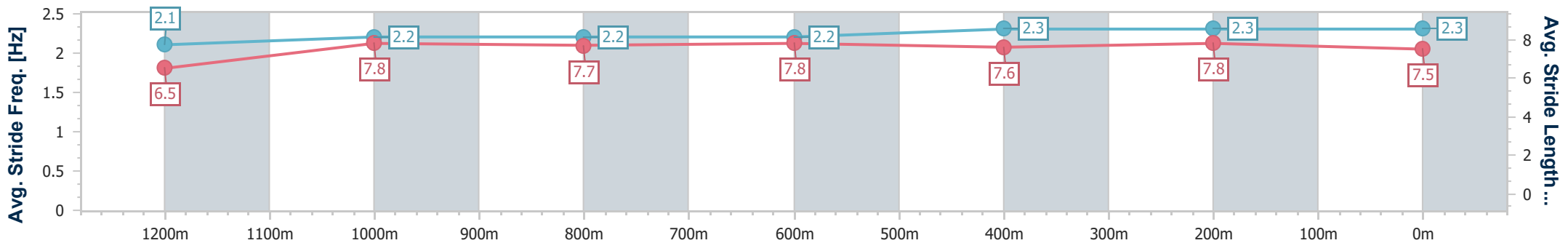
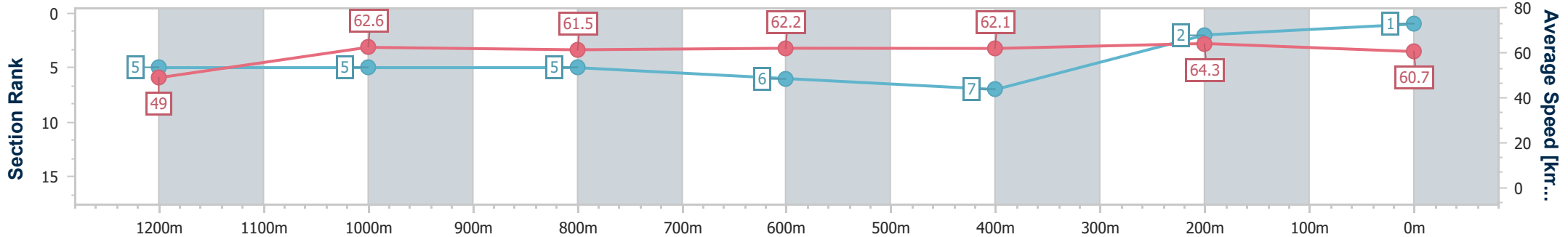
16 March 2024 - 12:48

Track Rating: Good 4, Weather: Fine, Rail Position: +0.5m Entire



BRISBANE
RACING CLUB

| Section | Overall | 1200m | 1000m | 800m | 600m | 400m | 200m |
|------------------------|--------------------------|--------------------------|--------------------------|--------------------------|--------------------------|--------------------------|--------------------------|
| Section Times | 1:24.67 [1] (0:14.75) | 1:09.92 [5] (0:11.54) | 0:58.38 [5] (0:11.89) | 0:46.49 [5] (0:11.71) | 0:34.78 [6] (0:11.78) | 0:23.00 [7] (0:11.17) | 0:11.83 [2] (0:11.83) |
| Average Speed [km/h] | 49.0 | 62.6 | 61.5 | 62.2 | 62.1 | 64.3 | 60.7 |
| Top Speed [km/h] | 62.6 | 63.7 | 63.2 | 63.3 | 64.3 | 65.6 | 63.3 |
| Avg. Dist. to Rail [m] | 5.2 | 3.5 | 2.9 | 2.8 | 2.9 | 5.1 | 5.4 |
| Avg. Stride Freq. [Hz] | 2.1 | 2.2 | 2.2 | 2.2 | 2.3 | 2.3 | 2.3 |
| Avg. Stride Length [m] | 6.5 | 7.8 | 7.7 | 7.8 | 7.6 | 7.8 | 7.5 |



- [] Ranking at each section and finish
- .-.- No data available at this section
- NA No data available



| | |
|--------------------------------|----------------|
| Horse/Jockey Name | Iverson |
| Final Rank | 2 |
| Fastest Section Time (Section) | 0:11.29 (400m) |
| Top Speed [km/h] (Section) | 64.6 (600m) |
| Race State | Finished |



Eagle Farm QLD Professional
Race 3: SPORTING CHANCE CANCER FOUNDATION
BENCHMARK 70 Handicap - 1400m

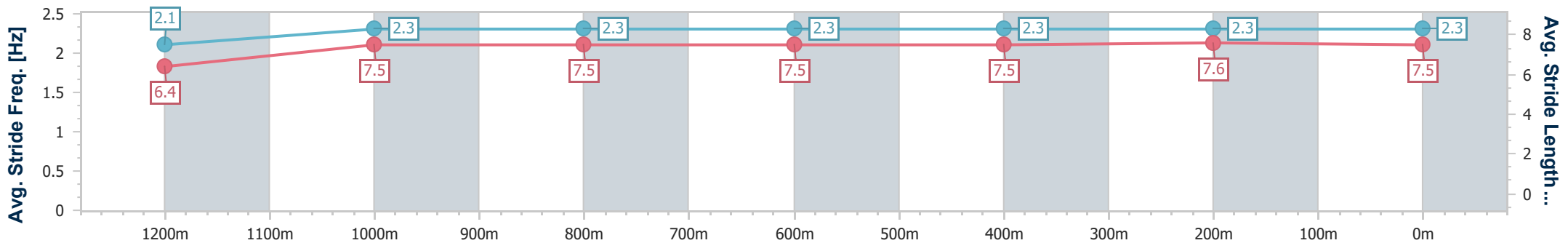
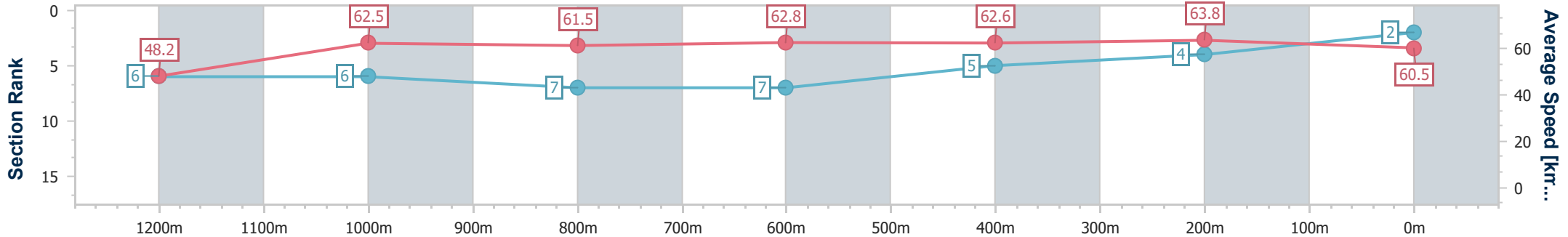
16 March 2024 - 12:48

Track Rating: Good 4, Weather: Fine, Rail Position: +0.5m Entire



BRISBANE
RACING CLUB

| Section | Overall | 1200m | 1000m | 800m | 600m | 400m | 200m |
|------------------------|--------------------------|--------------------------|--------------------------|--------------------------|--------------------------|--------------------------|--------------------------|
| Section Times | 1:24.79 [2] (0:14.99) | 1:09.80 [6] (0:11.54) | 0:58.26 [6] (0:11.83) | 0:46.43 [7] (0:11.60) | 0:34.83 [7] (0:11.66) | 0:23.17 [5] (0:11.29) | 0:11.88 [4] (0:11.88) |
| Average Speed [km/h] | 48.2 | 62.5 | 61.5 | 62.8 | 62.6 | 63.8 | 60.5 |
| Top Speed [km/h] | 61.9 | 62.9 | 63.8 | 63.7 | 64.6 | 64.6 | 62.8 |
| Avg. Dist. to Rail [m] | 6.1 | 2.8 | 2.4 | 2.1 | 3.1 | 8.6 | 7.5 |
| Avg. Stride Freq. [Hz] | 2.1 | 2.3 | 2.3 | 2.3 | 2.3 | 2.3 | 2.3 |
| Avg. Stride Length [m] | 6.4 | 7.5 | 7.5 | 7.5 | 7.5 | 7.6 | 7.5 |



- [] Ranking at each section and finish
- .-.- No data available at this section
- NA No data available



| | |
|--------------------------------|----------------|
| Horse/Jockey Name | Mayfair Spirit |
| Final Rank | 3 |
| Fastest Section Time (Section) | 0:11.27 (400m) |
| Top Speed [km/h] (Section) | 64.9 (400m) |
| Race State | Finished |



Eagle Farm QLD Professional
 Race 3: SPORTING CHANCE CANCER FOUNDATION
 BENCHMARK 70 Handicap - 1400m

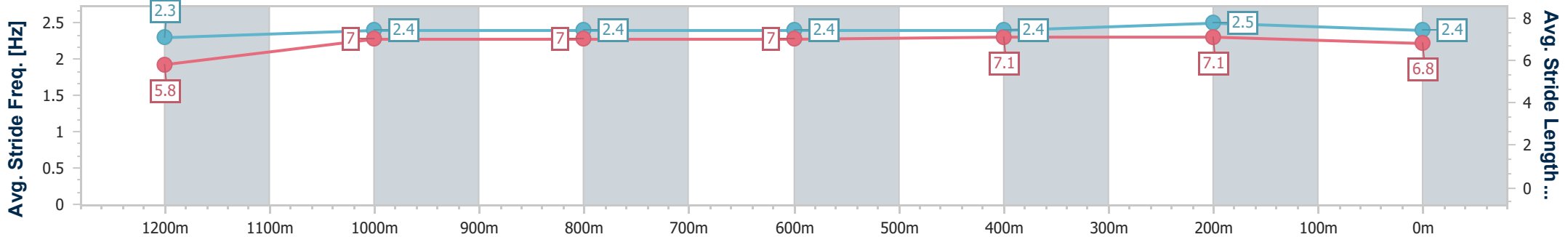
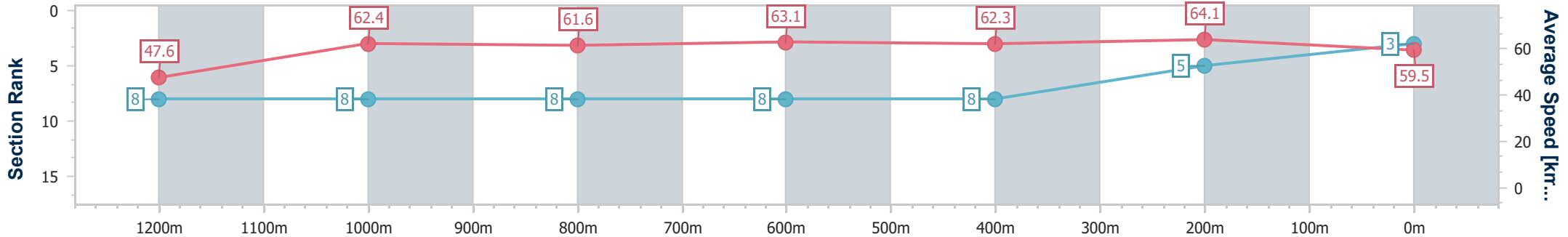
16 March 2024 - 12:48

Track Rating: Good 4, Weather: Fine, Rail Position: +0.5m Entire



BRISBANE
RACING CLUB

| Section | Overall | 1200m | 1000m | 800m | 600m | 400m | 200m |
|------------------------|--------------------------|--------------------------|--------------------------|--------------------------|--------------------------|--------------------------|--------------------------|
| Section Times | 1:25.11 [3] (0:15.17) | 1:09.94 [8] (0:11.55) | 0:58.39 [8] (0:11.88) | 0:46.51 [8] (0:11.54) | 0:34.97 [8] (0:11.63) | 0:23.34 [8] (0:11.27) | 0:12.07 [5] (0:12.07) |
| Average Speed [km/h] | 47.6 | 62.4 | 61.6 | 63.1 | 62.3 | 64.1 | 59.5 |
| Top Speed [km/h] | 60.7 | 62.9 | 63.0 | 63.9 | 64.6 | 64.9 | 62.6 |
| Avg. Dist. to Rail [m] | 9.0 | 3.8 | 3.0 | 2.0 | 1.9 | 7.2 | 7.3 |
| Avg. Stride Freq. [Hz] | 2.3 | 2.4 | 2.4 | 2.4 | 2.4 | 2.5 | 2.4 |
| Avg. Stride Length [m] | 5.8 | 7.0 | 7.0 | 7.0 | 7.1 | 7.1 | 6.8 |



- [] Ranking at each section and finish
- .-.- No data available at this section
- NA No data available



| | |
|--------------------------------|------------------|
| Horse/Jockey Name | Tip Of The Spear |
| Final Rank | 4 |
| Fastest Section Time (Section) | 0:11.47 (400m) |
| Top Speed [km/h] (Section) | 64.1 (400m) |
| Race State | Finished |



Eagle Farm QLD Professional
 Race 3: SPORTING CHANCE CANCER FOUNDATION
 BENCHMARK 70 Handicap - 1400m

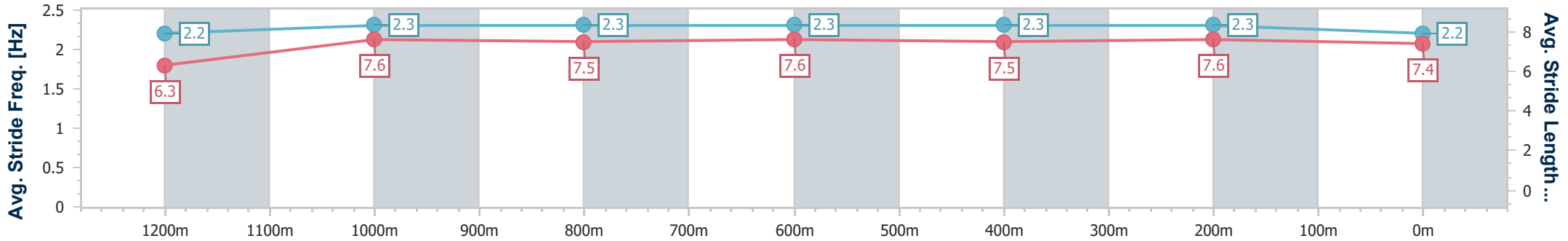
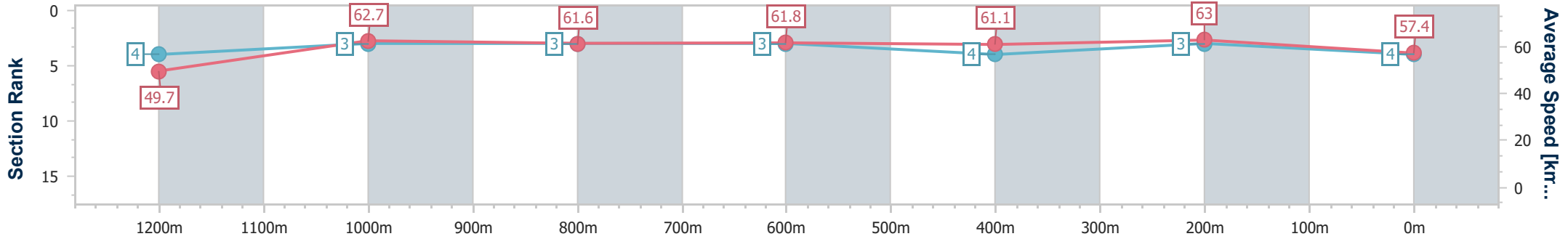
16 March 2024 - 12:48

Track Rating: Good 4, Weather: Fine, Rail Position: +0.5m Entire



BRISBANE
RACING CLUB

| Section | Overall | 1200m | 1000m | 800m | 600m | 400m | 200m |
|------------------------|--------------------------|--------------------------|--------------------------|--------------------------|--------------------------|--------------------------|--------------------------|
| Section Times | 1:25.41 [4] (0:14.53) | 1:10.88 [4] (0:11.48) | 0:59.40 [3] (0:11.77) | 0:47.63 [3] (0:11.72) | 0:35.91 [3] (0:11.92) | 0:23.99 [4] (0:11.47) | 0:12.52 [3] (0:12.52) |
| Average Speed [km/h] | 49.7 | 62.7 | 61.6 | 61.8 | 61.1 | 63.0 | 57.4 |
| Top Speed [km/h] | 62.6 | 63.6 | 62.4 | 62.6 | 62.3 | 64.1 | 59.6 |
| Avg. Dist. to Rail [m] | 4.9 | 1.6 | 0.9 | 1.3 | 3.0 | 6.5 | 5.5 |
| Avg. Stride Freq. [Hz] | 2.2 | 2.3 | 2.3 | 2.3 | 2.3 | 2.3 | 2.2 |
| Avg. Stride Length [m] | 6.3 | 7.6 | 7.5 | 7.6 | 7.5 | 7.6 | 7.4 |



- [] Ranking at each section and finish
- .-.- No data available at this section
- NA No data available



| | |
|--------------------------------|-----------------|
| Horse/Jockey Name | Tarps |
| Final Rank | 5 |
| Fastest Section Time (Section) | 0:11.25 (1200m) |
| Top Speed [km/h] (Section) | 64.8 (Overall) |
| Race State | Finished |



Eagle Farm QLD Professional
 Race 3: SPORTING CHANCE CANCER FOUNDATION
 BENCHMARK 70 Handicap - 1400m

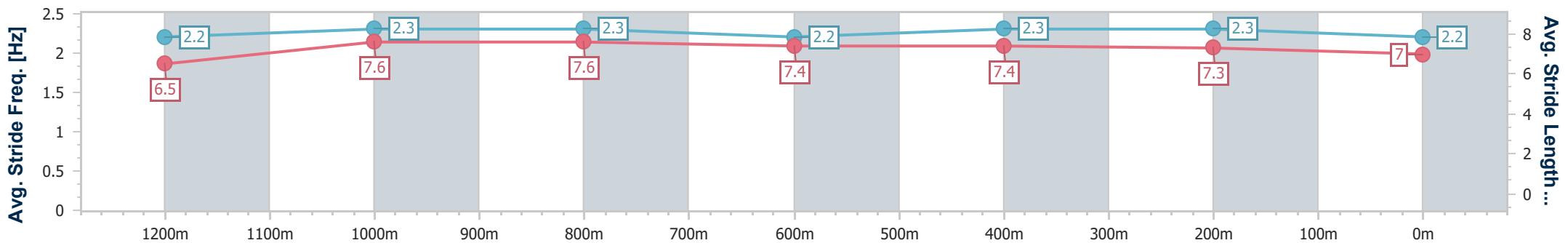
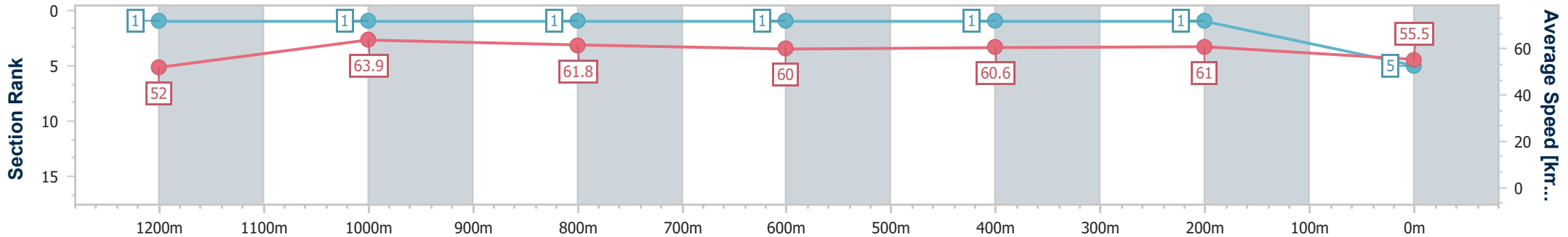
16 March 2024 - 12:48

Track Rating: Good 4, Weather: Fine, Rail Position: +0.5m Entire



BRISBANE
RACING CLUB

| Section | Overall | 1200m | 1000m | 800m | 600m | 400m | 200m |
|------------------------|--------------------------|--------------------------|--------------------------|--------------------------|--------------------------|--------------------------|--------------------------|
| Section Times | 1:25.64 [5] (0:13.88) | 1:11.76 [1] (0:11.25) | 1:00.51 [1] (0:11.67) | 0:48.84 [1] (0:12.08) | 0:36.76 [1] (0:11.99) | 0:24.77 [1] (0:11.81) | 0:12.96 [1] (0:12.96) |
| Average Speed [km/h] | 52.0 | 63.9 | 61.8 | 60.0 | 60.6 | 61.0 | 55.5 |
| Top Speed [km/h] | 64.8 | 64.6 | 62.1 | 61.1 | 61.9 | 62.3 | 59.2 |
| Avg. Dist. to Rail [m] | 2.0 | 1.5 | 0.5 | 1.3 | 1.6 | 2.6 | 1.9 |
| Avg. Stride Freq. [Hz] | 2.2 | 2.3 | 2.3 | 2.2 | 2.3 | 2.3 | 2.2 |
| Avg. Stride Length [m] | 6.5 | 7.6 | 7.6 | 7.4 | 7.4 | 7.3 | 7.0 |



- [] Ranking at each section and finish
- .-.- No data available at this section
- NA No data available



| | |
|--------------------------------|-----------------|
| Horse/Jockey Name | Damo Dayz |
| Final Rank | 6 |
| Fastest Section Time (Section) | 0:11.53 (1200m) |
| Top Speed [km/h] (Section) | 63.4 (800m) |
| Race State | Finished |



Eagle Farm QLD Professional
Race 3: SPORTING CHANCE CANCER FOUNDATION
BENCHMARK 70 Handicap - 1400m

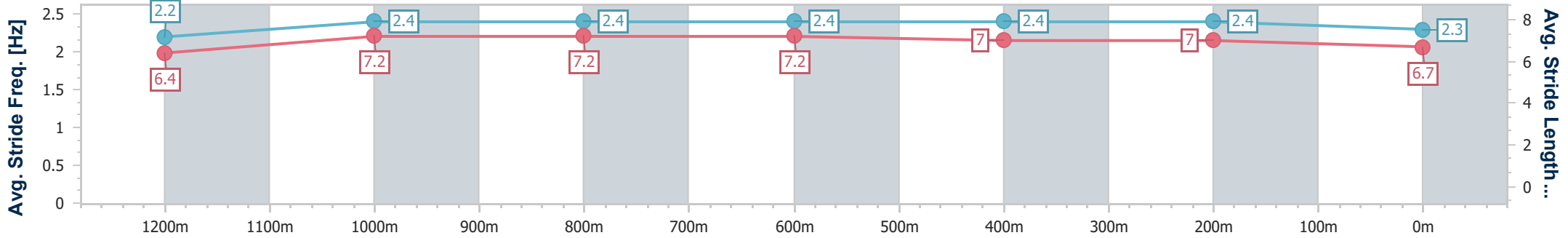
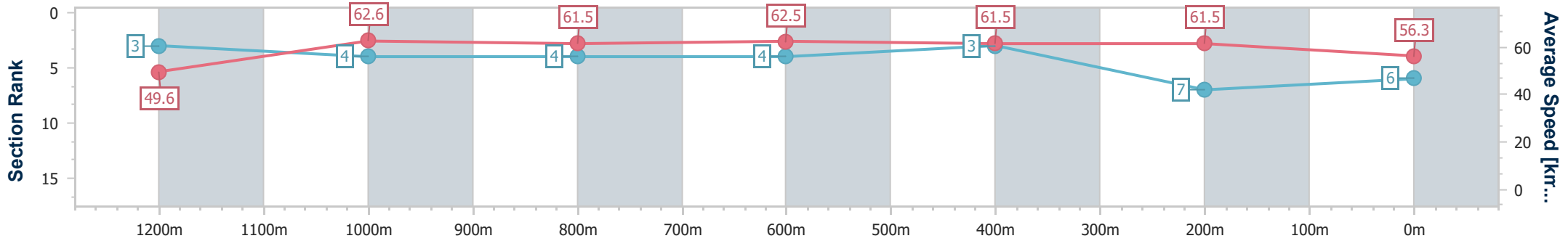
16 March 2024 - 12:48

Track Rating: Good 4, Weather: Fine, Rail Position: +0.5m Entire



BRISBANE
RACING CLUB

| Section | Overall | 1200m | 1000m | 800m | 600m | 400m | 200m |
|------------------------|--------------------------|--------------------------|--------------------------|--------------------------|--------------------------|--------------------------|--------------------------|
| Section Times | 1:25.89 [6] (0:14.52) | 1:11.37 [3] (0:11.53) | 0:59.84 [4] (0:11.77) | 0:48.07 [4] (0:11.71) | 0:36.36 [4] (0:11.83) | 0:24.53 [3] (0:11.73) | 0:12.80 [7] (0:12.80) |
| Average Speed [km/h] | 49.6 | 62.6 | 61.5 | 62.5 | 61.5 | 61.5 | 56.3 |
| Top Speed [km/h] | 61.3 | 63.0 | 63.1 | 63.4 | 63.0 | 62.7 | 59.3 |
| Avg. Dist. to Rail [m] | 3.3 | 1.4 | 1.6 | 2.8 | 2.9 | 5.6 | 5.0 |
| Avg. Stride Freq. [Hz] | 2.2 | 2.4 | 2.4 | 2.4 | 2.4 | 2.4 | 2.3 |
| Avg. Stride Length [m] | 6.4 | 7.2 | 7.2 | 7.2 | 7.0 | 7.0 | 6.7 |



- [] Ranking at each section and finish
- .-.- No data available at this section
- NA No data available



| | |
|--------------------------------|-----------------|
| Horse/Jockey Name | Miliarene |
| Final Rank | 7 |
| Fastest Section Time (Section) | 0:11.51 (1200m) |
| Top Speed [km/h] (Section) | 63.4 (1200m) |
| Race State | Finished |



Eagle Farm QLD Professional
 Race 3: SPORTING CHANCE CANCER FOUNDATION
 BENCHMARK 70 Handicap - 1400m

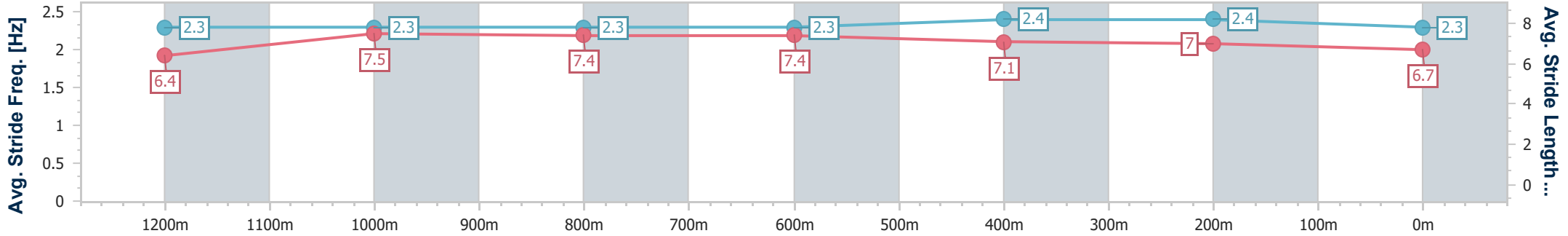
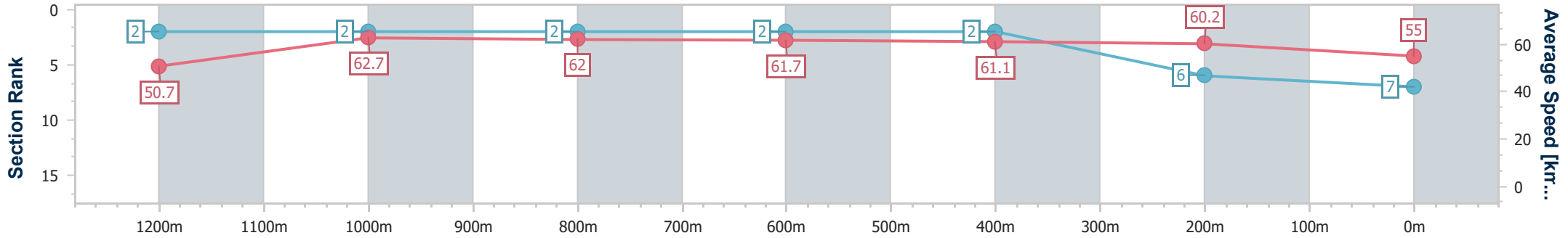
16 March 2024 - 12:48

Track Rating: Good 4, Weather: Fine, Rail Position: +0.5m Entire



BRISBANE
RACING CLUB

| Section | Overall | 1200m | 1000m | 800m | 600m | 400m | 200m |
|------------------------|--------------------------|--------------------------|--------------------------|--------------------------|--------------------------|--------------------------|--------------------------|
| Section Times | 1:26.17 [7] (0:14.18) | 1:11.99 [2] (0:11.51) | 1:00.48 [2] (0:11.73) | 0:48.75 [2] (0:11.82) | 0:36.93 [2] (0:11.87) | 0:25.06 [2] (0:11.95) | 0:13.11 [6] (0:13.11) |
| Average Speed [km/h] | 50.7 | 62.7 | 62.0 | 61.7 | 61.1 | 60.2 | 55.0 |
| Top Speed [km/h] | 62.9 | 63.4 | 62.4 | 62.6 | 62.1 | 62.1 | 57.7 |
| Avg. Dist. to Rail [m] | 3.0 | 1.9 | 1.8 | 2.5 | 1.7 | 3.2 | 2.3 |
| Avg. Stride Freq. [Hz] | 2.3 | 2.3 | 2.3 | 2.3 | 2.4 | 2.4 | 2.3 |
| Avg. Stride Length [m] | 6.4 | 7.5 | 7.4 | 7.4 | 7.1 | 7.0 | 6.7 |



- [] Ranking at each section and finish
- .-.- No data available at this section
- NA No data available



| | |
|--------------------------------|------------------|
| Horse/Jockey Name | December Diamond |
| Final Rank | 8 |
| Fastest Section Time (Section) | 0:11.44 (800m) |
| Top Speed [km/h] (Section) | 64.1 (800m) |
| Race State | Finished |



Eagle Farm QLD Professional
 Race 3: SPORTING CHANCE CANCER FOUNDATION
 BENCHMARK 70 Handicap - 1400m

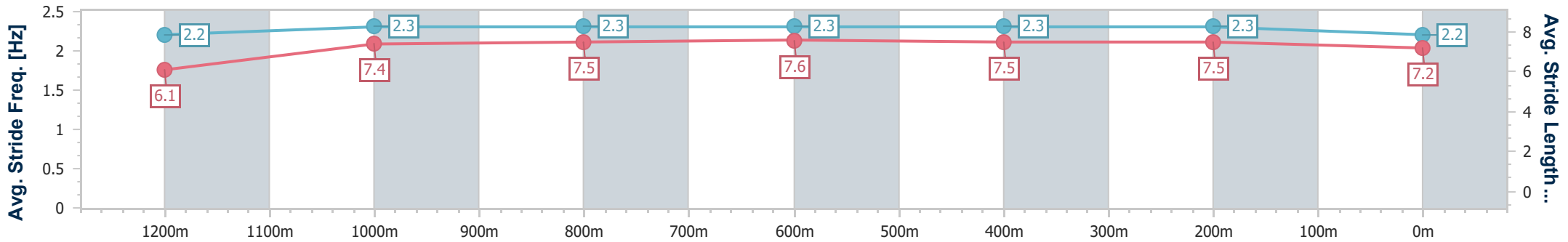
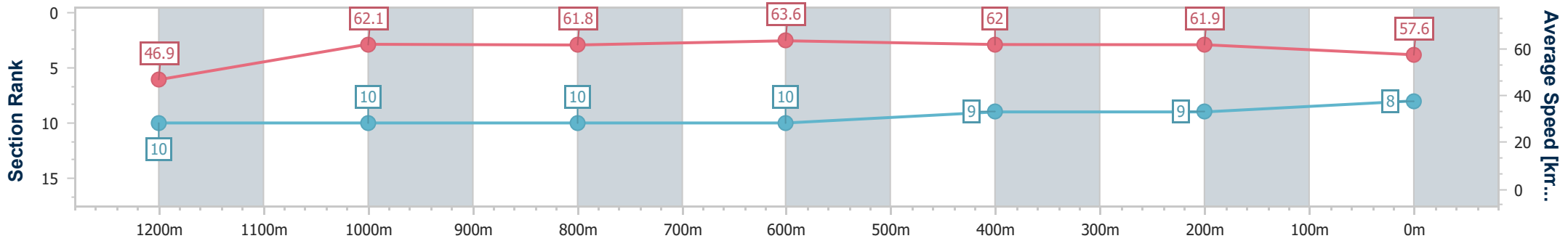
16 March 2024 - 12:48

Track Rating: Good 4, Weather: Fine, Rail Position: +0.5m Entire



BRISBANE
RACING CLUB

| Section | Overall | 1200m | 1000m | 800m | 600m | 400m | 200m |
|------------------------|--------------------------|---------------------------|---------------------------|---------------------------|---------------------------|--------------------------|--------------------------|
| Section Times | 1:26.23 [8] (0:15.41) | 1:10.82 [10] (0:11.63) | 0:59.19 [10] (0:11.80) | 0:47.39 [10] (0:11.44) | 0:35.95 [10] (0:11.81) | 0:24.14 [9] (0:11.64) | 0:12.50 [9] (0:12.50) |
| Average Speed [km/h] | 46.9 | 62.1 | 61.8 | 63.6 | 62.0 | 61.9 | 57.6 |
| Top Speed [km/h] | 59.7 | 63.2 | 63.2 | 64.1 | 63.4 | 62.9 | 60.4 |
| Avg. Dist. to Rail [m] | 6.9 | 3.0 | 2.7 | 2.4 | 3.4 | 8.0 | 7.5 |
| Avg. Stride Freq. [Hz] | 2.2 | 2.3 | 2.3 | 2.3 | 2.3 | 2.3 | 2.2 |
| Avg. Stride Length [m] | 6.1 | 7.4 | 7.5 | 7.6 | 7.5 | 7.5 | 7.2 |



- [] Ranking at each section and finish
- .-.- No data available at this section
- NA No data available



| | |
|--------------------------------|-----------------|
| Horse/Jockey Name | Pernell |
| Final Rank | 9 |
| Fastest Section Time (Section) | 0:11.48 (1200m) |
| Top Speed [km/h] (Section) | 63.2 (1200m) |
| Race State | Finished |



Eagle Farm QLD Professional
 Race 3: SPORTING CHANCE CANCER FOUNDATION
 BENCHMARK 70 Handicap - 1400m

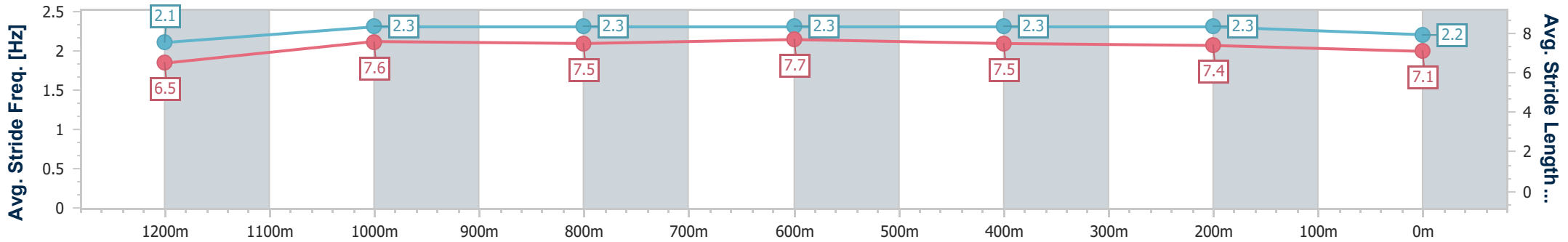
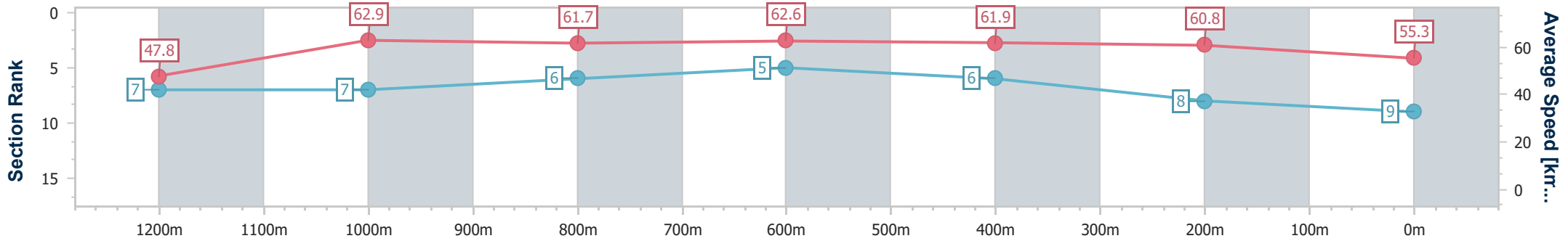
16 March 2024 - 12:48

Track Rating: Good 4, Weather: Fine, Rail Position: +0.5m Entire



BRISBANE
RACING CLUB

| Section | Overall | 1200m | 1000m | 800m | 600m | 400m | 200m |
|------------------------|--------------------------|--------------------------|--------------------------|--------------------------|--------------------------|--------------------------|--------------------------|
| Section Times | 1:26.52 [9] (0:15.09) | 1:11.43 [7] (0:11.48) | 0:59.95 [7] (0:11.71) | 0:48.24 [6] (0:11.61) | 0:36.63 [5] (0:11.78) | 0:24.85 [6] (0:11.84) | 0:13.01 [8] (0:13.01) |
| Average Speed [km/h] | 47.8 | 62.9 | 61.7 | 62.6 | 61.9 | 60.8 | 55.3 |
| Top Speed [km/h] | 61.4 | 63.2 | 62.7 | 63.0 | 62.6 | 62.2 | 58.0 |
| Avg. Dist. to Rail [m] | 3.4 | 1.6 | 1.2 | 2.0 | 2.1 | 4.4 | 5.5 |
| Avg. Stride Freq. [Hz] | 2.1 | 2.3 | 2.3 | 2.3 | 2.3 | 2.3 | 2.2 |
| Avg. Stride Length [m] | 6.5 | 7.6 | 7.5 | 7.7 | 7.5 | 7.4 | 7.1 |



- [] Ranking at each section and finish
- .-.- No data available at this section
- NA No data available



| | |
|--------------------------------|-----------------|
| Horse/Jockey Name | Bold Contender |
| Final Rank | 10 |
| Fastest Section Time (Section) | 0:11.61 (1000m) |
| Top Speed [km/h] (Section) | 63.1 (400m) |
| Race State | Finished |



Eagle Farm QLD Professional
 Race 3: SPORTING CHANCE CANCER FOUNDATION
 BENCHMARK 70 Handicap - 1400m

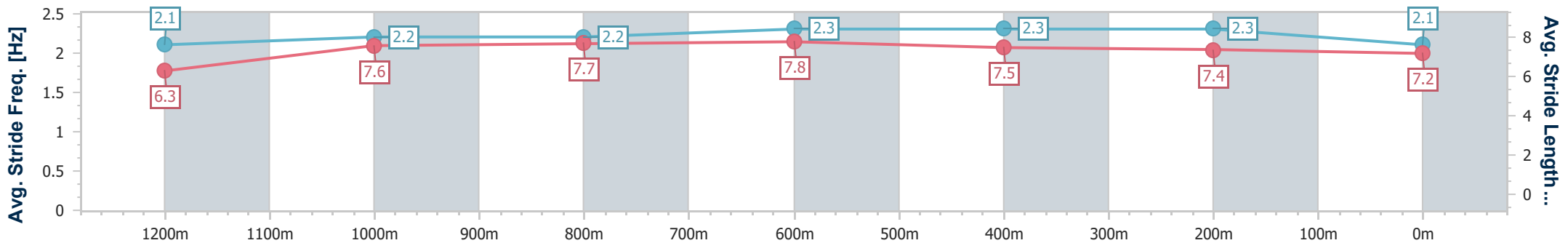
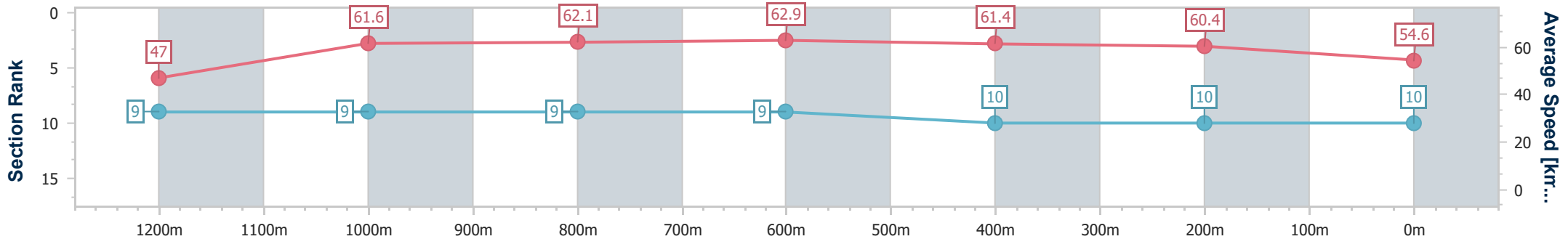
16 March 2024 - 12:48

Track Rating: Good 4, Weather: Fine, Rail Position: +0.5m Entire



BRISBANE
RACING CLUB

| Section | Overall | 1200m | 1000m | 800m | 600m | 400m | 200m |
|------------------------|---------------------------|--------------------------|--------------------------|--------------------------|--------------------------|---------------------------|---------------------------|
| Section Times | 1:27.32 [10] (0:15.35) | 1:11.97 [9] (0:11.69) | 1:00.28 [9] (0:11.61) | 0:48.67 [9] (0:11.62) | 0:37.05 [9] (0:11.94) | 0:25.11 [10] (0:11.91) | 0:13.20 [10] (0:13.20) |
| Average Speed [km/h] | 47.0 | 61.6 | 62.1 | 62.9 | 61.4 | 60.4 | 54.6 |
| Top Speed [km/h] | 60.3 | 62.6 | 62.8 | 63.1 | 62.0 | 63.1 | 58.0 |
| Avg. Dist. to Rail [m] | 4.9 | 1.4 | 0.8 | 2.9 | 4.0 | 7.2 | 6.9 |
| Avg. Stride Freq. [Hz] | 2.1 | 2.2 | 2.2 | 2.3 | 2.3 | 2.3 | 2.1 |
| Avg. Stride Length [m] | 6.3 | 7.6 | 7.7 | 7.8 | 7.5 | 7.4 | 7.2 |



- [] Ranking at each section and finish
- .-.- No data available at this section
- NA No data available



Eagle Farm QLD Professional
Race 4: SENQ 693AM PAT & HEALS FOR BREAKFAST BENCHMARK 78
Handicap - 2400m
16 March 2024 - 13:24



BRISBANE
RACING CLUB

Track Rating: Good 4, Weather: Fine, Rail Position: +0.5m Entire

| Section | | Overall | 2200m | 2000m | 1800m | 1600m | 1400m | 1200m | Last 600m | | | | |
|-------------|--------------------------------------|----------------------|----------------------|----------------------|---------------------------|---------------------------|---------------------------|---------------------------|---------------------------|---------------------------|---------------------------|---------|------------------------|
| Field Times | | 2:30.26 (0:13.96) | 2:16.30 (0:11.21) | 2:05.09 (0:11.92) | 1:53.17 (0:12.56) | 1:40.61 (0:12.86) | 1:27.75 (0:12.85) | 1:14.90 (0:12.98) | 0:36.66 | | | | |
| Rank | TAB Horse/Jockey | Barrier | Top Speed [km/h] | Fastest Section | | | | | | | | | Distance Travelled [m] |
| 1 | 10 BAK DA MAN Taylor Marshall | 10 | 64.1 400m | 0:11.49 400m | 2:30.26 [1] (0:14.84) | 2:15.42 [13] (0:11.95) | 2:03.47 [13] (0:12.39) | 1:51.08 [13] (0:12.68) | 1:38.40 [13] (0:12.75) | 1:25.65 [13] (0:12.87) | 1:12.78 [13] (0:12.93) | 0:35.50 | |
| 2 | 9 SHEZADANDI Damien Thornton | 9 | 63.0 400m | 0:11.67 400m | 2:30.58 [2] (0:14.42) | 2:16.16 [9] (0:12.01) | 2:04.15 [10] (0:12.49) | 1:51.66 [11] (0:12.61) | 1:39.05 [11] (0:12.70) | 1:26.35 [11] (0:12.82) | 1:13.53 [11] (0:12.92) | 0:36.05 | +4 |
| 3 | 5 DISPUTED RIVER Jake Bayliss | 5 | 62.3 2200m | 0:11.88 2200m | 2:30.63 [3] (0:14.47) | 2:16.16 [10] (0:11.88) | 2:04.28 [9] (0:12.31) | 1:51.97 [9] (0:12.53) | 1:39.44 [9] (0:12.69) | 1:26.75 [9] (0:12.78) | 1:13.97 [9] (0:12.98) | 0:36.47 | -1 |
| 4 | 2 CHAYSE 'N' ARTIE Bailey Wheeler | 2 | 64.4 Overall | 0:11.83 2200m | 2:30.90 [4] (0:14.29) | 2:16.61 [7] (0:11.83) | 2:04.78 [8] (0:12.23) | 1:52.55 [8] (0:12.48) | 1:40.07 [8] (0:12.76) | 1:27.31 [8] (0:12.87) | 1:14.44 [8] (0:13.04) | 0:36.48 | +1 |
| 5 | 14 ALIRAAJ Melea Castle | 14 | 65.7 2200m | 0:11.14 2200m | 2:31.05 [5] (0:14.03) | 2:17.02 [2] (0:11.14) | 2:05.88 [1] (0:11.92) | 1:53.96 [1] (0:12.56) | 1:41.40 [1] (0:12.86) | 1:28.54 [1] (0:12.85) | 1:15.69 [1] (0:12.98) | 0:37.45 | -10 |
| 6 | 11 SEA TREASURES Samantha Collett | 11 | 64.4 2200m | 0:11.39 2200m | 2:31.26 [6] (0:14.03) | 2:17.23 [3] (0:11.39) | 2:05.84 [3] (0:12.11) | 1:53.73 [3] (0:12.58) | 1:41.15 [3] (0:12.88) | 1:28.27 [3] (0:12.89) | 1:15.38 [3] (0:12.95) | 0:37.34 | -2 |
| 7 | 4 CLYDE Michael Rodd | 4 | 62.5 2200m | 0:11.64 2200m | 2:31.33 [7] (0:14.07) | 2:17.26 [4] (0:11.64) | 2:05.62 [5] (0:12.13) | 1:53.49 [6] (0:12.62) | 1:40.87 [6] (0:12.82) | 1:28.05 [6] (0:12.87) | 1:15.18 [6] (0:12.99) | 0:37.19 | -1 |
| 8 | 12 PHOENIX FLYER Tahlia Fenlon | 12 | 63.0 2200m | 0:11.60 2200m | 2:31.54 [8] (0:14.11) | 2:17.43 [5] (0:11.60) | 2:05.83 [4] (0:12.01) | 1:53.82 [4] (0:12.57) | 1:41.25 [4] (0:12.87) | 1:28.38 [5] (0:12.82) | 1:15.56 [5] (0:13.03) | 0:37.41 | +4 |
| 9 | 6 HARBELLE Anthony Allen | 6 | 62.1 2200m | 0:11.95 2200m | 2:32.47 [9] (0:14.72) | 2:17.75 [12] (0:11.95) | 2:05.80 [12] (0:12.37) | 1:53.43 [12] (0:12.51) | 1:40.92 [12] (0:12.79) | 1:28.13 [12] (0:12.83) | 1:15.30 [12] (0:13.00) | 0:37.77 | -5 |
| 10 | 3 OAKFIELD WALLABY Andrew Mallyon | 3 | 62.8 Overall | 0:11.77 2200m | 2:32.48 [10] (0:14.70) | 2:17.78 [11] (0:11.77) | 2:06.01 [11] (0:12.27) | 1:53.74 [10] (0:12.55) | 1:41.19 [10] (0:12.74) | 1:28.45 [10] (0:12.70) | 1:15.75 [10] (0:12.90) | 0:37.95 | +3 |

Scratched: Flying Joy (#1)

[] Ranking at each section and finish
 -:-:- No data available at this section
 NA No data available

SCN Saddle cloth number
 DNF Did not finish
 DNT Did not track



Eagle Farm QLD Professional
Race 4: SENQ 693AM PAT & HEALS FOR BREAKFAST BENCHMARK 78
Handicap - 2400m
16 March 2024 - 13:24



BRISBANE
RACING CLUB

Track Rating: Good 4, Weather: Fine, Rail Position: +0.5m Entire

| Section | | Overall | 2200m | 2000m | 1800m | 1600m | 1400m | 1200m | Last 600m |
|-------------|--|----------------------|----------------------|----------------------|----------------------|----------------------|----------------------|----------------------|-----------|
| Field Times | | 2:30.26 (0:13.96) | 2:16.30 (0:11.21) | 2:05.09 (0:11.92) | 1:53.17 (0:12.56) | 1:40.61 (0:12.86) | 1:27.75 (0:12.85) | 1:14.90 (0:12.98) | 0:36.66 |

| Rank | TAB | Horse/Jockey | Barrier | Top Speed [km/h] | Fastest Section | | | | | | | | Distance Travelled [m] | |
|------|-----|-----------------|---------|------------------|-----------------|--------------|-------------|-------------|-------------|-------------|-------------|-------------|------------------------|----|
| 11 | 8 | CONTRITION | 8 | 64.1 | 0:11.42 | 2:32.80 [11] | 2:18.84 [1] | 2:07.42 [2] | 1:55.45 [2] | 1:42.96 [2] | 1:30.02 [2] | 1:17.17 [2] | 0:39.03 | -4 |
| | | Sean Cormack | | 2200m | 2200m | (0:13.96) | (0:11.42) | (0:11.97) | (0:12.49) | (0:12.94) | (0:12.85) | (0:12.97) | | |
| 12 | 13 | FLASH PRINCE | 13 | 62.7 | 0:11.74 | 2:32.80 [12] | 2:18.52 [6] | 2:06.78 [7] | 1:54.53 [7] | 1:42.10 [7] | 1:29.31 [7] | 1:16.44 [7] | 0:38.31 | -8 |
| | | Angela Jones | | 2200m | 2200m | (0:14.28) | (0:11.74) | (0:12.25) | (0:12.43) | (0:12.79) | (0:12.87) | (0:12.93) | | |
| 13 | 7 | BOSTON OF TUFFY | 7 | 63.9 | 0:11.44 | 2:35.59 [13] | 2:21.25 [8] | 2:09.81 [6] | 1:57.78 [5] | 1:45.28 [5] | 1:32.47 [4] | 1:19.62 [4] | 0:41.35 | -8 |
| | | Jim Byrne | | 2200m | 2200m | (0:14.34) | (0:11.44) | (0:12.03) | (0:12.50) | (0:12.81) | (0:12.85) | (0:12.92) | | |

Scratched: Flying Joy (#1)

[] Ranking at each section and finish
 -:-:-:- No data available at this section
 NA No data available

SCN Saddle cloth number
 DNF Did not finish
 DNT Did not track



Eagle Farm QLD Professional
Race 4: SENQ 693AM PAT & HEALS FOR BREAKFAST BENCHMARK 78
Handicap - 2400m
16 March 2024 - 13:24



BRISBANE
RACING CLUB

Track Rating: Good 4, Weather: Fine, Rail Position: +0.5m Entire

| Section | | 1000m | 800m | 600m | 400m | 200m | Last 600m | | | | | |
|-------------|--------------------------------------|----------------------|----------------------|----------------------|---------------------------|---------------------------|---------------------------|---------------------------|---------------------------|------------------------|---------|-----|
| Field Times | | 1:01.92 (0:12.72) | 0:49.20 (0:12.54) | 0:36.66 (0:12.55) | 0:24.11 (0:11.92) | 0:12.19 (0:12.19) | 0:36.66 | | | | | |
| Rank | TAB Horse/Jockey | Barrier | Top Speed [km/h] | Fastest Section | Margin | | | | | Distance Travelled [m] | | |
| 1 | 10 BAK DA MAN Taylor Marshall | 10 | 64.1 400m | 0:11.49 400m | 0:59.85 [13] (0:12.35) | 0:47.50 [13] (0:12.00) | 0:35.50 [13] (0:11.97) | 0:23.53 [9] (0:11.49) | 0:12.04 [3] (0:12.04) | 2:30.26 | 0:35.50 | |
| 2 | 9 SHEZADANDI Damien Thornton | 9 | 63.0 400m | 0:11.67 400m | 1:00.61 [11] (0:12.42) | 0:48.19 [11] (0:12.14) | 0:36.05 [10] (0:11.97) | 0:24.08 [7] (0:11.67) | 0:12.41 [2] (0:12.41) | 1.83L | 0:36.05 | +4 |
| 3 | 5 DISPUTED RIVER Jake Bayliss | 5 | 62.3 2200m | 0:11.88 2200m | 1:00.99 [10] (0:12.38) | 0:48.61 [8] (0:12.14) | 0:36.47 [6] (0:11.99) | 0:24.48 [1] (0:11.92) | 0:12.56 [1] (0:12.56) | 2.18L | 0:36.47 | -1 |
| 4 | 2 CHAYSE 'N' ARTIE Bailey Wheeler | 2 | 64.4 Overall | 0:11.83 2200m | 1:01.40 [8] (0:12.53) | 0:48.87 [9] (0:12.39) | 0:36.48 [8] (0:12.16) | 0:24.32 [8] (0:11.87) | 0:12.45 [6] (0:12.45) | 3.77L | 0:36.48 | +1 |
| 5 | 14 ALIRAAJ Melea Castle | 14 | 65.7 2200m | 0:11.14 2200m | 1:02.71 [1] (0:12.72) | 0:49.99 [1] (0:12.54) | 0:37.45 [1] (0:12.57) | 0:24.88 [2] (0:12.26) | 0:12.62 [5] (0:12.62) | 4.65L | 0:37.45 | -10 |
| 6 | 11 SEA TREASURES Samantha Collett | 11 | 64.4 2200m | 0:11.39 2200m | 1:02.43 [3] (0:12.69) | 0:49.74 [3] (0:12.40) | 0:37.34 [3] (0:12.29) | 0:25.05 [3] (0:12.14) | 0:12.91 [4] (0:12.91) | 5.84L | 0:37.34 | -2 |
| 7 | 4 CLYDE Michael Rodd | 4 | 62.5 2200m | 0:11.64 2200m | 1:02.19 [6] (0:12.59) | 0:49.60 [6] (0:12.41) | 0:37.19 [5] (0:12.23) | 0:24.96 [4] (0:12.15) | 0:12.81 [7] (0:12.81) | 6.25L | 0:37.19 | -1 |
| 8 | 12 PHOENIX FLYER Tahlia Fenlon | 12 | 63.0 2200m | 0:11.60 2200m | 1:02.53 [5] (0:12.62) | 0:49.91 [5] (0:12.50) | 0:37.41 [4] (0:12.32) | 0:25.09 [5] (0:12.25) | 0:12.84 [8] (0:12.84) | 7.52L | 0:37.41 | +4 |
| 9 | 6 HARBELLE Anthony Allen | 6 | 62.1 2200m | 0:11.95 2200m | 1:02.30 [12] (0:12.39) | 0:49.91 [12] (0:12.14) | 0:37.77 [12] (0:12.38) | 0:25.39 [12] (0:12.31) | 0:13.08 [11] (0:13.08) | 13.01L | 0:37.77 | -5 |
| 10 | 3 OAKFIELD WALLABY Andrew Mallyon | 3 | 62.8 Overall | 0:11.77 2200m | 1:02.85 [9] (0:12.48) | 0:50.37 [10] (0:12.42) | 0:37.95 [11] (0:12.34) | 0:25.61 [11] (0:12.29) | 0:13.32 [9] (0:13.32) | 13.05L | 0:37.95 | +3 |

Scratched: Flying Joy (#1)

[] Ranking at each section and finish
 -:-:- No data available at this section
 NA No data available

SCN Saddle cloth number
 DNF Did not finish
 DNT Did not track



Eagle Farm QLD Professional
Race 4: SENQ 693AM PAT & HEALS FOR BREAKFAST BENCHMARK 78
Handicap - 2400m
16 March 2024 - 13:24



Track Rating: Good 4, Weather: Fine, Rail Position: +0.5m Entire

| Section | | | | | | | | | | | | | |
|-------------|-----|-------------------------------------|---------|------------------|------------------|--------------------------|--------------------------|--------------------------|---------------------------|---------------------------|-----------|------------------------|----|
| Field Times | | | | | | 1000m | 800m | 600m | 400m | 200m | Last 600m | | |
| | | | | | | 1:01.92 (0:12.72) | 0:49.20 (0:12.54) | 0:36.66 (0:12.55) | 0:24.11 (0:11.92) | 0:12.19 (0:12.19) | 0:36.66 | | |
| Rank | TAB | Horse/Jockey | Barrier | Top Speed [km/h] | Fastest Section | | | | | | Margin | Distance Travelled [m] | |
| 11 | 8 | CONTRITION Sean Cormack | 8 | 64.1 2200m | 0:11.42 2200m | 1:04.20 [2] (0:12.68) | 0:51.52 [2] (0:12.49) | 0:39.03 [2] (0:12.72) | 0:26.31 [6] (0:12.80) | 0:13.51 [10] (0:13.51) | 14.92L | 0:39.03 | -4 |
| 12 | 13 | FLASH PRINCE Angela Jones | 13 | 62.7 2200m | 0:11.74 2200m | 1:03.51 [7] (0:12.69) | 0:50.82 [7] (0:12.51) | 0:38.31 [9] (0:12.34) | 0:25.97 [10] (0:12.75) | 0:13.22 [12] (0:13.22) | 14.94L | 0:38.31 | -8 |
| 13 | 7 | BOSTON OF TUFFY Jim Byrne | 7 | 63.9 2200m | 0:11.44 2200m | 1:06.70 [4] (0:12.72) | 0:53.98 [4] (0:12.63) | 0:41.35 [7] (0:13.34) | 0:28.01 [13] (0:13.58) | 0:14.43 [13] (0:14.43) | 31.3L | 0:41.35 | -8 |

Scratched: Flying Joy (#1)

[] Ranking at each section and finish
 -:-:- No data available at this section
 NA No data available

SCN Saddle cloth number
 DNF Did not finish
 DNT Did not track



| | |
|--------------------------------|----------------|
| Horse/Jockey Name | Bak Da Man |
| Final Rank | 1 |
| Fastest Section Time (Section) | 0:11.49 (400m) |
| Top Speed [km/h] (Section) | 64.1 (400m) |
| Race State | Finished |



Eagle Farm QLD Professional
Race 4: SENQ 693AM PAT & HEALS FOR BREAKFAST
BENCHMARK 78 Handicap - 2400m

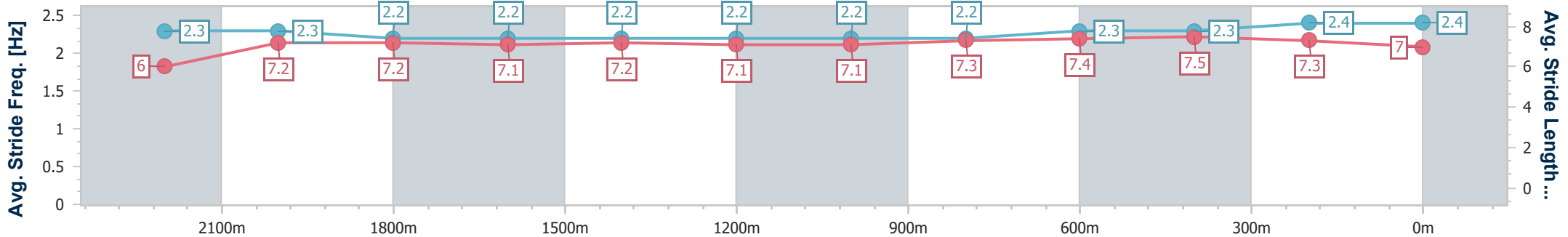
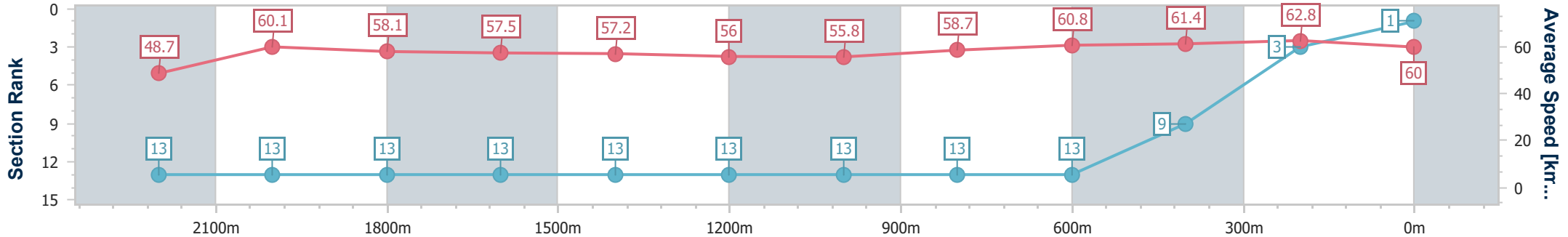
16 March 2024 - 13:24

Track Rating: Good 4, Weather: Fine, Rail Position: +0.5m Entire



BRISBANE
RACING CLUB

| Section | Overall | 2200m | 2000m | 1800m | 1600m | 1400m | 1200m | 1000m | 800m | 600m | 400m | 200m |
|------------------------|--------------------------|---------------------------|---------------------------|---------------------------|---------------------------|---------------------------|---------------------------|---------------------------|---------------------------|---------------------------|--------------------------|--------------------------|
| Section Times | 2:30.26 [1] (0:14.84) | 2:15.42 [13] (0:11.95) | 2:03.47 [13] (0:12.39) | 1:51.08 [13] (0:12.68) | 1:38.40 [13] (0:12.75) | 1:25.65 [13] (0:12.87) | 1:12.78 [13] (0:12.93) | 0:59.85 [13] (0:12.35) | 0:47.50 [13] (0:12.00) | 0:35.50 [13] (0:11.97) | 0:23.53 [9] (0:11.49) | 0:12.04 [3] (0:12.04) |
| Average Speed [km/h] | 48.7 | 60.1 | 58.1 | 57.5 | 57.2 | 56.0 | 55.8 | 58.7 | 60.8 | 61.4 | 62.8 | 60.0 |
| Top Speed [km/h] | 62.0 | 62.1 | 60.4 | 58.3 | 57.8 | 57.3 | 57.0 | 62.9 | 62.7 | 63.0 | 64.1 | 62.3 |
| Avg. Dist. to Rail [m] | 7.2 | 1.2 | 0.6 | 2.0 | 3.3 | 2.9 | 2.6 | 1.3 | 2.6 | 5.0 | 8.9 | 9.3 |
| Avg. Stride Freq. [Hz] | 2.3 | 2.3 | 2.2 | 2.2 | 2.2 | 2.2 | 2.2 | 2.2 | 2.3 | 2.3 | 2.4 | 2.4 |
| Avg. Stride Length [m] | 6.0 | 7.2 | 7.2 | 7.1 | 7.2 | 7.1 | 7.1 | 7.3 | 7.4 | 7.5 | 7.3 | 7.0 |



- [] Ranking at each section and finish
- .-.- No data available at this section
- NA No data available



| | |
|--------------------------------|----------------|
| Horse/Jockey Name | Shezadandi |
| Final Rank | 2 |
| Fastest Section Time (Section) | 0:11.67 (400m) |
| Top Speed [km/h] (Section) | 63.0 (400m) |
| Race State | Finished |



Eagle Farm QLD Professional
Race 4: SENQ 693AM PAT & HEALS FOR BREAKFAST
BENCHMARK 78 Handicap - 2400m

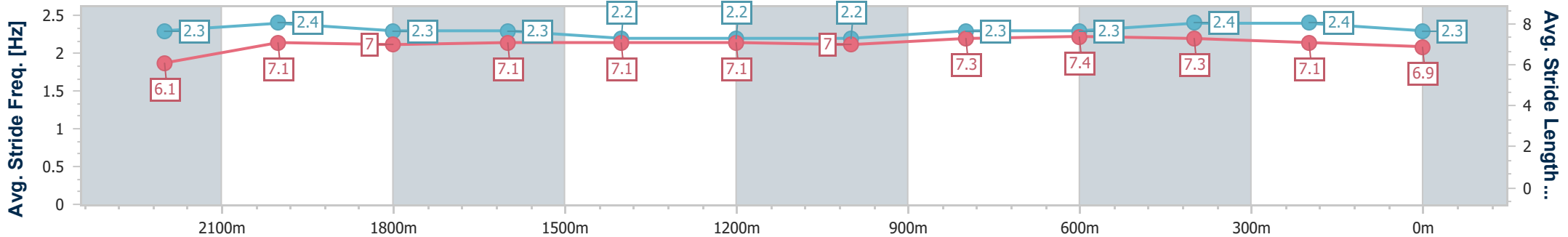
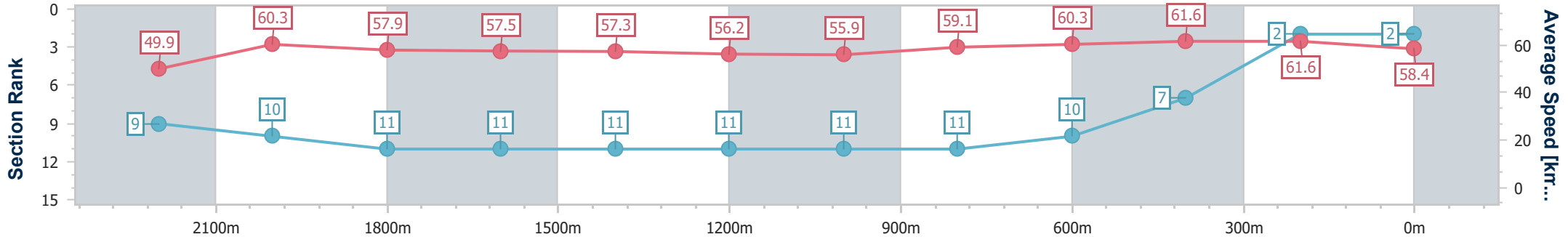
16 March 2024 - 13:24

Track Rating: Good 4, Weather: Fine, Rail Position: +0.5m Entire



BRISBANE
RACING CLUB

| Section | Overall | 2200m | 2000m | 1800m | 1600m | 1400m | 1200m | 1000m | 800m | 600m | 400m | 200m |
|------------------------|--------------------------|--------------------------|---------------------------|---------------------------|---------------------------|---------------------------|---------------------------|---------------------------|---------------------------|---------------------------|--------------------------|--------------------------|
| Section Times | 2:30.58 [2] (0:14.42) | 2:16.16 [9] (0:12.01) | 2:04.15 [10] (0:12.49) | 1:51.66 [11] (0:12.61) | 1:39.05 [11] (0:12.70) | 1:26.35 [11] (0:12.82) | 1:13.53 [11] (0:12.92) | 1:00.61 [11] (0:12.42) | 0:48.19 [11] (0:12.14) | 0:36.05 [10] (0:11.97) | 0:24.08 [7] (0:11.67) | 0:12.41 [2] (0:12.41) |
| Average Speed [km/h] | 49.9 | 60.3 | 57.9 | 57.5 | 57.3 | 56.2 | 55.9 | 59.1 | 60.3 | 61.6 | 61.6 | 58.4 |
| Top Speed [km/h] | 61.5 | 61.7 | 59.0 | 58.4 | 57.7 | 56.9 | 56.8 | 60.9 | 62.5 | 62.8 | 63.0 | 60.8 |
| Avg. Dist. to Rail [m] | 9.5 | 3.3 | 0.8 | 1.7 | 3.0 | 3.1 | 3.7 | 3.3 | 4.5 | 4.5 | 6.5 | 8.3 |
| Avg. Stride Freq. [Hz] | 2.3 | 2.4 | 2.3 | 2.3 | 2.2 | 2.2 | 2.2 | 2.3 | 2.3 | 2.4 | 2.4 | 2.3 |
| Avg. Stride Length [m] | 6.1 | 7.1 | 7.0 | 7.1 | 7.1 | 7.1 | 7.0 | 7.3 | 7.4 | 7.3 | 7.1 | 6.9 |



- [] Ranking at each section and finish
- .-.- No data available at this section
- NA No data available



| | |
|--------------------------------|-----------------|
| Horse/Jockey Name | Disputed River |
| Final Rank | 3 |
| Fastest Section Time (Section) | 0:11.88 (2200m) |
| Top Speed [km/h] (Section) | 62.3 (2200m) |
| Race State | Finished |



Eagle Farm QLD Professional
Race 4: SENQ 693AM PAT & HEALS FOR BREAKFAST
BENCHMARK 78 Handicap - 2400m

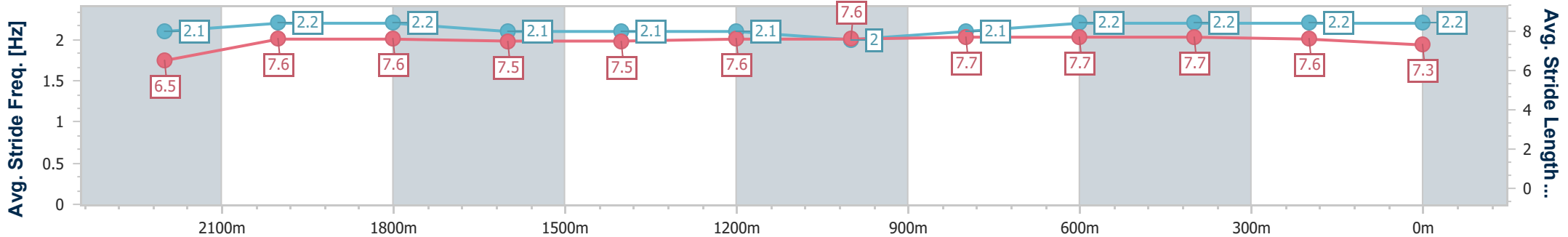
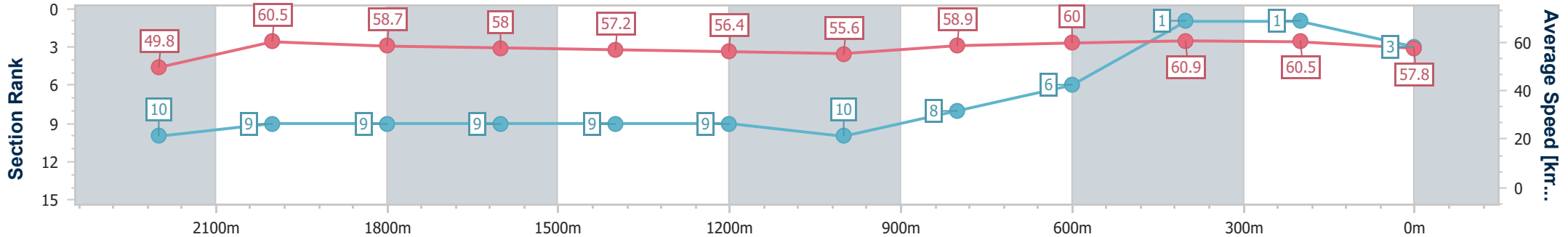
16 March 2024 - 13:24

Track Rating: Good 4, Weather: Fine, Rail Position: +0.5m Entire



BRISBANE
RACING CLUB

| Section | Overall | 2200m | 2000m | 1800m | 1600m | 1400m | 1200m | 1000m | 800m | 600m | 400m | 200m |
|------------------------|--------------------------|---------------------------|--------------------------|--------------------------|--------------------------|--------------------------|--------------------------|---------------------------|--------------------------|--------------------------|--------------------------|--------------------------|
| Section Times | 2:30.63 [3] (0:14.47) | 2:16.16 [10] (0:11.88) | 2:04.28 [9] (0:12.31) | 1:51.97 [9] (0:12.53) | 1:39.44 [9] (0:12.69) | 1:26.75 [9] (0:12.78) | 1:13.97 [9] (0:12.98) | 1:00.99 [10] (0:12.38) | 0:48.61 [8] (0:12.14) | 0:36.47 [6] (0:11.99) | 0:24.48 [1] (0:11.92) | 0:12.56 [1] (0:12.56) |
| Average Speed [km/h] | 49.8 | 60.5 | 58.7 | 58.0 | 57.2 | 56.4 | 55.6 | 58.9 | 60.0 | 60.9 | 60.5 | 57.8 |
| Top Speed [km/h] | 61.6 | 62.3 | 59.2 | 58.8 | 57.7 | 56.8 | 56.5 | 60.9 | 61.3 | 62.0 | 61.9 | 59.0 |
| Avg. Dist. to Rail [m] | 5.9 | 1.7 | 0.7 | 1.4 | 2.4 | 2.9 | 3.4 | 2.4 | 2.7 | 2.9 | 5.0 | 6.4 |
| Avg. Stride Freq. [Hz] | 2.1 | 2.2 | 2.2 | 2.1 | 2.1 | 2.1 | 2.0 | 2.1 | 2.2 | 2.2 | 2.2 | 2.2 |
| Avg. Stride Length [m] | 6.5 | 7.6 | 7.6 | 7.5 | 7.5 | 7.6 | 7.6 | 7.7 | 7.7 | 7.7 | 7.6 | 7.3 |



- [] Ranking at each section and finish
- .-.- No data available at this section
- NA No data available



| | |
|--------------------------------|------------------|
| Horse/Jockey Name | Chayse 'N' Artie |
| Final Rank | 4 |
| Fastest Section Time (Section) | 0:11.83 (2200m) |
| Top Speed [km/h] (Section) | 64.4 (Overall) |
| Race State | Finished |



Eagle Farm QLD Professional
Race 4: SENQ 693AM PAT & HEALS FOR BREAKFAST
BENCHMARK 78 Handicap - 2400m

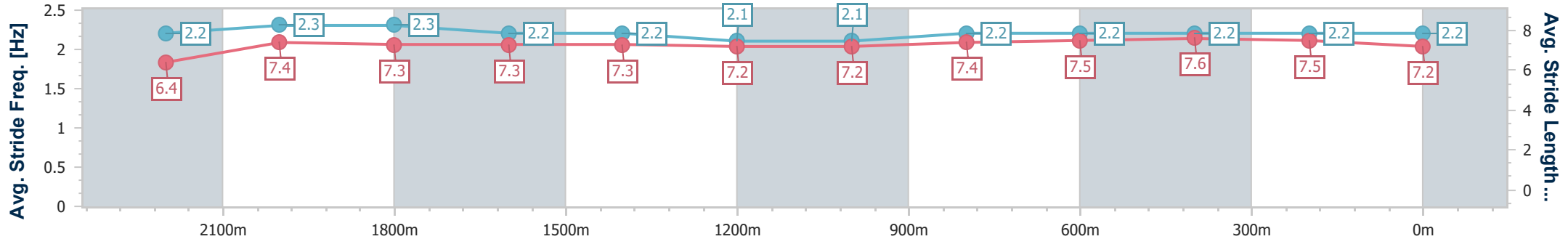
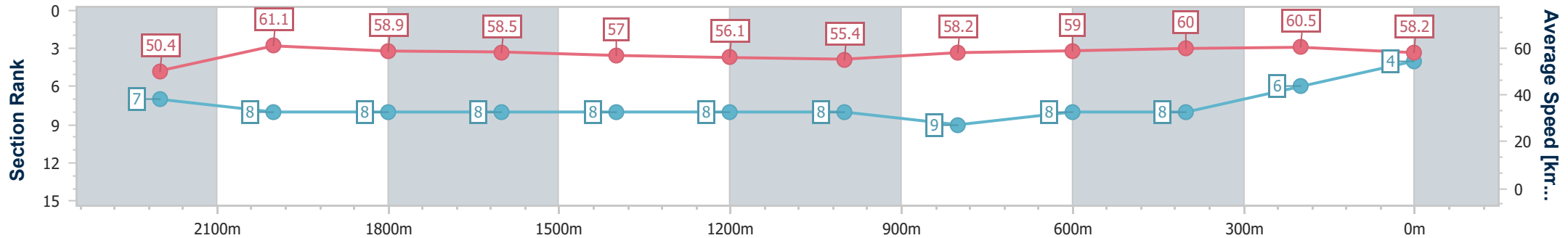
16 March 2024 - 13:24

Track Rating: Good 4, Weather: Fine, Rail Position: +0.5m Entire



BRISBANE
RACING CLUB

| Section | Overall | 2200m | 2000m | 1800m | 1600m | 1400m | 1200m | 1000m | 800m | 600m | 400m | 200m |
|------------------------|--------------------------|--------------------------|--------------------------|--------------------------|--------------------------|--------------------------|--------------------------|--------------------------|--------------------------|--------------------------|--------------------------|--------------------------|
| Section Times | 2:30.90 [4] (0:14.29) | 2:16.61 [7] (0:11.83) | 2:04.78 [8] (0:12.23) | 1:52.55 [8] (0:12.48) | 1:40.07 [8] (0:12.76) | 1:27.31 [8] (0:12.87) | 1:14.44 [8] (0:13.04) | 1:01.40 [8] (0:12.53) | 0:48.87 [9] (0:12.39) | 0:36.48 [8] (0:12.16) | 0:24.32 [8] (0:11.87) | 0:12.45 [6] (0:12.45) |
| Average Speed [km/h] | 50.4 | 61.1 | 58.9 | 58.5 | 57.0 | 56.1 | 55.4 | 58.2 | 59.0 | 60.0 | 60.5 | 58.2 |
| Top Speed [km/h] | 64.4 | 63.5 | 60.0 | 59.3 | 57.5 | 56.6 | 56.1 | 60.1 | 59.9 | 60.9 | 61.5 | 60.5 |
| Avg. Dist. to Rail [m] | 7.6 | 2.0 | 0.7 | 2.1 | 2.9 | 3.0 | 3.5 | 2.8 | 2.9 | 2.5 | 2.9 | 2.5 |
| Avg. Stride Freq. [Hz] | 2.2 | 2.3 | 2.3 | 2.2 | 2.2 | 2.1 | 2.1 | 2.2 | 2.2 | 2.2 | 2.2 | 2.2 |
| Avg. Stride Length [m] | 6.4 | 7.4 | 7.3 | 7.3 | 7.3 | 7.2 | 7.2 | 7.4 | 7.5 | 7.6 | 7.5 | 7.2 |



- [] Ranking at each section and finish
- .-.- No data available at this section
- NA No data available



| | |
|--------------------------------|-----------------|
| Horse/Jockey Name | Aliraaj |
| Final Rank | 5 |
| Fastest Section Time (Section) | 0:11.14 (2200m) |
| Top Speed [km/h] (Section) | 65.7 (2200m) |
| Race State | Finished |



Eagle Farm QLD Professional
Race 4: SENQ 693AM PAT & HEALS FOR BREAKFAST
BENCHMARK 78 Handicap - 2400m

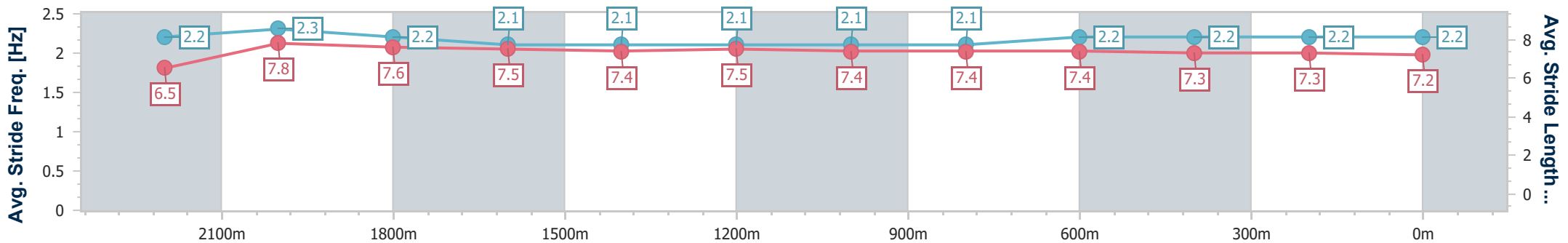
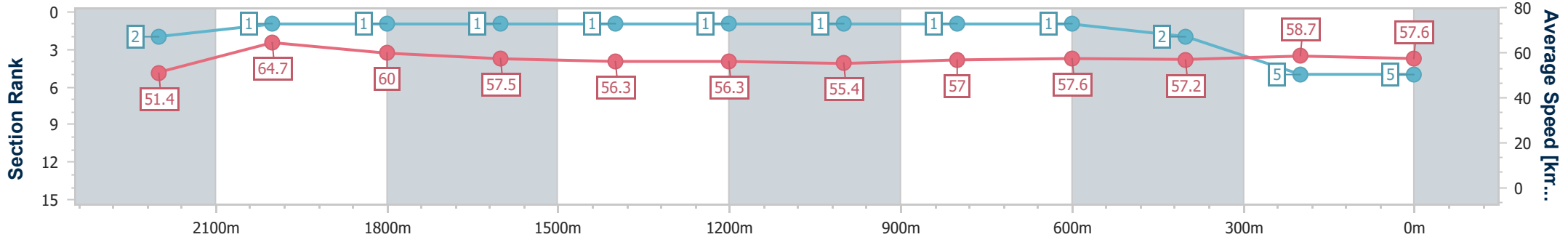
16 March 2024 - 13:24

Track Rating: Good 4, Weather: Fine, Rail Position: +0.5m Entire



BRISBANE
RACING CLUB

| Section | Overall | 2200m | 2000m | 1800m | 1600m | 1400m | 1200m | 1000m | 800m | 600m | 400m | 200m |
|------------------------|--------------------------|--------------------------|--------------------------|--------------------------|--------------------------|--------------------------|--------------------------|--------------------------|--------------------------|--------------------------|--------------------------|--------------------------|
| Section Times | 2:31.05 [5] (0:14.03) | 2:17.02 [2] (0:11.14) | 2:05.88 [1] (0:11.92) | 1:53.96 [1] (0:12.56) | 1:41.40 [1] (0:12.86) | 1:28.54 [1] (0:12.85) | 1:15.69 [1] (0:12.98) | 1:02.71 [1] (0:12.72) | 0:49.99 [1] (0:12.54) | 0:37.45 [1] (0:12.57) | 0:24.88 [2] (0:12.26) | 0:12.62 [5] (0:12.62) |
| Average Speed [km/h] | 51.4 | 64.7 | 60.0 | 57.5 | 56.3 | 56.3 | 55.4 | 57.0 | 57.6 | 57.2 | 58.7 | 57.6 |
| Top Speed [km/h] | 64.7 | 65.7 | 62.4 | 58.8 | 57.1 | 56.9 | 56.9 | 57.6 | 58.1 | 57.7 | 59.1 | 58.9 |
| Avg. Dist. to Rail [m] | 10.3 | 4.0 | 0.9 | 0.7 | 1.8 | 1.7 | 1.8 | 1.1 | 0.4 | 0.2 | 1.7 | 1.6 |
| Avg. Stride Freq. [Hz] | 2.2 | 2.3 | 2.2 | 2.1 | 2.1 | 2.1 | 2.1 | 2.1 | 2.2 | 2.2 | 2.2 | 2.2 |
| Avg. Stride Length [m] | 6.5 | 7.8 | 7.6 | 7.5 | 7.4 | 7.5 | 7.4 | 7.4 | 7.4 | 7.3 | 7.3 | 7.2 |



- [] Ranking at each section and finish
- .-.- No data available at this section
- NA No data available



| | |
|--------------------------------|-----------------|
| Horse/Jockey Name | Sea Treasures |
| Final Rank | 6 |
| Fastest Section Time (Section) | 0:11.39 (2200m) |
| Top Speed [km/h] (Section) | 64.4 (2200m) |
| Race State | Finished |



Eagle Farm QLD Professional
Race 4: SENQ 693AM PAT & HEALS FOR BREAKFAST
BENCHMARK 78 Handicap - 2400m

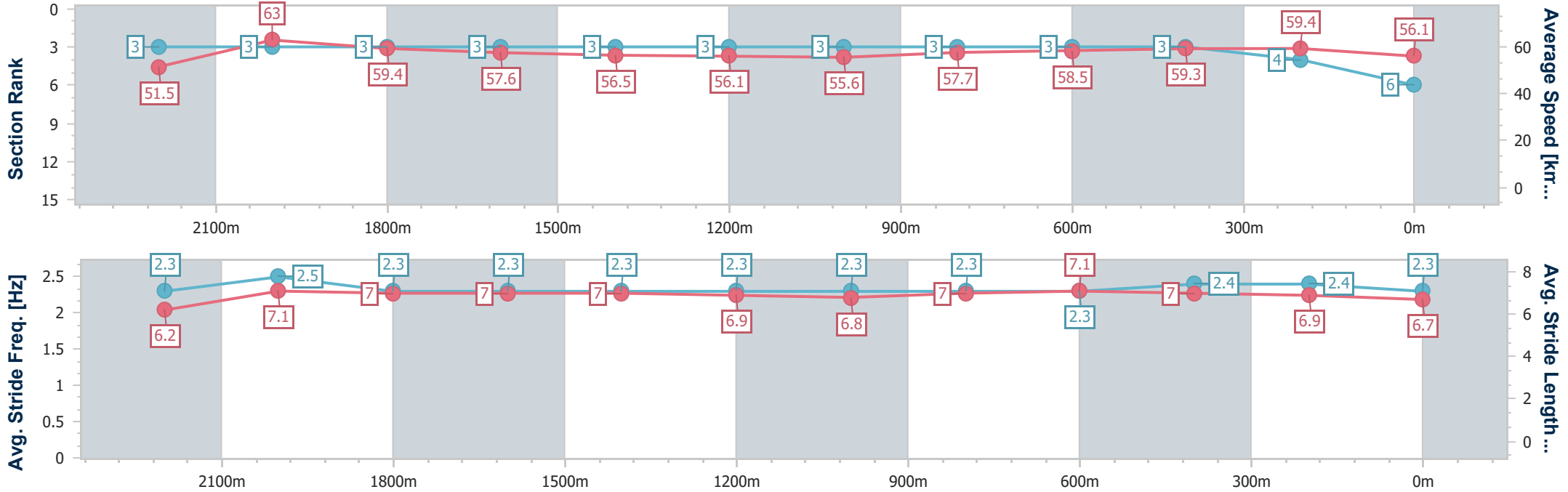
16 March 2024 - 13:24

Track Rating: Good 4, Weather: Fine, Rail Position: +0.5m Entire



BRISBANE
RACING CLUB

| Section | Overall | 2200m | 2000m | 1800m | 1600m | 1400m | 1200m | 1000m | 800m | 600m | 400m | 200m |
|------------------------|--------------------------|--------------------------|--------------------------|--------------------------|--------------------------|--------------------------|--------------------------|--------------------------|--------------------------|--------------------------|--------------------------|--------------------------|
| Section Times | 2:31.26 [6] (0:14.03) | 2:17.23 [3] (0:11.39) | 2:05.84 [3] (0:12.11) | 1:53.73 [3] (0:12.58) | 1:41.15 [3] (0:12.88) | 1:28.27 [3] (0:12.89) | 1:15.38 [3] (0:12.95) | 1:02.43 [3] (0:12.69) | 0:49.74 [3] (0:12.40) | 0:37.34 [3] (0:12.29) | 0:25.05 [3] (0:12.14) | 0:12.91 [4] (0:12.91) |
| Average Speed [km/h] | 51.5 | 63.0 | 59.4 | 57.6 | 56.5 | 56.1 | 55.6 | 57.7 | 58.5 | 59.3 | 59.4 | 56.1 |
| Top Speed [km/h] | 63.5 | 64.4 | 60.1 | 58.9 | 57.2 | 57.0 | 56.0 | 58.3 | 59.0 | 60.8 | 60.7 | 57.5 |
| Avg. Dist. to Rail [m] | 5.5 | 2.2 | 0.8 | 1.5 | 3.1 | 3.5 | 3.9 | 2.8 | 2.0 | 2.5 | 3.9 | 4.6 |
| Avg. Stride Freq. [Hz] | 2.3 | 2.5 | 2.3 | 2.3 | 2.3 | 2.3 | 2.3 | 2.3 | 2.3 | 2.4 | 2.4 | 2.3 |
| Avg. Stride Length [m] | 6.2 | 7.1 | 7.0 | 7.0 | 7.0 | 6.9 | 6.8 | 7.0 | 7.1 | 7.0 | 6.9 | 6.7 |



- [] Ranking at each section and finish
- .-.- No data available at this section
- NA No data available



| | |
|--------------------------------|-----------------|
| Horse/Jockey Name | Clyde |
| Final Rank | 7 |
| Fastest Section Time (Section) | 0:11.64 (2200m) |
| Top Speed [km/h] (Section) | 62.5 (2200m) |
| Race State | Finished |



Eagle Farm QLD Professional
Race 4: SENQ 693AM PAT & HEALS FOR BREAKFAST
BENCHMARK 78 Handicap - 2400m

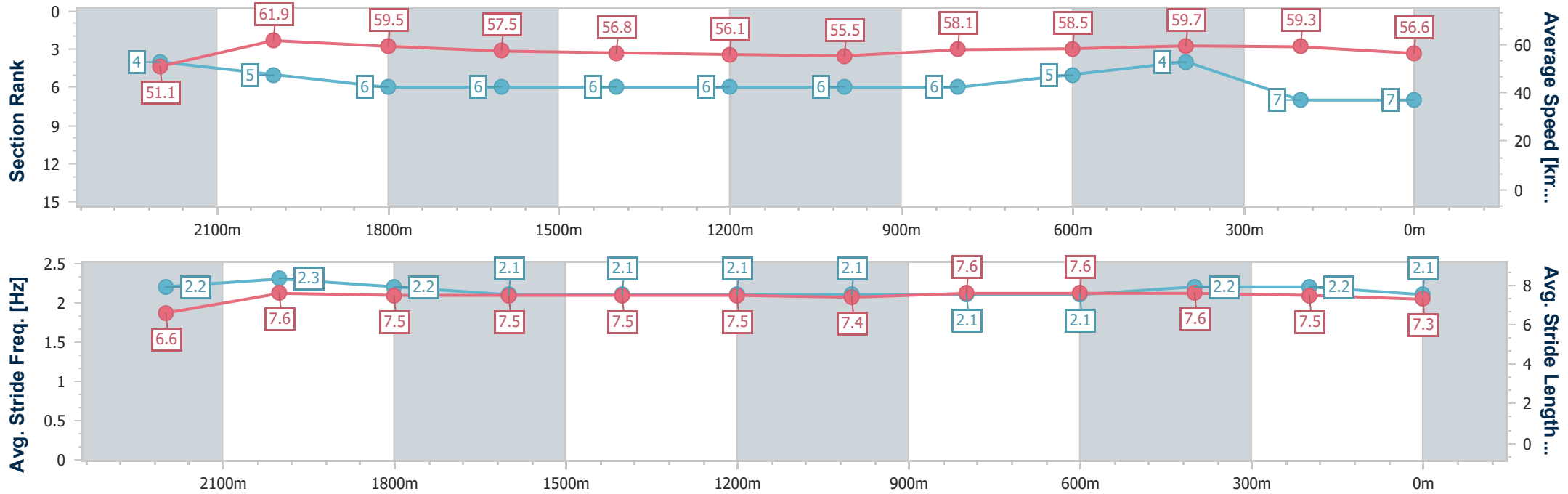
16 March 2024 - 13:24

Track Rating: Good 4, Weather: Fine, Rail Position: +0.5m Entire



BRISBANE
RACING CLUB

| Section | Overall | 2200m | 2000m | 1800m | 1600m | 1400m | 1200m | 1000m | 800m | 600m | 400m | 200m |
|------------------------|--------------------------|--------------------------|--------------------------|--------------------------|--------------------------|--------------------------|--------------------------|--------------------------|--------------------------|--------------------------|--------------------------|--------------------------|
| Section Times | 2:31.33 [7] (0:14.07) | 2:17.26 [4] (0:11.64) | 2:05.62 [5] (0:12.13) | 1:53.49 [6] (0:12.62) | 1:40.87 [6] (0:12.82) | 1:28.05 [6] (0:12.87) | 1:15.18 [6] (0:12.99) | 1:02.19 [6] (0:12.59) | 0:49.60 [6] (0:12.41) | 0:37.19 [5] (0:12.23) | 0:24.96 [4] (0:12.15) | 0:12.81 [7] (0:12.81) |
| Average Speed [km/h] | 51.1 | 61.9 | 59.5 | 57.5 | 56.8 | 56.1 | 55.5 | 58.1 | 58.5 | 59.7 | 59.3 | 56.6 |
| Top Speed [km/h] | 61.8 | 62.5 | 61.2 | 58.5 | 57.6 | 56.6 | 55.8 | 59.3 | 59.2 | 60.3 | 60.8 | 57.1 |
| Avg. Dist. to Rail [m] | 2.8 | 1.7 | 0.4 | 1.8 | 2.8 | 2.9 | 3.4 | 2.6 | 2.3 | 2.7 | 4.3 | 4.8 |
| Avg. Stride Freq. [Hz] | 2.2 | 2.3 | 2.2 | 2.1 | 2.1 | 2.1 | 2.1 | 2.1 | 2.1 | 2.2 | 2.2 | 2.1 |
| Avg. Stride Length [m] | 6.6 | 7.6 | 7.5 | 7.5 | 7.5 | 7.5 | 7.4 | 7.6 | 7.6 | 7.6 | 7.5 | 7.3 |



- [] Ranking at each section and finish
- .-.- No data available at this section
- NA No data available



| | |
|--------------------------------|-----------------|
| Horse/Jockey Name | Phoenix Flyer |
| Final Rank | 8 |
| Fastest Section Time (Section) | 0:11.60 (2200m) |
| Top Speed [km/h] (Section) | 63.0 (2200m) |
| Race State | Finished |



Eagle Farm QLD Professional
Race 4: SENQ 693AM PAT & HEALS FOR BREAKFAST
BENCHMARK 78 Handicap - 2400m

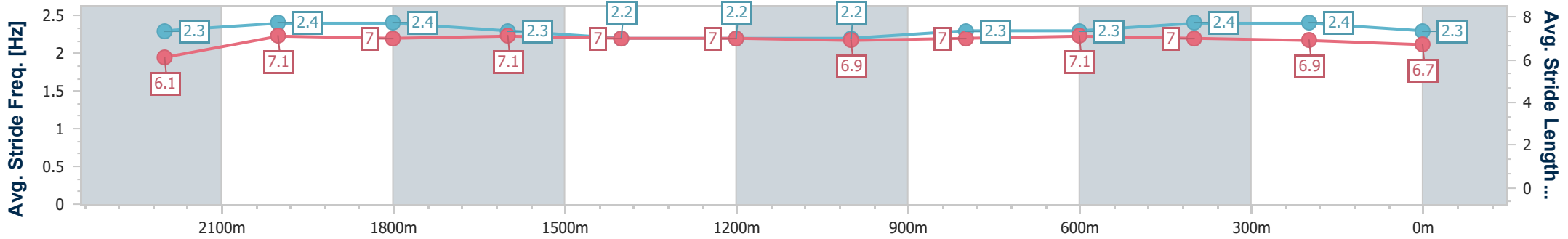
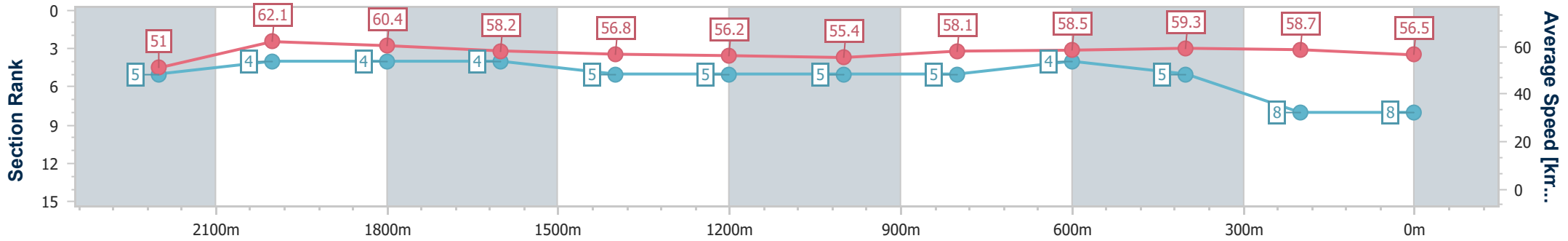
16 March 2024 - 13:24

Track Rating: Good 4, Weather: Fine, Rail Position: +0.5m Entire



BRISBANE
RACING CLUB

| Section | Overall | 2200m | 2000m | 1800m | 1600m | 1400m | 1200m | 1000m | 800m | 600m | 400m | 200m |
|------------------------|--------------------------|--------------------------|--------------------------|--------------------------|--------------------------|--------------------------|--------------------------|--------------------------|--------------------------|--------------------------|--------------------------|--------------------------|
| Section Times | 2:31.54 [8] (0:14.11) | 2:17.43 [5] (0:11.60) | 2:05.83 [4] (0:12.01) | 1:53.82 [4] (0:12.57) | 1:41.25 [4] (0:12.87) | 1:28.38 [5] (0:12.82) | 1:15.56 [5] (0:13.03) | 1:02.53 [5] (0:12.62) | 0:49.91 [5] (0:12.50) | 0:37.41 [4] (0:12.32) | 0:25.09 [5] (0:12.25) | 0:12.84 [8] (0:12.84) |
| Average Speed [km/h] | 51.0 | 62.1 | 60.4 | 58.2 | 56.8 | 56.2 | 55.4 | 58.1 | 58.5 | 59.3 | 58.7 | 56.5 |
| Top Speed [km/h] | 61.7 | 63.0 | 61.6 | 59.7 | 57.3 | 57.1 | 56.0 | 59.8 | 59.5 | 60.2 | 60.5 | 58.1 |
| Avg. Dist. to Rail [m] | 3.3 | 2.3 | 1.1 | 3.0 | 3.9 | 3.4 | 3.5 | 3.1 | 3.5 | 3.4 | 6.4 | 7.4 |
| Avg. Stride Freq. [Hz] | 2.3 | 2.4 | 2.4 | 2.3 | 2.2 | 2.2 | 2.2 | 2.3 | 2.3 | 2.4 | 2.4 | 2.3 |
| Avg. Stride Length [m] | 6.1 | 7.1 | 7.0 | 7.1 | 7.0 | 7.0 | 6.9 | 7.0 | 7.1 | 7.0 | 6.9 | 6.7 |



- [] Ranking at each section and finish
- .-.- No data available at this section
- NA No data available



| | |
|--------------------------------|-----------------|
| Horse/Jockey Name | Harbelle |
| Final Rank | 9 |
| Fastest Section Time (Section) | 0:11.95 (2200m) |
| Top Speed [km/h] (Section) | 62.1 (2200m) |
| Race State | Finished |



Eagle Farm QLD Professional
Race 4: SENQ 693AM PAT & HEALS FOR BREAKFAST
BENCHMARK 78 Handicap - 2400m

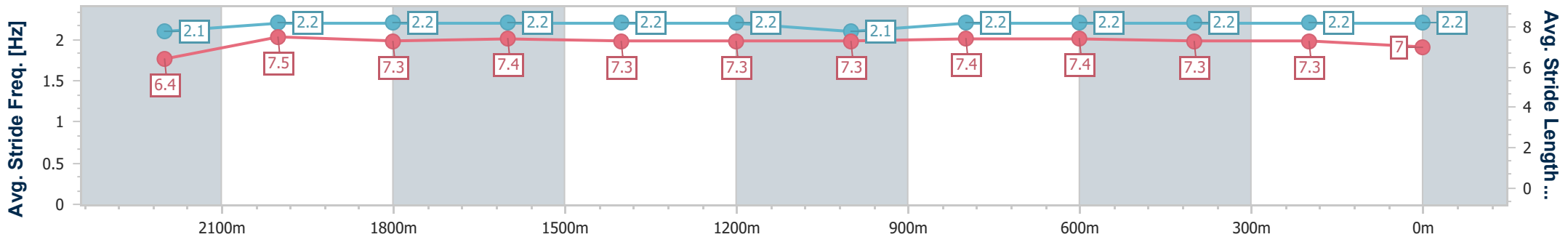
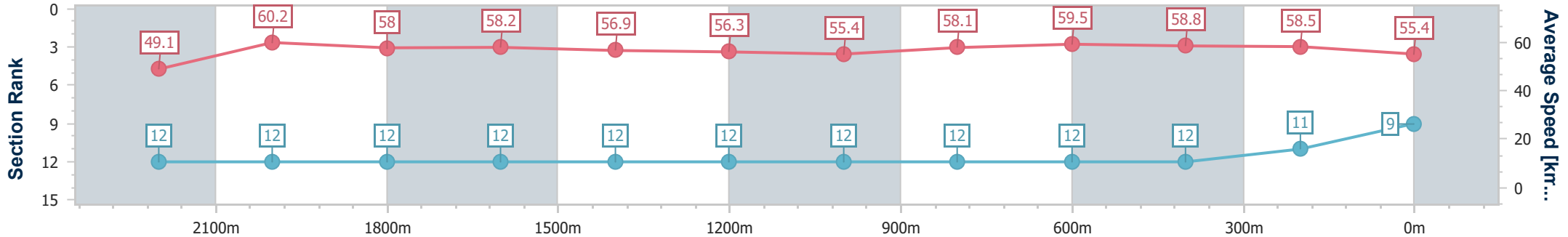
16 March 2024 - 13:24

Track Rating: Good 4, Weather: Fine, Rail Position: +0.5m Entire



BRISBANE
RACING CLUB

| Section | Overall | 2200m | 2000m | 1800m | 1600m | 1400m | 1200m | 1000m | 800m | 600m | 400m | 200m |
|------------------------|--------------------------|---------------------------|---------------------------|---------------------------|---------------------------|---------------------------|---------------------------|---------------------------|---------------------------|---------------------------|---------------------------|---------------------------|
| Section Times | 2:32.47 [9] (0:14.72) | 2:17.75 [12] (0:11.95) | 2:05.80 [12] (0:12.37) | 1:53.43 [12] (0:12.51) | 1:40.92 [12] (0:12.79) | 1:28.13 [12] (0:12.83) | 1:15.30 [12] (0:13.00) | 1:02.30 [12] (0:12.39) | 0:49.91 [12] (0:12.14) | 0:37.77 [12] (0:12.38) | 0:25.39 [12] (0:12.31) | 0:13.08 [11] (0:13.08) |
| Average Speed [km/h] | 49.1 | 60.2 | 58.0 | 58.2 | 56.9 | 56.3 | 55.4 | 58.1 | 59.5 | 58.8 | 58.5 | 55.4 |
| Top Speed [km/h] | 61.6 | 62.1 | 58.9 | 58.8 | 57.9 | 57.2 | 56.6 | 60.9 | 60.7 | 59.7 | 59.7 | 57.3 |
| Avg. Dist. to Rail [m] | 6.0 | 1.0 | 0.6 | 2.0 | 3.0 | 2.2 | 1.4 | 0.3 | 0.7 | 2.3 | 6.6 | 7.7 |
| Avg. Stride Freq. [Hz] | 2.1 | 2.2 | 2.2 | 2.2 | 2.2 | 2.2 | 2.1 | 2.2 | 2.2 | 2.2 | 2.2 | 2.2 |
| Avg. Stride Length [m] | 6.4 | 7.5 | 7.3 | 7.4 | 7.3 | 7.3 | 7.3 | 7.4 | 7.4 | 7.3 | 7.3 | 7.0 |



- [] Ranking at each section and finish
- .-.- No data available at this section
- NA No data available



| | |
|--------------------------------|------------------|
| Horse/Jockey Name | Oakfield Wallaby |
| Final Rank | 10 |
| Fastest Section Time (Section) | 0:11.77 (2200m) |
| Top Speed [km/h] (Section) | 62.8 (Overall) |
| Race State | Finished |



Eagle Farm QLD Professional
 Race 4: SENQ 693AM PAT & HEALS FOR BREAKFAST
 BENCHMARK 78 Handicap - 2400m

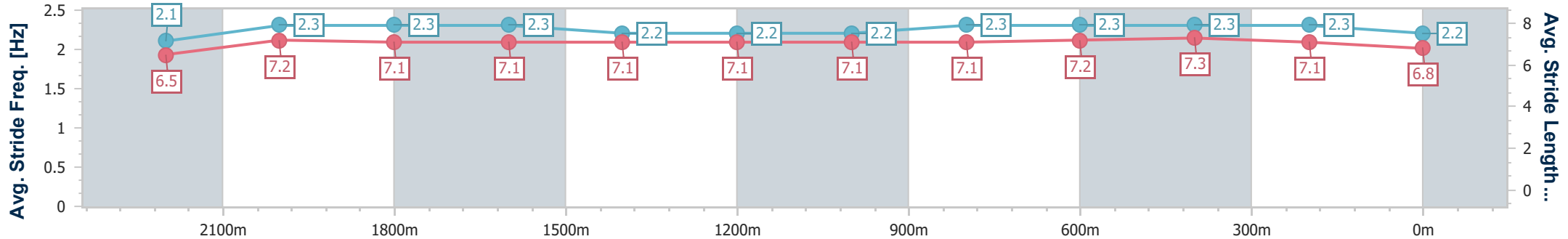
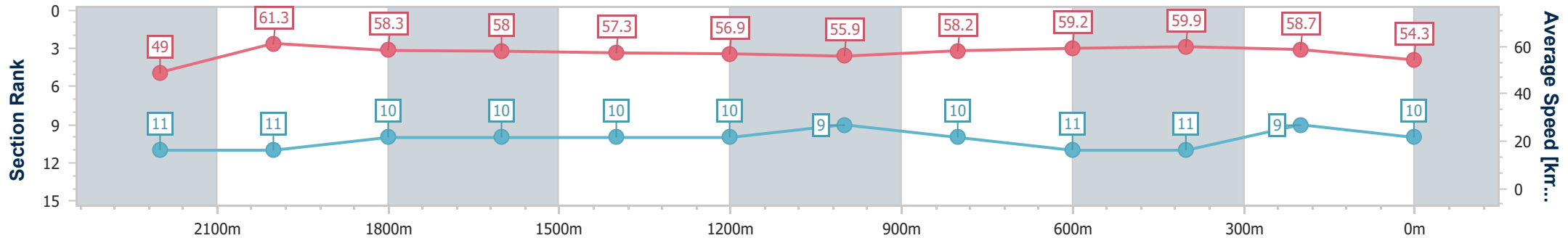
16 March 2024 - 13:24

Track Rating: Good 4, Weather: Fine, Rail Position: +0.5m Entire



BRISBANE
RACING CLUB

| Section | Overall | 2200m | 2000m | 1800m | 1600m | 1400m | 1200m | 1000m | 800m | 600m | 400m | 200m |
|------------------------|---------------------------|---------------------------|---------------------------|---------------------------|---------------------------|---------------------------|---------------------------|--------------------------|---------------------------|---------------------------|---------------------------|--------------------------|
| Section Times | 2:32.48 [10] (0:14.70) | 2:17.78 [11] (0:11.77) | 2:06.01 [11] (0:12.27) | 1:53.74 [10] (0:12.55) | 1:41.19 [10] (0:12.74) | 1:28.45 [10] (0:12.70) | 1:15.75 [10] (0:12.90) | 1:02.85 [9] (0:12.48) | 0:50.37 [10] (0:12.42) | 0:37.95 [11] (0:12.34) | 0:25.61 [11] (0:12.29) | 0:13.32 [9] (0:13.32) |
| Average Speed [km/h] | 49.0 | 61.3 | 58.3 | 58.0 | 57.3 | 56.9 | 55.9 | 58.2 | 59.2 | 59.9 | 58.7 | 54.3 |
| Top Speed [km/h] | 62.8 | 62.5 | 59.6 | 58.8 | 57.7 | 58.1 | 56.6 | 60.7 | 60.3 | 60.8 | 59.9 | 57.7 |
| Avg. Dist. to Rail [m] | 4.7 | 0.6 | 1.1 | 2.1 | 3.8 | 3.0 | 2.4 | 2.1 | 4.3 | 5.1 | 7.4 | 7.0 |
| Avg. Stride Freq. [Hz] | 2.1 | 2.3 | 2.3 | 2.3 | 2.2 | 2.2 | 2.2 | 2.3 | 2.3 | 2.3 | 2.3 | 2.2 |
| Avg. Stride Length [m] | 6.5 | 7.2 | 7.1 | 7.1 | 7.1 | 7.1 | 7.1 | 7.1 | 7.2 | 7.3 | 7.1 | 6.8 |



- [] Ranking at each section and finish
- .-.- No data available at this section
- NA No data available



| | |
|--------------------------------|-----------------|
| Horse/Jockey Name | Contribution |
| Final Rank | 11 |
| Fastest Section Time (Section) | 0:11.42 (2200m) |
| Top Speed [km/h] (Section) | 64.1 (2200m) |
| Race State | Finished |



Eagle Farm QLD Professional
Race 4: SENQ 693AM PAT & HEALS FOR BREAKFAST
BENCHMARK 78 Handicap - 2400m

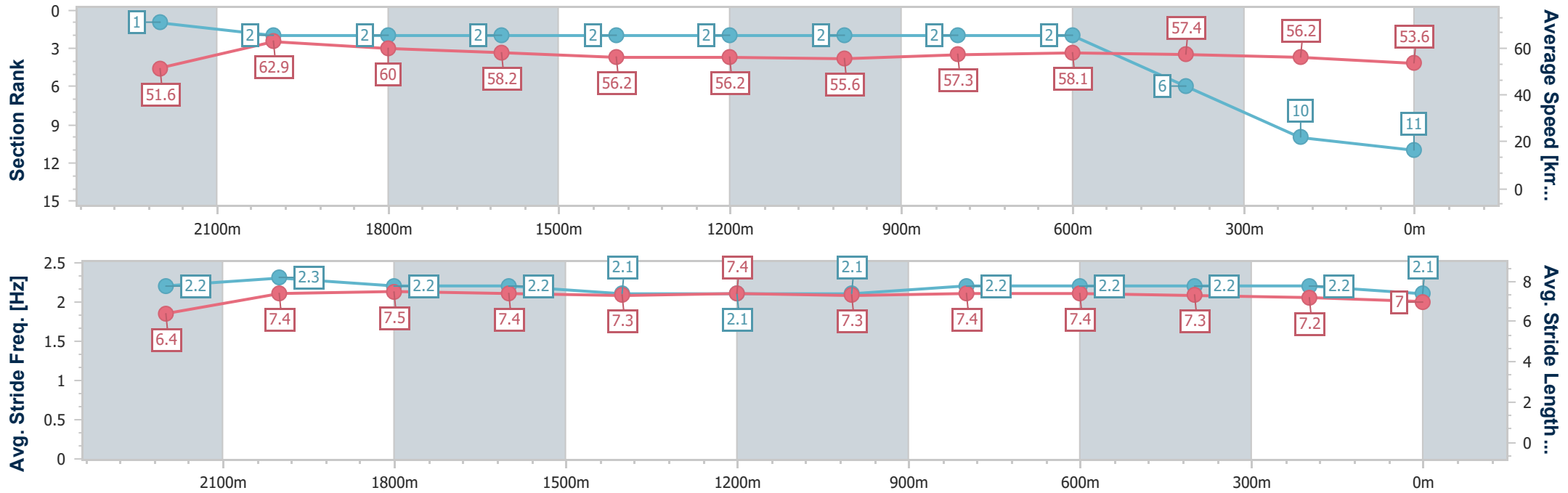
16 March 2024 - 13:24

Track Rating: Good 4, Weather: Fine, Rail Position: +0.5m Entire



BRISBANE
RACING CLUB

| Section | Overall | 2200m | 2000m | 1800m | 1600m | 1400m | 1200m | 1000m | 800m | 600m | 400m | 200m |
|------------------------|---------------------------|--------------------------|--------------------------|--------------------------|--------------------------|--------------------------|--------------------------|--------------------------|--------------------------|--------------------------|--------------------------|---------------------------|
| Section Times | 2:32.80 [11] (0:13.96) | 2:18.84 [1] (0:11.42) | 2:07.42 [2] (0:11.97) | 1:55.45 [2] (0:12.49) | 1:42.96 [2] (0:12.94) | 1:30.02 [2] (0:12.85) | 1:17.17 [2] (0:12.97) | 1:04.20 [2] (0:12.68) | 0:51.52 [2] (0:12.49) | 0:39.03 [2] (0:12.72) | 0:26.31 [6] (0:12.80) | 0:13.51 [10] (0:13.51) |
| Average Speed [km/h] | 51.6 | 62.9 | 60.0 | 58.2 | 56.2 | 56.2 | 55.6 | 57.3 | 58.1 | 57.4 | 56.2 | 53.6 |
| Top Speed [km/h] | 63.2 | 64.1 | 61.4 | 60.1 | 57.5 | 56.9 | 57.3 | 58.1 | 58.6 | 58.1 | 57.6 | 55.0 |
| Avg. Dist. to Rail [m] | 1.3 | 0.5 | 1.1 | 1.9 | 3.6 | 3.4 | 3.2 | 2.0 | 1.5 | 2.4 | 5.0 | 5.7 |
| Avg. Stride Freq. [Hz] | 2.2 | 2.3 | 2.2 | 2.2 | 2.1 | 2.1 | 2.1 | 2.2 | 2.2 | 2.2 | 2.2 | 2.1 |
| Avg. Stride Length [m] | 6.4 | 7.4 | 7.5 | 7.4 | 7.3 | 7.4 | 7.3 | 7.4 | 7.4 | 7.3 | 7.2 | 7.0 |



- [] Ranking at each section and finish
- .-.- No data available at this section
- NA No data available



| | |
|--------------------------------|-----------------|
| Horse/Jockey Name | Flash Prince |
| Final Rank | 12 |
| Fastest Section Time (Section) | 0:11.74 (2200m) |
| Top Speed [km/h] (Section) | 62.7 (2200m) |
| Race State | Finished |



Eagle Farm QLD Professional
Race 4: SENQ 693AM PAT & HEALS FOR BREAKFAST
BENCHMARK 78 Handicap - 2400m

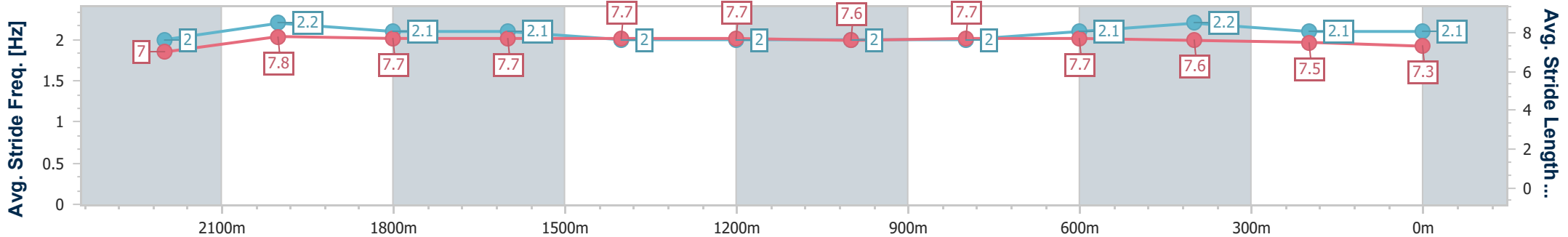
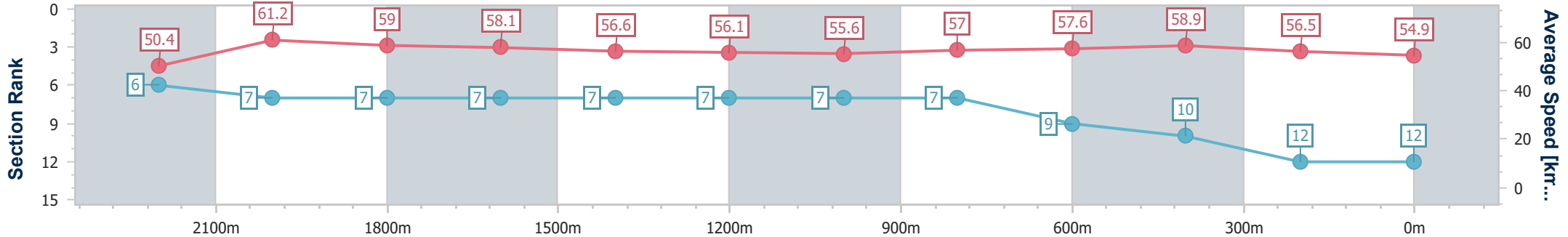
16 March 2024 - 13:24

Track Rating: Good 4, Weather: Fine, Rail Position: +0.5m Entire



BRISBANE
RACING CLUB

| Section | Overall | 2200m | 2000m | 1800m | 1600m | 1400m | 1200m | 1000m | 800m | 600m | 400m | 200m |
|------------------------|---------------------------|--------------------------|--------------------------|--------------------------|--------------------------|--------------------------|--------------------------|--------------------------|--------------------------|--------------------------|---------------------------|---------------------------|
| Section Times | 2:32.80 [12] (0:14.28) | 2:18.52 [6] (0:11.74) | 2:06.78 [7] (0:12.25) | 1:54.53 [7] (0:12.43) | 1:42.10 [7] (0:12.79) | 1:29.31 [7] (0:12.87) | 1:16.44 [7] (0:12.93) | 1:03.51 [7] (0:12.69) | 0:50.82 [7] (0:12.51) | 0:38.31 [9] (0:12.34) | 0:25.97 [10] (0:12.75) | 0:13.22 [12] (0:13.22) |
| Average Speed [km/h] | 50.4 | 61.2 | 59.0 | 58.1 | 56.6 | 56.1 | 55.6 | 57.0 | 57.6 | 58.9 | 56.5 | 54.9 |
| Top Speed [km/h] | 62.7 | 62.7 | 59.6 | 59.4 | 57.1 | 56.5 | 56.0 | 58.1 | 58.6 | 59.7 | 58.7 | 55.7 |
| Avg. Dist. to Rail [m] | 4.2 | 1.8 | 0.4 | 1.0 | 1.3 | 1.2 | 1.6 | 0.4 | 0.7 | 1.7 | 2.4 | 3.7 |
| Avg. Stride Freq. [Hz] | 2.0 | 2.2 | 2.1 | 2.1 | 2.0 | 2.0 | 2.0 | 2.0 | 2.1 | 2.2 | 2.1 | 2.1 |
| Avg. Stride Length [m] | 7.0 | 7.8 | 7.7 | 7.7 | 7.7 | 7.7 | 7.6 | 7.7 | 7.7 | 7.6 | 7.5 | 7.3 |



- [] Ranking at each section and finish
- .-.- No data available at this section
- NA No data available



| | |
|--------------------------------|-----------------|
| Horse/Jockey Name | Boston Of Tuffy |
| Final Rank | 13 |
| Fastest Section Time (Section) | 0:11.44 (2200m) |
| Top Speed [km/h] (Section) | 63.9 (2200m) |
| Race State | Finished |



Eagle Farm QLD Professional
Race 4: SENQ 693AM PAT & HEALS FOR BREAKFAST
BENCHMARK 78 Handicap - 2400m

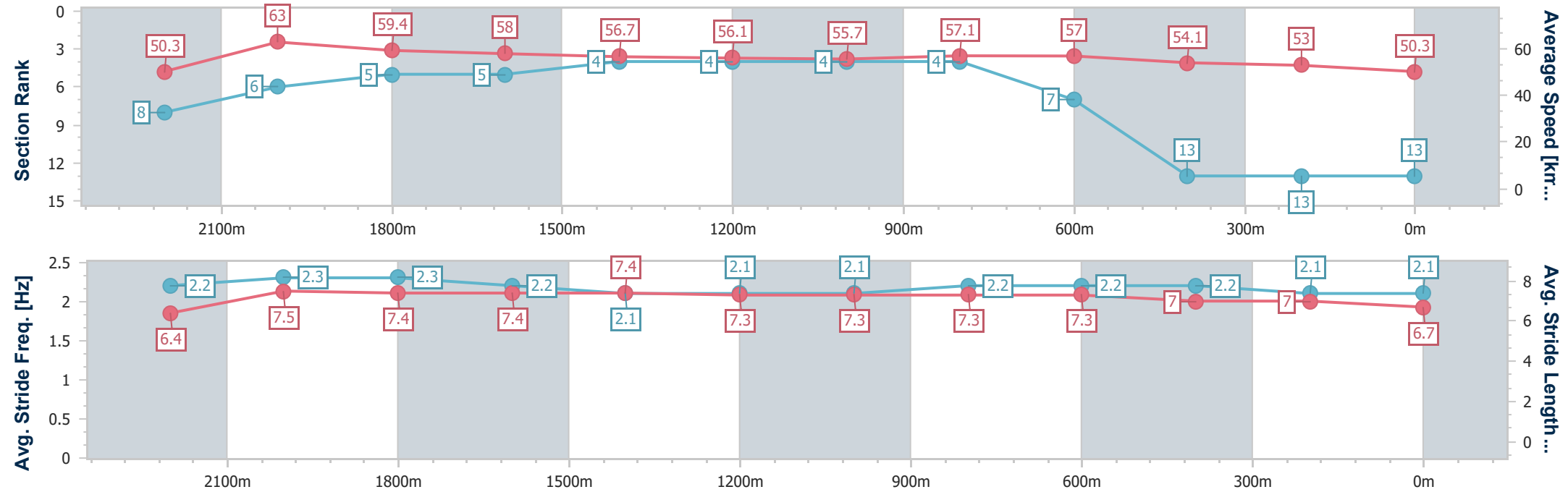
16 March 2024 - 13:24

Track Rating: Good 4, Weather: Fine, Rail Position: +0.5m Entire



BRISBANE
RACING CLUB

| Section | Overall | 2200m | 2000m | 1800m | 1600m | 1400m | 1200m | 1000m | 800m | 600m | 400m | 200m |
|------------------------|---------------------------|--------------------------|--------------------------|--------------------------|--------------------------|--------------------------|--------------------------|--------------------------|--------------------------|--------------------------|---------------------------|---------------------------|
| Section Times | 2:35.59 [13] (0:14.34) | 2:21.25 [8] (0:11.44) | 2:09.81 [6] (0:12.03) | 1:57.78 [5] (0:12.50) | 1:45.28 [5] (0:12.81) | 1:32.47 [4] (0:12.85) | 1:19.62 [4] (0:12.92) | 1:06.70 [4] (0:12.72) | 0:53.98 [4] (0:12.63) | 0:41.35 [7] (0:13.34) | 0:28.01 [13] (0:13.58) | 0:14.43 [13] (0:14.43) |
| Average Speed [km/h] | 50.3 | 63.0 | 59.4 | 58.0 | 56.7 | 56.1 | 55.7 | 57.1 | 57.0 | 54.1 | 53.0 | 50.3 |
| Top Speed [km/h] | 63.9 | 63.9 | 61.4 | 59.1 | 57.3 | 56.6 | 56.8 | 57.8 | 57.7 | 56.3 | 53.8 | 53.5 |
| Avg. Dist. to Rail [m] | 2.1 | 0.3 | 0.9 | 1.3 | 2.3 | 1.9 | 2.3 | 1.5 | 0.8 | 0.6 | 3.7 | 4.1 |
| Avg. Stride Freq. [Hz] | 2.2 | 2.3 | 2.3 | 2.2 | 2.1 | 2.1 | 2.1 | 2.2 | 2.2 | 2.2 | 2.1 | 2.1 |
| Avg. Stride Length [m] | 6.4 | 7.5 | 7.4 | 7.4 | 7.4 | 7.3 | 7.3 | 7.3 | 7.3 | 7.0 | 7.0 | 6.7 |



- [] Ranking at each section and finish
- .-.- No data available at this section
- NA No data available



Eagle Farm QLD Professional

Race 5: MOREE DESPERATES Class 6 Handicap - 1400m

16 March 2024 - 13:59



BRISBANE
RACING CLUB

Track Rating: Good 4, Weather: Fine, Rail Position: +0.5m Entire

| Section | Overall | | | | | | 1200m | | 1000m | | 800m | | 600m | | 400m | | Last 600m | |
|-------------|----------------------|--|---------|------------------|------------------|--------------------------|--------------------------|--------------------------|--------------------------|--------------------------|--------------------------|------------|----------------------|--|----------------------|--|-----------|--|
| Field Times | 1:24.31 (0:13.98) | | | | | | 1:10.33 (0:11.67) | | 0:58.66 (0:12.07) | | 0:46.59 (0:11.86) | | 0:34.73 (0:11.53) | | 0:23.20 (0:11.32) | | 0:34.73 | |
| Rank | TAB | Horse/Jockey | Barrier | Top Speed [km/h] | Fastest Section | Distance Travelled [m] | | | | | | | | | | | | |
| 1 | 7 | THE DROVER Nikita Beriman | 7 | 65.7 400m | 0:11.27 400m | 1:24.31 [1] (0:14.19) | 1:10.12 [3] (0:11.66) | 0:58.46 [3] (0:12.03) | 0:46.43 [2] (0:11.70) | 0:34.73 [2] (0:11.58) | 0:23.15 [2] (0:11.27) | 0:34.73 | | | | | | |
| 2 | 4 | TRIBECA STAR Ryan Maloney | 4 | 66.1 400m | 0:11.07 400m | 1:24.51 [2] (0:14.61) | 1:09.90 [7] (0:11.69) | 0:58.21 [6] (0:12.11) | 0:46.10 [6] (0:11.72) | 0:34.38 [7] (0:11.43) | 0:22.95 [6] (0:11.07) | 0:34.38 +2 | | | | | | |
| 3 | 6 | HE'S HEAVEN Kirk Matheson | 6 | 64.5 400m | 0:11.43 400m | 1:24.86 [3] (0:14.09) | 1:10.77 [2] (0:11.66) | 0:59.11 [2] (0:12.15) | 0:46.96 [3] (0:11.68) | 0:35.28 [1] (0:11.53) | 0:23.75 [1] (0:11.43) | 0:35.28 -2 | | | | | | |
| 4 | 2 | SOLAR APEX Justin Huxtable | 2 | 65.8 400m | 0:11.22 400m | 1:24.87 [4] (0:14.61) | 1:10.26 [6] (0:11.74) | 0:58.52 [7] (0:12.12) | 0:46.40 [7] (0:11.61) | 0:34.79 [6] (0:11.52) | 0:23.27 [7] (0:11.22) | 0:34.79 -3 | | | | | | |
| 5 | 1 | RAINBOW CONNECTION James Orman | 1 | 65.5 400m | 0:11.27 400m | 1:25.01 [5] (0:14.37) | 1:10.64 [5] (0:11.63) | 0:59.01 [4] (0:12.14) | 0:46.87 [4] (0:11.74) | 0:35.13 [4] (0:11.51) | 0:23.62 [4] (0:11.27) | 0:35.13 +0 | | | | | | |
| 6 | 9 | RATIONS Damien Thornton | 9 | 64.8 400m | 0:11.36 400m | 1:25.02 [6] (0:14.34) | 1:10.68 [4] (0:11.74) | 0:58.94 [5] (0:12.15) | 0:46.79 [5] (0:11.67) | 0:35.12 [5] (0:11.56) | 0:23.56 [5] (0:11.36) | 0:35.12 -6 | | | | | | |
| 7 | 5 | BRENTWOOD Angela Jones | 5 | 63.8 600m | 0:11.67 1200m | 1:26.43 [7] (0:13.98) | 1:12.45 [1] (0:11.67) | 1:00.78 [1] (0:12.07) | 0:48.71 [1] (0:11.91) | 0:36.80 [3] (0:11.69) | 0:25.11 [3] (0:11.91) | 0:36.80 +0 | | | | | | |

Scratched: Enuff He Said (#8), Hyde (#3)

[] Ranking at each section and finish
 -:-:- No data available at this section
 NA No data available

SCN Saddle cloth number
 DNF Did not finish
 DNT Did not track



Eagle Farm QLD Professional

Race 5: MOREE DESPERATES Class 6 Handicap - 1400m

16 March 2024 - 13:59



BRISBANE
RACING CLUB

Track Rating: Good 4, Weather: Fine, Rail Position: +0.5m Entire

| Section | | | | | | | 200m | | | Last 600m |
|-------------|-----|--|---------|------------------|------------------|--------------------------|-----------|--|------------------------|-----------|
| Field Times | | | | | | | 0:11.88 | | | 0:34.73 |
| | | | | | | | (0:11.88) | | | |
| Rank | TAB | Horse/Jockey | Barrier | Top Speed [km/h] | Fastest Section | Margin | | | Distance Travelled [m] | |
| 1 | 7 | THE DROVER Nikita Beriman | 7 | 65.7 400m | 0:11.27 400m | 0:11.88 [1] (0:11.88) | 1:24.31 | | 0:34.73 | |
| 2 | 4 | TRIBECA STAR Ryan Maloney | 4 | 66.1 400m | 0:11.07 400m | 0:11.88 [3] (0:11.88) | 1.16L | | 0:34.38 +2 | |
| 3 | 6 | HE'S HEAVEN Kirk Matheson | 6 | 64.5 400m | 0:11.43 400m | 0:12.32 [2] (0:12.32) | 3.23L | | 0:35.28 -2 | |
| 4 | 2 | SOLAR APEX Justin Huxtable | 2 | 65.8 400m | 0:11.22 400m | 0:12.05 [5] (0:12.05) | 3.3L | | 0:34.79 -3 | |
| 5 | 1 | RAINBOW CONNECTION James Orman | 1 | 65.5 400m | 0:11.27 400m | 0:12.35 [4] (0:12.35) | 4.12L | | 0:35.13 +0 | |
| 6 | 9 | RATIONS Damien Thornton | 9 | 64.8 400m | 0:11.36 400m | 0:12.20 [6] (0:12.20) | 4.13L | | 0:35.12 -6 | |
| 7 | 5 | BRENTWOOD Angela Jones | 5 | 63.8 600m | 0:11.67 1200m | 0:13.20 [7] (0:13.20) | 12.47L | | 0:36.80 +0 | |

Scratched: Enuff He Said (#8), Hyde (#3)



| | |
|--------------------------------|----------------|
| Horse/Jockey Name | The Drover |
| Final Rank | 1 |
| Fastest Section Time (Section) | 0:11.27 (400m) |
| Top Speed [km/h] (Section) | 65.7 (400m) |
| Race State | Finished |



Eagle Farm QLD Professional

Race 5: MOREE DESPERATES Class 6 Handicap - 1400m

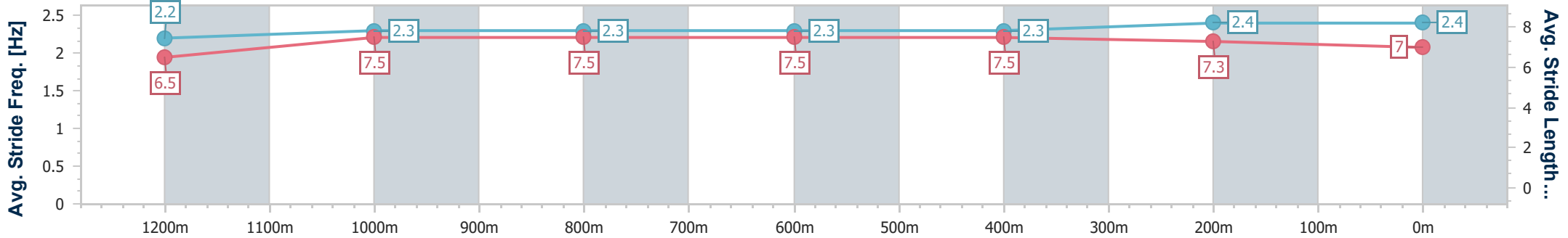
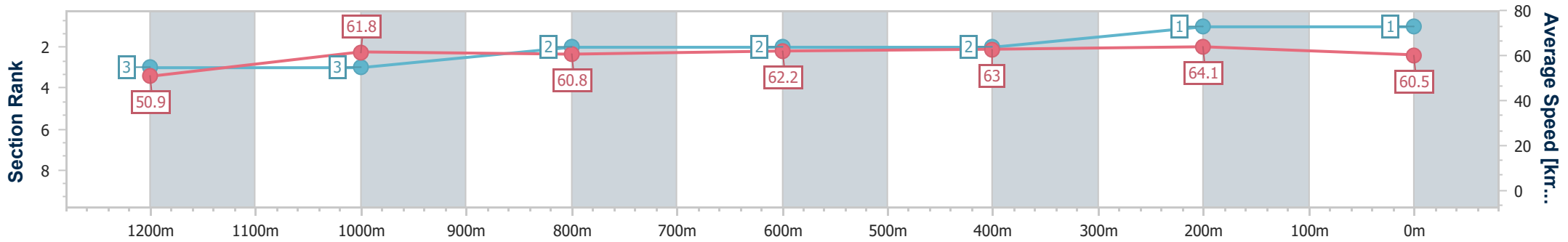
16 March 2024 - 13:59

Track Rating: Good 4, Weather: Fine, Rail Position: +0.5m Entire



BRISBANE RACING CLUB

| Section | Overall | 1200m | 1000m | 800m | 600m | 400m | 200m |
|------------------------|--------------------------|--------------------------|--------------------------|--------------------------|--------------------------|--------------------------|--------------------------|
| Section Times | 1:24.31 [1] (0:14.19) | 1:10.12 [3] (0:11.66) | 0:58.46 [3] (0:12.03) | 0:46.43 [2] (0:11.70) | 0:34.73 [2] (0:11.58) | 0:23.15 [2] (0:11.27) | 0:11.88 [1] (0:11.88) |
| Average Speed [km/h] | 50.9 | 61.8 | 60.8 | 62.2 | 63.0 | 64.1 | 60.5 |
| Top Speed [km/h] | 62.2 | 63.0 | 61.8 | 62.7 | 64.4 | 65.7 | 63.1 |
| Avg. Dist. to Rail [m] | 6.2 | 4.3 | 2.9 | 2.2 | 3.2 | 6.6 | 7.6 |
| Avg. Stride Freq. [Hz] | 2.2 | 2.3 | 2.3 | 2.3 | 2.3 | 2.4 | 2.4 |
| Avg. Stride Length [m] | 6.5 | 7.5 | 7.5 | 7.5 | 7.5 | 7.3 | 7.0 |



- [] Ranking at each section and finish
- .-.- No data available at this section
- NA No data available



| | |
|--------------------------------|----------------|
| Horse/Jockey Name | Tribeca Star |
| Final Rank | 2 |
| Fastest Section Time (Section) | 0:11.07 (400m) |
| Top Speed [km/h] (Section) | 66.1 (400m) |
| Race State | Finished |



Eagle Farm QLD Professional

Race 5: MOREE DESPERATES Class 6 Handicap - 1400m

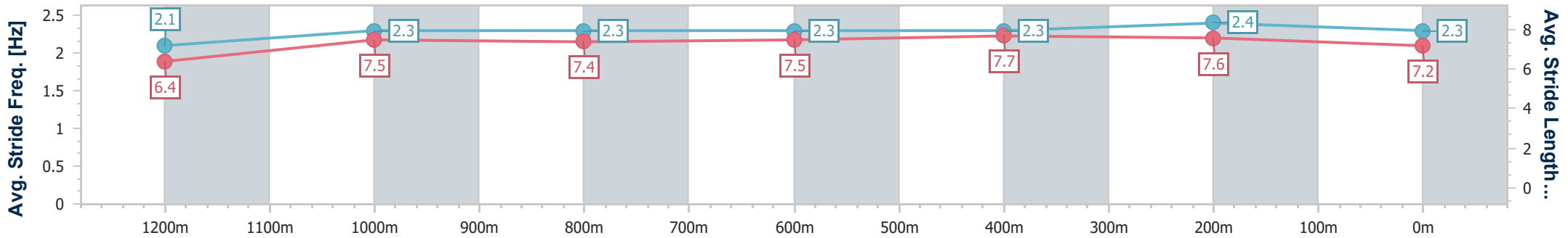
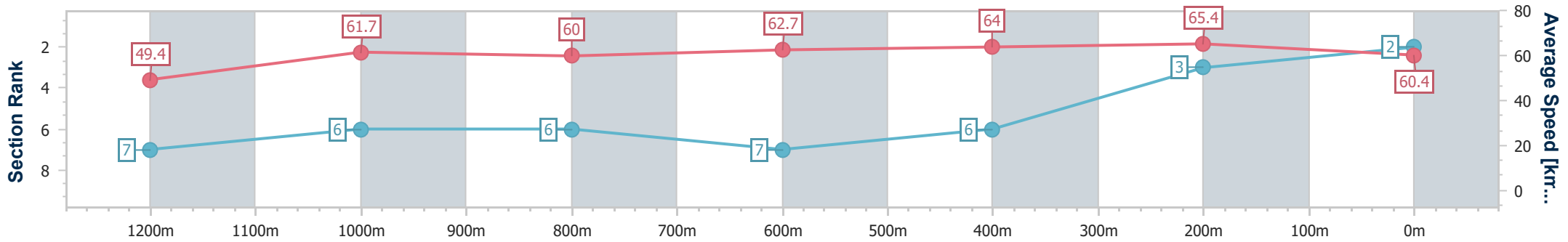
16 March 2024 - 13:59

Track Rating: Good 4, Weather: Fine, Rail Position: +0.5m Entire



BRISBANE RACING CLUB

| Section | Overall | 1200m | 1000m | 800m | 600m | 400m | 200m |
|------------------------|--------------------------|--------------------------|--------------------------|--------------------------|--------------------------|--------------------------|--------------------------|
| Section Times | 1:24.51 [2] (0:14.61) | 1:09.90 [7] (0:11.69) | 0:58.21 [6] (0:12.11) | 0:46.10 [6] (0:11.72) | 0:34.38 [7] (0:11.43) | 0:22.95 [6] (0:11.07) | 0:11.88 [3] (0:11.88) |
| Average Speed [km/h] | 49.4 | 61.7 | 60.0 | 62.7 | 64.0 | 65.4 | 60.4 |
| Top Speed [km/h] | 62.0 | 62.4 | 62.2 | 63.2 | 65.3 | 66.1 | 63.5 |
| Avg. Dist. to Rail [m] | 4.8 | 2.2 | 2.5 | 3.5 | 4.0 | 6.7 | 6.8 |
| Avg. Stride Freq. [Hz] | 2.1 | 2.3 | 2.3 | 2.3 | 2.3 | 2.4 | 2.3 |
| Avg. Stride Length [m] | 6.4 | 7.5 | 7.4 | 7.5 | 7.7 | 7.6 | 7.2 |



- [] Ranking at each section and finish
- .-.- No data available at this section
- NA No data available



| | |
|--------------------------------|----------------|
| Horse/Jockey Name | He's Heaven |
| Final Rank | 3 |
| Fastest Section Time (Section) | 0:11.43 (400m) |
| Top Speed [km/h] (Section) | 64.5 (400m) |
| Race State | Finished |



Eagle Farm QLD Professional

Race 5: MOREE DESPERATES Class 6 Handicap - 1400m

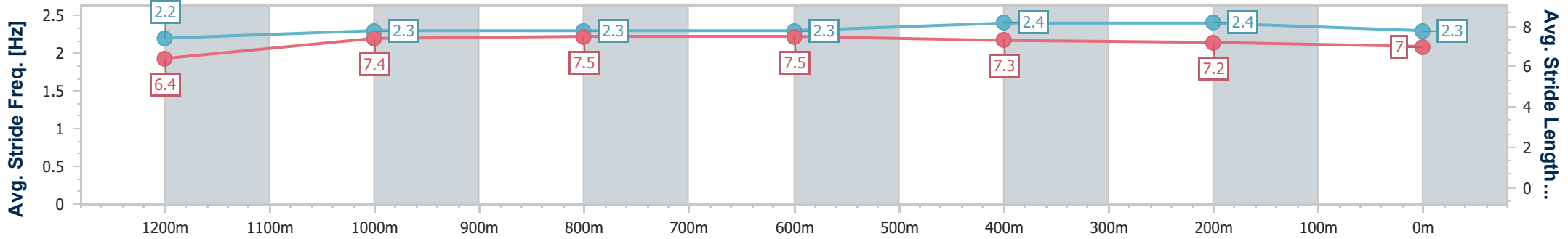
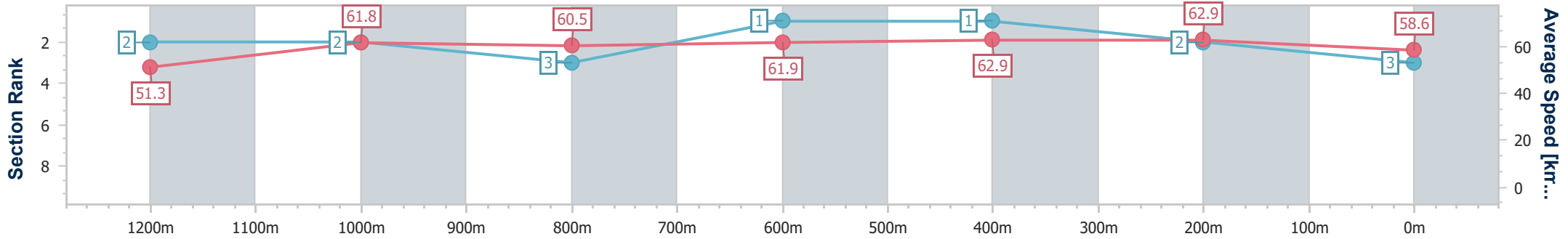
16 March 2024 - 13:59

Track Rating: Good 4, Weather: Fine, Rail Position: +0.5m Entire



BRISBANE RACING CLUB

| Section | Overall | 1200m | 1000m | 800m | 600m | 400m | 200m |
|------------------------|--------------------------|--------------------------|--------------------------|--------------------------|--------------------------|--------------------------|--------------------------|
| Section Times | 1:24.86 [3] (0:14.09) | 1:10.77 [2] (0:11.66) | 0:59.11 [2] (0:12.15) | 0:46.96 [3] (0:11.68) | 0:35.28 [1] (0:11.53) | 0:23.75 [1] (0:11.43) | 0:12.32 [2] (0:12.32) |
| Average Speed [km/h] | 51.3 | 61.8 | 60.5 | 61.9 | 62.9 | 62.9 | 58.6 |
| Top Speed [km/h] | 62.4 | 63.7 | 62.9 | 63.2 | 63.8 | 64.5 | 61.3 |
| Avg. Dist. to Rail [m] | 3.4 | 4.0 | 3.7 | 1.5 | 1.0 | 3.3 | 4.0 |
| Avg. Stride Freq. [Hz] | 2.2 | 2.3 | 2.3 | 2.3 | 2.4 | 2.4 | 2.3 |
| Avg. Stride Length [m] | 6.4 | 7.4 | 7.5 | 7.5 | 7.3 | 7.2 | 7.0 |



- [] Ranking at each section and finish
- .-.- No data available at this section
- NA No data available



| | |
|--------------------------------|----------------|
| Horse/Jockey Name | Solar Apex |
| Final Rank | 4 |
| Fastest Section Time (Section) | 0:11.22 (400m) |
| Top Speed [km/h] (Section) | 65.8 (400m) |
| Race State | Finished |



Eagle Farm QLD Professional

Race 5: MOREE DESPERATES Class 6 Handicap - 1400m

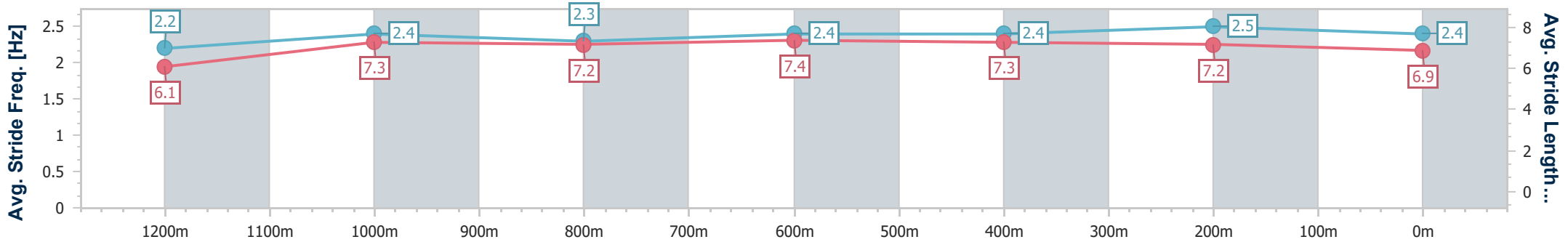
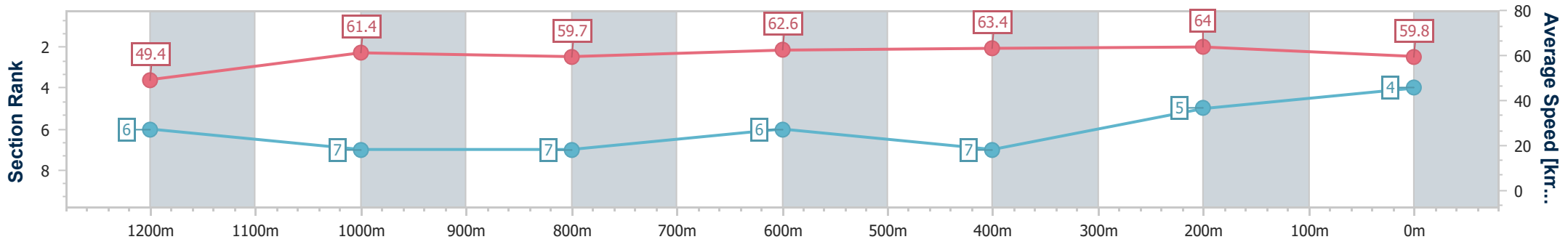
16 March 2024 - 13:59

Track Rating: Good 4, Weather: Fine, Rail Position: +0.5m Entire



BRISBANE RACING CLUB

| Section | Overall | 1200m | 1000m | 800m | 600m | 400m | 200m |
|------------------------|--------------------------|--------------------------|--------------------------|--------------------------|--------------------------|--------------------------|-------------|
| Section Times | 1:24.87 [4] (0:14.61) | 1:10.26 [6] (0:11.74) | 0:58.52 [7] (0:12.12) | 0:46.40 [7] (0:11.61) | 0:34.79 [6] (0:11.52) | 0:23.27 [7] (0:11.22) | 0:12.05 [5] |
| Average Speed [km/h] | 49.4 | 61.4 | 59.7 | 62.6 | 63.4 | 64.0 | 59.8 |
| Top Speed [km/h] | 60.8 | 63.0 | 62.7 | 64.2 | 65.6 | 65.8 | 61.5 |
| Avg. Dist. to Rail [m] | 5.1 | 2.3 | 1.3 | 1.2 | 3.0 | 7.4 | 9.2 |
| Avg. Stride Freq. [Hz] | 2.2 | 2.4 | 2.3 | 2.4 | 2.4 | 2.5 | 2.4 |
| Avg. Stride Length [m] | 6.1 | 7.3 | 7.2 | 7.4 | 7.3 | 7.2 | 6.9 |



- [] Ranking at each section and finish
- .-.- No data available at this section
- NA No data available



| | |
|--------------------------------|--------------------|
| Horse/Jockey Name | Rainbow Connection |
| Final Rank | 5 |
| Fastest Section Time (Section) | 0:11.27 (400m) |
| Top Speed [km/h] (Section) | 65.5 (400m) |
| Race State | Finished |



Eagle Farm QLD Professional

Race 5: MOREE DESPERATES Class 6 Handicap - 1400m

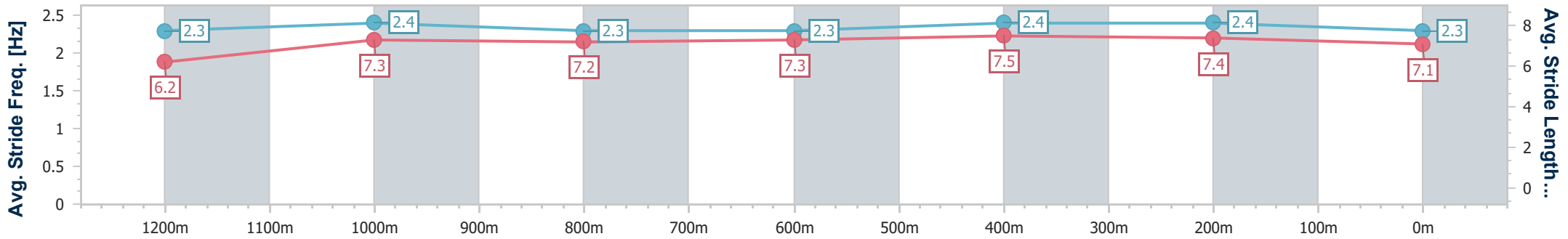
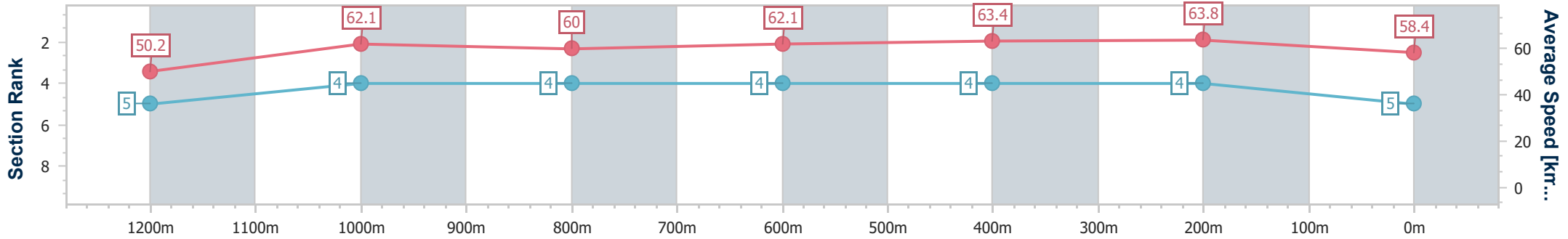
16 March 2024 - 13:59

Track Rating: Good 4, Weather: Fine, Rail Position: +0.5m Entire



BRISBANE RACING CLUB

| Section | Overall | 1200m | 1000m | 800m | 600m | 400m | 200m |
|------------------------|--------------------------|--------------------------|--------------------------|--------------------------|--------------------------|--------------------------|--------------------------|
| Section Times | 1:25.01 [5] (0:14.37) | 1:10.64 [5] (0:11.63) | 0:59.01 [4] (0:12.14) | 0:46.87 [4] (0:11.74) | 0:35.13 [4] (0:11.51) | 0:23.62 [4] (0:11.27) | 0:12.35 [4] (0:12.35) |
| Average Speed [km/h] | 50.2 | 62.1 | 60.0 | 62.1 | 63.4 | 63.8 | 58.4 |
| Top Speed [km/h] | 61.7 | 62.9 | 62.2 | 63.2 | 64.9 | 65.5 | 62.0 |
| Avg. Dist. to Rail [m] | 4.5 | 3.1 | 2.7 | 2.4 | 2.8 | 6.3 | 6.8 |
| Avg. Stride Freq. [Hz] | 2.3 | 2.4 | 2.3 | 2.3 | 2.4 | 2.4 | 2.3 |
| Avg. Stride Length [m] | 6.2 | 7.3 | 7.2 | 7.3 | 7.5 | 7.4 | 7.1 |



- [] Ranking at each section and finish
- .-.- No data available at this section
- NA No data available



| | |
|--------------------------------|----------------|
| Horse/Jockey Name | Rations |
| Final Rank | 6 |
| Fastest Section Time (Section) | 0:11.36 (400m) |
| Top Speed [km/h] (Section) | 64.8 (400m) |
| Race State | Finished |



Eagle Farm QLD Professional

Race 5: MOREE DESPERATES Class 6 Handicap - 1400m

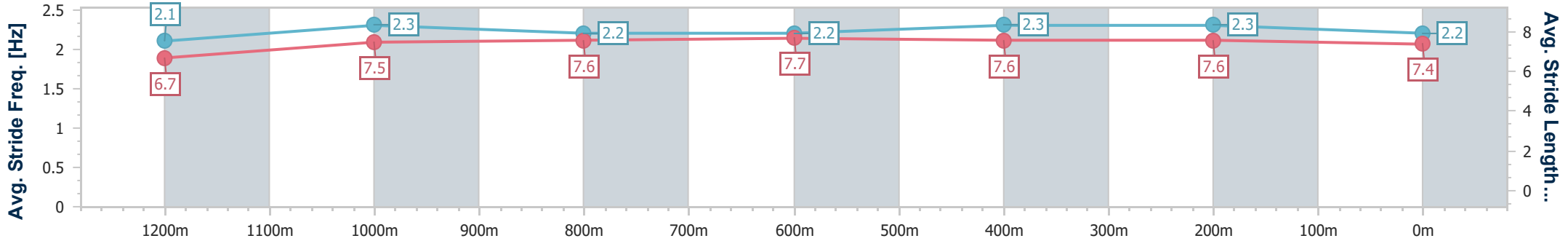
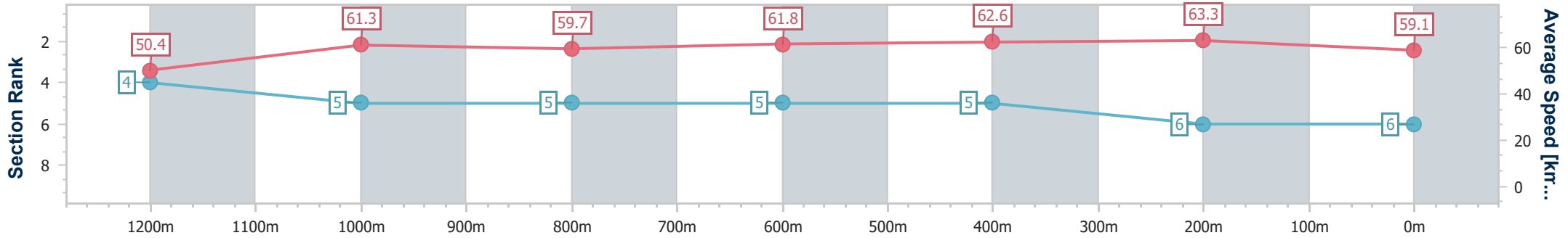
16 March 2024 - 13:59

Track Rating: Good 4, Weather: Fine, Rail Position: +0.5m Entire



BRISBANE RACING CLUB

| Section | Overall | 1200m | 1000m | 800m | 600m | 400m | 200m |
|------------------------|--------------------------|--------------------------|--------------------------|--------------------------|--------------------------|--------------------------|--------------------------|
| Section Times | 1:25.02 [6] (0:14.34) | 1:10.68 [4] (0:11.74) | 0:58.94 [5] (0:12.15) | 0:46.79 [5] (0:11.67) | 0:35.12 [5] (0:11.56) | 0:23.56 [5] (0:11.36) | 0:12.20 [6] (0:12.20) |
| Average Speed [km/h] | 50.4 | 61.3 | 59.7 | 61.8 | 62.6 | 63.3 | 59.1 |
| Top Speed [km/h] | 61.1 | 62.8 | 61.7 | 62.8 | 63.7 | 64.8 | 61.9 |
| Avg. Dist. to Rail [m] | 2.7 | 2.4 | 1.1 | 0.5 | 1.1 | 4.9 | 5.4 |
| Avg. Stride Freq. [Hz] | 2.1 | 2.3 | 2.2 | 2.2 | 2.3 | 2.3 | 2.2 |
| Avg. Stride Length [m] | 6.7 | 7.5 | 7.6 | 7.7 | 7.6 | 7.6 | 7.4 |



- [] Ranking at each section and finish
- .-.- No data available at this section
- NA No data available



| | |
|--------------------------------|-----------------|
| Horse/Jockey Name | Brentwood |
| Final Rank | 7 |
| Fastest Section Time (Section) | 0:11.67 (1200m) |
| Top Speed [km/h] (Section) | 63.8 (600m) |
| Race State | Finished |



Eagle Farm QLD Professional

Race 5: MOREE DESPERATES Class 6 Handicap - 1400m

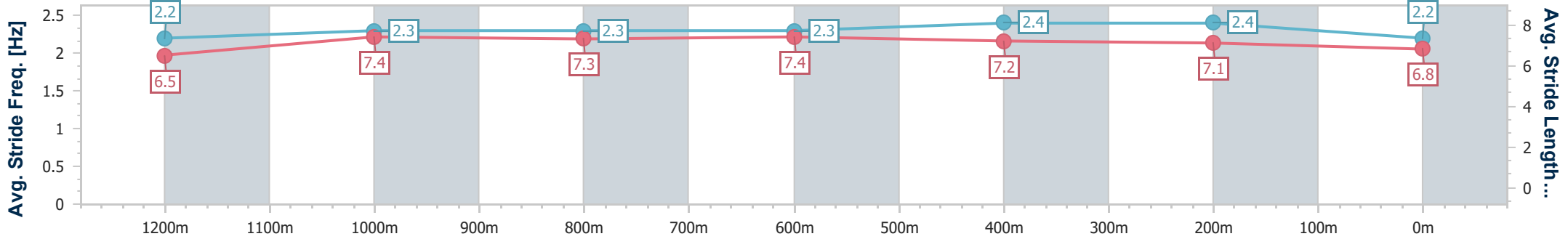
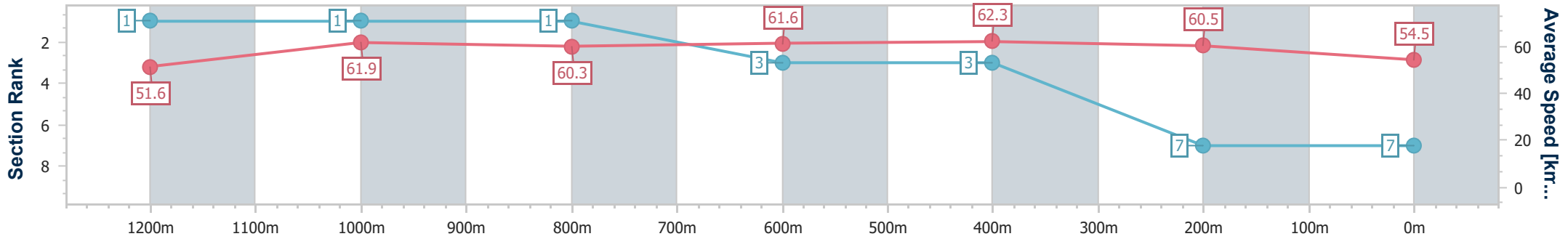
16 March 2024 - 13:59

Track Rating: Good 4, Weather: Fine, Rail Position: +0.5m Entire



BRISBANE RACING CLUB

| Section | Overall | 1200m | 1000m | 800m | 600m | 400m | 200m |
|------------------------|--------------------------|--------------------------|--------------------------|--------------------------|--------------------------|--------------------------|--------------------------|
| Section Times | 1:26.43 [7] (0:13.98) | 1:12.45 [1] (0:11.67) | 1:00.78 [1] (0:12.07) | 0:48.71 [1] (0:11.91) | 0:36.80 [3] (0:11.69) | 0:25.11 [3] (0:11.91) | 0:13.20 [7] (0:13.20) |
| Average Speed [km/h] | 51.6 | 61.9 | 60.3 | 61.6 | 62.3 | 60.5 | 54.5 |
| Top Speed [km/h] | 61.4 | 63.2 | 62.4 | 62.5 | 63.8 | 62.0 | 57.8 |
| Avg. Dist. to Rail [m] | 2.9 | 1.9 | 2.6 | 3.6 | 2.4 | 3.1 | 5.9 |
| Avg. Stride Freq. [Hz] | 2.2 | 2.3 | 2.3 | 2.3 | 2.4 | 2.4 | 2.2 |
| Avg. Stride Length [m] | 6.5 | 7.4 | 7.3 | 7.4 | 7.2 | 7.1 | 6.8 |



- [] Ranking at each section and finish
- .-.- No data available at this section
- NA No data available



Eagle Farm QLD Professional

Race 6: AIRTOUCH QTIS Three-Year-Old Handicap - 1500m

16 March 2024 - 14:34



BRISBANE
RACING CLUB

Track Rating: Good 4, Weather: Fine, Rail Position: +0.5m Entire

| Section | | | | | | | | | | | | | | |
|-------------|----------------------|--|----------------------|----------------------|----------------------|---------------------------|---------------------------|---------------------------|---------------------------|---------------------------|---------------------------|---------------------------|------------------------|----|
| Field Times | Overall | 1400m | 1200m | 1000m | 800m | 600m | 400m | Last 600m | | | | | | |
| | 1:31.09 (0:08.36) | 1:22.73 (0:11.60) | 1:11.13 (0:12.23) | 0:58.90 (0:12.48) | 0:46.42 (0:12.15) | 0:34.27 (0:11.61) | 0:22.66 (0:11.07) | 0:34.27 | | | | | | |
| Rank | TAB | Horse/Jockey | Barrier | Top Speed [km/h] | Fastest Section | | | | | | | | Distance Travelled [m] | |
| 1 | 4 | TRANSATLANTIC Angela Jones | 4 | 66.7 400m | 0:08.37 Overall | 1:31.09 [1] (0:08.37) | 1:22.72 [2] (0:11.86) | 1:10.86 [2] (0:12.14) | 0:58.72 [2] (0:12.52) | 0:46.20 [2] (0:12.05) | 0:34.15 [2] (0:11.60) | 0:22.55 [2] (0:10.96) | 0:34.15 | |
| 2 | 3 | SIDE SHOW James Orman | 3 | 65.9 400m | 0:08.54 Overall | 1:31.66 [2] (0:08.54) | 1:23.12 [5] (0:11.99) | 1:11.13 [6] (0:12.27) | 0:58.86 [6] (0:12.52) | 0:46.34 [6] (0:11.92) | 0:34.42 [6] (0:11.56) | 0:22.86 [4] (0:11.08) | 0:34.42 | +0 |
| 3 | 2 | SHARP DAZZLER Bailey Wheeler | 2 | 66.2 400m | 0:08.63 Overall | 1:31.75 [3] (0:08.63) | 1:23.12 [6] (0:12.14) | 1:10.98 [7] (0:12.30) | 0:58.68 [8] (0:12.51) | 0:46.17 [8] (0:11.81) | 0:34.36 [8] (0:11.57) | 0:22.79 [7] (0:11.13) | 0:34.36 | +4 |
| 4 | 6 | SHOWDRA Nikita Beriman | 6 | 65.9 400m | 0:09.01 Overall | 1:31.97 [4] (0:09.01) | 1:22.96 [10] (0:11.92) | 1:11.04 [10] (0:12.34) | 0:58.70 [10] (0:12.46) | 0:46.24 [10] (0:11.60) | 0:34.64 [7] (0:11.61) | 0:23.03 [6] (0:11.12) | 0:34.64 | +8 |
| 5 | 9 | TOP FUN Melea Castle | 9 | 65.1 400m | 0:08.65 Overall | 1:32.12 [5] (0:08.65) | 1:23.47 [7] (0:11.59) | 1:11.88 [3] (0:12.24) | 0:59.64 [3] (0:12.58) | 0:47.06 [3] (0:11.98) | 0:35.08 [3] (0:11.71) | 0:23.37 [3] (0:11.20) | 0:35.08 | +3 |
| 6 | 10 | KAIROS LOUIE Luke Tarrant | 10 | 64.8 400m | 0:08.82 Overall | 1:32.46 [6] (0:08.82) | 1:23.64 [9] (0:11.98) | 1:11.66 [9] (0:12.31) | 0:59.35 [9] (0:12.56) | 0:46.79 [9] (0:11.96) | 0:34.83 [10] (0:11.47) | 0:23.36 [9] (0:11.33) | 0:34.83 | +0 |
| 7 | 7 | NEW JOY Damien Thornton | 7 | 64.2 600m | 0:08.36 Overall | 1:32.67 [7] (0:08.36) | 1:24.31 [1] (0:11.60) | 1:12.71 [1] (0:12.23) | 1:00.48 [1] (0:12.48) | 0:48.00 [1] (0:12.15) | 0:35.85 [1] (0:11.61) | 0:24.24 [1] (0:11.58) | 0:35.85 | -3 |
| 8 | 11 | ON THE VEUVE Taylor Marshall | 11 | 64.4 400m | 0:08.51 Overall | 1:32.78 [8] (0:08.51) | 1:24.27 [3] (0:11.99) | 1:12.28 [5] (0:12.18) | 1:00.10 [5] (0:12.46) | 0:47.64 [5] (0:12.04) | 0:35.60 [5] (0:11.66) | 0:23.94 [5] (0:11.48) | 0:35.60 | -3 |
| 9 | 1 | SHAMEDY Tahlia Fenlon | 1 | 65.9 400m | 0:08.51 Overall | 1:33.03 [9] (0:08.51) | 1:24.52 [3] (0:11.92) | 1:12.60 [4] (0:12.18) | 1:00.42 [4] (0:12.51) | 0:47.91 [4] (0:12.00) | 0:35.91 [4] (0:11.88) | 0:24.03 [8] (0:11.22) | 0:35.91 | +7 |
| 10 | 8 | LISSARO Mark Du Plessis | 8 | 63.9 600m | 0:08.82 Overall | 1:33.06 [10] (0:08.82) | 1:24.24 [8] (0:11.95) | 1:12.29 [8] (0:12.21) | 1:00.08 [7] (0:12.44) | 0:47.64 [7] (0:11.99) | 0:35.65 [9] (0:11.70) | 0:23.95 [10] (0:11.56) | 0:35.65 | -2 |

Scratched: Pinkus (#5), You Kay Squeeze (#12)

[] Ranking at each section and finish
 -:-:- No data available at this section
 NA No data available

SCN Saddle cloth number
 DNF Did not finish
 DNT Did not track



Eagle Farm QLD Professional

Race 6: AIRTOUCH QTIS Three-Year-Old Handicap - 1500m

16 March 2024 - 14:34



BRISBANE
RACING CLUB

Track Rating: Good 4, Weather: Fine, Rail Position: +0.5m Entire

| Section | | | | 200m | | | | Last 600m | |
|-------------|-----|--|---------|----------------------|--------------------|---------------------------|---------|-----------|------------------------|
| Field Times | | | | 0:11.59 (0:11.59) | | | | 0:34.27 | |
| Rank | TAB | Horse/Jockey | Barrier | Top Speed [km/h] | Fastest Section | Margin | | | Distance Travelled [m] |
| 1 | 4 | TRANSATLANTIC Angela Jones | 4 | 66.7 400m | 0:08.37 Overall | 0:11.59 [1] (0:11.59) | 1:31.09 | | 0:34.15 |
| 2 | 3 | SIDE SHOW James Orman | 3 | 65.9 400m | 0:08.54 Overall | 0:11.78 [2] (0:11.78) | 3.37L | | 0:34.42 +0 |
| 3 | 2 | SHARP DAZZLER Bailey Wheeler | 2 | 66.2 400m | 0:08.63 Overall | 0:11.66 [6] (0:11.66) | 3.9L | | 0:34.36 +4 |
| 4 | 6 | SHOWDRA Nikita Beriman | 6 | 65.9 400m | 0:09.01 Overall | 0:11.91 [5] (0:11.91) | 5.17L | | 0:34.64 +8 |
| 5 | 9 | TOP FUN Melea Castle | 9 | 65.1 400m | 0:08.65 Overall | 0:12.17 [3] (0:12.17) | 6.06L | | 0:35.08 +3 |
| 6 | 10 | KAIROS LOUIE Luke Tarrant | 10 | 64.8 400m | 0:08.82 Overall | 0:12.03 [9] (0:12.03) | 8.04L | | 0:34.83 +0 |
| 7 | 7 | NEW JOY Damien Thornton | 7 | 64.2 600m | 0:08.36 Overall | 0:12.66 [4] (0:12.66) | 9.27L | | 0:35.85 -3 |
| 8 | 11 | ON THE VEUVE Taylor Marshall | 11 | 64.4 400m | 0:08.51 Overall | 0:12.46 [8] (0:12.46) | 9.95L | | 0:35.60 -3 |
| 9 | 1 | SHAMEDY Tahlia Fenlon | 1 | 65.9 400m | 0:08.51 Overall | 0:12.81 [7] (0:12.81) | 11.39L | | 0:35.91 +7 |
| 10 | 8 | LISSARO Mark Du Plessis | 8 | 63.9 600m | 0:08.82 Overall | 0:12.39 [10] (0:12.39) | 11.6L | | 0:35.65 -2 |

Scratched: Pinkus (#5), You Kay Squeeze (#12)

[] Ranking at each section and finish
 -:-:- No data available at this section
 NA No data available

SCN Saddle cloth number
 DNF Did not finish
 DNT Did not track



| | |
|--------------------------------|-------------------|
| Horse/Jockey Name | Transatlantic |
| Final Rank | 1 |
| Fastest Section Time (Section) | 0:08.37 (Overall) |
| Top Speed [km/h] (Section) | 66.7 (400m) |
| Race State | Finished |



Eagle Farm QLD Professional

Race 6: AIRTOUCH QTIS Three-Year-Old Handicap - 1500m

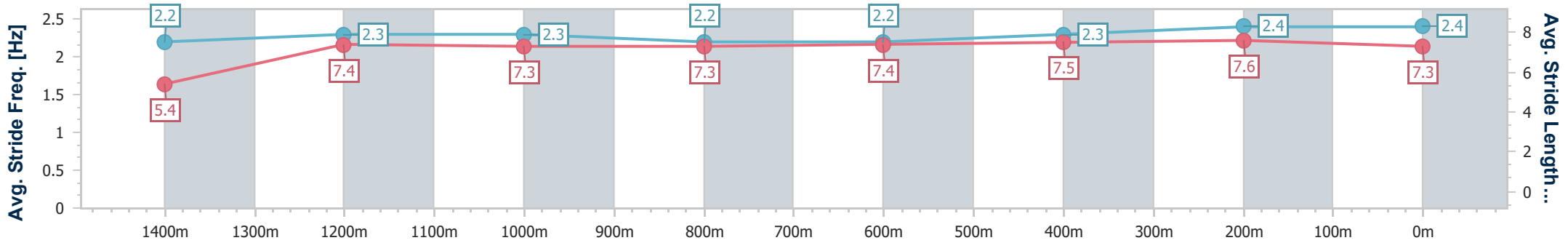
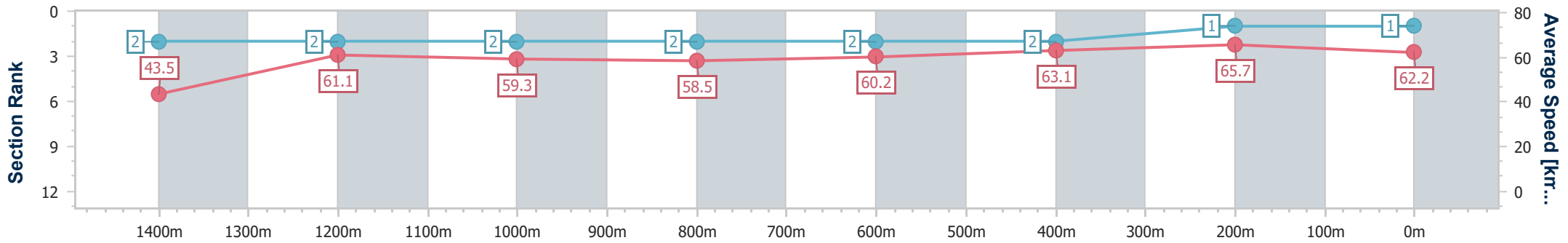
16 March 2024 - 14:34

Track Rating: Good 4, Weather: Fine, Rail Position: +0.5m Entire



BRISBANE RACING CLUB

| Section | Overall | 1400m | 1200m | 1000m | 800m | 600m | 400m | 200m |
|------------------------|--------------------------|--------------------------|--------------------------|--------------------------|--------------------------|--------------------------|--------------------------|--------------------------|
| Section Times | 1:31.09 [1] (0:08.37) | 1:22.72 [2] (0:11.86) | 1:10.86 [2] (0:12.14) | 0:58.72 [2] (0:12.52) | 0:46.20 [2] (0:12.05) | 0:34.15 [2] (0:11.60) | 0:22.55 [2] (0:10.96) | 0:11.59 [1] (0:11.59) |
| Average Speed [km/h] | 43.5 | 61.1 | 59.3 | 58.5 | 60.2 | 63.1 | 65.7 | 62.2 |
| Top Speed [km/h] | 60.8 | 61.5 | 60.8 | 59.9 | 61.4 | 65.1 | 66.7 | 65.3 |
| Avg. Dist. to Rail [m] | 12.8 | 2.2 | 3.9 | 3.0 | 1.6 | 3.1 | 7.0 | 6.4 |
| Avg. Stride Freq. [Hz] | 2.2 | 2.3 | 2.3 | 2.2 | 2.2 | 2.3 | 2.4 | 2.4 |
| Avg. Stride Length [m] | 5.4 | 7.4 | 7.3 | 7.3 | 7.4 | 7.5 | 7.6 | 7.3 |



- [] Ranking at each section and finish
- .-.- No data available at this section
- NA No data available



| | |
|--------------------------------|-------------------|
| Horse/Jockey Name | Side Show |
| Final Rank | 2 |
| Fastest Section Time (Section) | 0:08.54 (Overall) |
| Top Speed [km/h] (Section) | 65.9 (400m) |
| Race State | Finished |



Eagle Farm QLD Professional

Race 6: AIRTOUCH QTIS Three-Year-Old Handicap - 1500m

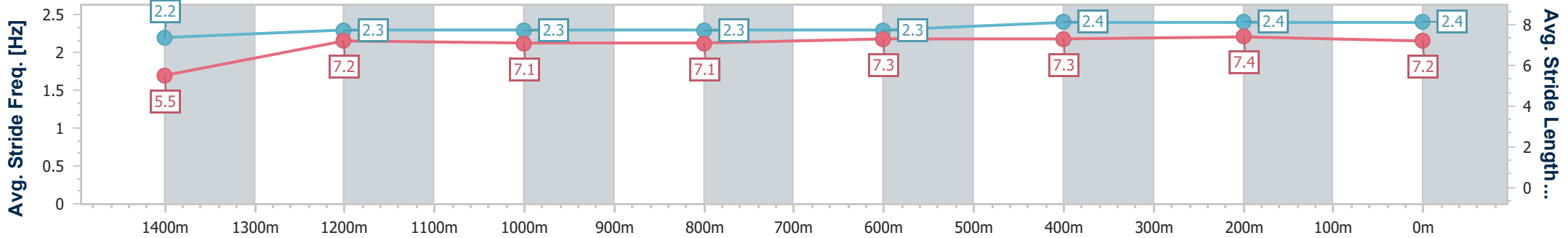
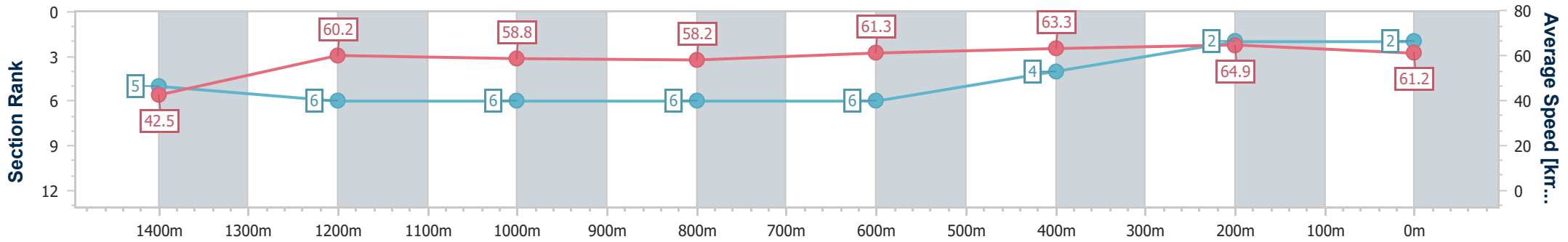
16 March 2024 - 14:34

Track Rating: Good 4, Weather: Fine, Rail Position: +0.5m Entire



BRISBANE RACING CLUB

| Section | Overall | 1400m | 1200m | 1000m | 800m | 600m | 400m | 200m |
|------------------------|--------------------------|--------------------------|--------------------------|--------------------------|--------------------------|--------------------------|--------------------------|--------------------------|
| Section Times | 1:31.66 [2] (0:08.54) | 1:23.12 [5] (0:11.99) | 1:11.13 [6] (0:12.27) | 0:58.86 [6] (0:12.52) | 0:46.34 [6] (0:11.92) | 0:34.42 [6] (0:11.56) | 0:22.86 [4] (0:11.08) | 0:11.78 [2] (0:11.78) |
| Average Speed [km/h] | 42.5 | 60.2 | 58.8 | 58.2 | 61.3 | 63.3 | 64.9 | 61.2 |
| Top Speed [km/h] | 60.0 | 60.9 | 60.2 | 60.6 | 63.1 | 65.4 | 65.9 | 63.7 |
| Avg. Dist. to Rail [m] | 10.0 | 2.3 | 2.7 | 2.8 | 3.1 | 2.9 | 6.1 | 6.2 |
| Avg. Stride Freq. [Hz] | 2.2 | 2.3 | 2.3 | 2.3 | 2.3 | 2.4 | 2.4 | 2.4 |
| Avg. Stride Length [m] | 5.5 | 7.2 | 7.1 | 7.1 | 7.3 | 7.3 | 7.4 | 7.2 |



- [] Ranking at each section and finish
- .-.- No data available at this section
- NA No data available



| | |
|--------------------------------|-------------------|
| Horse/Jockey Name | Sharp Dazzler |
| Final Rank | 3 |
| Fastest Section Time (Section) | 0:08.63 (Overall) |
| Top Speed [km/h] (Section) | 66.2 (400m) |
| Race State | Finished |



Eagle Farm QLD Professional

Race 6: AIRTOUCH QTIS Three-Year-Old Handicap - 1500m

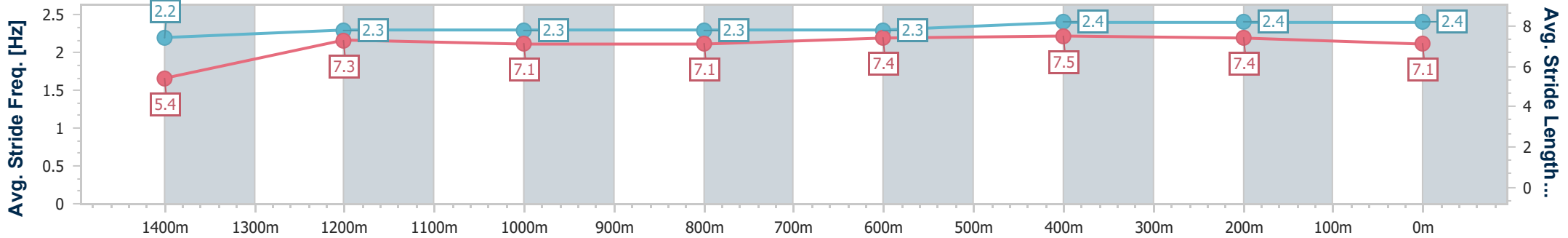
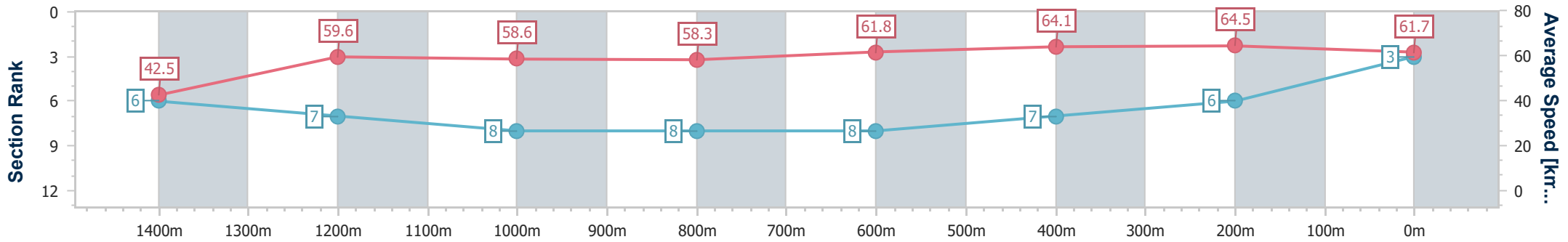
16 March 2024 - 14:34

Track Rating: Good 4, Weather: Fine, Rail Position: +0.5m Entire



BRISBANE RACING CLUB

| Section | Overall | 1400m | 1200m | 1000m | 800m | 600m | 400m | 200m |
|------------------------|--------------------------|--------------------------|--------------------------|--------------------------|--------------------------|--------------------------|--------------------------|--------------------------|
| Section Times | 1:31.75 [3] (0:08.63) | 1:23.12 [6] (0:12.14) | 1:10.98 [7] (0:12.30) | 0:58.68 [8] (0:12.51) | 0:46.17 [8] (0:11.81) | 0:34.36 [8] (0:11.57) | 0:22.79 [7] (0:11.13) | 0:11.66 [6] (0:11.66) |
| Average Speed [km/h] | 42.5 | 59.6 | 58.6 | 58.3 | 61.8 | 64.1 | 64.5 | 61.7 |
| Top Speed [km/h] | 58.5 | 60.7 | 60.3 | 59.3 | 64.2 | 66.2 | 66.2 | 63.2 |
| Avg. Dist. to Rail [m] | 13.2 | 3.7 | 3.6 | 2.9 | 2.9 | 5.3 | 8.5 | 6.2 |
| Avg. Stride Freq. [Hz] | 2.2 | 2.3 | 2.3 | 2.3 | 2.3 | 2.4 | 2.4 | 2.4 |
| Avg. Stride Length [m] | 5.4 | 7.3 | 7.1 | 7.1 | 7.4 | 7.5 | 7.4 | 7.1 |



- [] Ranking at each section and finish
- .-.- No data available at this section
- NA No data available



| | |
|--------------------------------|-------------------|
| Horse/Jockey Name | Showdra |
| Final Rank | 4 |
| Fastest Section Time (Section) | 0:09.01 (Overall) |
| Top Speed [km/h] (Section) | 65.9 (400m) |
| Race State | Finished |



Eagle Farm QLD Professional

Race 6: AIRTOUCH QTIS Three-Year-Old Handicap - 1500m

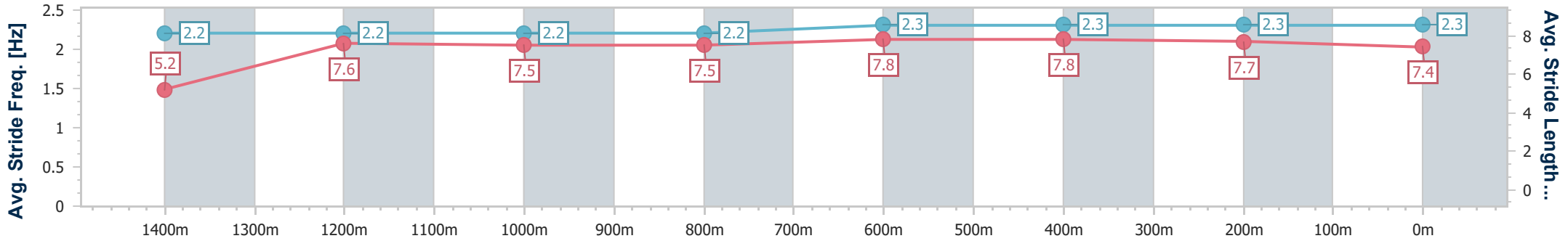
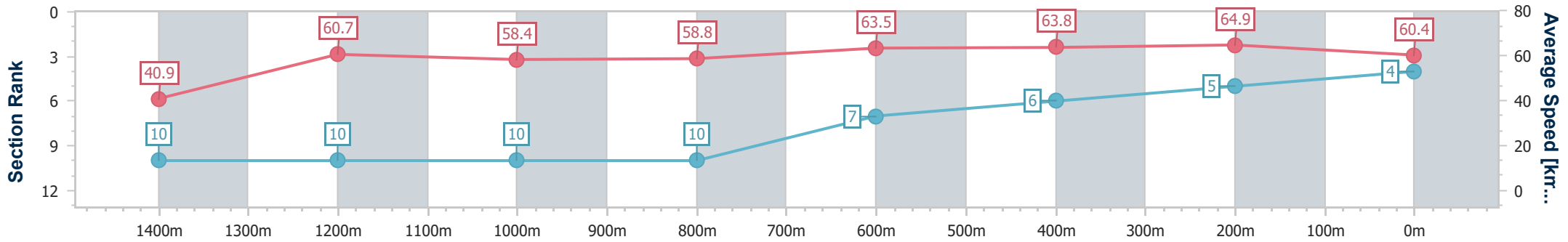
16 March 2024 - 14:34

Track Rating: Good 4, Weather: Fine, Rail Position: +0.5m Entire



BRISBANE RACING CLUB

| Section | Overall | 1400m | 1200m | 1000m | 800m | 600m | 400m | 200m |
|------------------------|--------------------------|---------------------------|---------------------------|---------------------------|---------------------------|--------------------------|--------------------------|--------------------------|
| Section Times | 1:31.97 [4] (0:09.01) | 1:22.96 [10] (0:11.92) | 1:11.04 [10] (0:12.34) | 0:58.70 [10] (0:12.46) | 0:46.24 [10] (0:11.60) | 0:34.64 [7] (0:11.61) | 0:23.03 [6] (0:11.12) | 0:11.91 [5] (0:11.91) |
| Average Speed [km/h] | 40.9 | 60.7 | 58.4 | 58.8 | 63.5 | 63.8 | 64.9 | 60.4 |
| Top Speed [km/h] | 57.8 | 62.6 | 59.6 | 60.4 | 64.9 | 65.2 | 65.9 | 62.6 |
| Avg. Dist. to Rail [m] | 16.5 | 3.7 | 4.3 | 3.8 | 4.3 | 6.3 | 12.2 | 10.6 |
| Avg. Stride Freq. [Hz] | 2.2 | 2.2 | 2.2 | 2.2 | 2.3 | 2.3 | 2.3 | 2.3 |
| Avg. Stride Length [m] | 5.2 | 7.6 | 7.5 | 7.5 | 7.8 | 7.8 | 7.7 | 7.4 |



- [] Ranking at each section and finish
- .-.- No data available at this section
- NA No data available



| | |
|--------------------------------|-------------------|
| Horse/Jockey Name | Top Fun |
| Final Rank | 5 |
| Fastest Section Time (Section) | 0:08.65 (Overall) |
| Top Speed [km/h] (Section) | 65.1 (400m) |
| Race State | Finished |



Eagle Farm QLD Professional

Race 6: AIRTOUCH QTIS Three-Year-Old Handicap - 1500m

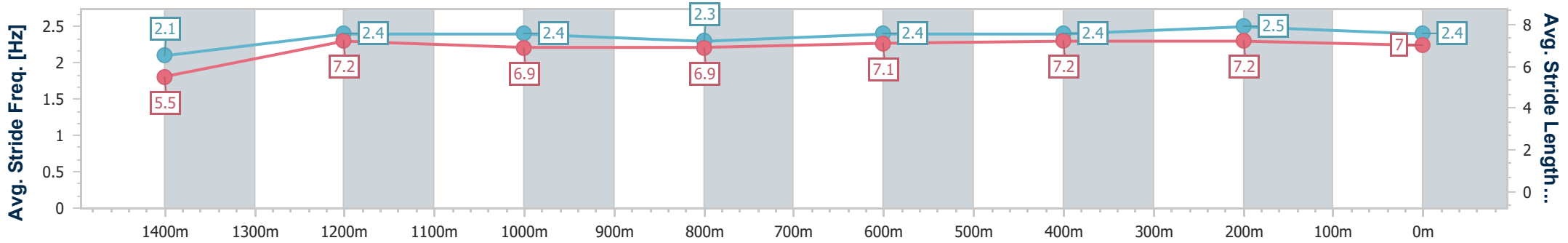
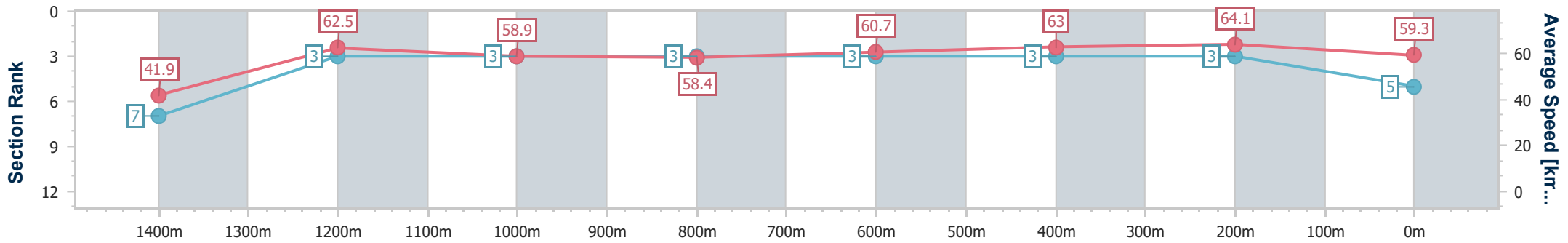
16 March 2024 - 14:34

Track Rating: Good 4, Weather: Fine, Rail Position: +0.5m Entire



BRISBANE RACING CLUB

| Section | Overall | 1400m | 1200m | 1000m | 800m | 600m | 400m | 200m |
|------------------------|--------------------------|--------------------------|--------------------------|--------------------------|--------------------------|--------------------------|--------------------------|--------------------------|
| Section Times | 1:32.12 [5] (0:08.65) | 1:23.47 [7] (0:11.59) | 1:11.88 [3] (0:12.24) | 0:59.64 [3] (0:12.58) | 0:47.06 [3] (0:11.98) | 0:35.08 [3] (0:11.71) | 0:23.37 [3] (0:11.20) | 0:12.17 [3] (0:12.17) |
| Average Speed [km/h] | 41.9 | 62.5 | 58.9 | 58.4 | 60.7 | 63.0 | 64.1 | 59.3 |
| Top Speed [km/h] | 61.0 | 64.7 | 60.8 | 60.1 | 61.6 | 64.9 | 65.1 | 62.2 |
| Avg. Dist. to Rail [m] | 10.3 | 3.9 | 4.9 | 3.8 | 2.4 | 4.5 | 9.1 | 8.5 |
| Avg. Stride Freq. [Hz] | 2.1 | 2.4 | 2.4 | 2.3 | 2.4 | 2.4 | 2.5 | 2.4 |
| Avg. Stride Length [m] | 5.5 | 7.2 | 6.9 | 6.9 | 7.1 | 7.2 | 7.2 | 7.0 |



- [] Ranking at each section and finish
- .-.-.- No data available at this section
- NA No data available



| | |
|--------------------------------|-------------------|
| Horse/Jockey Name | Kairos Louie |
| Final Rank | 6 |
| Fastest Section Time (Section) | 0:08.82 (Overall) |
| Top Speed [km/h] (Section) | 64.8 (400m) |
| Race State | Finished |



Eagle Farm QLD Professional

Race 6: AIRTOUCH QTIS Three-Year-Old Handicap - 1500m

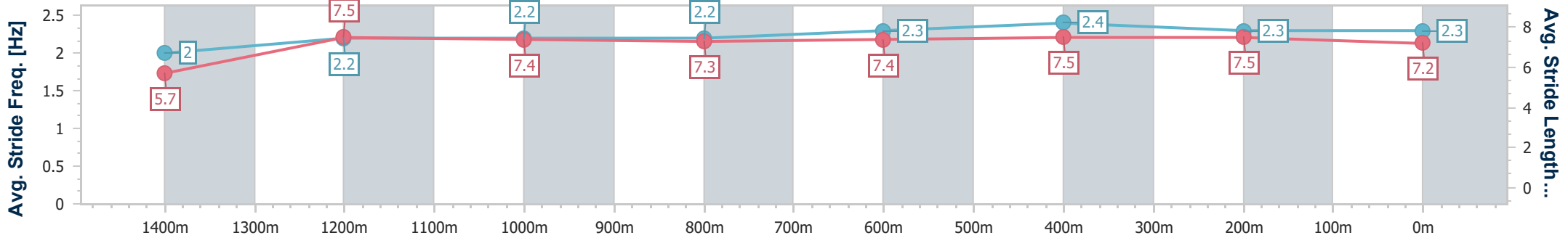
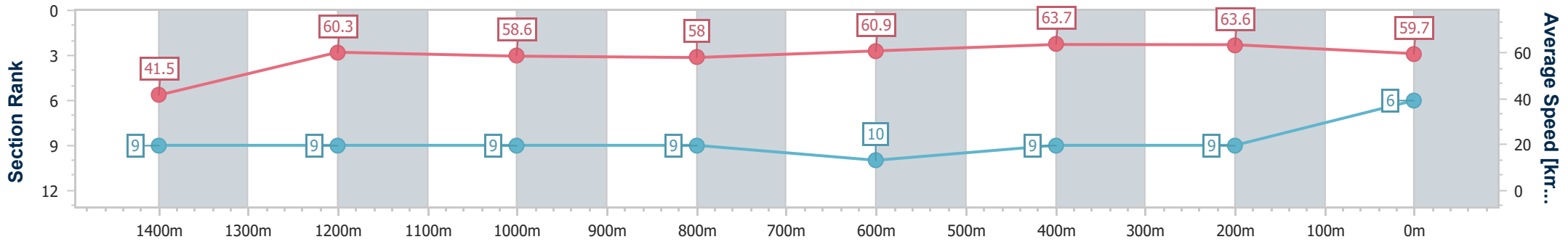
16 March 2024 - 14:34

Track Rating: Good 4, Weather: Fine, Rail Position: +0.5m Entire



BRISBANE RACING CLUB

| Section | Overall | 1400m | 1200m | 1000m | 800m | 600m | 400m | 200m |
|------------------------|--------------------------|--------------------------|--------------------------|--------------------------|--------------------------|---------------------------|--------------------------|--------------------------|
| Section Times | 1:32.46 [6] (0:08.82) | 1:23.64 [9] (0:11.98) | 1:11.66 [9] (0:12.31) | 0:59.35 [9] (0:12.56) | 0:46.79 [9] (0:11.96) | 0:34.83 [10] (0:11.47) | 0:23.36 [9] (0:11.33) | 0:12.03 [9] (0:12.03) |
| Average Speed [km/h] | 41.5 | 60.3 | 58.6 | 58.0 | 60.9 | 63.7 | 63.6 | 59.7 |
| Top Speed [km/h] | 59.6 | 62.1 | 60.6 | 59.0 | 62.1 | 64.4 | 64.8 | 61.8 |
| Avg. Dist. to Rail [m] | 15.1 | 3.2 | 3.7 | 2.7 | 2.3 | 2.6 | 5.0 | 4.6 |
| Avg. Stride Freq. [Hz] | 2.0 | 2.2 | 2.2 | 2.2 | 2.3 | 2.4 | 2.3 | 2.3 |
| Avg. Stride Length [m] | 5.7 | 7.5 | 7.4 | 7.3 | 7.4 | 7.5 | 7.5 | 7.2 |



- [] Ranking at each section and finish
- .-.- No data available at this section
- NA No data available



| | |
|--------------------------------|-------------------|
| Horse/Jockey Name | New Joy |
| Final Rank | 7 |
| Fastest Section Time (Section) | 0:08.36 (Overall) |
| Top Speed [km/h] (Section) | 64.2 (600m) |
| Race State | Finished |



Eagle Farm QLD Professional

Race 6: AIRTOUCH QTIS Three-Year-Old Handicap - 1500m

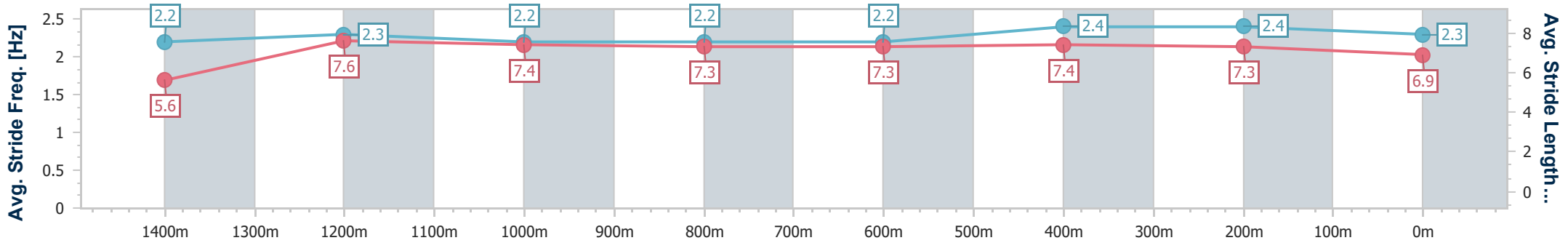
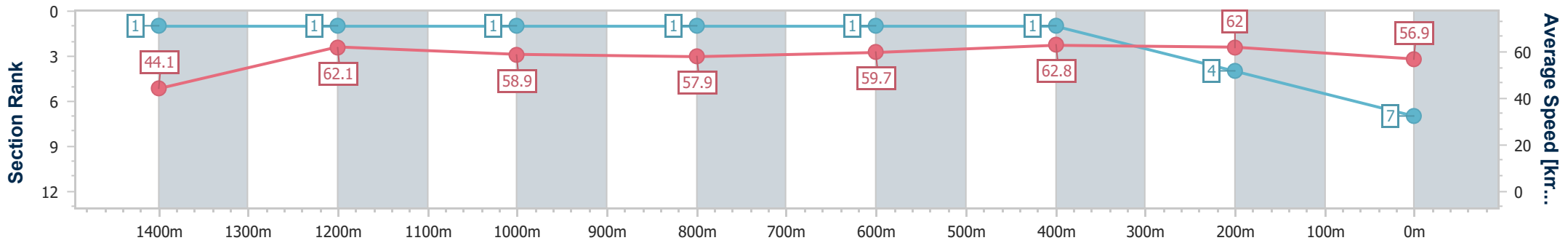
16 March 2024 - 14:34

Track Rating: Good 4, Weather: Fine, Rail Position: +0.5m Entire



BRISBANE RACING CLUB

| Section | Overall | 1400m | 1200m | 1000m | 800m | 600m | 400m | 200m |
|------------------------|--------------------------|--------------------------|--------------------------|--------------------------|--------------------------|--------------------------|--------------------------|--------------------------|
| Section Times | 1:32.67 [7] (0:08.36) | 1:24.31 [1] (0:11.60) | 1:12.71 [1] (0:12.23) | 1:00.48 [1] (0:12.48) | 0:48.00 [1] (0:12.15) | 0:35.85 [1] (0:11.61) | 0:24.24 [1] (0:11.58) | 0:12.66 [4] (0:12.66) |
| Average Speed [km/h] | 44.1 | 62.1 | 58.9 | 57.9 | 59.7 | 62.8 | 62.0 | 56.9 |
| Top Speed [km/h] | 61.0 | 63.9 | 59.9 | 59.7 | 60.3 | 64.2 | 63.7 | 59.9 |
| Avg. Dist. to Rail [m] | 14.9 | 3.3 | 1.0 | 0.5 | 1.6 | 2.2 | 4.0 | 3.4 |
| Avg. Stride Freq. [Hz] | 2.2 | 2.3 | 2.2 | 2.2 | 2.2 | 2.4 | 2.4 | 2.3 |
| Avg. Stride Length [m] | 5.6 | 7.6 | 7.4 | 7.3 | 7.3 | 7.4 | 7.3 | 6.9 |



- [] Ranking at each section and finish
- .-.- No data available at this section
- NA No data available



| | |
|--------------------------------|-------------------|
| Horse/Jockey Name | On The Veuve |
| Final Rank | 8 |
| Fastest Section Time (Section) | 0:08.51 (Overall) |
| Top Speed [km/h] (Section) | 64.4 (400m) |
| Race State | Finished |



Eagle Farm QLD Professional

Race 6: AIRTOUCH QTIS Three-Year-Old Handicap - 1500m

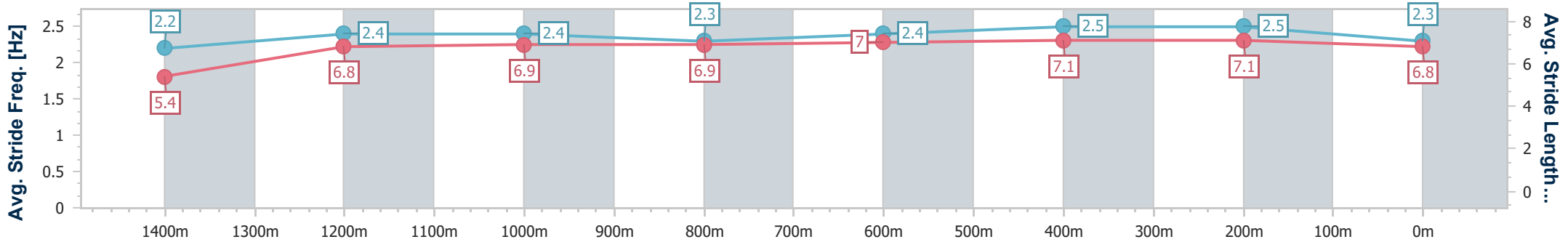
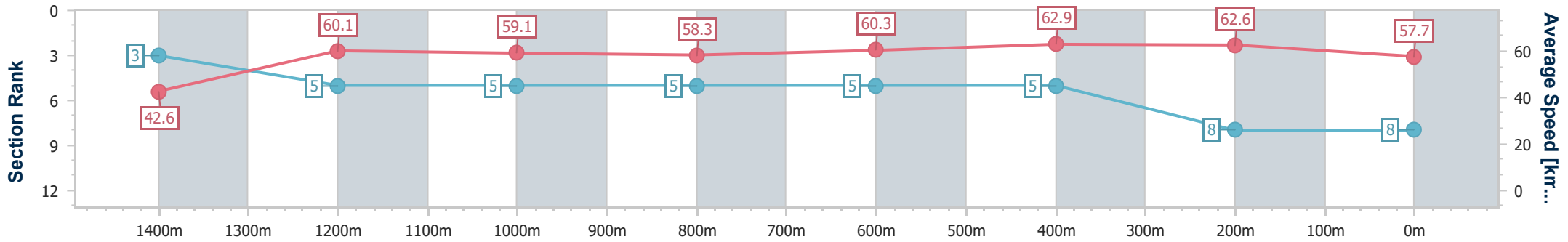
16 March 2024 - 14:34

Track Rating: Good 4, Weather: Fine, Rail Position: +0.5m Entire



BRISBANE RACING CLUB

| Section | Overall | 1400m | 1200m | 1000m | 800m | 600m | 400m | 200m |
|------------------------|--------------------------|--------------------------|--------------------------|--------------------------|--------------------------|--------------------------|--------------------------|--------------------------|
| Section Times | 1:32.78 [8] (0:08.51) | 1:24.27 [3] (0:11.99) | 1:12.28 [5] (0:12.18) | 1:00.10 [5] (0:12.46) | 0:47.64 [5] (0:12.04) | 0:35.60 [5] (0:11.66) | 0:23.94 [5] (0:11.48) | 0:12.46 [8] (0:12.46) |
| Average Speed [km/h] | 42.6 | 60.1 | 59.1 | 58.3 | 60.3 | 62.9 | 62.6 | 57.7 |
| Top Speed [km/h] | 60.9 | 61.2 | 60.0 | 59.6 | 61.6 | 63.7 | 64.4 | 60.8 |
| Avg. Dist. to Rail [m] | 8.8 | 1.9 | 2.0 | 1.3 | 2.1 | 3.3 | 6.3 | 4.0 |
| Avg. Stride Freq. [Hz] | 2.2 | 2.4 | 2.4 | 2.3 | 2.4 | 2.5 | 2.5 | 2.3 |
| Avg. Stride Length [m] | 5.4 | 6.8 | 6.9 | 6.9 | 7.0 | 7.1 | 7.1 | 6.8 |



- [] Ranking at each section and finish
- .-.- No data available at this section
- NA No data available



| | |
|--------------------------------|-------------------|
| Horse/Jockey Name | Shamedy |
| Final Rank | 9 |
| Fastest Section Time (Section) | 0:08.51 (Overall) |
| Top Speed [km/h] (Section) | 65.9 (400m) |
| Race State | Finished |



Eagle Farm QLD Professional

Race 6: AIRTOUCH QTIS Three-Year-Old Handicap - 1500m

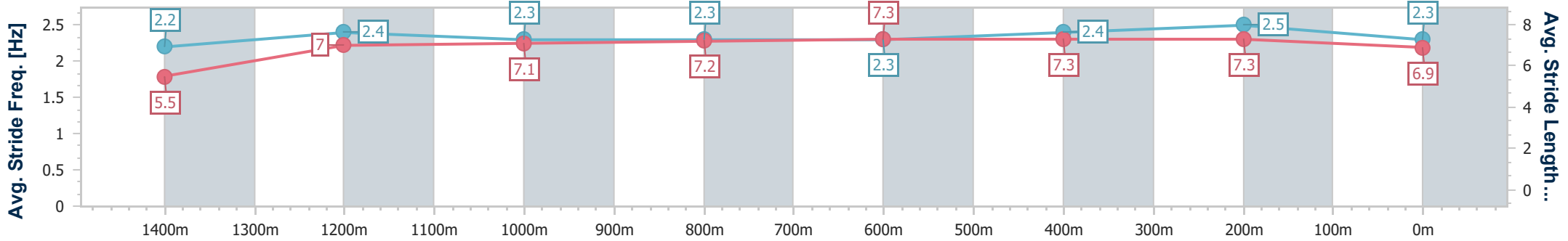
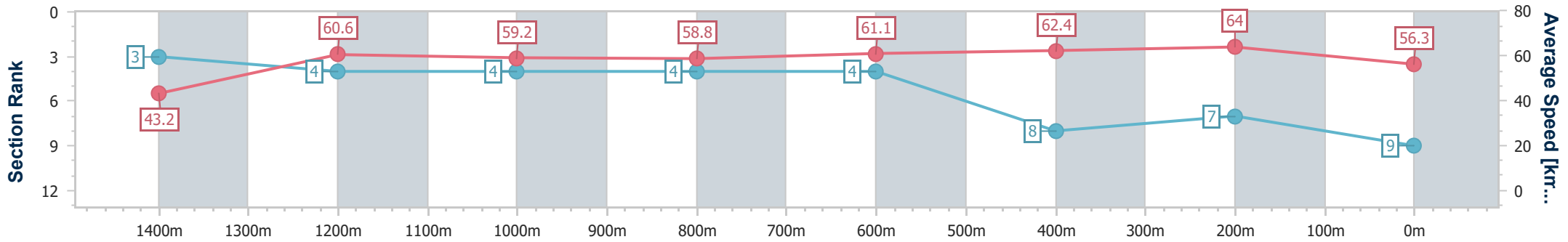
16 March 2024 - 14:34

Track Rating: Good 4, Weather: Fine, Rail Position: +0.5m Entire



BRISBANE RACING CLUB

| Section | Overall | 1400m | 1200m | 1000m | 800m | 600m | 400m | 200m |
|------------------------|--------------------------|--------------------------|--------------------------|--------------------------|--------------------------|--------------------------|--------------------------|--------------------------|
| Section Times | 1:33.03 [9] (0:08.51) | 1:24.52 [3] (0:11.92) | 1:12.60 [4] (0:12.18) | 1:00.42 [4] (0:12.51) | 0:47.91 [4] (0:12.00) | 0:35.91 [4] (0:11.88) | 0:24.03 [8] (0:11.22) | 0:12.81 [7] (0:12.81) |
| Average Speed [km/h] | 43.2 | 60.6 | 59.2 | 58.8 | 61.1 | 62.4 | 64.0 | 56.3 |
| Top Speed [km/h] | 58.6 | 63.5 | 60.5 | 60.9 | 62.6 | 64.4 | 65.9 | 60.9 |
| Avg. Dist. to Rail [m] | 16.1 | 5.3 | 5.3 | 3.7 | 3.9 | 5.8 | 6.8 | 4.8 |
| Avg. Stride Freq. [Hz] | 2.2 | 2.4 | 2.3 | 2.3 | 2.3 | 2.4 | 2.5 | 2.3 |
| Avg. Stride Length [m] | 5.5 | 7.0 | 7.1 | 7.2 | 7.3 | 7.3 | 7.3 | 6.9 |



- [] Ranking at each section and finish
- .-.- No data available at this section
- NA No data available



| | |
|--------------------------------|-------------------|
| Horse/Jockey Name | Lissaro |
| Final Rank | 10 |
| Fastest Section Time (Section) | 0:08.82 (Overall) |
| Top Speed [km/h] (Section) | 63.9 (600m) |
| Race State | Finished |



Eagle Farm QLD Professional

Race 6: AIRTOUCH QTIS Three-Year-Old Handicap - 1500m

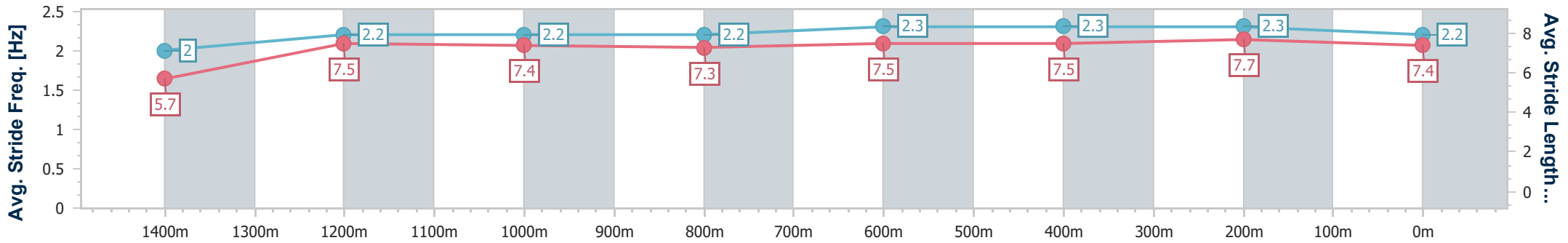
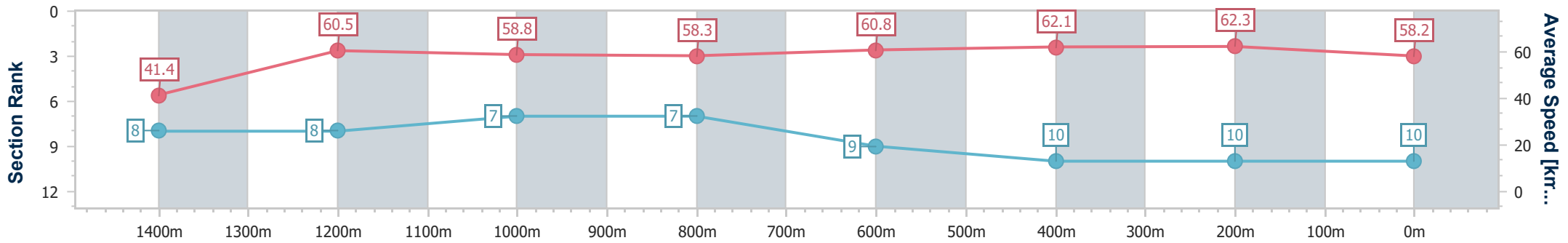
16 March 2024 - 14:34

Track Rating: Good 4, Weather: Fine, Rail Position: +0.5m Entire



BRISBANE RACING CLUB

| Section | Overall | 1400m | 1200m | 1000m | 800m | 600m | 400m | 200m |
|------------------------|---------------------------|--------------------------|--------------------------|--------------------------|--------------------------|--------------------------|---------------------------|---------------------------|
| Section Times | 1:33.06 [10] (0:08.82) | 1:24.24 [8] (0:11.95) | 1:12.29 [8] (0:12.21) | 1:00.08 [7] (0:12.44) | 0:47.64 [7] (0:11.99) | 0:35.65 [9] (0:11.70) | 0:23.95 [10] (0:11.56) | 0:12.39 [10] (0:12.39) |
| Average Speed [km/h] | 41.4 | 60.5 | 58.8 | 58.3 | 60.8 | 62.1 | 62.3 | 58.2 |
| Top Speed [km/h] | 60.0 | 61.3 | 60.4 | 59.5 | 61.6 | 63.9 | 63.4 | 60.3 |
| Avg. Dist. to Rail [m] | 11.6 | 1.5 | 1.7 | 1.8 | 2.3 | 2.3 | 4.1 | 5.0 |
| Avg. Stride Freq. [Hz] | 2.0 | 2.2 | 2.2 | 2.2 | 2.3 | 2.3 | 2.3 | 2.2 |
| Avg. Stride Length [m] | 5.7 | 7.5 | 7.4 | 7.3 | 7.5 | 7.5 | 7.7 | 7.4 |



- [] Ranking at each section and finish
- .-.- No data available at this section
- NA No data available



Eagle Farm QLD Professional

Race 7: AC SELECT BENCHMARK 68 Handicap - 1800m

16 March 2024 - 15:09



BRISBANE
RACING CLUB

Track Rating: Good 4, Weather: Fine, Rail Position: +0.5m Entire

| Section | | Field Times | | | | | | | | | | | | |
|---------|---------------------------------------|----------------------|----------------------|----------------------|---------------------------|---------------------------|---------------------------|---------------------------|---------------------------|---------------------------|---------------------------|---------|-----|------------------------|
| | | Overall | 1600m | 1400m | 1200m | 1000m | 800m | 600m | Last 600m | | | | | |
| | | 1:50.49 (0:13.89) | 1:36.60 (0:11.51) | 1:25.09 (0:12.07) | 1:13.02 (0:12.21) | 1:00.81 (0:12.36) | 0:48.45 (0:12.08) | 0:36.37 (0:12.18) | 0:36.37 | | | | | |
| Rank | TAB Horse/Jockey | Barrier | Top Speed [km/h] | Fastest Section | | | | | | | | | | Distance Travelled [m] |
| 1 | 6 A DEEL OF HUMOUR Anthony Allen | 6 | 63.6 600m | 0:11.59 1600m | 1:50.49 [1] (0:14.23) | 1:36.26 [5] (0:11.59) | 1:24.67 [5] (0:12.06) | 1:12.61 [6] (0:12.30) | 1:00.31 [6] (0:12.33) | 0:47.98 [6] (0:11.98) | 0:36.00 [6] (0:11.86) | 0:36.00 | | |
| 2 | 7 GULF OF TOMINI Taylor Marshall | 7 | 63.5 600m | 0:11.48 400m | 1:50.75 [2] (0:14.62) | 1:36.13 [10] (0:12.19) | 1:23.94 [11] (0:12.02) | 1:11.92 [11] (0:12.36) | 0:59.56 [11] (0:12.22) | 0:47.34 [11] (0:11.90) | 0:35.44 [11] (0:11.72) | 0:35.44 | +1 | |
| 3 | 3 TRIPLE MONEY Ryan Maloney | 3 | 65.0 600m | 0:11.61 400m | 1:51.10 [3] (0:14.52) | 1:36.58 [9] (0:11.89) | 1:24.69 [10] (0:12.03) | 1:12.66 [10] (0:12.45) | 1:00.21 [10] (0:12.21) | 0:48.00 [10] (0:12.02) | 0:35.98 [10] (0:11.68) | 0:35.98 | -4 | |
| 4 | 8 CAVE DIVER Bailey Wheeler | 8 | 63.2 1400m | 0:11.67 1600m | 1:51.11 [4] (0:14.34) | 1:36.77 [7] (0:11.67) | 1:25.10 [7] (0:11.98) | 1:13.12 [7] (0:12.30) | 1:00.82 [7] (0:12.31) | 0:48.51 [7] (0:11.92) | 0:36.59 [7] (0:11.94) | 0:36.59 | -11 | |
| 5 | 9 BELLA TIVACI Dan McGillivray | 9 | 63.4 1600m | 0:11.83 1600m | 1:51.17 [5] (0:13.94) | 1:37.23 [3] (0:11.83) | 1:25.40 [4] (0:11.96) | 1:13.44 [5] (0:12.26) | 1:01.18 [4] (0:12.27) | 0:48.91 [4] (0:12.16) | 0:36.75 [4] (0:11.91) | 0:36.75 | -4 | |
| 6 | 17 ADALISSA Mark Du Plessis | 17 | 63.1 600m | 0:11.75 1600m | 1:51.38 [6] (0:14.62) | 1:36.76 [11] (0:11.75) | 1:25.01 [9] (0:11.88) | 1:13.13 [9] (0:12.39) | 1:00.74 [9] (0:12.35) | 0:48.39 [9] (0:11.87) | 0:36.52 [9] (0:11.87) | 0:36.52 | -8 | |
| 7 | 12 SUBUKI Michael Rodd | 12 | 63.0 600m | 0:11.81 600m | 1:51.53 [7] (0:14.28) | 1:37.25 [6] (0:11.89) | 1:25.36 [8] (0:11.98) | 1:13.38 [8] (0:12.36) | 1:01.02 [8] (0:12.30) | 0:48.72 [8] (0:11.92) | 0:36.80 [8] (0:11.81) | 0:36.80 | -8 | |
| 8 | 18 WILLNOTQUIT Damien Thornton | 18 | 63.8 600m | 0:11.81 400m | 1:52.01 [8] (0:14.74) | 1:37.27 [12] (0:12.29) | 1:24.98 [12] (0:12.13) | 1:12.85 [13] (0:12.35) | 1:00.50 [13] (0:12.09) | 0:48.41 [13] (0:11.96) | 0:36.45 [12] (0:11.83) | 0:36.45 | -4 | |
| 9 | 5 TWICE ON SUNDAY Justin Huxtable | 5 | 62.7 1600m | 0:11.59 1600m | 1:52.16 [9] (0:14.12) | 1:38.04 [4] (0:11.59) | 1:26.45 [3] (0:12.01) | 1:14.44 [4] (0:12.29) | 1:02.15 [5] (0:12.30) | 0:49.85 [5] (0:12.16) | 0:37.69 [5] (0:12.10) | 0:37.69 | -9 | |
| 10 | 13 DANCETHENIGHTAWAY Tahlia Fenlon | 13 | 64.3 1600m | 0:11.52 1600m | 1:52.21 [10] (0:14.34) | 1:37.87 [8] (0:11.52) | 1:26.35 [6] (0:11.78) | 1:14.57 [3] (0:12.15) | 1:02.42 [3] (0:12.32) | 0:50.10 [3] (0:12.01) | 0:38.09 [1] (0:12.18) | 0:38.09 | +6 | |

Scratched: Master Marko (#1), Aldeenaary (#15), Prickly Poppy (#14), Rocked (#16), Le Heros (#2)

Report Created: Sat 16 March 2024 15:22 GMT+10 (Note: Timing is based on position data)

Page 1/17

[] Ranking at each section and finish
 -:-:- No data available at this section
 NA No data available

SCN Saddle cloth number
 DNF Did not finish
 DNT Did not track

data processed by TRIPLESDATA



Eagle Farm QLD Professional

Race 7: AC SELECT BENCHMARK 68 Handicap - 1800m

16 March 2024 - 15:09



BRISBANE
RACING CLUB

Track Rating: Good 4, Weather: Fine, Rail Position: +0.5m Entire

| Section | Overall | 1600m | 1400m | 1200m | 1000m | 800m | 600m | Last 600m |
|-------------|----------------------|----------------------|----------------------|----------------------|----------------------|----------------------|----------------------|-----------|
| Field Times | 1:50.49 (0:13.89) | 1:36.60 (0:11.51) | 1:25.09 (0:12.07) | 1:13.02 (0:12.21) | 1:00.81 (0:12.36) | 0:48.45 (0:12.08) | 0:36.37 (0:12.18) | 0:36.37 |

| Rank | TAB | Horse/Jockey | Barrier | Top Speed [km/h] | Fastest Section | Overall | 1600m | 1400m | 1200m | 1000m | 800m | 600m | Last 600m | Distance Travelled [m] |
|------|-----|----------------------------------|---------|------------------|------------------|---------------------------|---------------------------|---------------------------|---------------------------|---------------------------|---------------------------|---------------------------|-----------|------------------------|
| 11 | 10 | JETPACK VERDI Angela Jones | 10 | 64.8 1600m | 0:11.55 1600m | 1:52.25 [11] (0:13.94) | 1:38.31 [2] (0:11.55) | 1:26.76 [2] (0:12.05) | 1:14.71 [2] (0:12.16) | 1:02.55 [2] (0:12.39) | 0:50.16 [2] (0:12.19) | 0:37.97 [3] (0:12.18) | 0:37.97 | +2 |
| 12 | 4 | HADOUKEN Jag Guthmann-Chester | 4 | 63.6 1600m | 0:11.51 1600m | 1:52.33 [12] (0:13.89) | 1:38.44 [1] (0:11.51) | 1:26.93 [1] (0:12.07) | 1:14.86 [1] (0:12.21) | 1:02.65 [1] (0:12.36) | 0:50.29 [1] (0:12.08) | 0:38.21 [2] (0:12.36) | 0:38.21 | -9 |
| 13 | 11 | TAVISTORM Jake Bayliss | 11 | 62.7 800m | 0:11.74 600m | 1:52.49 [13] (0:15.02) | 1:37.47 [13] (0:12.20) | 1:25.27 [13] (0:11.85) | 1:13.42 [12] (0:12.19) | 1:01.23 [12] (0:12.25) | 0:48.98 [12] (0:12.13) | 0:36.85 [13] (0:11.74) | 0:36.85 | -8 |

Scratched: Master Marko (#1), Aldeenaary (#15), Prickly Poppy (#14), Rocked (#16), Le Heros (#2)

[] Ranking at each section and finish
 -:-:-:- No data available at this section
 NA No data available

SCN Saddle cloth number
 DNF Did not finish
 DNT Did not track



Eagle Farm QLD Professional

Race 7: AC SELECT BENCHMARK 68 Handicap - 1800m

16 March 2024 - 15:09



BRISBANE
RACING CLUB

Track Rating: Good 4, Weather: Fine, Rail Position: +0.5m Entire

| Section | | | 400m | 200m | | | Last 600m | | | |
|-------------|-----|------------------------------------|----------------------|----------------------|------------------|---------------------------|---------------------------|------------------------|---------|-----|
| Field Times | | | 0:24.19 (0:11.79) | 0:12.40 (0:12.40) | | | 0:36.37 | | | |
| Rank | TAB | Horse/Jockey | Barrier | Top Speed [km/h] | Fastest Section | Margin | | Distance Travelled [m] | | |
| 1 | 6 | A DEEL OF HUMOUR Anthony Allen | 6 | 63.6 600m | 0:11.59 1600m | 0:24.14 [3] (0:11.74) | 0:12.40 [1] (0:12.40) | 1:50.49 | 0:36.00 | |
| 2 | 7 | GULF OF TOMINI Taylor Marshall | 7 | 63.5 600m | 0:11.48 400m | 0:23.72 [11] (0:11.48) | 0:12.24 [5] (0:12.24) | 1.53L | 0:35.44 | +1 |
| 3 | 3 | TRIPLE MONEY Ryan Maloney | 3 | 65.0 600m | 0:11.61 400m | 0:24.30 [10] (0:11.61) | 0:12.69 [3] (0:12.69) | 3.59L | 0:35.98 | -4 |
| 4 | 8 | CAVE DIVER Bailey Wheeler | 8 | 63.2 1400m | 0:11.67 1600m | 0:24.65 [5] (0:12.07) | 0:12.58 [6] (0:12.58) | 3.69L | 0:36.59 | -11 |
| 5 | 9 | BELLA TIVACI Dan McGillivray | 9 | 63.4 1600m | 0:11.83 1600m | 0:24.84 [2] (0:12.00) | 0:12.84 [2] (0:12.84) | 4.04L | 0:36.75 | -4 |
| 6 | 17 | ADALISSA Mark Du Plessis | 17 | 63.1 600m | 0:11.75 1600m | 0:24.65 [9] (0:12.00) | 0:12.65 [9] (0:12.65) | 5.27L | 0:36.52 | -8 |
| 7 | 12 | SUBUKI Michael Rodd | 12 | 63.0 600m | 0:11.81 600m | 0:24.99 [7] (0:11.95) | 0:13.04 [4] (0:13.04) | 6.16L | 0:36.80 | -8 |
| 8 | 18 | WILLNOTQUIT Damien Thornton | 18 | 63.8 600m | 0:11.81 400m | 0:24.62 [13] (0:11.81) | 0:12.81 [12] (0:12.81) | 8.97L | 0:36.45 | -4 |
| 9 | 5 | TWICE ON SUNDAY Justin Huxtable | 5 | 62.7 1600m | 0:11.59 1600m | 0:25.59 [8] (0:12.16) | 0:13.43 [8] (0:13.43) | 9.83L | 0:37.69 | -9 |
| 10 | 13 | DANCETHENIGHTAWAY Tahlia Fenlon | 13 | 64.3 1600m | 0:11.52 1600m | 0:25.91 [1] (0:12.34) | 0:13.57 [7] (0:13.57) | 10.17L | 0:38.09 | +6 |

Scratched: Master Marko (#1), Aldeenaary (#15), Prickly Poppy (#14), Rocked (#16), Le Heros (#2)

Report Created: Sat 16 March 2024 15:22 GMT+10 (Note: Timing is based on position data)

Page 3/17

[] Ranking at each section and finish
 -:-:- No data available at this section
 NA No data available

SCN Saddle cloth number
 DNF Did not finish
 DNT Did not track

data processed by  TRIPLES DATA



Eagle Farm QLD Professional

Race 7: AC SELECT BENCHMARK 68 Handicap - 1800m

16 March 2024 - 15:09



BRISBANE
RACING CLUB

Track Rating: Good 4, Weather: Fine, Rail Position: +0.5m Entire

| Section | | | | 400m | 200m | | | Last 600m | | |
|-------------|-----|---|---------|----------------------|----------------------|---------------------------|---------------------------|-----------|---------|------------------------|
| Field Times | | | | 0:24.19 (0:11.79) | 0:12.40 (0:12.40) | | | 0:36.37 | | |
| Rank | TAB | Horse/Jockey | Barrier | Top Speed [km/h] | Fastest Section | Margin | | | | Distance Travelled [m] |
| 11 | 10 | JETPACK VERDI Angela Jones | 10 | 64.8 1600m | 0:11.55 1600m | 0:25.79 [4] (0:12.44) | 0:13.35 [11] (0:13.35) | 10.38L | 0:37.97 | +2 |
| 12 | 4 | HADOUKEN Jag Guthmann-Chester | 4 | 63.6 1600m | 0:11.51 1600m | 0:25.85 [6] (0:12.29) | 0:13.56 [10] (0:13.56) | 10.82L | 0:38.21 | -9 |
| 13 | 11 | TAVISTORM Jake Bayliss | 11 | 62.7 800m | 0:11.74 600m | 0:25.11 [12] (0:11.93) | 0:13.18 [13] (0:13.18) | 11.8L | 0:36.85 | -8 |

Scratched: Master Marko (#1), Aldeenaary (#15), Prickly Poppy (#14), Rocked (#16), Le Heros (#2)

[] Ranking at each section and finish
 -:-:-:- No data available at this section
 NA No data available

SCN Saddle cloth number
 DNF Did not finish
 DNT Did not track



| | |
|--------------------------------|------------------|
| Horse/Jockey Name | A Deel Of Humour |
| Final Rank | 1 |
| Fastest Section Time (Section) | 0:11.59 (1600m) |
| Top Speed [km/h] (Section) | 63.6 (600m) |
| Race State | Finished |



Eagle Farm QLD Professional

Race 7: AC SELECT BENCHMARK 68 Handicap - 1800m

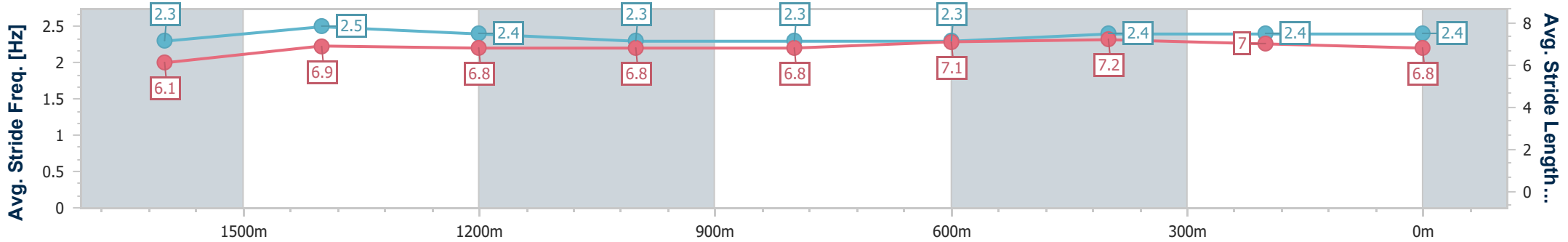
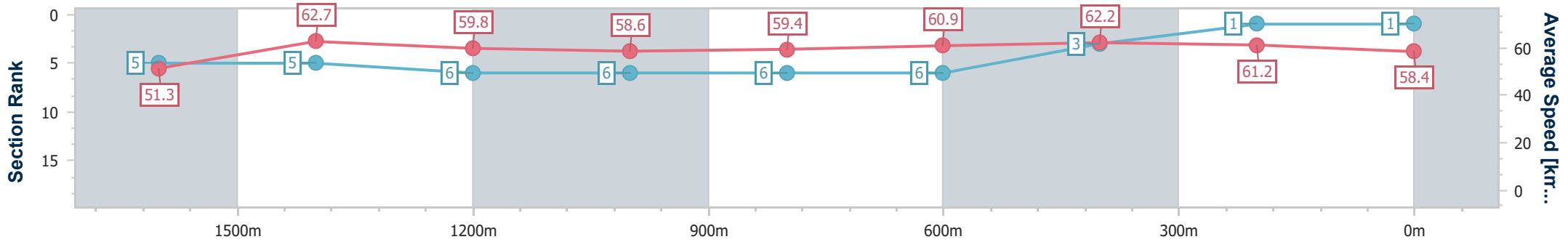
16 March 2024 - 15:09

Track Rating: Good 4, Weather: Fine, Rail Position: +0.5m Entire



BRISBANE RACING CLUB

| Section | Overall | 1600m | 1400m | 1200m | 1000m | 800m | 600m | 400m | 200m |
|------------------------|--------------------------|--------------------------|--------------------------|--------------------------|--------------------------|--------------------------|--------------------------|--------------------------|--------------------------|
| Section Times | 1:50.49 [1] (0:14.23) | 1:36.26 [5] (0:11.59) | 1:24.67 [5] (0:12.06) | 1:12.61 [6] (0:12.30) | 1:00.31 [6] (0:12.33) | 0:47.98 [6] (0:11.98) | 0:36.00 [6] (0:11.86) | 0:24.14 [3] (0:11.74) | 0:12.40 [1] (0:12.40) |
| Average Speed [km/h] | 51.3 | 62.7 | 59.8 | 58.6 | 59.4 | 60.9 | 62.2 | 61.2 | 58.4 |
| Top Speed [km/h] | 61.7 | 63.4 | 63.3 | 59.3 | 60.0 | 62.0 | 63.6 | 63.2 | 59.4 |
| Avg. Dist. to Rail [m] | 6.0 | 2.5 | 2.5 | 3.1 | 2.9 | 3.4 | 4.6 | 7.1 | 5.2 |
| Avg. Stride Freq. [Hz] | 2.3 | 2.5 | 2.4 | 2.3 | 2.3 | 2.3 | 2.4 | 2.4 | 2.4 |
| Avg. Stride Length [m] | 6.1 | 6.9 | 6.8 | 6.8 | 6.8 | 7.1 | 7.2 | 7.0 | 6.8 |



- [] Ranking at each section and finish
- .-.- No data available at this section
- NA No data available



| | |
|--------------------------------|----------------|
| Horse/Jockey Name | Gulf Of Tomini |
| Final Rank | 2 |
| Fastest Section Time (Section) | 0:11.48 (400m) |
| Top Speed [km/h] (Section) | 63.5 (600m) |
| Race State | Finished |



Eagle Farm QLD Professional

Race 7: AC SELECT BENCHMARK 68 Handicap - 1800m

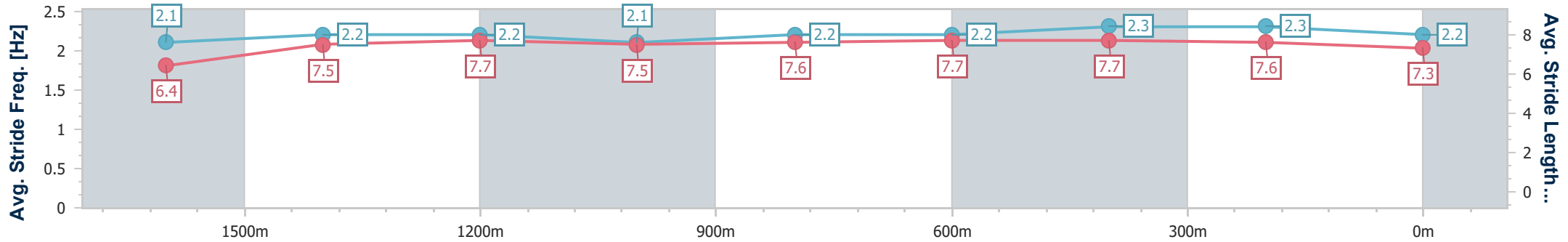
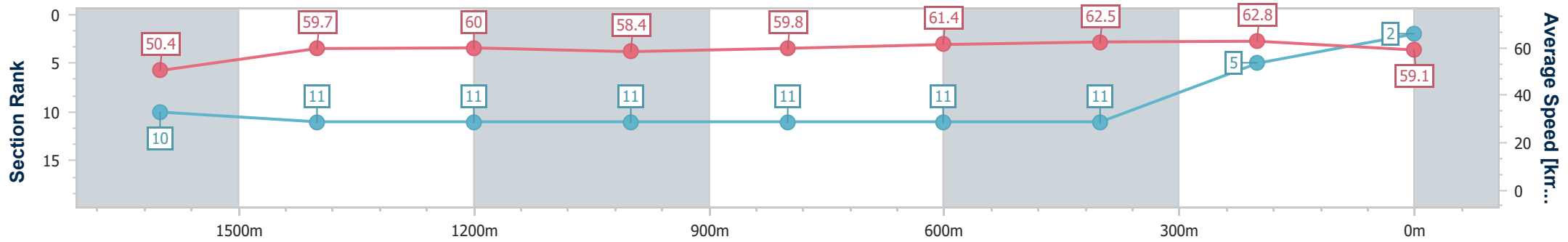
16 March 2024 - 15:09

Track Rating: Good 4, Weather: Fine, Rail Position: +0.5m Entire



BRISBANE RACING CLUB

| Section | Overall | 1600m | 1400m | 1200m | 1000m | 800m | 600m | 400m | 200m |
|------------------------|--------------------------|---------------------------|---------------------------|---------------------------|---------------------------|---------------------------|---------------------------|---------------------------|--------------------------|
| Section Times | 1:50.75 [2] (0:14.62) | 1:36.13 [10] (0:12.19) | 1:23.94 [11] (0:12.02) | 1:11.92 [11] (0:12.36) | 0:59.56 [11] (0:12.22) | 0:47.34 [11] (0:11.90) | 0:35.44 [11] (0:11.72) | 0:23.72 [11] (0:11.48) | 0:12.24 [5] (0:12.24) |
| Average Speed [km/h] | 50.4 | 59.7 | 60.0 | 58.4 | 59.8 | 61.4 | 62.5 | 62.8 | 59.1 |
| Top Speed [km/h] | 61.1 | 60.9 | 60.4 | 59.6 | 61.1 | 62.5 | 63.5 | 63.3 | 61.4 |
| Avg. Dist. to Rail [m] | 9.6 | 2.5 | 2.7 | 3.1 | 2.9 | 2.6 | 3.8 | 10.4 | 10.1 |
| Avg. Stride Freq. [Hz] | 2.1 | 2.2 | 2.2 | 2.1 | 2.2 | 2.2 | 2.3 | 2.3 | 2.2 |
| Avg. Stride Length [m] | 6.4 | 7.5 | 7.7 | 7.5 | 7.6 | 7.7 | 7.7 | 7.6 | 7.3 |



- [] Ranking at each section and finish
- .-.- No data available at this section
- NA No data available



| | |
|--------------------------------|----------------|
| Horse/Jockey Name | Triple Money |
| Final Rank | 3 |
| Fastest Section Time (Section) | 0:11.61 (400m) |
| Top Speed [km/h] (Section) | 65.0 (600m) |
| Race State | Finished |



Eagle Farm QLD Professional

Race 7: AC SELECT BENCHMARK 68 Handicap - 1800m

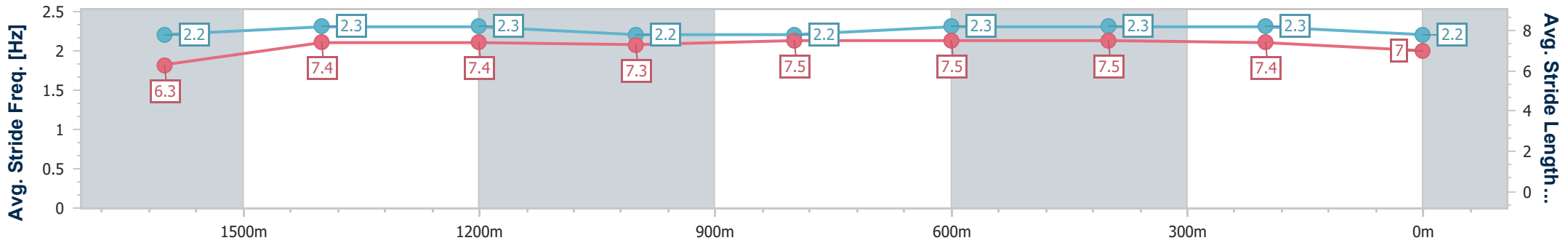
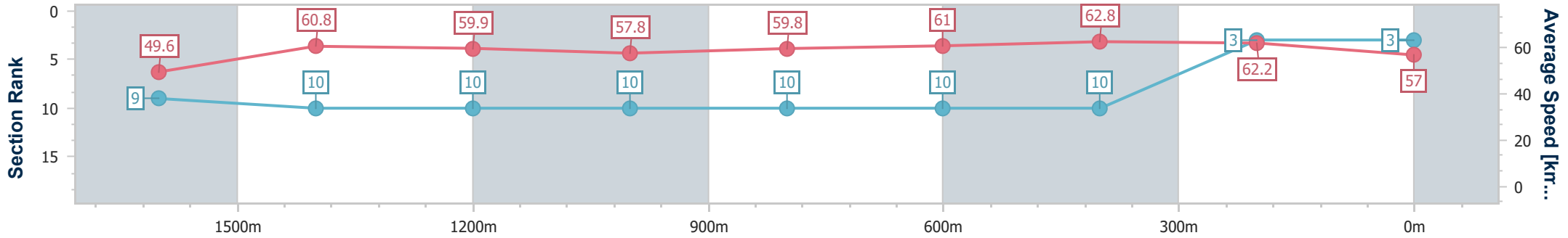
16 March 2024 - 15:09

Track Rating: Good 4, Weather: Fine, Rail Position: +0.5m Entire



BRISBANE RACING CLUB

| Section | Overall | 1600m | 1400m | 1200m | 1000m | 800m | 600m | 400m | 200m |
|------------------------|--------------------------|--------------------------|---------------------------|---------------------------|---------------------------|---------------------------|---------------------------|---------------------------|--------------------------|
| Section Times | 1:51.10 [3] (0:14.52) | 1:36.58 [9] (0:11.89) | 1:24.69 [10] (0:12.03) | 1:12.66 [10] (0:12.45) | 1:00.21 [10] (0:12.21) | 0:48.00 [10] (0:12.02) | 0:35.98 [10] (0:11.68) | 0:24.30 [10] (0:11.61) | 0:12.69 [3] (0:12.69) |
| Average Speed [km/h] | 49.6 | 60.8 | 59.9 | 57.8 | 59.8 | 61.0 | 62.8 | 62.2 | 57.0 |
| Top Speed [km/h] | 60.3 | 62.0 | 61.7 | 58.7 | 61.0 | 62.6 | 65.0 | 64.3 | 59.6 |
| Avg. Dist. to Rail [m] | 3.2 | 1.0 | 1.9 | 2.2 | 2.5 | 3.9 | 4.0 | 9.6 | 8.5 |
| Avg. Stride Freq. [Hz] | 2.2 | 2.3 | 2.3 | 2.2 | 2.2 | 2.3 | 2.3 | 2.3 | 2.2 |
| Avg. Stride Length [m] | 6.3 | 7.4 | 7.4 | 7.3 | 7.5 | 7.5 | 7.5 | 7.4 | 7.0 |



- [] Ranking at each section and finish
- .-.- No data available at this section
- NA No data available



| | |
|--------------------------------|-----------------|
| Horse/Jockey Name | Cave Diver |
| Final Rank | 4 |
| Fastest Section Time (Section) | 0:11.67 (1600m) |
| Top Speed [km/h] (Section) | 63.2 (1400m) |
| Race State | Finished |



Eagle Farm QLD Professional

Race 7: AC SELECT BENCHMARK 68 Handicap - 1800m

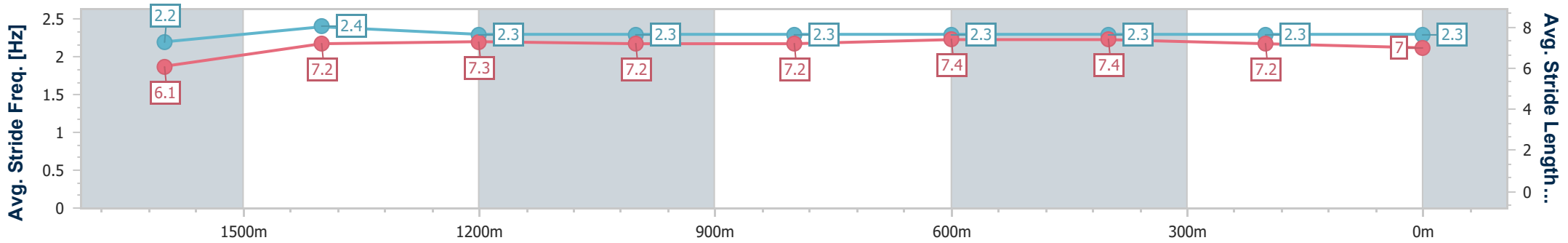
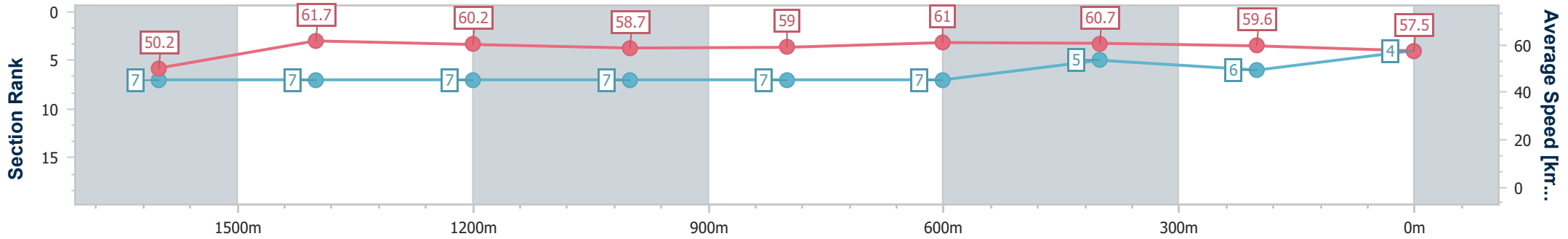
16 March 2024 - 15:09

Track Rating: Good 4, Weather: Fine, Rail Position: +0.5m Entire



BRISBANE RACING CLUB

| Section | Overall | 1600m | 1400m | 1200m | 1000m | 800m | 600m | 400m | 200m |
|------------------------|--------------------------|--------------------------|--------------------------|--------------------------|--------------------------|--------------------------|--------------------------|--------------------------|--------------------------|
| Section Times | 1:51.11 [4] (0:14.34) | 1:36.77 [7] (0:11.67) | 1:25.10 [7] (0:11.98) | 1:13.12 [7] (0:12.30) | 1:00.82 [7] (0:12.31) | 0:48.51 [7] (0:11.92) | 0:36.59 [7] (0:11.94) | 0:24.65 [5] (0:12.07) | 0:12.58 [6] (0:12.58) |
| Average Speed [km/h] | 50.2 | 61.7 | 60.2 | 58.7 | 59.0 | 61.0 | 60.7 | 59.6 | 57.5 |
| Top Speed [km/h] | 60.4 | 63.2 | 63.2 | 59.5 | 60.5 | 61.6 | 61.8 | 61.3 | 58.7 |
| Avg. Dist. to Rail [m] | 2.9 | 0.6 | 1.4 | 1.8 | 1.5 | 2.4 | 1.7 | 2.5 | 1.9 |
| Avg. Stride Freq. [Hz] | 2.2 | 2.4 | 2.3 | 2.3 | 2.3 | 2.3 | 2.3 | 2.3 | 2.3 |
| Avg. Stride Length [m] | 6.1 | 7.2 | 7.3 | 7.2 | 7.2 | 7.4 | 7.4 | 7.2 | 7.0 |



- [] Ranking at each section and finish
- .-.- No data available at this section
- NA No data available



| | |
|--------------------------------|-----------------|
| Horse/Jockey Name | Bella Tivaci |
| Final Rank | 5 |
| Fastest Section Time (Section) | 0:11.83 (1600m) |
| Top Speed [km/h] (Section) | 63.4 (1600m) |
| Race State | Finished |



Eagle Farm QLD Professional

Race 7: AC SELECT BENCHMARK 68 Handicap - 1800m

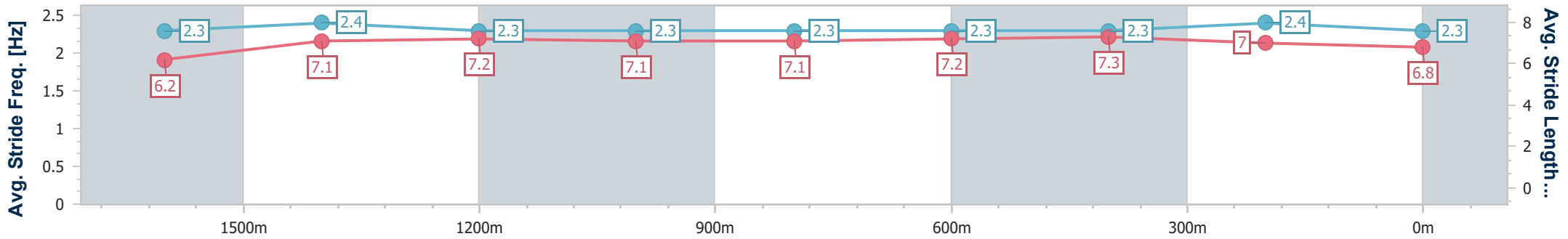
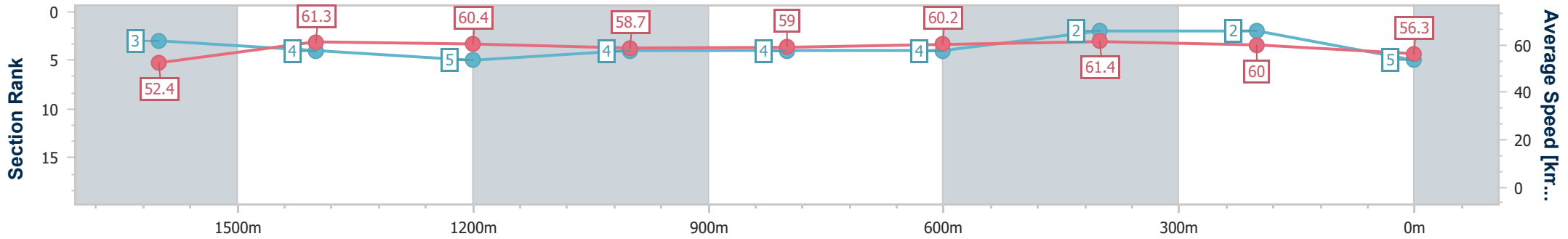
16 March 2024 - 15:09

Track Rating: Good 4, Weather: Fine, Rail Position: +0.5m Entire



BRISBANE RACING CLUB

| Section | Overall | 1600m | 1400m | 1200m | 1000m | 800m | 600m | 400m | 200m |
|------------------------|--------------------------|--------------------------|--------------------------|--------------------------|--------------------------|--------------------------|--------------------------|--------------------------|--------------------------|
| Section Times | 1:51.17 [5] (0:13.94) | 1:37.23 [3] (0:11.83) | 1:25.40 [4] (0:11.96) | 1:13.44 [5] (0:12.26) | 1:01.18 [4] (0:12.27) | 0:48.91 [4] (0:12.16) | 0:36.75 [4] (0:11.91) | 0:24.84 [2] (0:12.00) | 0:12.84 [2] (0:12.84) |
| Average Speed [km/h] | 52.4 | 61.3 | 60.4 | 58.7 | 59.0 | 60.2 | 61.4 | 60.0 | 56.3 |
| Top Speed [km/h] | 62.5 | 63.4 | 62.8 | 59.5 | 59.9 | 61.1 | 62.2 | 61.5 | 57.6 |
| Avg. Dist. to Rail [m] | 7.0 | 2.1 | 2.4 | 2.5 | 1.3 | 3.2 | 3.1 | 6.6 | 5.2 |
| Avg. Stride Freq. [Hz] | 2.3 | 2.4 | 2.3 | 2.3 | 2.3 | 2.3 | 2.3 | 2.4 | 2.3 |
| Avg. Stride Length [m] | 6.2 | 7.1 | 7.2 | 7.1 | 7.1 | 7.2 | 7.3 | 7.0 | 6.8 |



- [] Ranking at each section and finish
- .-.- No data available at this section
- NA No data available



| | |
|--------------------------------|-----------------|
| Horse/Jockey Name | Adalissa |
| Final Rank | 6 |
| Fastest Section Time (Section) | 0:11.75 (1600m) |
| Top Speed [km/h] (Section) | 63.1 (600m) |
| Race State | Finished |



Eagle Farm QLD Professional

Race 7: AC SELECT BENCHMARK 68 Handicap - 1800m

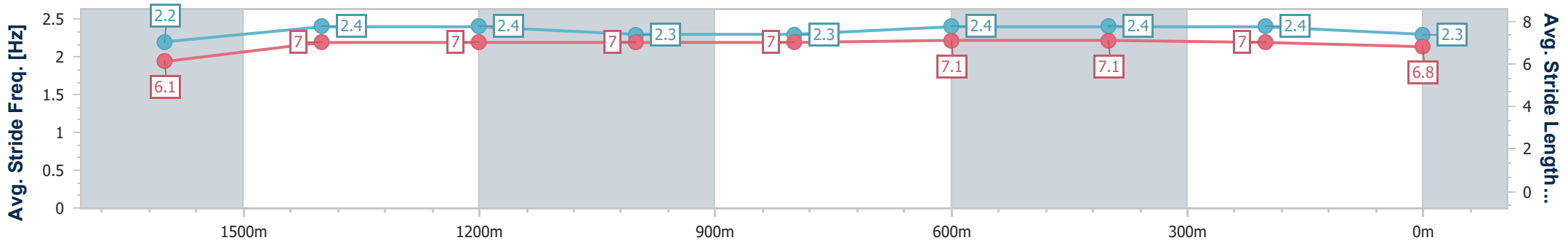
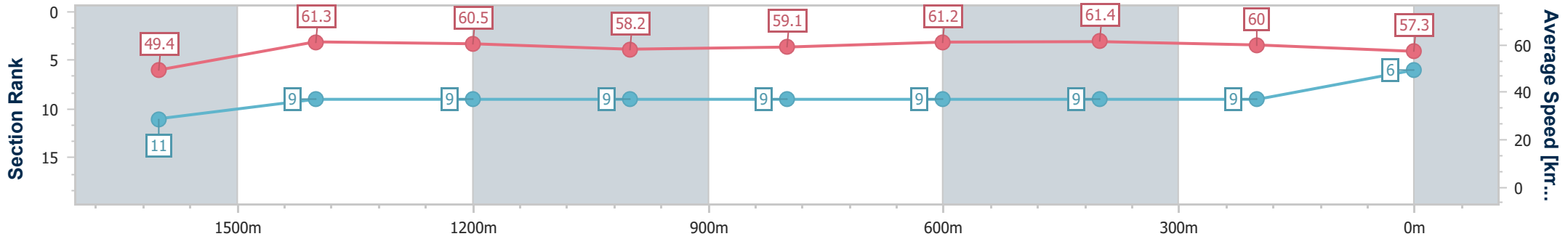
16 March 2024 - 15:09

Track Rating: Good 4, Weather: Fine, Rail Position: +0.5m Entire



BRISBANE RACING CLUB

| Section | Overall | 1600m | 1400m | 1200m | 1000m | 800m | 600m | 400m | 200m |
|------------------------|--------------------------|---------------------------|--------------------------|--------------------------|--------------------------|--------------------------|--------------------------|--------------------------|--------------------------|
| Section Times | 1:51.38 [6] (0:14.62) | 1:36.76 [11] (0:11.75) | 1:25.01 [9] (0:11.88) | 1:13.13 [9] (0:12.39) | 1:00.74 [9] (0:12.35) | 0:48.39 [9] (0:11.87) | 0:36.52 [9] (0:11.87) | 0:24.65 [9] (0:12.00) | 0:12.65 [9] (0:12.65) |
| Average Speed [km/h] | 49.4 | 61.3 | 60.5 | 58.2 | 59.1 | 61.2 | 61.4 | 60.0 | 57.3 |
| Top Speed [km/h] | 60.6 | 62.2 | 62.8 | 59.2 | 61.1 | 62.8 | 63.1 | 61.7 | 58.4 |
| Avg. Dist. to Rail [m] | 4.6 | 0.5 | 1.3 | 2.3 | 2.3 | 2.3 | 2.0 | 4.4 | 3.4 |
| Avg. Stride Freq. [Hz] | 2.2 | 2.4 | 2.4 | 2.3 | 2.3 | 2.4 | 2.4 | 2.4 | 2.3 |
| Avg. Stride Length [m] | 6.1 | 7.0 | 7.0 | 7.0 | 7.0 | 7.1 | 7.1 | 7.0 | 6.8 |



- [] Ranking at each section and finish
- .-.- No data available at this section
- NA No data available



| | |
|--------------------------------|----------------|
| Horse/Jockey Name | Subuki |
| Final Rank | 7 |
| Fastest Section Time (Section) | 0:11.81 (600m) |
| Top Speed [km/h] (Section) | 63.0 (600m) |
| Race State | Finished |



Eagle Farm QLD Professional

Race 7: AC SELECT BENCHMARK 68 Handicap - 1800m

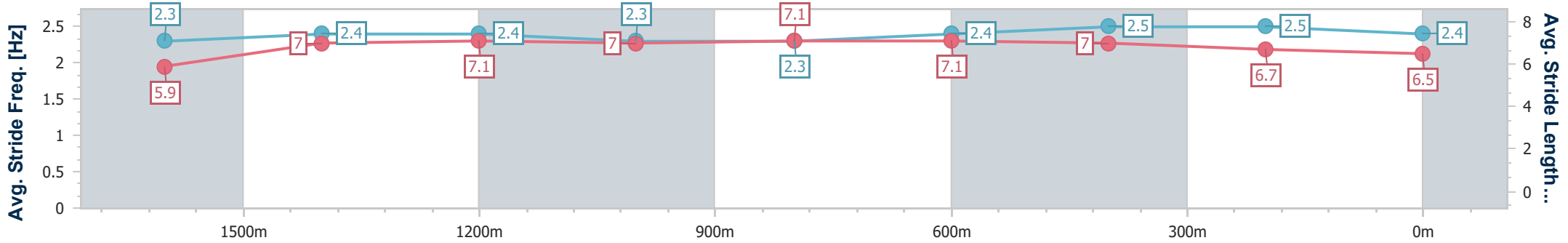
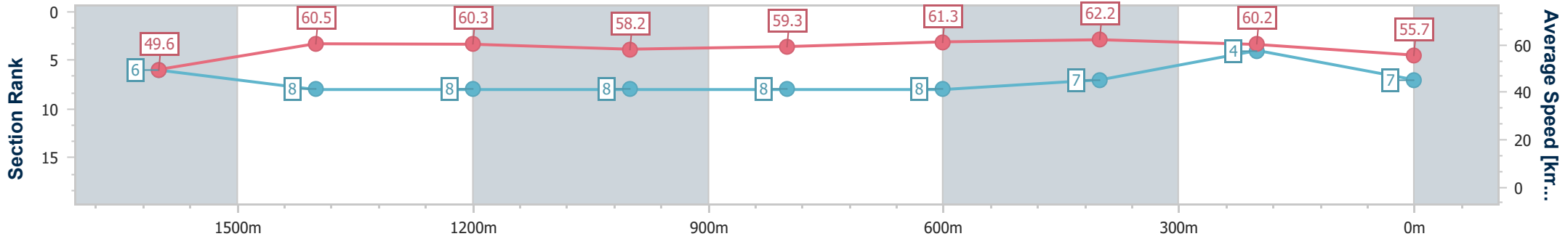
16 March 2024 - 15:09

Track Rating: Good 4, Weather: Fine, Rail Position: +0.5m Entire



BRISBANE RACING CLUB

| Section | Overall | 1600m | 1400m | 1200m | 1000m | 800m | 600m | 400m | 200m |
|------------------------|--------------------------|--------------------------|--------------------------|--------------------------|--------------------------|--------------------------|--------------------------|--------------------------|--------------------------|
| Section Times | 1:51.53 [7] (0:14.28) | 1:37.25 [6] (0:11.89) | 1:25.36 [8] (0:11.98) | 1:13.38 [8] (0:12.36) | 1:01.02 [8] (0:12.30) | 0:48.72 [8] (0:11.92) | 0:36.80 [8] (0:11.81) | 0:24.99 [7] (0:11.95) | 0:13.04 [4] (0:13.04) |
| Average Speed [km/h] | 49.6 | 60.5 | 60.3 | 58.2 | 59.3 | 61.3 | 62.2 | 60.2 | 55.7 |
| Top Speed [km/h] | 61.2 | 62.4 | 62.5 | 59.0 | 61.0 | 62.2 | 63.0 | 62.3 | 58.7 |
| Avg. Dist. to Rail [m] | 4.4 | 1.0 | 2.0 | 2.9 | 2.6 | 2.8 | 4.3 | 11.2 | 9.3 |
| Avg. Stride Freq. [Hz] | 2.3 | 2.4 | 2.4 | 2.3 | 2.3 | 2.4 | 2.5 | 2.5 | 2.4 |
| Avg. Stride Length [m] | 5.9 | 7.0 | 7.1 | 7.0 | 7.1 | 7.1 | 7.0 | 6.7 | 6.5 |



- [] Ranking at each section and finish
- .-.- No data available at this section
- NA No data available



| | |
|--------------------------------|----------------|
| Horse/Jockey Name | Willnotquit |
| Final Rank | 8 |
| Fastest Section Time (Section) | 0:11.81 (400m) |
| Top Speed [km/h] (Section) | 63.8 (600m) |
| Race State | Finished |



Eagle Farm QLD Professional

Race 7: AC SELECT BENCHMARK 68 Handicap - 1800m

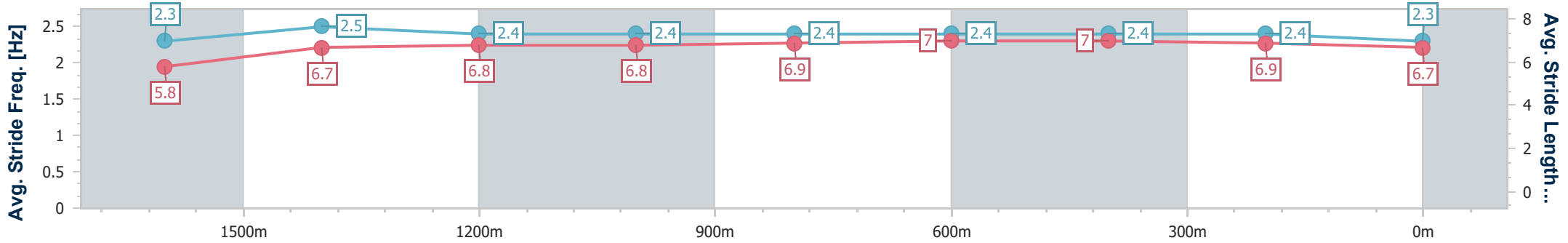
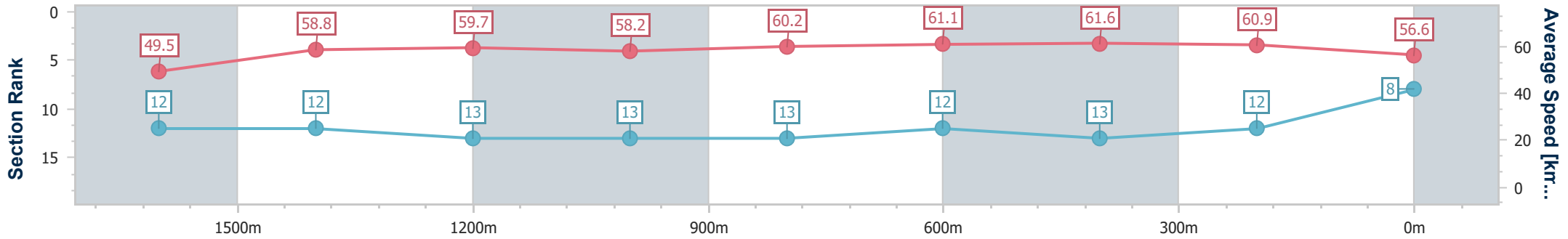
16 March 2024 - 15:09

Track Rating: Good 4, Weather: Fine, Rail Position: +0.5m Entire



BRISBANE RACING CLUB

| Section | Overall | 1600m | 1400m | 1200m | 1000m | 800m | 600m | 400m | 200m |
|------------------------|--------------------------|---------------------------|---------------------------|---------------------------|---------------------------|---------------------------|---------------------------|---------------------------|---------------------------|
| Section Times | 1:52.01 [8] (0:14.74) | 1:37.27 [12] (0:12.29) | 1:24.98 [12] (0:12.13) | 1:12.85 [13] (0:12.35) | 1:00.50 [13] (0:12.09) | 0:48.41 [13] (0:11.96) | 0:36.45 [12] (0:11.83) | 0:24.62 [13] (0:11.81) | 0:12.81 [12] (0:12.81) |
| Average Speed [km/h] | 49.5 | 58.8 | 59.7 | 58.2 | 60.2 | 61.1 | 61.6 | 60.9 | 56.6 |
| Top Speed [km/h] | 59.8 | 60.1 | 60.1 | 59.9 | 62.3 | 62.6 | 63.8 | 63.6 | 58.4 |
| Avg. Dist. to Rail [m] | 7.2 | 1.6 | 2.2 | 2.8 | 1.7 | 3.1 | 2.7 | 8.0 | 8.8 |
| Avg. Stride Freq. [Hz] | 2.3 | 2.5 | 2.4 | 2.4 | 2.4 | 2.4 | 2.4 | 2.4 | 2.3 |
| Avg. Stride Length [m] | 5.8 | 6.7 | 6.8 | 6.8 | 6.9 | 7.0 | 7.0 | 6.9 | 6.7 |



- [] Ranking at each section and finish
- .-.- No data available at this section
- NA No data available



| | |
|--------------------------------|-----------------|
| Horse/Jockey Name | Twice On Sunday |
| Final Rank | 9 |
| Fastest Section Time (Section) | 0:11.59 (1600m) |
| Top Speed [km/h] (Section) | 62.7 (1600m) |
| Race State | Finished |



Eagle Farm QLD Professional

Race 7: AC SELECT BENCHMARK 68 Handicap - 1800m

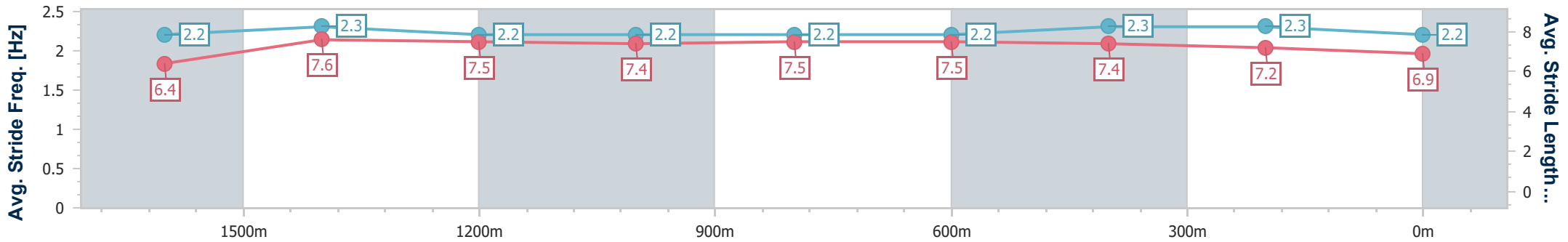
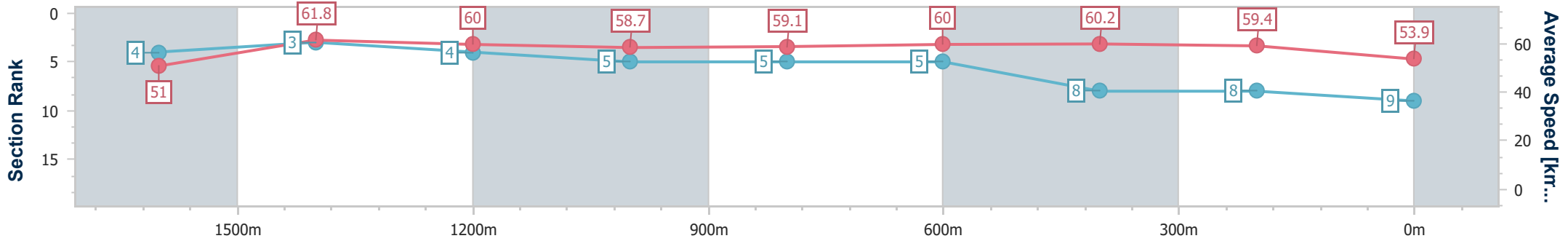
16 March 2024 - 15:09

Track Rating: Good 4, Weather: Fine, Rail Position: +0.5m Entire



BRISBANE RACING CLUB

| Section | Overall | 1600m | 1400m | 1200m | 1000m | 800m | 600m | 400m | 200m |
|------------------------|--------------------------|--------------------------|--------------------------|--------------------------|--------------------------|--------------------------|--------------------------|--------------------------|--------------------------|
| Section Times | 1:52.16 [9] (0:14.12) | 1:38.04 [4] (0:11.59) | 1:26.45 [3] (0:12.01) | 1:14.44 [4] (0:12.29) | 1:02.15 [5] (0:12.30) | 0:49.85 [5] (0:12.16) | 0:37.69 [5] (0:12.10) | 0:25.59 [8] (0:12.16) | 0:13.43 [8] (0:13.43) |
| Average Speed [km/h] | 51.0 | 61.8 | 60.0 | 58.7 | 59.1 | 60.0 | 60.2 | 59.4 | 53.9 |
| Top Speed [km/h] | 61.5 | 62.7 | 61.9 | 59.8 | 60.6 | 61.1 | 60.8 | 61.1 | 56.5 |
| Avg. Dist. to Rail [m] | 3.6 | 0.5 | 0.9 | 1.7 | 1.7 | 3.5 | 2.6 | 7.8 | 8.4 |
| Avg. Stride Freq. [Hz] | 2.2 | 2.3 | 2.2 | 2.2 | 2.2 | 2.2 | 2.3 | 2.3 | 2.2 |
| Avg. Stride Length [m] | 6.4 | 7.6 | 7.5 | 7.4 | 7.5 | 7.5 | 7.4 | 7.2 | 6.9 |



- [] Ranking at each section and finish
- .-.- No data available at this section
- NA No data available



| | |
|--------------------------------|-------------------|
| Horse/Jockey Name | Dancethenightaway |
| Final Rank | 10 |
| Fastest Section Time (Section) | 0:11.52 (1600m) |
| Top Speed [km/h] (Section) | 64.3 (1600m) |
| Race State | Finished |



Eagle Farm QLD Professional

Race 7: AC SELECT BENCHMARK 68 Handicap - 1800m

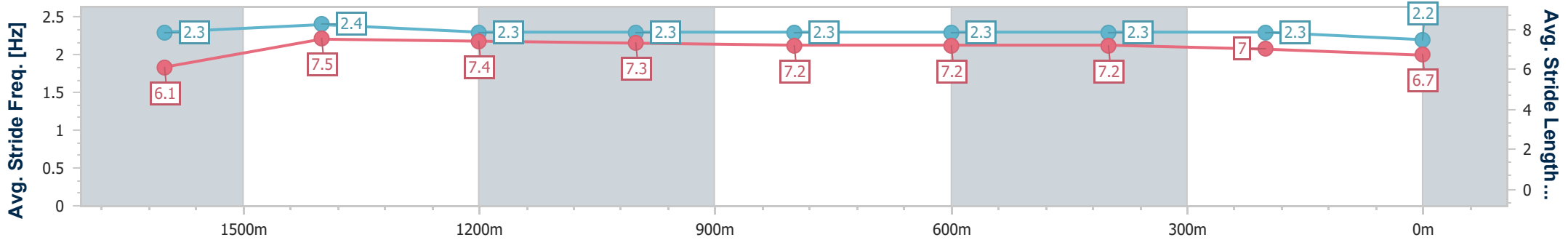
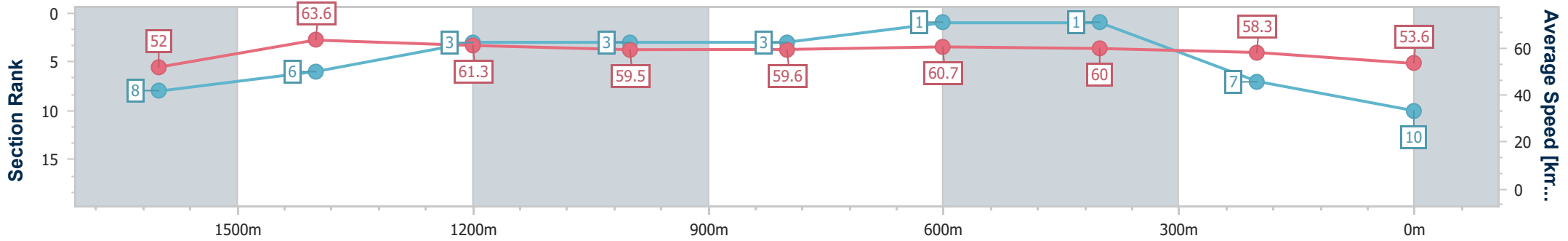
16 March 2024 - 15:09

Track Rating: Good 4, Weather: Fine, Rail Position: +0.5m Entire



BRISBANE RACING CLUB

| Section | Overall | 1600m | 1400m | 1200m | 1000m | 800m | 600m | 400m | 200m |
|------------------------|---------------------------|--------------------------|--------------------------|--------------------------|--------------------------|--------------------------|--------------------------|--------------------------|--------------------------|
| Section Times | 1:52.21 [10] (0:14.34) | 1:37.87 [8] (0:11.52) | 1:26.35 [6] (0:11.78) | 1:14.57 [3] (0:12.15) | 1:02.42 [3] (0:12.32) | 0:50.10 [3] (0:12.01) | 0:38.09 [1] (0:12.18) | 0:25.91 [1] (0:12.34) | 0:13.57 [7] (0:13.57) |
| Average Speed [km/h] | 52.0 | 63.6 | 61.3 | 59.5 | 59.6 | 60.7 | 60.0 | 58.3 | 53.6 |
| Top Speed [km/h] | 63.6 | 64.3 | 63.5 | 60.3 | 61.1 | 61.4 | 61.0 | 60.7 | 55.9 |
| Avg. Dist. to Rail [m] | 12.1 | 4.4 | 4.3 | 4.8 | 3.9 | 3.3 | 3.2 | 6.3 | 6.8 |
| Avg. Stride Freq. [Hz] | 2.3 | 2.4 | 2.3 | 2.3 | 2.3 | 2.3 | 2.3 | 2.3 | 2.2 |
| Avg. Stride Length [m] | 6.1 | 7.5 | 7.4 | 7.3 | 7.2 | 7.2 | 7.2 | 7.0 | 6.7 |



- [] Ranking at each section and finish
- .-.- No data available at this section
- NA No data available



| | |
|--------------------------------|-----------------|
| Horse/Jockey Name | Jetpack Verdi |
| Final Rank | 11 |
| Fastest Section Time (Section) | 0:11.55 (1600m) |
| Top Speed [km/h] (Section) | 64.8 (1600m) |
| Race State | Finished |



Eagle Farm QLD Professional

Race 7: AC SELECT BENCHMARK 68 Handicap - 1800m

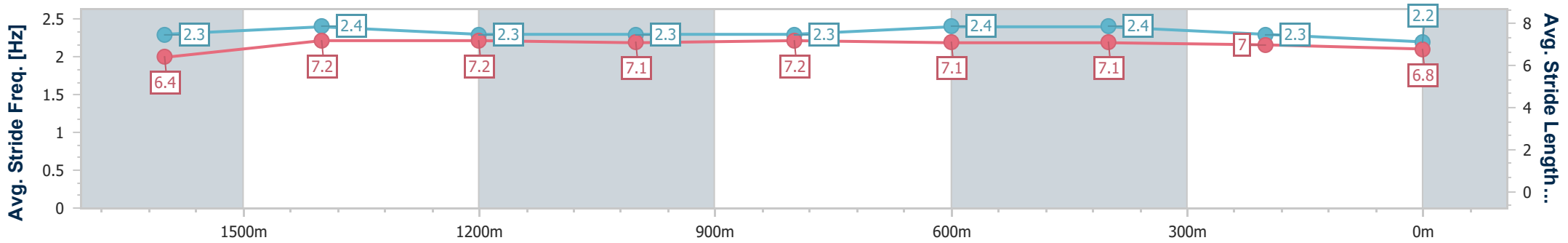
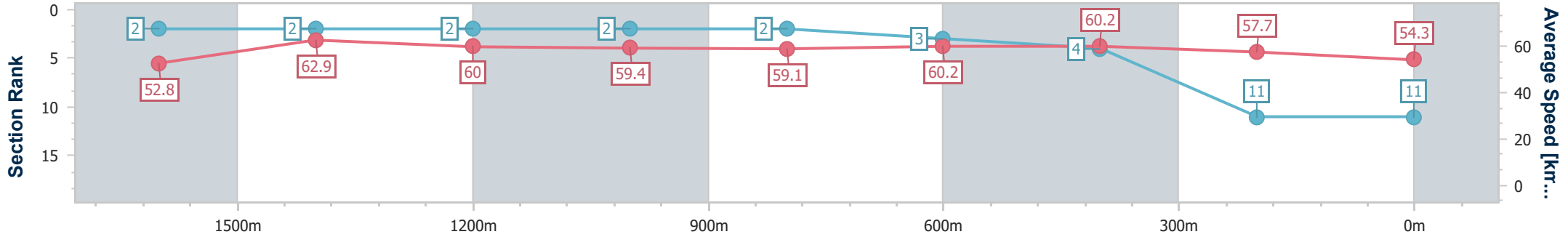
16 March 2024 - 15:09

Track Rating: Good 4, Weather: Fine, Rail Position: +0.5m Entire



BRISBANE RACING CLUB

| Section | Overall | 1600m | 1400m | 1200m | 1000m | 800m | 600m | 400m | 200m |
|------------------------|---------------------------|--------------------------|--------------------------|--------------------------|--------------------------|--------------------------|--------------------------|--------------------------|---------------------------|
| Section Times | 1:52.25 [11] (0:13.94) | 1:38.31 [2] (0:11.55) | 1:26.76 [2] (0:12.05) | 1:14.71 [2] (0:12.16) | 1:02.55 [2] (0:12.39) | 0:50.16 [2] (0:12.19) | 0:37.97 [3] (0:12.18) | 0:25.79 [4] (0:12.44) | 0:13.35 [11] (0:13.35) |
| Average Speed [km/h] | 52.8 | 62.9 | 60.0 | 59.4 | 59.1 | 60.2 | 60.2 | 57.7 | 54.3 |
| Top Speed [km/h] | 63.9 | 64.8 | 62.6 | 60.2 | 60.6 | 60.9 | 60.8 | 60.3 | 55.3 |
| Avg. Dist. to Rail [m] | 8.3 | 3.2 | 2.7 | 3.6 | 3.7 | 4.1 | 2.8 | 5.1 | 4.6 |
| Avg. Stride Freq. [Hz] | 2.3 | 2.4 | 2.3 | 2.3 | 2.3 | 2.4 | 2.4 | 2.3 | 2.2 |
| Avg. Stride Length [m] | 6.4 | 7.2 | 7.2 | 7.1 | 7.2 | 7.1 | 7.1 | 7.0 | 6.8 |



- [] Ranking at each section and finish
- .-.- No data available at this section
- NA No data available



| | |
|--------------------------------|-----------------|
| Horse/Jockey Name | Hadouken |
| Final Rank | 12 |
| Fastest Section Time (Section) | 0:11.51 (1600m) |
| Top Speed [km/h] (Section) | 63.6 (1600m) |
| Race State | Finished |



Eagle Farm QLD Professional

Race 7: AC SELECT BENCHMARK 68 Handicap - 1800m

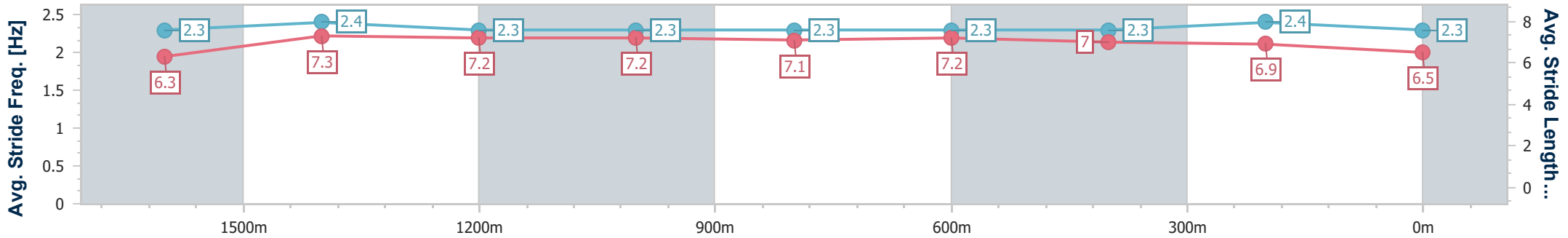
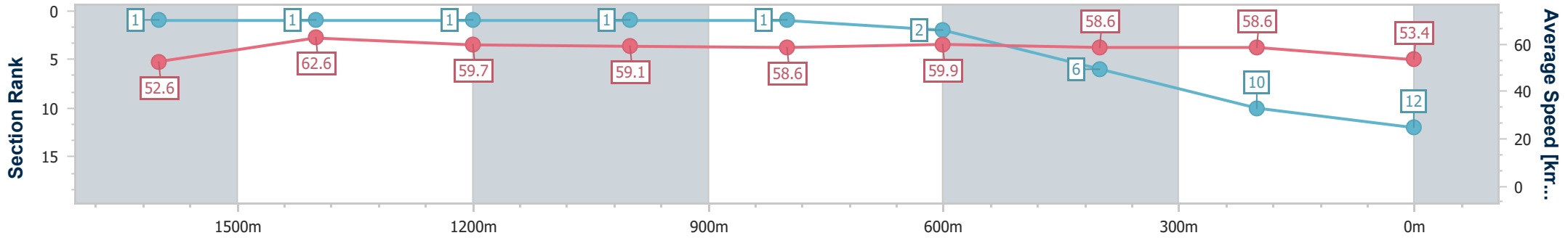
16 March 2024 - 15:09

Track Rating: Good 4, Weather: Fine, Rail Position: +0.5m Entire



BRISBANE RACING CLUB

| Section | Overall | 1600m | 1400m | 1200m | 1000m | 800m | 600m | 400m | 200m |
|------------------------|---------------------------|--------------------------|--------------------------|--------------------------|--------------------------|--------------------------|--------------------------|--------------------------|---------------------------|
| Section Times | 1:52.33 [12] (0:13.89) | 1:38.44 [1] (0:11.51) | 1:26.93 [1] (0:12.07) | 1:14.86 [1] (0:12.21) | 1:02.65 [1] (0:12.36) | 0:50.29 [1] (0:12.08) | 0:38.21 [2] (0:12.36) | 0:25.85 [6] (0:12.29) | 0:13.56 [10] (0:13.56) |
| Average Speed [km/h] | 52.6 | 62.6 | 59.7 | 59.1 | 58.6 | 59.9 | 58.6 | 58.6 | 53.4 |
| Top Speed [km/h] | 63.0 | 63.6 | 62.0 | 59.8 | 60.5 | 60.8 | 60.1 | 59.8 | 57.6 |
| Avg. Dist. to Rail [m] | 6.4 | 0.9 | 0.7 | 1.2 | 0.6 | 1.1 | 1.7 | 4.3 | 5.9 |
| Avg. Stride Freq. [Hz] | 2.3 | 2.4 | 2.3 | 2.3 | 2.3 | 2.3 | 2.3 | 2.4 | 2.3 |
| Avg. Stride Length [m] | 6.3 | 7.3 | 7.2 | 7.2 | 7.1 | 7.2 | 7.0 | 6.9 | 6.5 |



- [] Ranking at each section and finish
- .-.- No data available at this section
- NA No data available



| | |
|--------------------------------|----------------|
| Horse/Jockey Name | Tavistorm |
| Final Rank | 13 |
| Fastest Section Time (Section) | 0:11.74 (600m) |
| Top Speed [km/h] (Section) | 62.7 (800m) |
| Race State | Finished |



Eagle Farm QLD Professional

Race 7: AC SELECT BENCHMARK 68 Handicap - 1800m

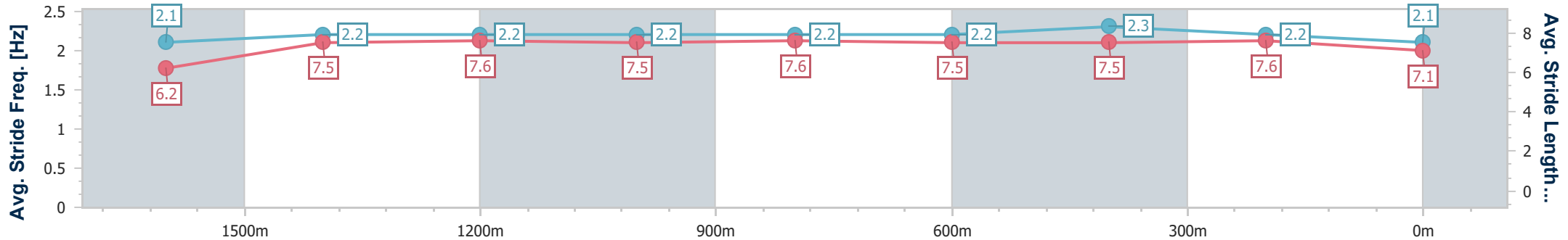
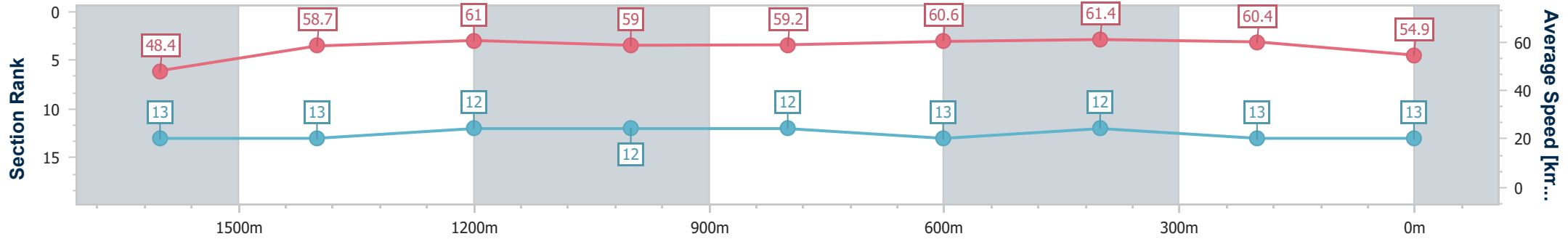
16 March 2024 - 15:09

Track Rating: Good 4, Weather: Fine, Rail Position: +0.5m Entire



BRISBANE RACING CLUB

| Section | Overall | 1600m | 1400m | 1200m | 1000m | 800m | 600m | 400m | 200m |
|------------------------|---------------------------|---------------------------|---------------------------|---------------------------|---------------------------|---------------------------|---------------------------|---------------------------|---------------------------|
| Section Times | 1:52.49 [13] (0:15.02) | 1:37.47 [13] (0:12.20) | 1:25.27 [13] (0:11.85) | 1:13.42 [12] (0:12.19) | 1:01.23 [12] (0:12.25) | 0:48.98 [12] (0:12.13) | 0:36.85 [13] (0:11.74) | 0:25.11 [12] (0:11.93) | 0:13.18 [13] (0:13.18) |
| Average Speed [km/h] | 48.4 | 58.7 | 61.0 | 59.0 | 59.2 | 60.6 | 61.4 | 60.4 | 54.9 |
| Top Speed [km/h] | 60.0 | 60.2 | 61.9 | 60.1 | 60.9 | 62.7 | 62.6 | 62.3 | 58.2 |
| Avg. Dist. to Rail [m] | 7.2 | 0.8 | 1.0 | 0.5 | 2.1 | 4.2 | 0.6 | 3.9 | 7.2 |
| Avg. Stride Freq. [Hz] | 2.1 | 2.2 | 2.2 | 2.2 | 2.2 | 2.2 | 2.3 | 2.2 | 2.1 |
| Avg. Stride Length [m] | 6.2 | 7.5 | 7.6 | 7.5 | 7.6 | 7.5 | 7.5 | 7.6 | 7.1 |



- [] Ranking at each section and finish
- .-.- No data available at this section
- NA No data available



Eagle Farm QLD Professional

Race 8: FUJITSU AIRSTAGE QTIS Three-Year-Old Handicap - 1200m

16 March 2024 - 15:48



BRISBANE
RACING CLUB

Track Rating: Good 4, Weather: Fine, Rail Position: +0.5m Entire

| Section | | Overall | | | | | | | | | | Last 600m | |
|-------------|-----|--|---------|------------------|-----------------|--------------|--------------|--------------|--------------|--------------|--------------|-----------|------------------------|
| Field Times | | 1:11.11 | | | | | | | | | | 0:35.58 | |
| | | (0:13.30) | | | | | | | | | | (0:11.20) | |
| | | (0:11.20) | | | | | | | | | | (0:11.70) | |
| | | (0:11.20) | | | | | | | | | | (0:12.10) | |
| Rank | TAB | Horse/Jockey | Barrier | Top Speed [km/h] | Fastest Section | Overall | 1000m | 800m | 600m | 400m | 200m | Margin | Distance Travelled [m] |
| 1 | 2 | PRESS LINK Michael Rodd | 2 | 66.7 | 0:11.20 | 1:11.11 [1] | 0:57.24 [8] | 0:46.03 [7] | 0:34.52 [8] | 0:23.03 [7] | 0:11.83 [5] | 1:11.11 | 0:34.52 |
| | | | | 1000m | 400m | (0:13.87) | (0:11.21) | (0:11.51) | (0:11.49) | (0:11.20) | (0:11.83) | | |
| 2 | 8 | VINDICTA Bailey Wheeler | 8 | 67.8 | 0:11.25 | 1:11.53 [2] | 0:58.03 [3] | 0:46.78 [4] | 0:35.31 [4] | 0:23.91 [2] | 0:12.52 [1] | 2.51L | 0:35.31 +1 |
| | | | | 1000m | 1000m | (0:13.50) | (0:11.25) | (0:11.47) | (0:11.40) | (0:11.39) | (0:12.52) | | |
| 3 | 3 | BRAVELY Ryan Maloney | 3 | 66.4 | 0:11.11 | 1:11.81 [3] | 0:57.76 [10] | 0:46.38 [12] | 0:34.80 [11] | 0:23.28 [10] | 0:12.17 [9] | 4.11L | 0:34.80 -1 |
| | | | | 600m | 400m | (0:14.05) | (0:11.38) | (0:11.58) | (0:11.52) | (0:11.11) | (0:12.17) | | |
| 4 | 5 | TELLEZ James Orman | 5 | 66.9 | 0:11.23 | 1:11.81 [4] | 0:58.09 [6] | 0:46.82 [6] | 0:35.23 [6] | 0:23.84 [6] | 0:12.61 [3] | 4.13L | 0:35.23 -3 |
| | | | | 1000m | 400m | (0:13.72) | (0:11.27) | (0:11.59) | (0:11.39) | (0:11.23) | (0:12.61) | | |
| 5 | 1 | SPIN DOCTOR Jag Guthmann-Chester | 1 | 65.2 | 0:11.36 | 1:11.99 [5] | 0:58.18 [7] | 0:46.82 [8] | 0:35.41 [7] | 0:23.82 [8] | 0:12.41 [8] | 5.17L | 0:35.41 -6 |
| | | | | 1000m | 1000m | (0:13.81) | (0:11.36) | (0:11.41) | (0:11.59) | (0:11.41) | (0:12.41) | | |
| 6 | 9 | VOLCANIC LOVE Anthony Allen | 9 | 67.5 | 0:11.13 | 1:11.99 [6] | 0:57.92 [11] | 0:46.58 [11] | 0:34.85 [12] | 0:23.44 [11] | 0:12.31 [10] | 5.22L | 0:34.85 +1 |
| | | | | 600m | 400m | (0:14.07) | (0:11.34) | (0:11.73) | (0:11.41) | (0:11.13) | (0:12.31) | | |
| 7 | 11 | VENTURER Angela Jones | 11 | 65.6 | 0:11.30 | 1:12.12 [7] | 0:58.21 [9] | 0:46.79 [9] | 0:35.36 [9] | 0:23.72 [9] | 0:12.42 [11] | 5.96L | 0:35.36 -1 |
| | | | | 1000m | 400m | (0:13.91) | (0:11.42) | (0:11.43) | (0:11.64) | (0:11.30) | (0:12.42) | | |
| 8 | 6 | CAPITAL CHASE Jim Byrne | 6 | 68.2 | 0:11.27 | 1:12.20 [8] | 0:58.60 [5] | 0:47.33 [5] | 0:35.79 [5] | 0:24.36 [5] | 0:12.86 [6] | 6.45L | 0:35.79 +3 |
| | | | | Overall | 1000m | (0:13.60) | (0:11.27) | (0:11.54) | (0:11.43) | (0:11.50) | (0:12.86) | | |
| 9 | 10 | QUADE Damien Thornton | 10 | 66.8 | 0:11.20 | 1:12.21 [9] | 0:58.68 [4] | 0:47.48 [3] | 0:36.00 [3] | 0:24.51 [3] | 0:12.96 [4] | 6.48L | 0:36.00 -4 |
| | | | | 1000m | 1000m | (0:13.53) | (0:11.20) | (0:11.48) | (0:11.49) | (0:11.55) | (0:12.96) | | |
| 10 | 15 | PLATINUM LIES Nikita Beriman | 15 | 67.6 | 0:11.03 | 1:12.59 [10] | 0:59.29 [1] | 0:48.26 [1] | 0:37.06 [1] | 0:25.28 [1] | 0:13.43 [2] | 8.73L | 0:37.06 -6 |
| | | | | 1000m | 1000m | (0:13.30) | (0:11.03) | (0:11.20) | (0:11.78) | (0:11.85) | (0:13.43) | | |

Scratched: Oceans Of Energy (#7), Grand Meteor (#14), Galway Hussler (#4)

[] Ranking at each section and finish
 -:-:- No data available at this section
 NA No data available

SCN Saddle cloth number
 DNF Did not finish
 DNT Did not track



Eagle Farm QLD Professional

Race 8: FUJITSU AIRSTAGE QTIS Three-Year-Old Handicap - 1200m

16 March 2024 - 15:48



BRISBANE
RACING CLUB

Track Rating: Good 4, Weather: Fine, Rail Position: +0.5m Entire

| Section | | Overall | 1000m | 800m | 600m | 400m | 200m | Last 600m | | | | | |
|-------------|------------------------------|----------------------|----------------------|----------------------|---------------------------|---------------------------|---------------------------|---------------------------|---------------------------|---------------------------|--------|------------------------|----|
| Field Times | | 1:11.11 (0:13.30) | 0:57.81 (0:11.03) | 0:46.78 (0:11.20) | 0:35.58 (0:11.78) | 0:23.80 (0:11.70) | 0:12.10 (0:12.10) | 0:35.58 | | | | | |
| Rank | TAB Horse/Jockey | Barrier | Top Speed [km/h] | Fastest Section | Margin | | | | | | | Distance Travelled [m] | |
| 11 | 13 ALLUMEUR Jake Bayliss | 13 | 68.3 Overall | 0:11.09 1000m | 1:12.71 [11] (0:13.45) | 0:59.26 [2] (0:11.09) | 0:48.17 [2] (0:11.50) | 0:36.67 [2] (0:11.70) | 0:24.97 [4] (0:11.72) | 0:13.25 [7] (0:13.25) | 9.4L | 0:36.67 | -2 |
| 12 | 12 FARWEST Andrew Mallyon | 12 | 66.4 1000m | 0:11.32 1000m | 1:13.77 [12] (0:14.08) | 0:59.69 [12] (0:11.32) | 0:48.37 [10] (0:11.55) | 0:36.82 [10] (0:11.96) | 0:24.86 [12] (0:11.61) | 0:13.25 [12] (0:13.25) | 15.66L | 0:36.82 | +1 |

Scratched: Oceans Of Energy (#7), Grand Meteor (#14), Galway Hussler (#4)

[] Ranking at each section and finish
 -:-:-:- No data available at this section
 NA No data available

SCN Saddle cloth number
 DNF Did not finish
 DNT Did not track



| | |
|--------------------------------|----------------|
| Horse/Jockey Name | Press Link |
| Final Rank | 1 |
| Fastest Section Time (Section) | 0:11.20 (400m) |
| Top Speed [km/h] (Section) | 66.7 (1000m) |
| Race State | Finished |



Eagle Farm QLD Professional
Race 8: FUJITSU AIRSTAGE QTIS Three-Year-Old Handicap - 1200m

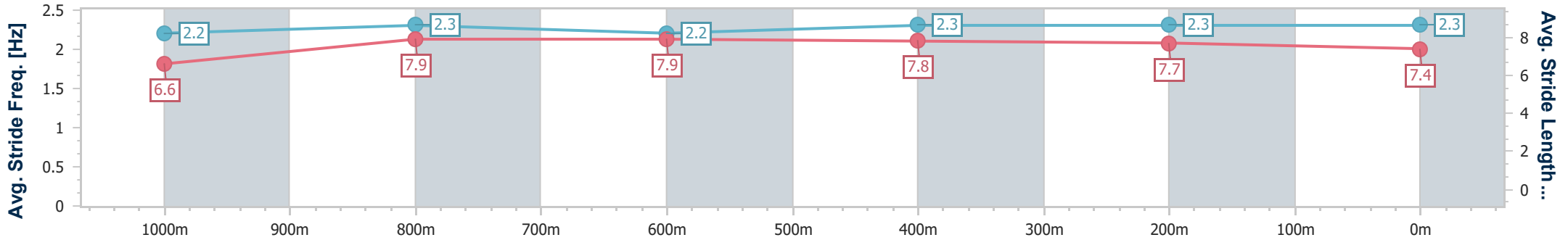
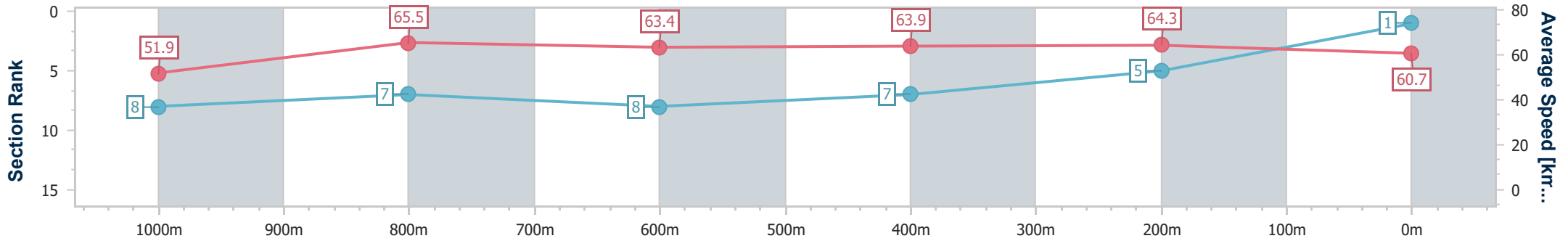
16 March 2024 - 15:48

Track Rating: Good 4, Weather: Fine, Rail Position: +0.5m Entire



BRISBANE RACING CLUB

| Section | Overall | 1000m | 800m | 600m | 400m | 200m |
|------------------------|--------------------------|--------------------------|--------------------------|--------------------------|--------------------------|--------------------------|
| Section Times | 1:11.11 [1] (0:13.87) | 0:57.24 [8] (0:11.21) | 0:46.03 [7] (0:11.51) | 0:34.52 [8] (0:11.49) | 0:23.03 [7] (0:11.20) | 0:11.83 [5] (0:11.83) |
| Average Speed [km/h] | 51.9 | 65.5 | 63.4 | 63.9 | 64.3 | 60.7 |
| Top Speed [km/h] | 64.4 | 66.7 | 64.2 | 65.2 | 65.6 | 63.2 |
| Avg. Dist. to Rail [m] | 7.6 | 3.0 | 2.9 | 3.9 | 9.9 | 7.2 |
| Avg. Stride Freq. [Hz] | 2.2 | 2.3 | 2.2 | 2.3 | 2.3 | 2.3 |
| Avg. Stride Length [m] | 6.6 | 7.9 | 7.9 | 7.8 | 7.7 | 7.4 |



- [] Ranking at each section and finish
- .-.- No data available at this section
- NA No data available



| | |
|--------------------------------|-----------------|
| Horse/Jockey Name | Vindicta |
| Final Rank | 2 |
| Fastest Section Time (Section) | 0:11.25 (1000m) |
| Top Speed [km/h] (Section) | 67.8 (1000m) |
| Race State | Finished |



Eagle Farm QLD Professional
Race 8: FUJITSU AIRSTAGE QTIS Three-Year-Old Handicap - 1200m

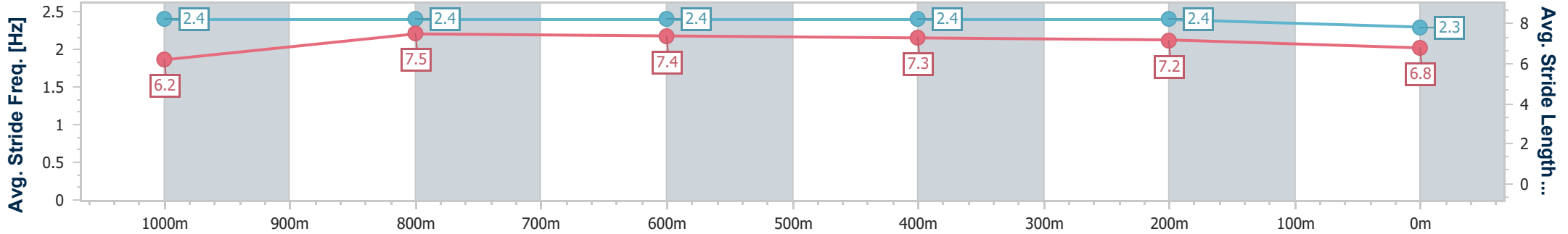
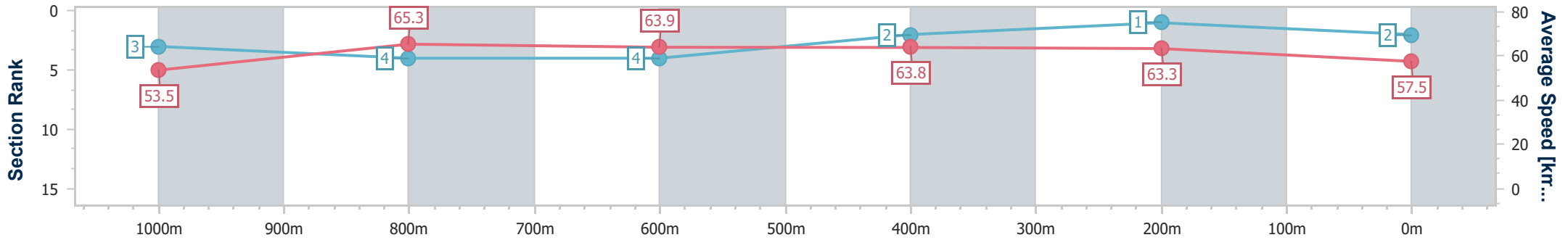
16 March 2024 - 15:48

Track Rating: Good 4, Weather: Fine, Rail Position: +0.5m Entire



BRISBANE RACING CLUB

| Section | Overall | 1000m | 800m | 600m | 400m | 200m |
|------------------------|--------------------------|--------------------------|--------------------------|--------------------------|--------------------------|--------------------------|
| Section Times | 1:11.53 [2] (0:13.50) | 0:58.03 [3] (0:11.25) | 0:46.78 [4] (0:11.47) | 0:35.31 [4] (0:11.40) | 0:23.91 [2] (0:11.39) | 0:12.52 [1] (0:12.52) |
| Average Speed [km/h] | 53.5 | 65.3 | 63.9 | 63.8 | 63.3 | 57.5 |
| Top Speed [km/h] | 67.8 | 67.8 | 65.3 | 66.6 | 66.6 | 60.7 |
| Avg. Dist. to Rail [m] | 8.7 | 4.0 | 3.6 | 2.7 | 7.5 | 5.0 |
| Avg. Stride Freq. [Hz] | 2.4 | 2.4 | 2.4 | 2.4 | 2.4 | 2.3 |
| Avg. Stride Length [m] | 6.2 | 7.5 | 7.4 | 7.3 | 7.2 | 6.8 |



- [] Ranking at each section and finish
- .-.- No data available at this section
- NA No data available



| | |
|--------------------------------|----------------|
| Horse/Jockey Name | Bravely |
| Final Rank | 3 |
| Fastest Section Time (Section) | 0:11.11 (400m) |
| Top Speed [km/h] (Section) | 66.4 (600m) |
| Race State | Finished |



Eagle Farm QLD Professional
Race 8: FUJITSU AIRSTAGE QTIS Three-Year-Old Handicap - 1200m

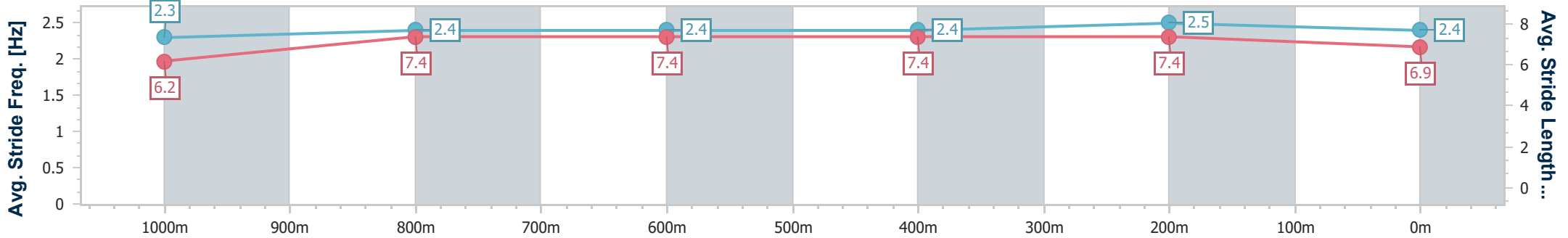
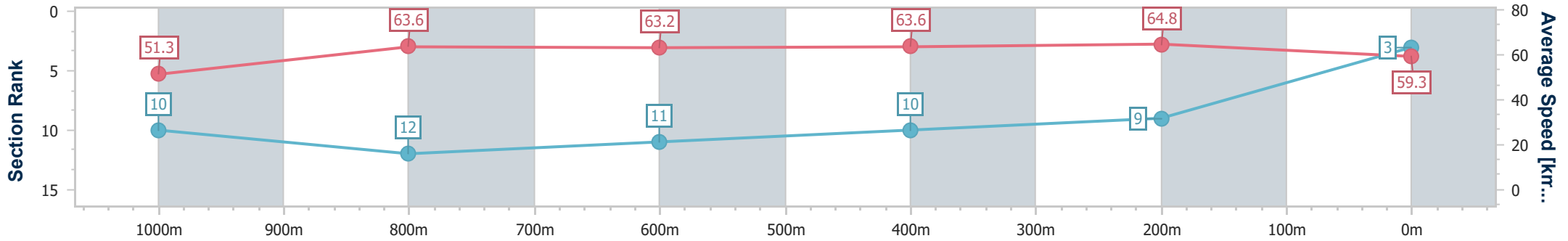
16 March 2024 - 15:48

Track Rating: Good 4, Weather: Fine, Rail Position: +0.5m Entire



BRISBANE RACING CLUB

| Section | Overall | 1000m | 800m | 600m | 400m | 200m |
|------------------------|--------------------------|---------------------------|---------------------------|---------------------------|---------------------------|--------------------------|
| Section Times | 1:11.81 [3] (0:14.05) | 0:57.76 [10] (0:11.38) | 0:46.38 [12] (0:11.58) | 0:34.80 [11] (0:11.52) | 0:23.28 [10] (0:11.11) | 0:12.17 [9] (0:12.17) |
| Average Speed [km/h] | 51.3 | 63.6 | 63.2 | 63.6 | 64.8 | 59.3 |
| Top Speed [km/h] | 65.2 | 65.7 | 64.8 | 66.4 | 66.3 | 64.1 |
| Avg. Dist. to Rail [m] | 2.2 | 1.3 | 3.1 | 3.8 | 9.4 | 9.9 |
| Avg. Stride Freq. [Hz] | 2.3 | 2.4 | 2.4 | 2.4 | 2.5 | 2.4 |
| Avg. Stride Length [m] | 6.2 | 7.4 | 7.4 | 7.4 | 7.4 | 6.9 |



- [] Ranking at each section and finish
- .-.- No data available at this section
- NA No data available



| | |
|--------------------------------|----------------|
| Horse/Jockey Name | Tellez |
| Final Rank | 4 |
| Fastest Section Time (Section) | 0:11.23 (400m) |
| Top Speed [km/h] (Section) | 66.9 (1000m) |
| Race State | Finished |

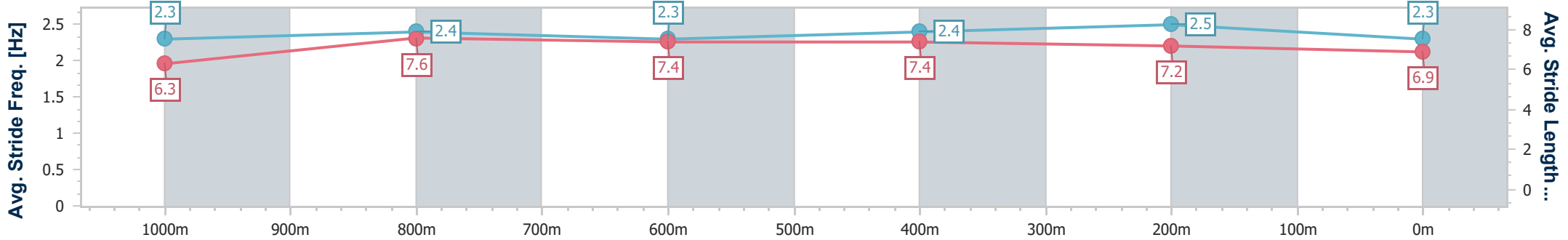
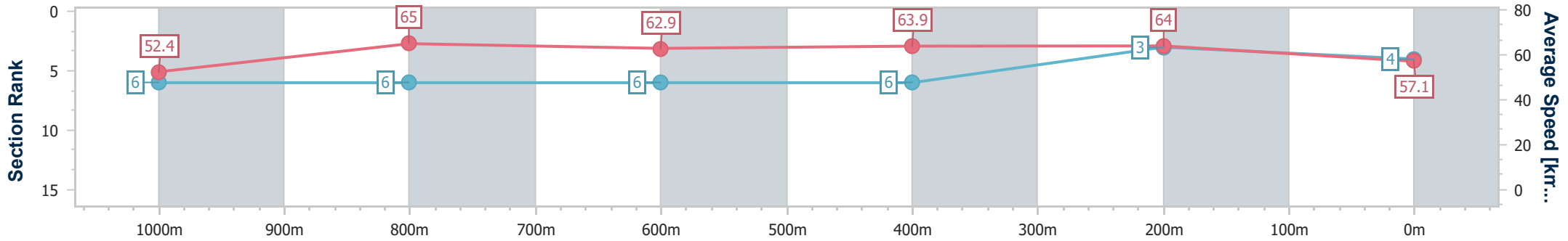


Eagle Farm QLD Professional
 Race 8: FUJITSU AIRSTAGE QTIS Three-Year-Old Handicap - 1200m
 16 March 2024 - 15:48
 Track Rating: Good 4, Weather: Fine, Rail Position: +0.5m Entire



BRISBANE RACING CLUB

| Section | Overall | 1000m | 800m | 600m | 400m | 200m |
|------------------------|--------------------------|--------------------------|--------------------------|--------------------------|--------------------------|--------------------------|
| Section Times | 1:11.81 [4] (0:13.72) | 0:58.09 [6] (0:11.27) | 0:46.82 [6] (0:11.59) | 0:35.23 [6] (0:11.39) | 0:23.84 [6] (0:11.23) | 0:12.61 [3] (0:12.61) |
| Average Speed [km/h] | 52.4 | 65.0 | 62.9 | 63.9 | 64.0 | 57.1 |
| Top Speed [km/h] | 66.0 | 66.9 | 64.4 | 65.8 | 65.8 | 62.0 |
| Avg. Dist. to Rail [m] | 5.9 | 3.3 | 2.9 | 1.5 | 2.8 | 2.2 |
| Avg. Stride Freq. [Hz] | 2.3 | 2.4 | 2.3 | 2.4 | 2.5 | 2.3 |
| Avg. Stride Length [m] | 6.3 | 7.6 | 7.4 | 7.4 | 7.2 | 6.9 |



- [] Ranking at each section and finish
- .-.- No data available at this section
- NA No data available



| | |
|--------------------------------|-----------------|
| Horse/Jockey Name | Spin Doctor |
| Final Rank | 5 |
| Fastest Section Time (Section) | 0:11.36 (1000m) |
| Top Speed [km/h] (Section) | 65.2 (1000m) |
| Race State | Finished |

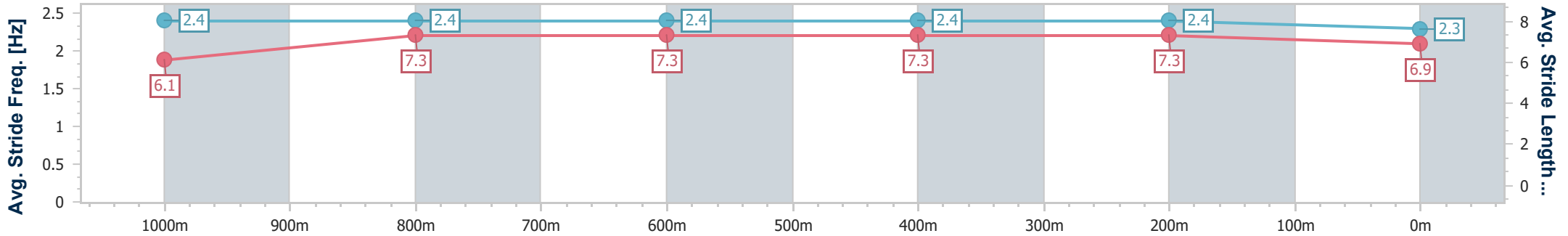
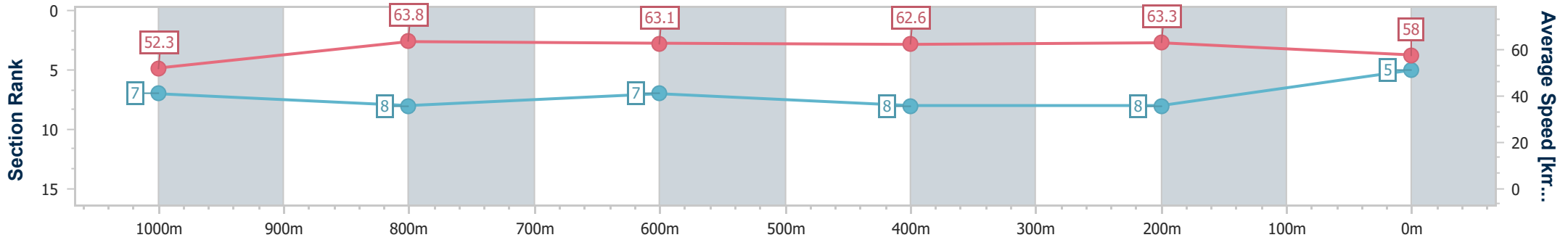


Eagle Farm QLD Professional
 Race 8: FUJITSU AIRSTAGE QTIS Three-Year-Old Handicap - 1200m
 16 March 2024 - 15:48
 Track Rating: Good 4, Weather: Fine, Rail Position: +0.5m Entire



BRISBANE
 RACING CLUB

| Section | Overall | 1000m | 800m | 600m | 400m | 200m |
|------------------------|--------------------------|--------------------------|--------------------------|--------------------------|--------------------------|--------------------------|
| Section Times | 1:11.99 [5] (0:13.81) | 0:58.18 [7] (0:11.36) | 0:46.82 [8] (0:11.41) | 0:35.41 [7] (0:11.59) | 0:23.82 [8] (0:11.41) | 0:12.41 [8] (0:12.41) |
| Average Speed [km/h] | 52.3 | 63.8 | 63.1 | 62.6 | 63.3 | 58.0 |
| Top Speed [km/h] | 65.2 | 65.2 | 64.7 | 64.8 | 64.6 | 60.1 |
| Avg. Dist. to Rail [m] | 2.3 | 1.0 | 0.8 | 1.6 | 9.3 | 8.9 |
| Avg. Stride Freq. [Hz] | 2.4 | 2.4 | 2.4 | 2.4 | 2.4 | 2.3 |
| Avg. Stride Length [m] | 6.1 | 7.3 | 7.3 | 7.3 | 7.3 | 6.9 |



- [] Ranking at each section and finish
- .-.- No data available at this section
- NA No data available



| | |
|--------------------------------|----------------|
| Horse/Jockey Name | Volcanic Love |
| Final Rank | 6 |
| Fastest Section Time (Section) | 0:11.13 (400m) |
| Top Speed [km/h] (Section) | 67.5 (600m) |
| Race State | Finished |



Eagle Farm QLD Professional
Race 8: FUJITSU AIRSTAGE QTIS Three-Year-Old Handicap - 1200m

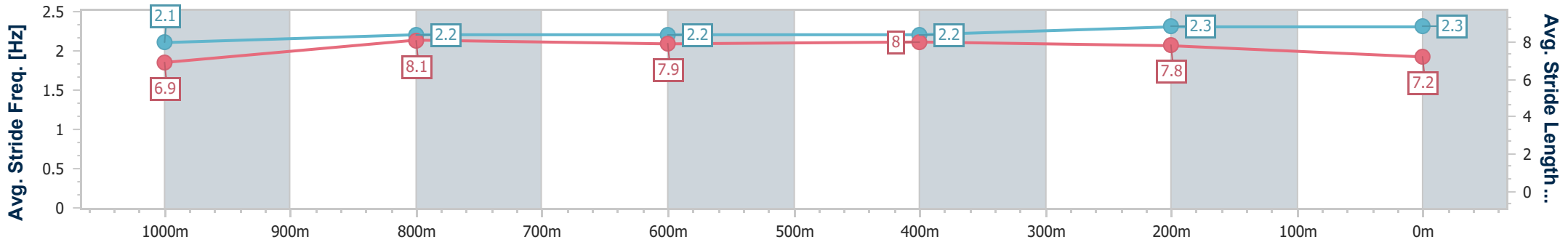
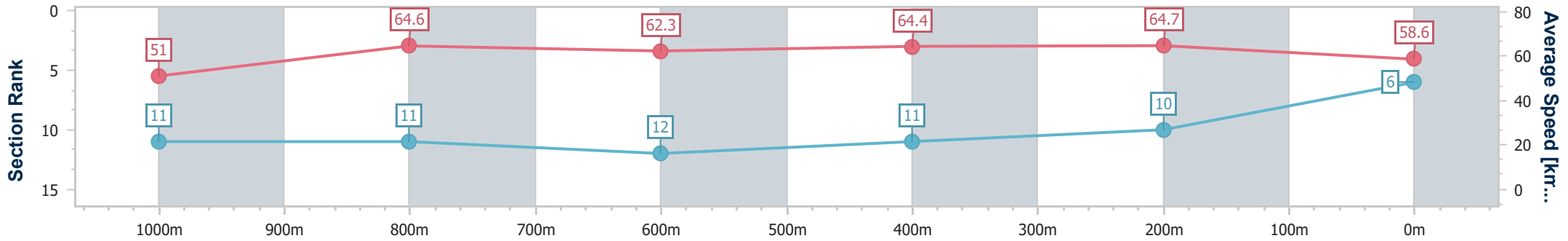
16 March 2024 - 15:48

Track Rating: Good 4, Weather: Fine, Rail Position: +0.5m Entire



BRISBANE RACING CLUB

| Section | Overall | 1000m | 800m | 600m | 400m | 200m |
|------------------------|--------------------------|---------------------------|---------------------------|---------------------------|---------------------------|---------------------------|
| Section Times | 1:11.99 [6] (0:14.07) | 0:57.92 [11] (0:11.34) | 0:46.58 [11] (0:11.73) | 0:34.85 [12] (0:11.41) | 0:23.44 [11] (0:11.13) | 0:12.31 [10] (0:12.31) |
| Average Speed [km/h] | 51.0 | 64.6 | 62.3 | 64.4 | 64.7 | 58.6 |
| Top Speed [km/h] | 64.7 | 65.4 | 63.7 | 67.5 | 66.5 | 63.0 |
| Avg. Dist. to Rail [m] | 3.5 | 2.8 | 3.4 | 4.2 | 10.5 | 10.0 |
| Avg. Stride Freq. [Hz] | 2.1 | 2.2 | 2.2 | 2.2 | 2.3 | 2.3 |
| Avg. Stride Length [m] | 6.9 | 8.1 | 7.9 | 8.0 | 7.8 | 7.2 |



- [] Ranking at each section and finish
- .-.- No data available at this section
- NA No data available



| | |
|--------------------------------|----------------|
| Horse/Jockey Name | Venturer |
| Final Rank | 7 |
| Fastest Section Time (Section) | 0:11.30 (400m) |
| Top Speed [km/h] (Section) | 65.6 (1000m) |
| Race State | Finished |



Eagle Farm QLD Professional
Race 8: FUJITSU AIRSTAGE QTIS Three-Year-Old Handicap - 1200m

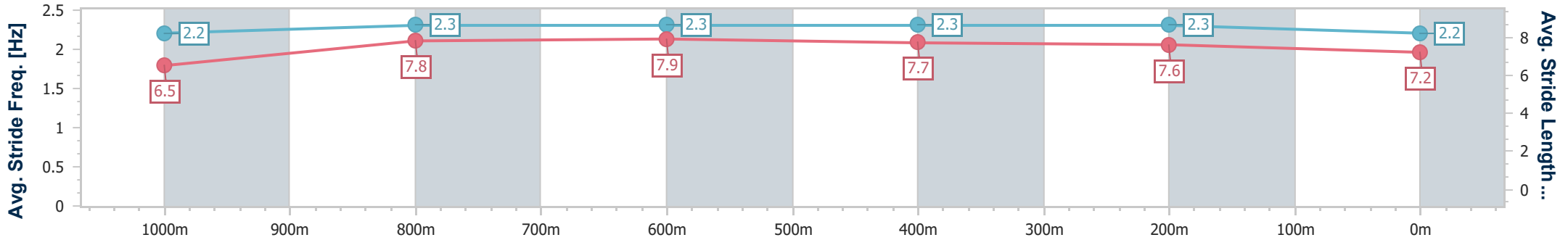
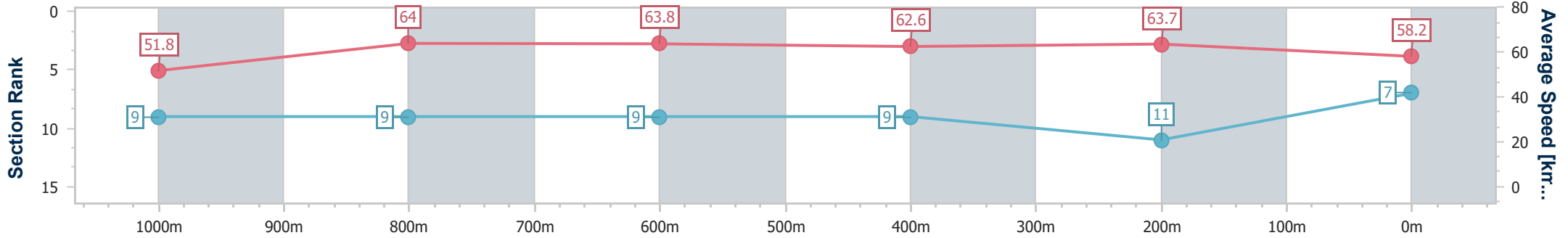
16 March 2024 - 15:48

Track Rating: Good 4, Weather: Fine, Rail Position: +0.5m Entire



BRISBANE RACING CLUB

| Section | Overall | 1000m | 800m | 600m | 400m | 200m |
|------------------------|--------------------------|--------------------------|--------------------------|--------------------------|--------------------------|---------------------------|
| Section Times | 1:12.12 [7] (0:13.91) | 0:58.21 [9] (0:11.42) | 0:46.79 [9] (0:11.43) | 0:35.36 [9] (0:11.64) | 0:23.72 [9] (0:11.30) | 0:12.42 [11] (0:12.42) |
| Average Speed [km/h] | 51.8 | 64.0 | 63.8 | 62.6 | 63.7 | 58.2 |
| Top Speed [km/h] | 65.4 | 65.6 | 65.3 | 64.4 | 64.8 | 62.1 |
| Avg. Dist. to Rail [m] | 4.6 | 3.0 | 2.6 | 2.8 | 9.0 | 8.7 |
| Avg. Stride Freq. [Hz] | 2.2 | 2.3 | 2.3 | 2.3 | 2.3 | 2.2 |
| Avg. Stride Length [m] | 6.5 | 7.8 | 7.9 | 7.7 | 7.6 | 7.2 |



- [] Ranking at each section and finish
- .-.- No data available at this section
- NA No data available



| | |
|--------------------------------|-----------------|
| Horse/Jockey Name | Capital Chase |
| Final Rank | 8 |
| Fastest Section Time (Section) | 0:11.27 (1000m) |
| Top Speed [km/h] (Section) | 68.2 (Overall) |
| Race State | Finished |

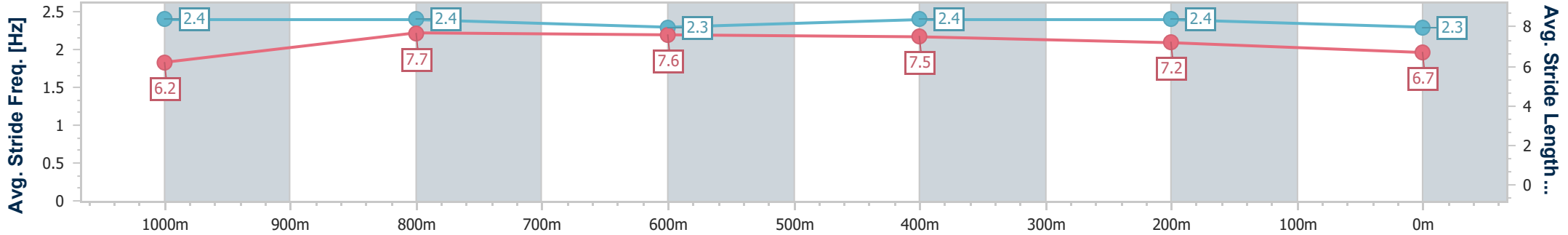
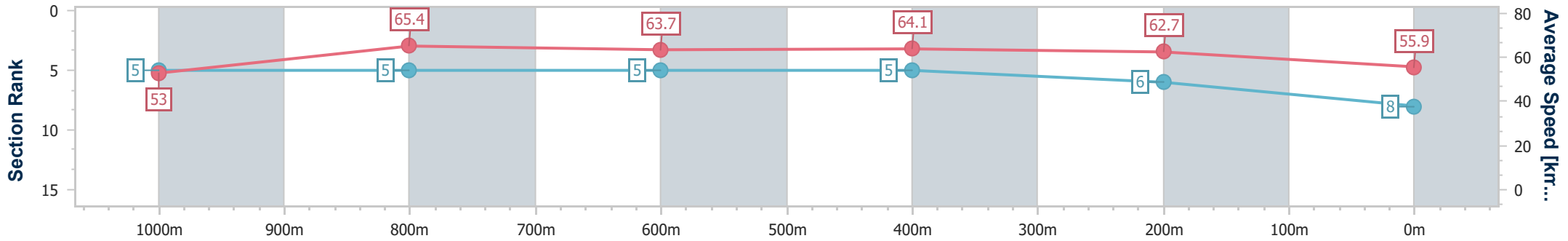


Eagle Farm QLD Professional
 Race 8: FUJITSU AIRSTAGE QTIS Three-Year-Old Handicap - 1200m
 16 March 2024 - 15:48
 Track Rating: Good 4, Weather: Fine, Rail Position: +0.5m Entire



BRISBANE
RACING CLUB

| Section | Overall | 1000m | 800m | 600m | 400m | 200m |
|------------------------|--------------------------|--------------------------|--------------------------|--------------------------|--------------------------|--------------------------|
| Section Times | 1:12.20 [8] (0:13.60) | 0:58.60 [5] (0:11.27) | 0:47.33 [5] (0:11.54) | 0:35.79 [5] (0:11.43) | 0:24.36 [5] (0:11.50) | 0:12.86 [6] (0:12.86) |
| Average Speed [km/h] | 53.0 | 65.4 | 63.7 | 64.1 | 62.7 | 55.9 |
| Top Speed [km/h] | 68.2 | 67.6 | 65.5 | 66.7 | 64.3 | 60.3 |
| Avg. Dist. to Rail [m] | 9.7 | 4.7 | 3.7 | 4.2 | 9.3 | 5.9 |
| Avg. Stride Freq. [Hz] | 2.4 | 2.4 | 2.3 | 2.4 | 2.4 | 2.3 |
| Avg. Stride Length [m] | 6.2 | 7.7 | 7.6 | 7.5 | 7.2 | 6.7 |



- [] Ranking at each section and finish
- .-.- No data available at this section
- NA No data available



| | |
|--------------------------------|-----------------|
| Horse/Jockey Name | Quade |
| Final Rank | 9 |
| Fastest Section Time (Section) | 0:11.20 (1000m) |
| Top Speed [km/h] (Section) | 66.8 (1000m) |
| Race State | Finished |



Eagle Farm QLD Professional
Race 8: FUJITSU AIRSTAGE QTIS Three-Year-Old Handicap - 1200m

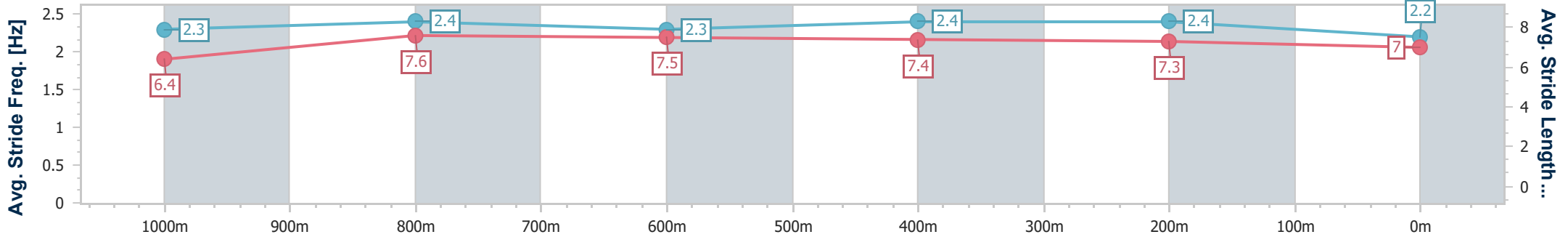
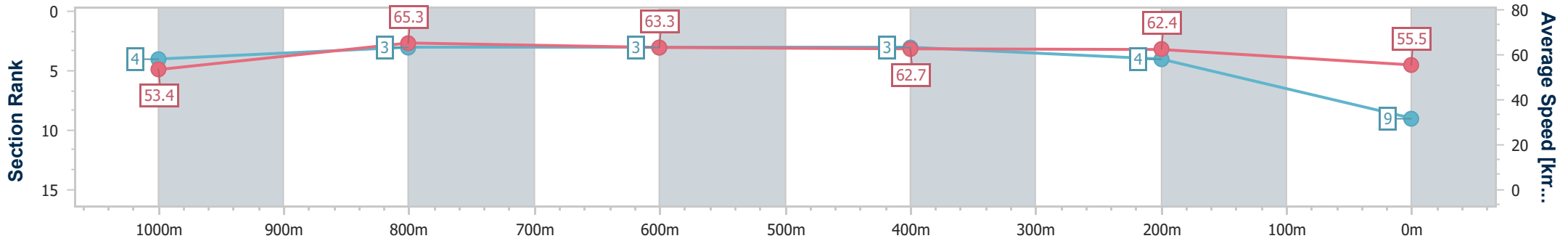
16 March 2024 - 15:48

Track Rating: Good 4, Weather: Fine, Rail Position: +0.5m Entire



BRISBANE RACING CLUB

| Section | Overall | 1000m | 800m | 600m | 400m | 200m |
|------------------------|--------------------------|--------------------------|--------------------------|--------------------------|--------------------------|--------------------------|
| Section Times | 1:12.21 [9] (0:13.53) | 0:58.68 [4] (0:11.20) | 0:47.48 [3] (0:11.48) | 0:36.00 [3] (0:11.49) | 0:24.51 [3] (0:11.55) | 0:12.96 [4] (0:12.96) |
| Average Speed [km/h] | 53.4 | 65.3 | 63.3 | 62.7 | 62.4 | 55.5 |
| Top Speed [km/h] | 65.6 | 66.8 | 64.8 | 63.5 | 63.7 | 59.9 |
| Avg. Dist. to Rail [m] | 4.6 | 3.0 | 2.7 | 0.5 | 4.8 | 3.9 |
| Avg. Stride Freq. [Hz] | 2.3 | 2.4 | 2.3 | 2.4 | 2.4 | 2.2 |
| Avg. Stride Length [m] | 6.4 | 7.6 | 7.5 | 7.4 | 7.3 | 7.0 |



- [] Ranking at each section and finish
- .-.- No data available at this section
- NA No data available



| | |
|--------------------------------|-----------------|
| Horse/Jockey Name | Platinum Lies |
| Final Rank | 10 |
| Fastest Section Time (Section) | 0:11.03 (1000m) |
| Top Speed [km/h] (Section) | 67.6 (1000m) |
| Race State | Finished |

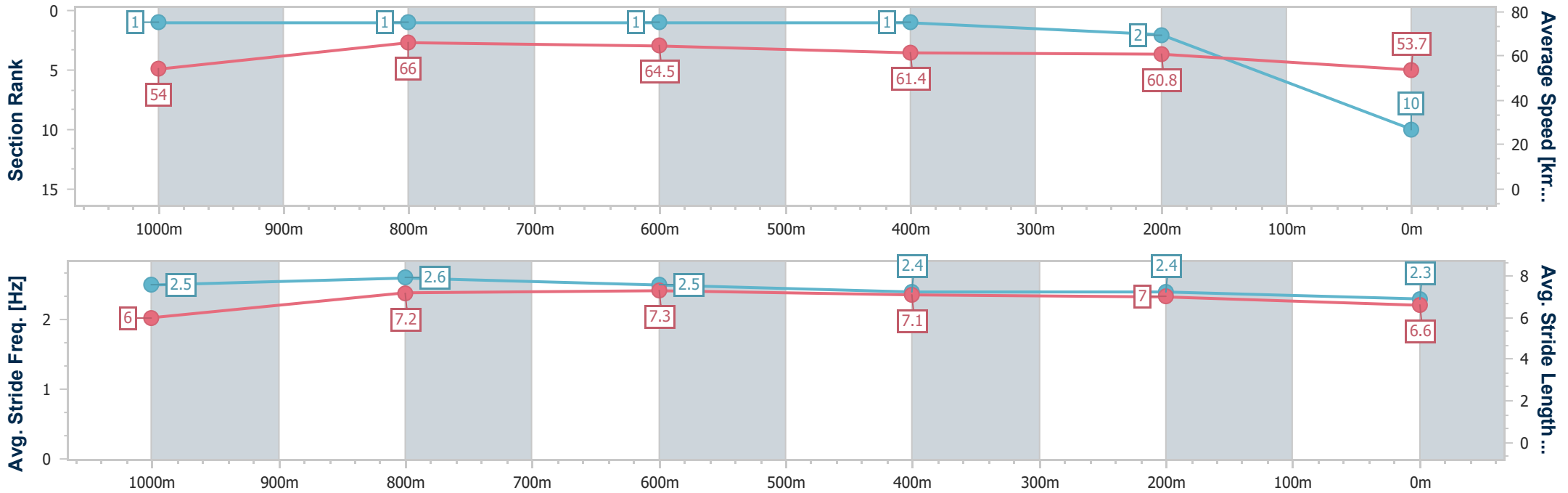


Eagle Farm QLD Professional
 Race 8: FUJITSU AIRSTAGE QTIS Three-Year-Old Handicap - 1200m
 16 March 2024 - 15:48
 Track Rating: Good 4, Weather: Fine, Rail Position: +0.5m Entire



BRISBANE RACING CLUB

| Section | Overall | 1000m | 800m | 600m | 400m | 200m |
|------------------------|---------------------------|--------------------------|--------------------------|--------------------------|--------------------------|--------------------------|
| Section Times | 1:12.59 [10] (0:13.30) | 0:59.29 [1] (0:11.03) | 0:48.26 [1] (0:11.20) | 0:37.06 [1] (0:11.78) | 0:25.28 [1] (0:11.85) | 0:13.43 [2] (0:13.43) |
| Average Speed [km/h] | 54.0 | 66.0 | 64.5 | 61.4 | 60.8 | 53.7 |
| Top Speed [km/h] | 67.2 | 67.6 | 65.8 | 62.4 | 62.5 | 58.0 |
| Avg. Dist. to Rail [m] | 1.8 | 1.9 | 0.9 | 1.2 | 5.8 | 4.1 |
| Avg. Stride Freq. [Hz] | 2.5 | 2.6 | 2.5 | 2.4 | 2.4 | 2.3 |
| Avg. Stride Length [m] | 6.0 | 7.2 | 7.3 | 7.1 | 7.0 | 6.6 |



- [] Ranking at each section and finish
- .-.- No data available at this section
- NA No data available



| | |
|--------------------------------|-----------------|
| Horse/Jockey Name | Allumeur |
| Final Rank | 11 |
| Fastest Section Time (Section) | 0:11.09 (1000m) |
| Top Speed [km/h] (Section) | 68.3 (Overall) |
| Race State | Finished |

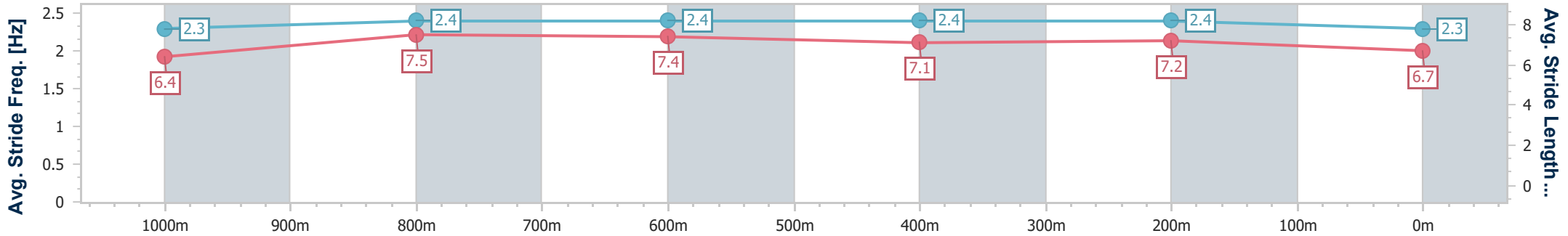
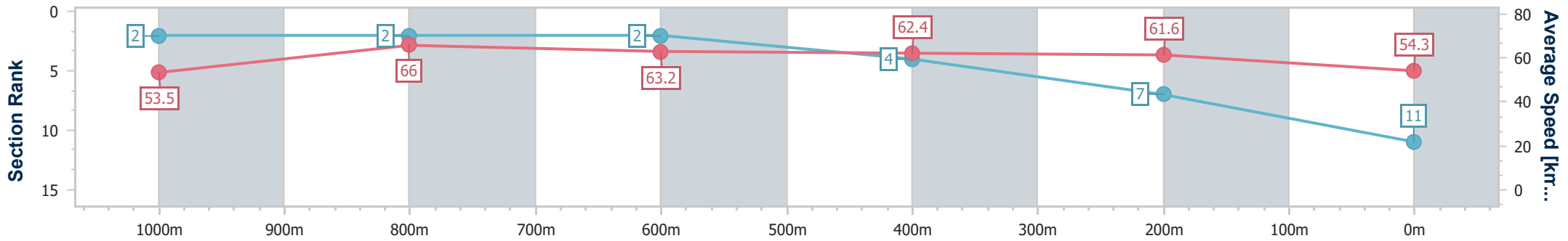


Eagle Farm QLD Professional
 Race 8: FUJITSU AIRSTAGE QTIS Three-Year-Old Handicap - 1200m
 16 March 2024 - 15:48
 Track Rating: Good 4, Weather: Fine, Rail Position: +0.5m Entire



BRISBANE RACING CLUB

| Section | Overall | 1000m | 800m | 600m | 400m | 200m |
|------------------------|---------------------------|--------------------------|--------------------------|--------------------------|--------------------------|--------------------------|
| Section Times | 1:12.71 [11] (0:13.45) | 0:59.26 [2] (0:11.09) | 0:48.17 [2] (0:11.50) | 0:36.67 [2] (0:11.70) | 0:24.97 [4] (0:11.72) | 0:13.25 [7] (0:13.25) |
| Average Speed [km/h] | 53.5 | 66.0 | 63.2 | 62.4 | 61.6 | 54.3 |
| Top Speed [km/h] | 68.3 | 68.2 | 64.6 | 64.1 | 63.2 | 58.8 |
| Avg. Dist. to Rail [m] | 7.1 | 2.4 | 2.2 | 3.0 | 6.7 | 6.0 |
| Avg. Stride Freq. [Hz] | 2.3 | 2.4 | 2.4 | 2.4 | 2.4 | 2.3 |
| Avg. Stride Length [m] | 6.4 | 7.5 | 7.4 | 7.1 | 7.2 | 6.7 |



- [] Ranking at each section and finish
- .-.- No data available at this section
- NA No data available



| | |
|--------------------------------|-----------------|
| Horse/Jockey Name | Farwest |
| Final Rank | 12 |
| Fastest Section Time (Section) | 0:11.32 (1000m) |
| Top Speed [km/h] (Section) | 66.4 (1000m) |
| Race State | Finished |

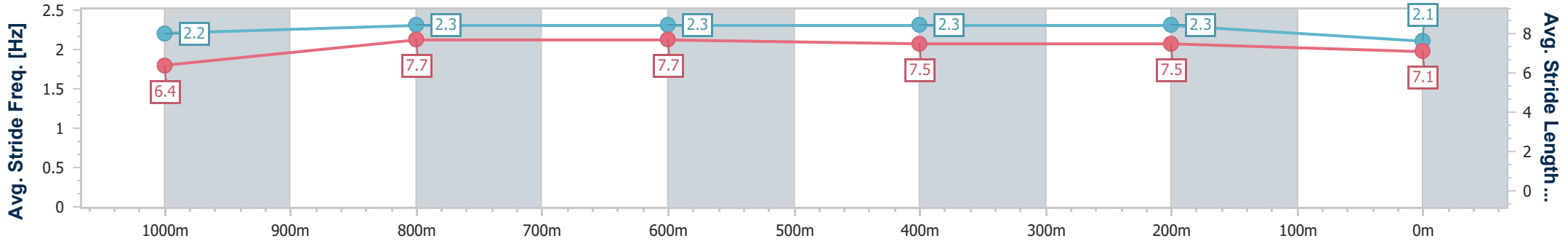
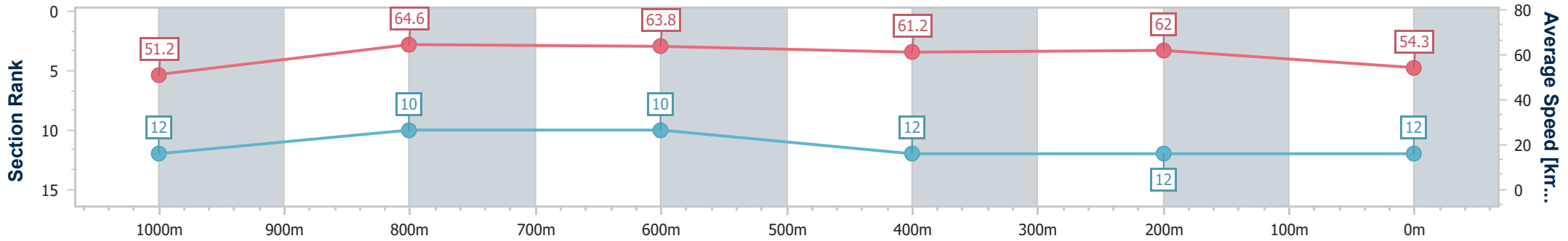


Eagle Farm QLD Professional
 Race 8: FUJITSU AIRSTAGE QTIS Three-Year-Old Handicap - 1200m
 16 March 2024 - 15:48
 Track Rating: Good 4, Weather: Fine, Rail Position: +0.5m Entire



BRISBANE RACING CLUB

| Section | Overall | 1000m | 800m | 600m | 400m | 200m |
|------------------------|---------------------------|---------------------------|---------------------------|---------------------------|---------------------------|---------------------------|
| Section Times | 1:13.77 [12] (0:14.08) | 0:59.69 [12] (0:11.32) | 0:48.37 [10] (0:11.55) | 0:36.82 [10] (0:11.96) | 0:24.86 [12] (0:11.61) | 0:13.25 [12] (0:13.25) |
| Average Speed [km/h] | 51.2 | 64.6 | 63.8 | 61.2 | 62.0 | 54.3 |
| Top Speed [km/h] | 64.5 | 66.4 | 64.6 | 64.1 | 64.1 | 58.3 |
| Avg. Dist. to Rail [m] | 4.0 | 3.7 | 4.1 | 3.7 | 6.1 | 5.4 |
| Avg. Stride Freq. [Hz] | 2.2 | 2.3 | 2.3 | 2.3 | 2.3 | 2.1 |
| Avg. Stride Length [m] | 6.4 | 7.7 | 7.7 | 7.5 | 7.5 | 7.1 |



- [] Ranking at each section and finish
- .-.- No data available at this section
- NA No data available



Eagle Farm QLD Professional

Race 9: SWYSH OPEN Handicap - 1200m

16 March 2024 - 16:28



BRISBANE
RACING CLUB

Track Rating: Good 4, Weather: Fine, Rail Position: +0.5m Entire

| Section | | Field Times | | | | | | | | | | | Last 600m | |
|---------|---------------------------------------|----------------------|----------------------|----------------------|---------------------------|---------------------------|---------------------------|---------------------------|---------------------------|---------------------------|---------|---------|------------------------|--|
| | | Overall | 1000m | 800m | 600m | 400m | 200m | | | | | | 0:35.88 | |
| | | 1:11.40 (0:13.26) | 0:58.14 (0:10.91) | 0:47.23 (0:11.35) | 0:35.88 (0:11.95) | 0:23.93 (0:11.54) | 0:12.39 (0:12.39) | | | | | | | |
| Rank | TAB Horse/Jockey | Barrier | Top Speed [km/h] | Fastest Section | | | | | | | | Margin | Distance Travelled [m] | |
| 1 | 11 NED'S GULLY Mark Du Plessis | 11 | 66.1 Overall | 0:11.20 1000m | 1:11.40 [1] (0:13.26) | 0:58.14 [1] (0:11.20) | 0:46.94 [4] (0:11.52) | 0:35.42 [4] (0:11.73) | 0:23.69 [3] (0:11.30) | 0:12.39 [1] (0:12.39) | 1:11.40 | 0:35.42 | | |
| 2 | 4 RANCH HAND Ryan Maloney | 4 | 66.7 400m | 0:11.17 400m | 1:11.47 [2] (0:13.68) | 0:57.79 [9] (0:11.44) | 0:46.35 [10] (0:11.36) | 0:34.99 [8] (0:11.58) | 0:23.41 [9] (0:11.17) | 0:12.24 [4] (0:12.24) | 0.37L | 0:34.99 | +3 | |
| 3 | 7 NORTHERN EXPRESS Taylor Marshall | 7 | 68.1 1000m | 0:11.22 1000m | 1:11.50 [3] (0:13.41) | 0:58.09 [5] (0:11.22) | 0:46.87 [5] (0:11.54) | 0:35.33 [5] (0:11.60) | 0:23.73 [4] (0:11.34) | 0:12.39 [3] (0:12.39) | 0.57L | 0:35.33 | +0 | |
| 4 | 2 MISHANI SNIPER Jake Molloy | 2 | 66.8 600m | 0:11.21 600m | 1:11.56 [4] (0:13.80) | 0:57.76 [11] (0:11.54) | 0:46.22 [11] (0:11.48) | 0:34.74 [12] (0:11.21) | 0:23.53 [8] (0:11.23) | 0:12.30 [6] (0:12.30) | 0.95L | 0:34.74 | -4 | |
| 5 | 6 MAGIC CHARLEE James Orman | 6 | 66.2 400m | 0:11.26 800m | 1:11.59 [5] (0:14.12) | 0:57.47 [13] (0:11.38) | 0:46.09 [13] (0:11.26) | 0:34.83 [11] (0:11.51) | 0:23.32 [11] (0:11.26) | 0:12.06 [9] (0:12.06) | 1.09L | 0:34.83 | -4 | |
| 6 | 1 CONTEMPTUOUS Justin Huxtable | 1 | 65.8 1000m | 0:11.28 1000m | 1:11.71 [6] (0:13.45) | 0:58.26 [7] (0:11.28) | 0:46.98 [6] (0:11.52) | 0:35.46 [6] (0:11.56) | 0:23.90 [6] (0:11.30) | 0:12.60 [2] (0:12.60) | 1.82L | 0:35.46 | -1 | |
| 7 | 3 ARENTEE Melea Castle | 3 | 66.6 600m | 0:11.41 1000m | 1:11.76 [7] (0:13.61) | 0:58.15 [8] (0:11.41) | 0:46.74 [8] (0:11.48) | 0:35.26 [9] (0:11.48) | 0:23.78 [7] (0:11.41) | 0:12.37 [8] (0:12.37) | 2.09L | 0:35.26 | +2 | |
| 8 | 13 TARA JASMINE Jim Byrne | 13 | 66.8 400m | 0:11.19 400m | 1:11.88 [8] (0:14.00) | 0:57.88 [12] (0:11.39) | 0:46.49 [12] (0:11.50) | 0:34.99 [13] (0:11.54) | 0:23.45 [13] (0:11.19) | 0:12.26 [10] (0:12.26) | 2.79L | 0:34.99 | -1 | |
| 9 | 5 ROMAN AUREUS Samantha Collett | 5 | 65.2 400m | 0:11.32 1000m | 1:12.14 [9] (0:13.74) | 0:58.40 [10] (0:11.32) | 0:47.08 [9] (0:11.53) | 0:35.55 [10] (0:11.69) | 0:23.86 [12] (0:11.37) | 0:12.49 [11] (0:12.49) | 4.33L | 0:35.55 | -5 | |
| 10 | 14 STAR OF CHAOS Angela Jones | 14 | 68.4 800m | 0:10.90 1000m | 1:12.32 [10] (0:13.27) | 0:59.05 [3] (0:10.90) | 0:48.15 [1] (0:11.35) | 0:36.80 [1] (0:11.95) | 0:24.85 [1] (0:11.84) | 0:13.01 [7] (0:13.01) | 5.39L | 0:36.80 | -1 | |

Scratched: Ovidius (#12)

[] Ranking at each section and finish
 -:-:- No data available at this section
 NA No data available

SCN Saddle cloth number
 DNF Did not finish
 DNT Did not track



Eagle Farm QLD Professional
Race 9: SWYSH OPEN Handicap - 1200m
16 March 2024 - 16:28



BRISBANE
RACING CLUB

Track Rating: Good 4, Weather: Fine, Rail Position: +0.5m Entire

| Section | | Overall | 1000m | 800m | 600m | 400m | 200m | Last 600m | | | | | |
|-------------|---------------------------------|----------------------|----------------------|----------------------|---------------------------|--------------------------|--------------------------|--------------------------|---------------------------|---------------------------|-------|------------------------|----|
| Field Times | | 1:11.40 (0:13.26) | 0:58.14 (0:10.91) | 0:47.23 (0:11.35) | 0:35.88 (0:11.95) | 0:23.93 (0:11.54) | 0:12.39 (0:12.39) | 0:35.88 | | | | | |
| Rank | TAB Horse/Jockey | Barrier | Top Speed [km/h] | Fastest Section | Margin | | | | | | | Distance Travelled [m] | |
| 11 | 9 LA AMIGO Anthony Allen | 9 | 68.1 1000m | 0:11.06 1000m | 1:12.37 [11] (0:13.27) | 0:59.10 [4] (0:11.06) | 0:48.04 [2] (0:11.48) | 0:36.56 [2] (0:11.72) | 0:24.84 [2] (0:11.70) | 0:13.14 [5] (0:13.14) | 5.69L | 0:36.56 | +2 |
| 12 | 10 STARVIRGO Jake Bayliss | 10 | 66.1 Overall | 0:11.35 1000m | 1:12.54 [12] (0:13.41) | 0:59.13 [6] (0:11.35) | 0:47.78 [7] (0:11.62) | 0:36.16 [7] (0:11.73) | 0:24.43 [10] (0:11.74) | 0:12.69 [13] (0:12.69) | 6.71L | 0:36.16 | -8 |
| 13 | 8 GREYWORM Minonette Kennedy | 8 | 67.7 Overall | 0:11.18 1000m | 1:12.81 [13] (0:13.26) | 0:59.55 [2] (0:11.18) | 0:48.37 [3] (0:11.46) | 0:36.91 [3] (0:11.89) | 0:25.02 [5] (0:11.94) | 0:13.08 [12] (0:13.08) | 8.28L | 0:36.91 | -8 |

Scratched: Ovidius (#12)

[] Ranking at each section and finish
 -:-:- No data available at this section
 NA No data available

SCN Saddle cloth number
 DNF Did not finish
 DNT Did not track



| | |
|--------------------------------|-----------------|
| Horse/Jockey Name | Ned's Gully |
| Final Rank | 1 |
| Fastest Section Time (Section) | 0:11.20 (1000m) |
| Top Speed [km/h] (Section) | 66.1 (Overall) |
| Race State | Finished |

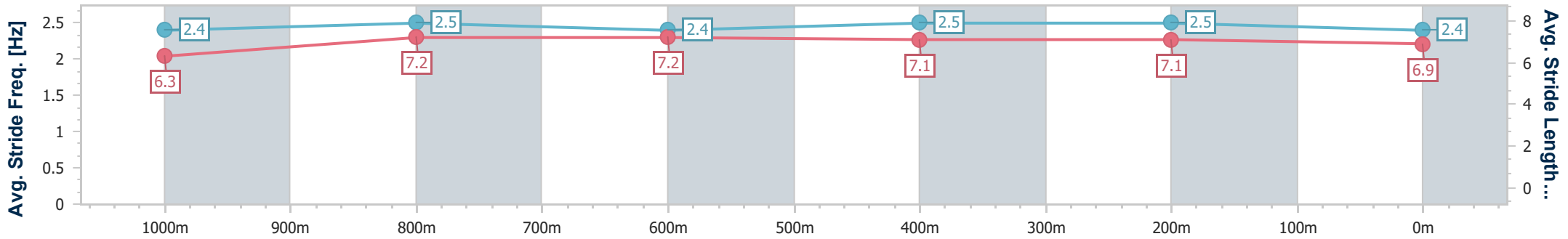
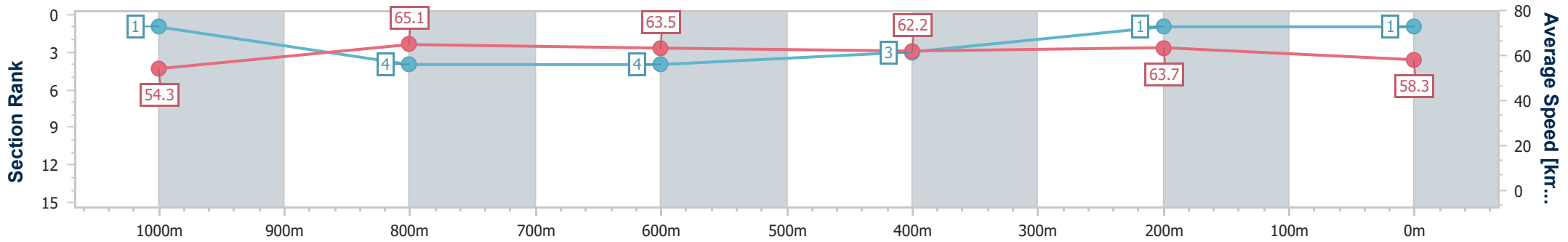


Eagle Farm QLD Professional
 Race 9: SWYSH OPEN Handicap - 1200m
 16 March 2024 - 16:28
 Track Rating: Good 4, Weather: Fine, Rail Position: +0.5m Entire



BRISBANE
RACING CLUB

| Section | Overall | 1000m | 800m | 600m | 400m | 200m |
|------------------------|--------------------------|--------------------------|--------------------------|--------------------------|--------------------------|--------------------------|
| Section Times | 1:11.40 [1] (0:13.26) | 0:58.14 [1] (0:11.20) | 0:46.94 [4] (0:11.52) | 0:35.42 [4] (0:11.73) | 0:23.69 [3] (0:11.30) | 0:12.39 [1] (0:12.39) |
| Average Speed [km/h] | 54.3 | 65.1 | 63.5 | 62.2 | 63.7 | 58.3 |
| Top Speed [km/h] | 66.1 | 65.9 | 64.2 | 64.1 | 64.4 | 62.2 |
| Avg. Dist. to Rail [m] | 5.8 | 2.5 | 2.7 | 3.3 | 9.2 | 7.5 |
| Avg. Stride Freq. [Hz] | 2.4 | 2.5 | 2.4 | 2.5 | 2.5 | 2.4 |
| Avg. Stride Length [m] | 6.3 | 7.2 | 7.2 | 7.1 | 7.1 | 6.9 |



- [] Ranking at each section and finish
- .-.- No data available at this section
- NA No data available



| | |
|--------------------------------|----------------|
| Horse/Jockey Name | Ranch Hand |
| Final Rank | 2 |
| Fastest Section Time (Section) | 0:11.17 (400m) |
| Top Speed [km/h] (Section) | 66.7 (400m) |
| Race State | Finished |

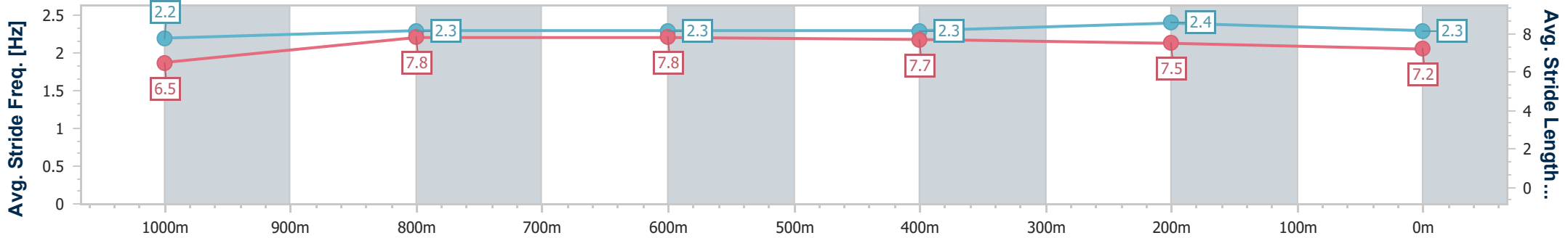
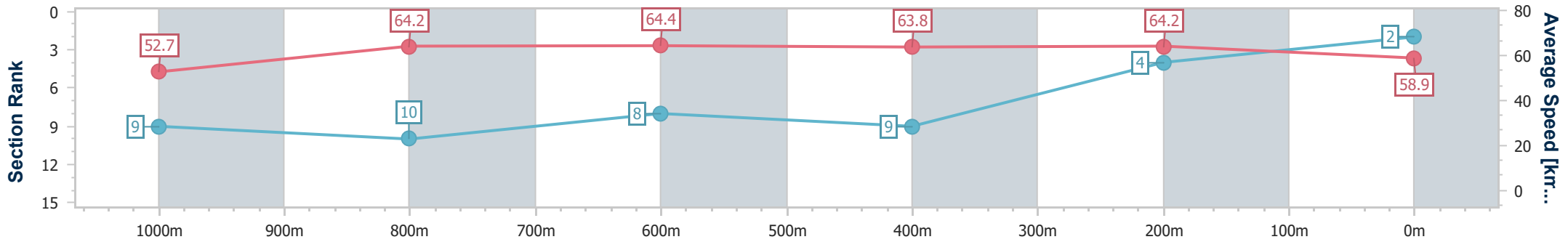


Eagle Farm QLD Professional
 Race 9: SWYSH OPEN Handicap - 1200m
 16 March 2024 - 16:28
 Track Rating: Good 4, Weather: Fine, Rail Position: +0.5m Entire



BRISBANE
 RACING CLUB

| Section | Overall | 1000m | 800m | 600m | 400m | 200m |
|------------------------|--------------------------|--------------------------|---------------------------|--------------------------|--------------------------|-------------|
| Section Times | 1:11.47 [2] (0:13.68) | 0:57.79 [9] (0:11.44) | 0:46.35 [10] (0:11.36) | 0:34.99 [8] (0:11.58) | 0:23.41 [9] (0:11.17) | 0:12.24 [4] |
| Average Speed [km/h] | 52.7 | 64.2 | 64.4 | 63.8 | 64.2 | 58.9 |
| Top Speed [km/h] | 65.7 | 65.9 | 66.2 | 66.1 | 66.7 | 61.7 |
| Avg. Dist. to Rail [m] | 8.2 | 3.8 | 3.2 | 4.7 | 11.5 | 11.1 |
| Avg. Stride Freq. [Hz] | 2.2 | 2.3 | 2.3 | 2.3 | 2.4 | 2.3 |
| Avg. Stride Length [m] | 6.5 | 7.8 | 7.8 | 7.7 | 7.5 | 7.2 |



- [] Ranking at each section and finish
- .-.- No data available at this section
- NA No data available



| | |
|--------------------------------|------------------|
| Horse/Jockey Name | Northern Express |
| Final Rank | 3 |
| Fastest Section Time (Section) | 0:11.22 (1000m) |
| Top Speed [km/h] (Section) | 68.1 (1000m) |
| Race State | Finished |

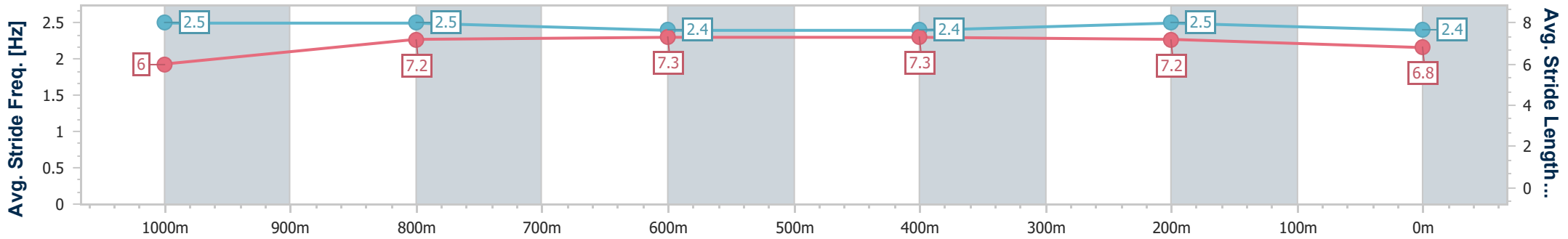
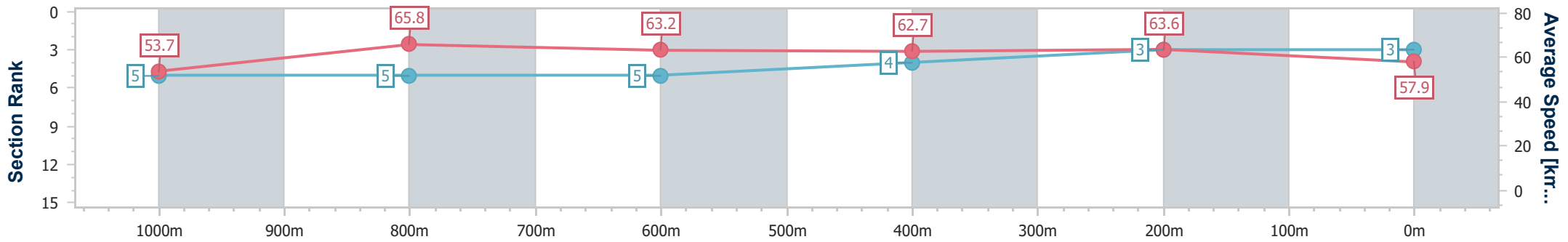


Eagle Farm QLD Professional
 Race 9: SWYSH OPEN Handicap - 1200m
 16 March 2024 - 16:28
 Track Rating: Good 4, Weather: Fine, Rail Position: +0.5m Entire



BRISBANE
 RACING CLUB

| Section | Overall | 1000m | 800m | 600m | 400m | 200m |
|------------------------|--------------------------|--------------------------|--------------------------|--------------------------|--------------------------|--------------------------|
| Section Times | 1:11.50 [3] (0:13.41) | 0:58.09 [5] (0:11.22) | 0:46.87 [5] (0:11.54) | 0:35.33 [5] (0:11.60) | 0:23.73 [4] (0:11.34) | 0:12.39 [3] (0:12.39) |
| Average Speed [km/h] | 53.7 | 65.8 | 63.2 | 62.7 | 63.6 | 57.9 |
| Top Speed [km/h] | 66.0 | 68.1 | 65.6 | 64.9 | 65.2 | 61.8 |
| Avg. Dist. to Rail [m] | 9.4 | 4.9 | 2.4 | 2.2 | 9.3 | 10.0 |
| Avg. Stride Freq. [Hz] | 2.5 | 2.5 | 2.4 | 2.4 | 2.5 | 2.4 |
| Avg. Stride Length [m] | 6.0 | 7.2 | 7.3 | 7.3 | 7.2 | 6.8 |



- [] Ranking at each section and finish
- .-.- No data available at this section
- NA No data available



| | |
|--------------------------------|----------------|
| Horse/Jockey Name | Mishani Sniper |
| Final Rank | 4 |
| Fastest Section Time (Section) | 0:11.21 (600m) |
| Top Speed [km/h] (Section) | 66.8 (600m) |
| Race State | Finished |

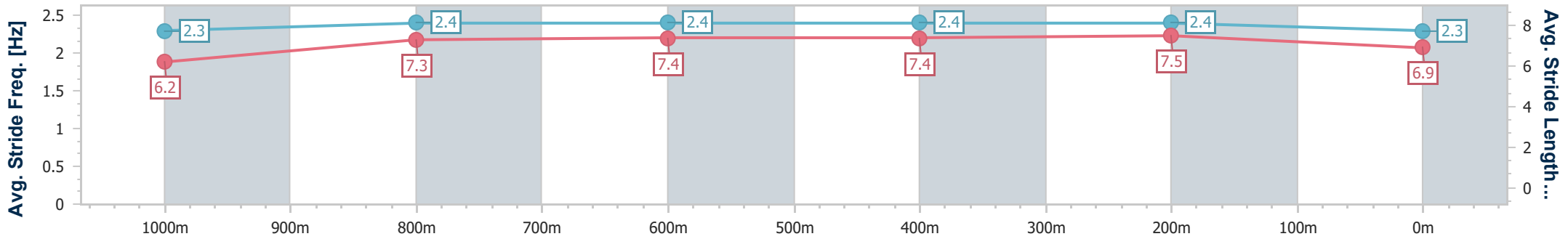
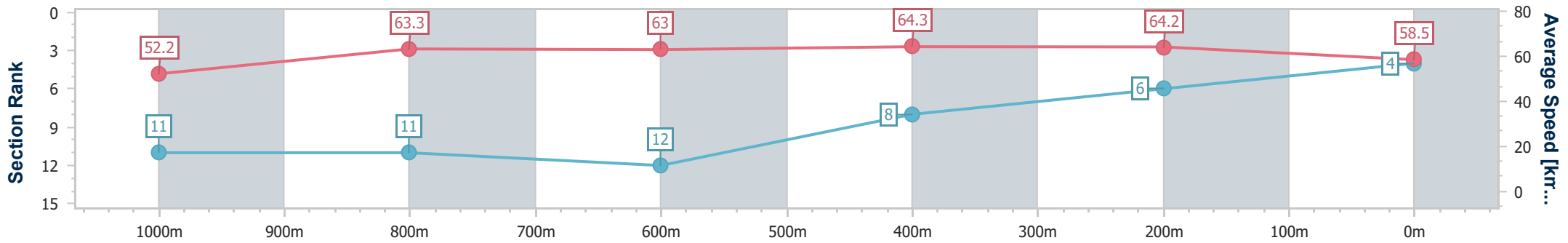


Eagle Farm QLD Professional
 Race 9: SWYSH OPEN Handicap - 1200m
 16 March 2024 - 16:28
 Track Rating: Good 4, Weather: Fine, Rail Position: +0.5m Entire



BRISBANE
 RACING CLUB

| Section | Overall | 1000m | 800m | 600m | 400m | 200m |
|------------------------|--------------------------|---------------------------|---------------------------|---------------------------|--------------------------|--------------------------|
| Section Times | 1:11.56 [4] (0:13.80) | 0:57.76 [11] (0:11.54) | 0:46.22 [11] (0:11.48) | 0:34.74 [12] (0:11.21) | 0:23.53 [8] (0:11.23) | 0:12.30 [6] (0:12.30) |
| Average Speed [km/h] | 52.2 | 63.3 | 63.0 | 64.3 | 64.2 | 58.5 |
| Top Speed [km/h] | 63.2 | 64.7 | 64.4 | 66.8 | 65.6 | 61.6 |
| Avg. Dist. to Rail [m] | 3.4 | 2.4 | 1.7 | 0.5 | 7.1 | 7.7 |
| Avg. Stride Freq. [Hz] | 2.3 | 2.4 | 2.4 | 2.4 | 2.4 | 2.3 |
| Avg. Stride Length [m] | 6.2 | 7.3 | 7.4 | 7.4 | 7.5 | 6.9 |



- [] Ranking at each section and finish
- .-.- No data available at this section
- NA No data available



| | |
|--------------------------------|----------------|
| Horse/Jockey Name | Magic Charlee |
| Final Rank | 5 |
| Fastest Section Time (Section) | 0:11.26 (800m) |
| Top Speed [km/h] (Section) | 66.2 (400m) |
| Race State | Finished |

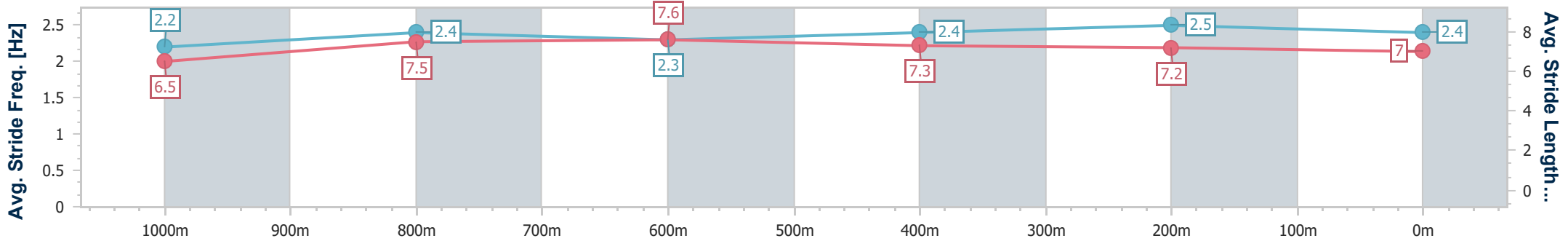
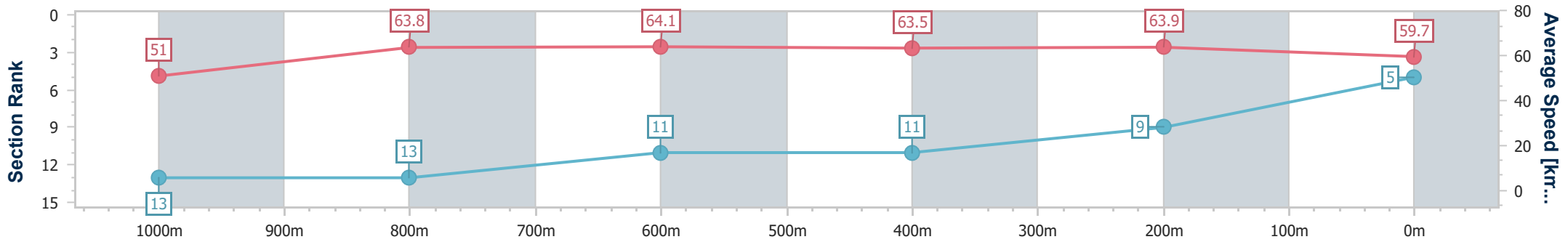


Eagle Farm QLD Professional
 Race 9: SWYSH OPEN Handicap - 1200m
 16 March 2024 - 16:28
 Track Rating: Good 4, Weather: Fine, Rail Position: +0.5m Entire



BRISBANE
 RACING CLUB

| Section | Overall | 1000m | 800m | 600m | 400m | 200m |
|------------------------|--------------------------|---------------------------|---------------------------|---------------------------|---------------------------|--------------------------|
| Section Times | 1:11.59 [5] (0:14.12) | 0:57.47 [13] (0:11.38) | 0:46.09 [13] (0:11.26) | 0:34.83 [11] (0:11.51) | 0:23.32 [11] (0:11.26) | 0:12.06 [9] (0:12.06) |
| Average Speed [km/h] | 51.0 | 63.8 | 64.1 | 63.5 | 63.9 | 59.7 |
| Top Speed [km/h] | 62.9 | 65.2 | 65.0 | 65.9 | 66.2 | 62.7 |
| Avg. Dist. to Rail [m] | 3.8 | 1.6 | 0.4 | 3.6 | 11.5 | 12.5 |
| Avg. Stride Freq. [Hz] | 2.2 | 2.4 | 2.3 | 2.4 | 2.5 | 2.4 |
| Avg. Stride Length [m] | 6.5 | 7.5 | 7.6 | 7.3 | 7.2 | 7.0 |



- [] Ranking at each section and finish
- .-.- No data available at this section
- NA No data available



| | |
|--------------------------------|-----------------|
| Horse/Jockey Name | Contemtuosus |
| Final Rank | 6 |
| Fastest Section Time (Section) | 0:11.28 (1000m) |
| Top Speed [km/h] (Section) | 65.8 (1000m) |
| Race State | Finished |

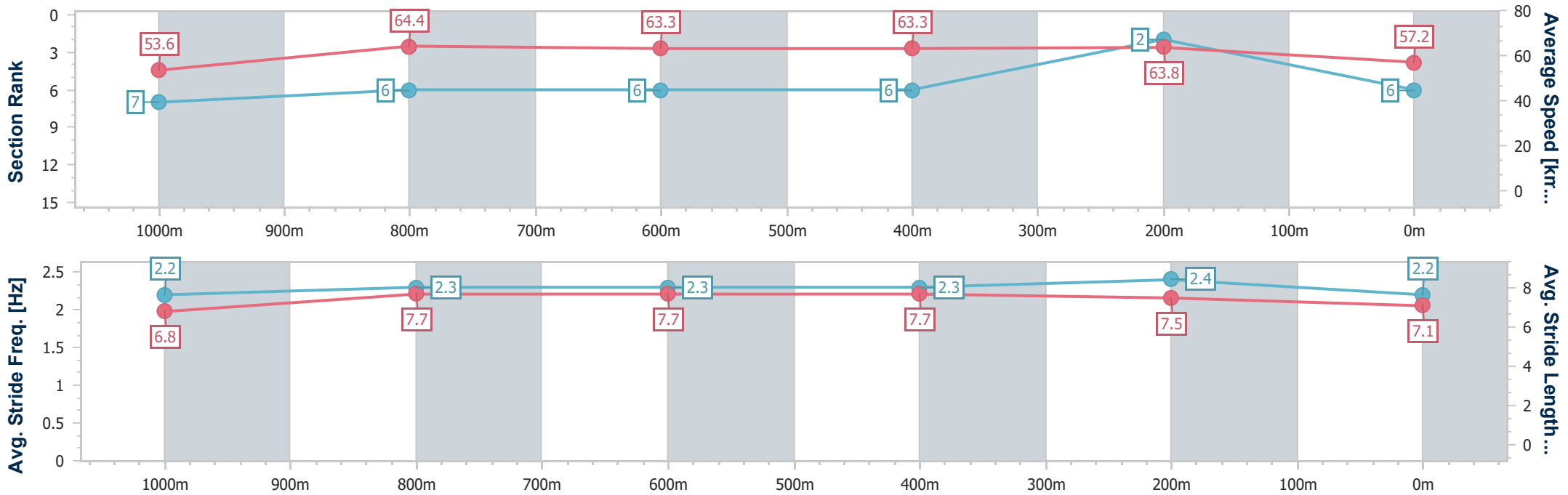


Eagle Farm QLD Professional
 Race 9: SWYSH OPEN Handicap - 1200m
 16 March 2024 - 16:28
 Track Rating: Good 4, Weather: Fine, Rail Position: +0.5m Entire



BRISBANE
 RACING CLUB

| Section | Overall | 1000m | 800m | 600m | 400m | 200m |
|------------------------|--------------------------|--------------------------|--------------------------|--------------------------|--------------------------|--------------------------|
| Section Times | 1:11.71 [6] (0:13.45) | 0:58.26 [7] (0:11.28) | 0:46.98 [6] (0:11.52) | 0:35.46 [6] (0:11.56) | 0:23.90 [6] (0:11.30) | 0:12.60 [2] (0:12.60) |
| Average Speed [km/h] | 53.6 | 64.4 | 63.3 | 63.3 | 63.8 | 57.2 |
| Top Speed [km/h] | 65.1 | 65.8 | 65.7 | 65.5 | 65.5 | 61.8 |
| Avg. Dist. to Rail [m] | 7.0 | 1.8 | 2.9 | 3.2 | 9.0 | 9.3 |
| Avg. Stride Freq. [Hz] | 2.2 | 2.3 | 2.3 | 2.3 | 2.4 | 2.2 |
| Avg. Stride Length [m] | 6.8 | 7.7 | 7.7 | 7.7 | 7.5 | 7.1 |



- [] Ranking at each section and finish
- .-.- No data available at this section
- NA No data available



| | |
|--------------------------------|-----------------|
| Horse/Jockey Name | Arentee |
| Final Rank | 7 |
| Fastest Section Time (Section) | 0:11.41 (1000m) |
| Top Speed [km/h] (Section) | 66.6 (600m) |
| Race State | Finished |

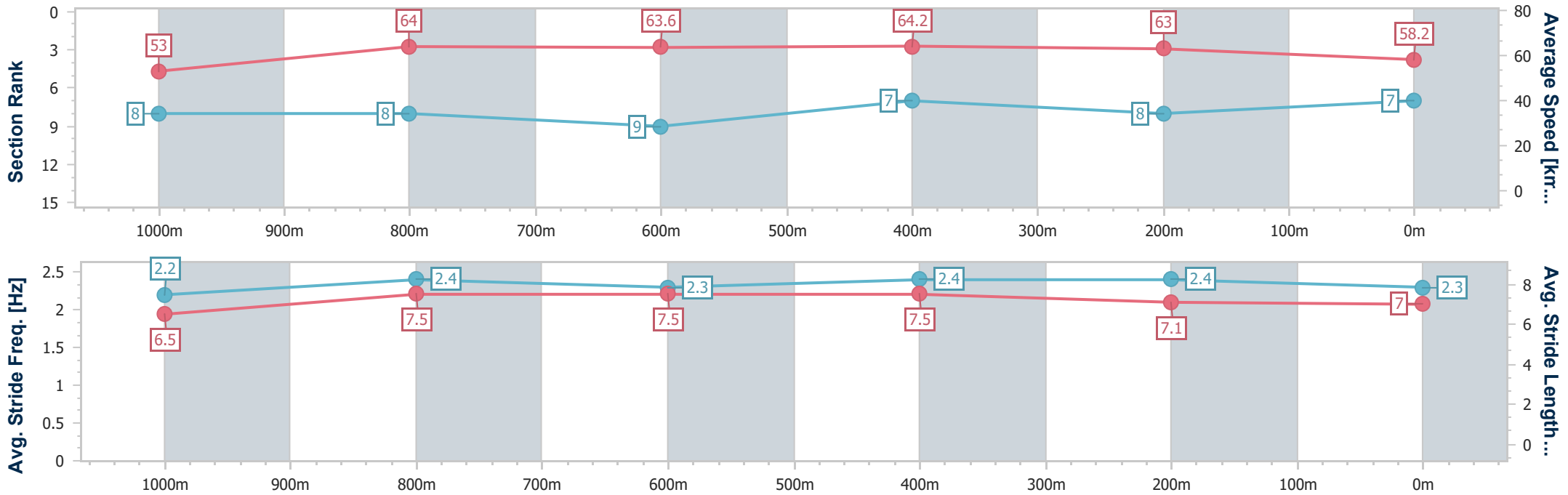


Eagle Farm QLD Professional
 Race 9: SWYSH OPEN Handicap - 1200m
 16 March 2024 - 16:28
 Track Rating: Good 4, Weather: Fine, Rail Position: +0.5m Entire



BRISBANE
RACING CLUB

| Section | Overall | 1000m | 800m | 600m | 400m | 200m |
|------------------------|--------------------------|--------------------------|--------------------------|--------------------------|--------------------------|--------------------------|
| Section Times | 1:11.76 [7] (0:13.61) | 0:58.15 [8] (0:11.41) | 0:46.74 [8] (0:11.48) | 0:35.26 [9] (0:11.48) | 0:23.78 [7] (0:11.41) | 0:12.37 [8] (0:12.37) |
| Average Speed [km/h] | 53.0 | 64.0 | 63.6 | 64.2 | 63.0 | 58.2 |
| Top Speed [km/h] | 65.2 | 65.2 | 65.2 | 66.6 | 64.9 | 61.5 |
| Avg. Dist. to Rail [m] | 3.4 | 3.1 | 3.2 | 4.2 | 10.6 | 10.4 |
| Avg. Stride Freq. [Hz] | 2.2 | 2.4 | 2.3 | 2.4 | 2.4 | 2.3 |
| Avg. Stride Length [m] | 6.5 | 7.5 | 7.5 | 7.5 | 7.1 | 7.0 |



- [] Ranking at each section and finish
- .-.- No data available at this section
- NA No data available



| | |
|--------------------------------|----------------|
| Horse/Jockey Name | Tara Jasmine |
| Final Rank | 8 |
| Fastest Section Time (Section) | 0:11.19 (400m) |
| Top Speed [km/h] (Section) | 66.8 (400m) |
| Race State | Finished |

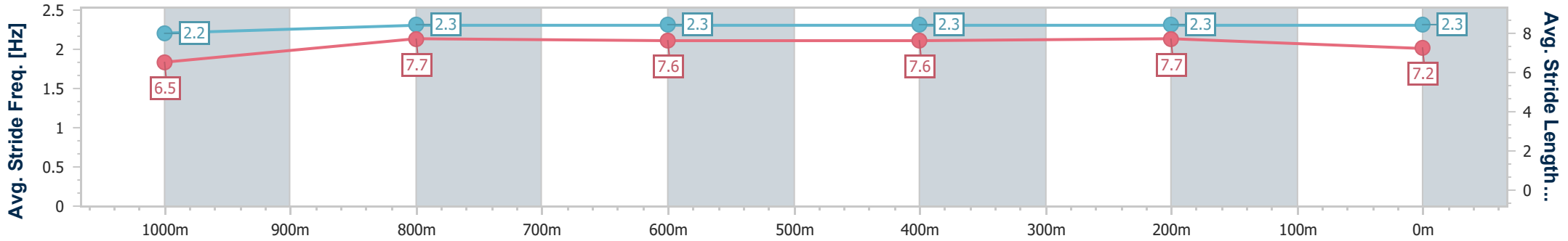
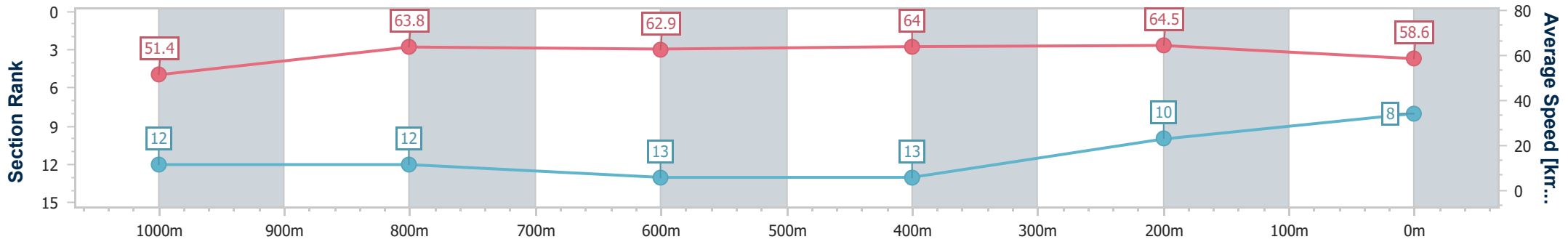


Eagle Farm QLD Professional
 Race 9: SWYSH OPEN Handicap - 1200m
 16 March 2024 - 16:28
 Track Rating: Good 4, Weather: Fine, Rail Position: +0.5m Entire



BRISBANE
RACING CLUB

| Section | Overall | 1000m | 800m | 600m | 400m | 200m |
|------------------------|--------------------------|---------------------------|---------------------------|---------------------------|---------------------------|---------------------------|
| Section Times | 1:11.88 [8] (0:14.00) | 0:57.88 [12] (0:11.39) | 0:46.49 [12] (0:11.50) | 0:34.99 [13] (0:11.54) | 0:23.45 [13] (0:11.19) | 0:12.26 [10] (0:12.26) |
| Average Speed [km/h] | 51.4 | 63.8 | 62.9 | 64.0 | 64.5 | 58.6 |
| Top Speed [km/h] | 65.0 | 65.0 | 64.1 | 66.3 | 66.8 | 61.5 |
| Avg. Dist. to Rail [m] | 0.7 | 1.1 | 1.7 | 4.8 | 11.8 | 12.7 |
| Avg. Stride Freq. [Hz] | 2.2 | 2.3 | 2.3 | 2.3 | 2.3 | 2.3 |
| Avg. Stride Length [m] | 6.5 | 7.7 | 7.6 | 7.6 | 7.7 | 7.2 |



- [] Ranking at each section and finish
- .-.- No data available at this section
- NA No data available



| | |
|--------------------------------|-----------------|
| Horse/Jockey Name | Roman Aureus |
| Final Rank | 9 |
| Fastest Section Time (Section) | 0:11.32 (1000m) |
| Top Speed [km/h] (Section) | 65.2 (400m) |
| Race State | Finished |

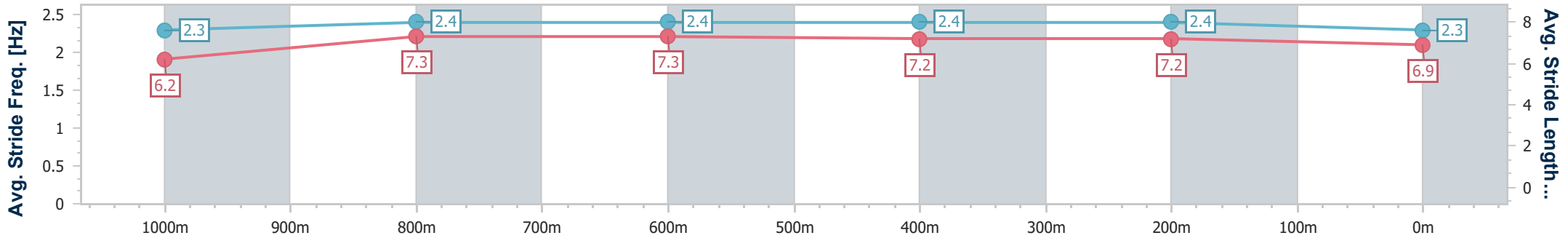
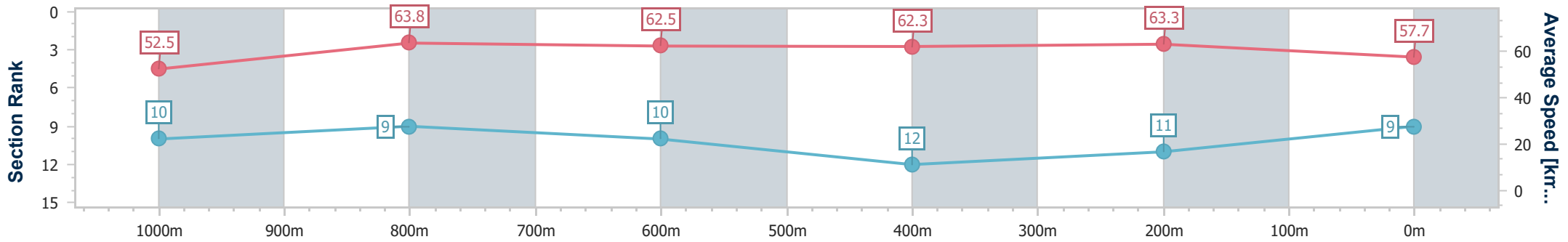


Eagle Farm QLD Professional
 Race 9: SWYSH OPEN Handicap - 1200m
 16 March 2024 - 16:28
 Track Rating: Good 4, Weather: Fine, Rail Position: +0.5m Entire



BRISBANE
 RACING CLUB

| Section | Overall | 1000m | 800m | 600m | 400m | 200m |
|------------------------|--------------------------|---------------------------|--------------------------|---------------------------|---------------------------|---------------------------|
| Section Times | 1:12.14 [9] (0:13.74) | 0:58.40 [10] (0:11.32) | 0:47.08 [9] (0:11.53) | 0:35.55 [10] (0:11.69) | 0:23.86 [12] (0:11.37) | 0:12.49 [11] (0:12.49) |
| Average Speed [km/h] | 52.5 | 63.8 | 62.5 | 62.3 | 63.3 | 57.7 |
| Top Speed [km/h] | 63.9 | 64.9 | 64.3 | 64.6 | 65.2 | 60.5 |
| Avg. Dist. to Rail [m] | 1.6 | 0.7 | 0.7 | 2.1 | 8.1 | 8.6 |
| Avg. Stride Freq. [Hz] | 2.3 | 2.4 | 2.4 | 2.4 | 2.4 | 2.3 |
| Avg. Stride Length [m] | 6.2 | 7.3 | 7.3 | 7.2 | 7.2 | 6.9 |



- [] Ranking at each section and finish
- .-.- No data available at this section
- NA No data available



| | |
|--------------------------------|-----------------|
| Horse/Jockey Name | Star Of Chaos |
| Final Rank | 10 |
| Fastest Section Time (Section) | 0:10.90 (1000m) |
| Top Speed [km/h] (Section) | 68.4 (800m) |
| Race State | Finished |

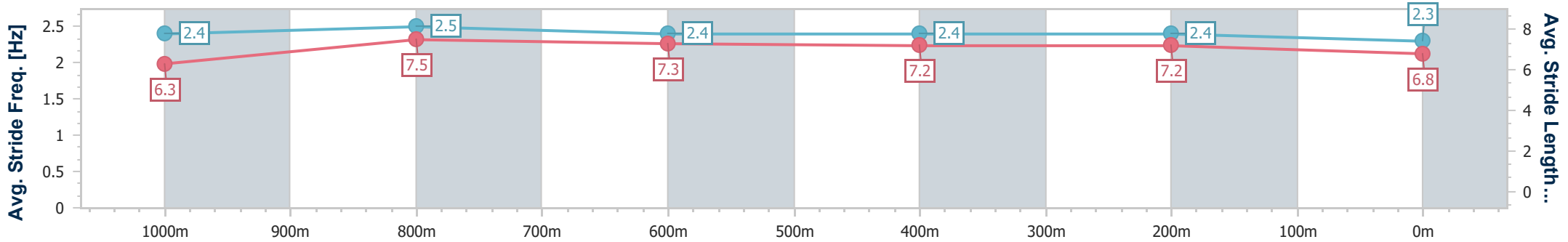
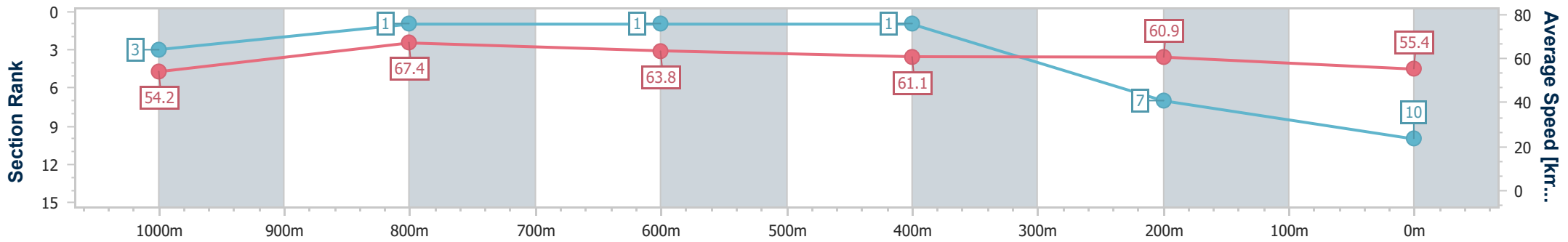


Eagle Farm QLD Professional
 Race 9: SWYSH OPEN Handicap - 1200m
 16 March 2024 - 16:28
 Track Rating: Good 4, Weather: Fine, Rail Position: +0.5m Entire



BRISBANE
 RACING CLUB

| Section | Overall | 1000m | 800m | 600m | 400m | 200m |
|------------------------|---------------------------|--------------------------|--------------------------|--------------------------|--------------------------|--------------------------|
| Section Times | 1:12.32 [10] (0:13.27) | 0:59.05 [3] (0:10.90) | 0:48.15 [1] (0:11.35) | 0:36.80 [1] (0:11.95) | 0:24.85 [1] (0:11.84) | 0:13.01 [7] (0:13.01) |
| Average Speed [km/h] | 54.2 | 67.4 | 63.8 | 61.1 | 60.9 | 55.4 |
| Top Speed [km/h] | 67.8 | 68.3 | 68.4 | 62.4 | 62.8 | 58.0 |
| Avg. Dist. to Rail [m] | 10.4 | 3.4 | 1.3 | 2.8 | 4.9 | 4.9 |
| Avg. Stride Freq. [Hz] | 2.4 | 2.5 | 2.4 | 2.4 | 2.4 | 2.3 |
| Avg. Stride Length [m] | 6.3 | 7.5 | 7.3 | 7.2 | 7.2 | 6.8 |



- [] Ranking at each section and finish
- .-.- No data available at this section
- NA No data available



| | |
|--------------------------------|-----------------|
| Horse/Jockey Name | La Amigo |
| Final Rank | 11 |
| Fastest Section Time (Section) | 0:11.06 (1000m) |
| Top Speed [km/h] (Section) | 68.1 (1000m) |
| Race State | Finished |

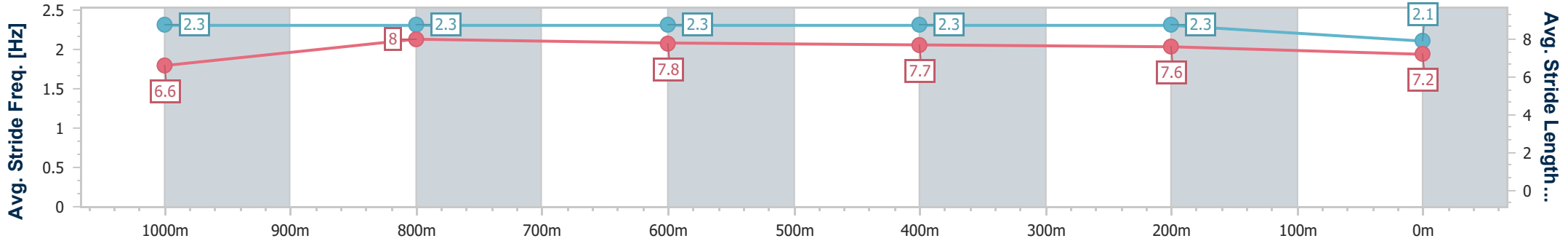
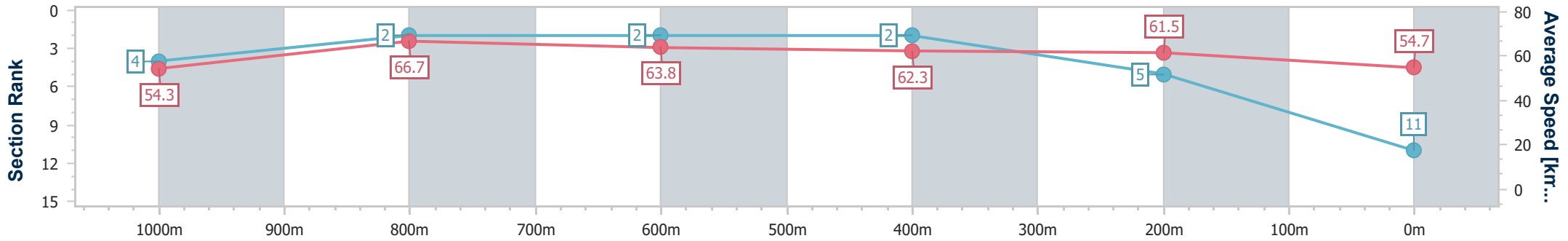


Eagle Farm QLD Professional
 Race 9: SWYSH OPEN Handicap - 1200m
 16 March 2024 - 16:28
 Track Rating: Good 4, Weather: Fine, Rail Position: +0.5m Entire



BRISBANE
 RACING CLUB

| Section | Overall | 1000m | 800m | 600m | 400m | 200m |
|------------------------|---------------------------|--------------------------|--------------------------|--------------------------|--------------------------|--------------------------|
| Section Times | 1:12.37 [11] (0:13.27) | 0:59.10 [4] (0:11.06) | 0:48.04 [2] (0:11.48) | 0:36.56 [2] (0:11.72) | 0:24.84 [2] (0:11.70) | 0:13.14 [5] (0:13.14) |
| Average Speed [km/h] | 54.3 | 66.7 | 63.8 | 62.3 | 61.5 | 54.7 |
| Top Speed [km/h] | 67.6 | 68.1 | 65.5 | 63.5 | 63.4 | 58.7 |
| Avg. Dist. to Rail [m] | 7.0 | 4.2 | 3.8 | 2.9 | 6.9 | 7.1 |
| Avg. Stride Freq. [Hz] | 2.3 | 2.3 | 2.3 | 2.3 | 2.3 | 2.1 |
| Avg. Stride Length [m] | 6.6 | 8.0 | 7.8 | 7.7 | 7.6 | 7.2 |



- [] Ranking at each section and finish
- .-.- No data available at this section
- NA No data available



| | |
|--------------------------------|-----------------|
| Horse/Jockey Name | Starvirgo |
| Final Rank | 12 |
| Fastest Section Time (Section) | 0:11.35 (1000m) |
| Top Speed [km/h] (Section) | 66.1 (Overall) |
| Race State | Finished |

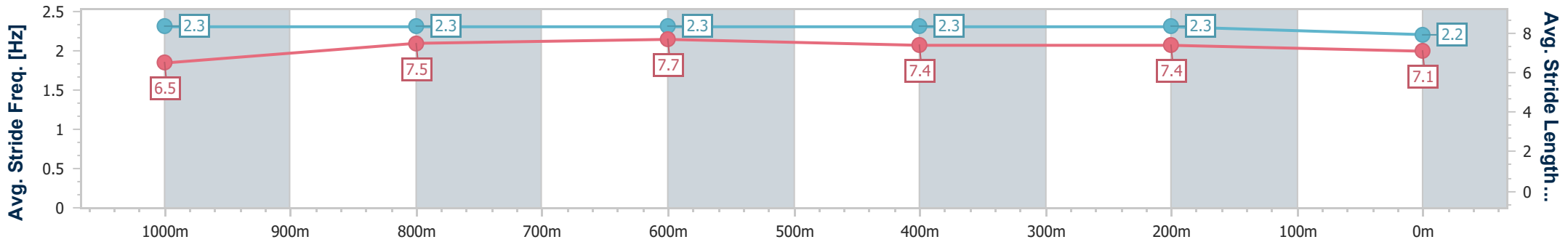
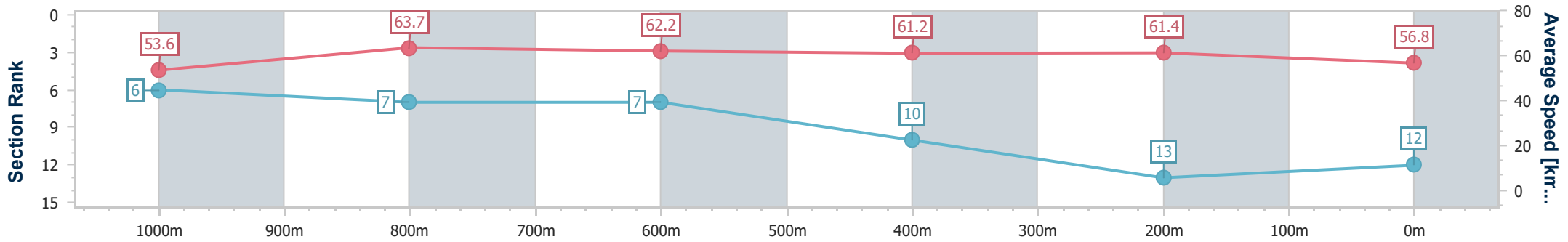


Eagle Farm QLD Professional
 Race 9: SWYSH OPEN Handicap - 1200m
 16 March 2024 - 16:28
 Track Rating: Good 4, Weather: Fine, Rail Position: +0.5m Entire



BRISBANE
 RACING CLUB

| Section | Overall | 1000m | 800m | 600m | 400m | 200m |
|------------------------|---------------------------|--------------------------|--------------------------|--------------------------|---------------------------|---------------------------|
| Section Times | 1:12.54 [12] (0:13.41) | 0:59.13 [6] (0:11.35) | 0:47.78 [7] (0:11.62) | 0:36.16 [7] (0:11.73) | 0:24.43 [10] (0:11.74) | 0:12.69 [13] (0:12.69) |
| Average Speed [km/h] | 53.6 | 63.7 | 62.2 | 61.2 | 61.4 | 56.8 |
| Top Speed [km/h] | 66.1 | 64.9 | 64.5 | 62.5 | 63.4 | 60.2 |
| Avg. Dist. to Rail [m] | 2.5 | 0.7 | 0.6 | 0.4 | 3.6 | 6.6 |
| Avg. Stride Freq. [Hz] | 2.3 | 2.3 | 2.3 | 2.3 | 2.3 | 2.2 |
| Avg. Stride Length [m] | 6.5 | 7.5 | 7.7 | 7.4 | 7.4 | 7.1 |



- [] Ranking at each section and finish
- .-.- No data available at this section
- NA No data available



| | |
|--------------------------------|-----------------|
| Horse/Jockey Name | Greyworm |
| Final Rank | 13 |
| Fastest Section Time (Section) | 0:11.18 (1000m) |
| Top Speed [km/h] (Section) | 67.7 (Overall) |
| Race State | Finished |

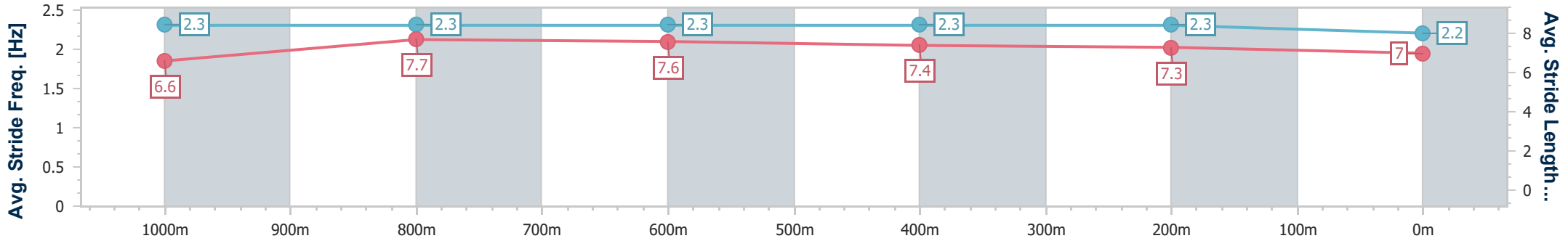
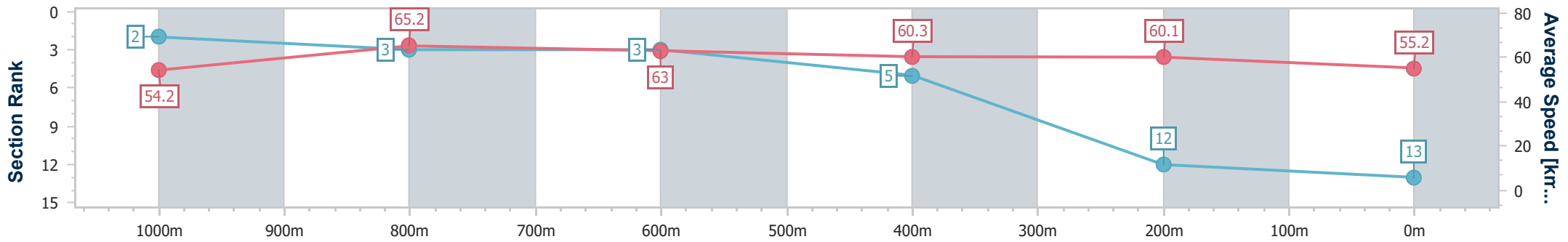


Eagle Farm QLD Professional
 Race 9: SWYSH OPEN Handicap - 1200m
 16 March 2024 - 16:28
 Track Rating: Good 4, Weather: Fine, Rail Position: +0.5m Entire



BRISBANE
 RACING CLUB

| Section | Overall | 1000m | 800m | 600m | 400m | 200m |
|------------------------|---------------------------|--------------------------|--------------------------|--------------------------|--------------------------|---------------------------|
| Section Times | 1:12.81 [13] (0:13.26) | 0:59.55 [2] (0:11.18) | 0:48.37 [3] (0:11.46) | 0:36.91 [3] (0:11.89) | 0:25.02 [5] (0:11.94) | 0:13.08 [12] (0:13.08) |
| Average Speed [km/h] | 54.2 | 65.2 | 63.0 | 60.3 | 60.1 | 55.2 |
| Top Speed [km/h] | 67.7 | 66.5 | 65.4 | 61.3 | 62.6 | 58.0 |
| Avg. Dist. to Rail [m] | 5.2 | 1.8 | 0.7 | 1.0 | 2.5 | 2.5 |
| Avg. Stride Freq. [Hz] | 2.3 | 2.3 | 2.3 | 2.3 | 2.3 | 2.2 |
| Avg. Stride Length [m] | 6.6 | 7.7 | 7.6 | 7.4 | 7.3 | 7.0 |



- [] Ranking at each section and finish
- .-.- No data available at this section
- NA No data available



Eagle Farm QLD Professional
Race 10: LADBROKES COMMUNITIES BENCHMARK 78 Handicap (4YO
only QTIS bonuses applicable) - 1600m
16 March 2024 - 17:13



BRISBANE
RACING CLUB

Track Rating: Good 4, Weather: Fine, Rail Position: +0.5m Entire

| Section | | | | | | | | | | | | | | |
|-------------|----------------------|---|----------------------|----------------------|----------------------|---------------------------|---------------------------|---------------------------|---------------------------|---------------------------|---------------------------|---------------------------|-----------|------------------------|
| Field Times | Overall | 1400m | 1200m | 1000m | 800m | 600m | 400m | Last 600m | | | | | | |
| | 1:37.66 (0:13.65) | 1:24.01 (0:11.35) | 1:12.66 (0:12.20) | 1:00.46 (0:12.46) | 0:48.00 (0:12.28) | 0:35.72 (0:12.15) | 0:23.57 (0:11.44) | 0:35.72 | | | | | | |
| Rank | TAB | Horse/Jockey | Barrier | Top Speed [km/h] | Fastest Section | Overall | 1400m | 1200m | 1000m | 800m | 600m | 400m | Last 600m | Distance Travelled [m] |
| 1 | 15 | RUSSIAN WARRIOR Anthony Allen | 15 | 64.4 | 0:11.44 | 1:37.66 [1] (0:13.93) | 1:23.73 [6] (0:11.49) | 1:12.24 [5] (0:11.98) | 1:00.26 [3] (0:12.52) | 0:47.74 [3] (0:12.27) | 0:35.47 [3] (0:11.90) | 0:23.57 [2] (0:11.44) | 0:35.47 | |
| 2 | 8 | BEEF WEEK PRINCESS Samantha Collett | 8 | 64.7 | 0:11.39 | 1:37.68 [2] (0:13.97) | 1:23.71 [7] (0:11.58) | 1:12.13 [7] (0:12.15) | 0:59.98 [7] (0:12.48) | 0:47.50 [5] (0:12.25) | 0:35.25 [6] (0:11.84) | 0:23.41 [4] (0:11.39) | 0:35.25 | +3 |
| 3 | 17 | LADY LE DA Jim Byrne | 17 | 65.6 | 0:11.25 | 1:37.69 [3] (0:14.10) | 1:23.59 [11] (0:11.65) | 1:11.94 [11] (0:12.12) | 0:59.82 [11] (0:12.53) | 0:47.29 [10] (0:12.18) | 0:35.11 [9] (0:11.95) | 0:23.16 [9] (0:11.25) | 0:35.11 | +6 |
| 4 | 16 | THESECONDATPORTSEA Damien Thornton | 16 | 64.8 | 0:11.27 | 1:37.87 [4] (0:14.30) | 1:23.57 [12] (0:11.67) | 1:11.90 [13] (0:12.17) | 0:59.73 [13] (0:12.60) | 0:47.13 [13] (0:12.04) | 0:35.09 [12] (0:11.98) | 0:23.11 [12] (0:11.27) | 0:35.09 | +6 |
| 5 | 13 | BLAZEN BOOTS Angela Jones | 13 | 64.9 | 0:11.40 | 1:38.01 [5] (0:13.82) | 1:24.19 [5] (0:11.71) | 1:12.48 [6] (0:12.10) | 1:00.38 [6] (0:12.59) | 0:47.79 [6] (0:12.15) | 0:35.64 [5] (0:12.07) | 0:23.57 [6] (0:11.40) | 0:35.64 | -2 |
| 6 | 18 | CHARLIE'S CASE Mark Du Plessis | 18 | 64.1 | 0:11.40 | 1:38.12 [6] (0:13.99) | 1:24.13 [8] (0:11.65) | 1:12.48 [8] (0:12.11) | 1:00.37 [8] (0:12.64) | 0:47.73 [9] (0:12.14) | 0:35.59 [8] (0:11.95) | 0:23.64 [7] (0:11.40) | 0:35.59 | +7 |
| 7 | 14 | SENECHAL Jake Bayliss | 14 | 64.1 | 0:11.48 | 1:38.19 [7] (0:13.68) | 1:24.51 [2] (0:11.48) | 1:13.03 [2] (0:12.09) | 1:00.94 [2] (0:12.41) | 0:48.53 [1] (0:12.28) | 0:36.25 [1] (0:12.15) | 0:24.10 [1] (0:11.61) | 0:36.25 | -8 |
| 8 | 2 | TUHINGA Georgina Cartwright | 2 | 63.7 | 0:11.51 | 1:38.24 [8] (0:13.69) | 1:24.55 [3] (0:11.61) | 1:12.94 [4] (0:12.27) | 1:00.67 [5] (0:12.68) | 0:47.99 [7] (0:12.27) | 0:35.72 [7] (0:11.98) | 0:23.74 [8] (0:11.51) | 0:35.72 | -3 |
| 9 | 5 | WINSTON SMURFHILL Nikita Beriman | 5 | 65.6 | 0:11.35 | 1:38.31 [9] (0:13.65) | 1:24.66 [1] (0:11.35) | 1:13.31 [1] (0:12.20) | 1:01.11 [1] (0:12.55) | 0:48.56 [2] (0:12.29) | 0:36.27 [2] (0:12.12) | 0:24.15 [3] (0:11.60) | 0:36.27 | +1 |
| 10 | 3 | TAPILDOODLEDO Michael Rodd | 3 | 65.5 | 0:11.41 | 1:38.38 [10] (0:14.39) | 1:23.99 [13] (0:11.50) | 1:12.49 [12] (0:12.22) | 1:00.27 [12] (0:12.57) | 0:47.70 [12] (0:12.17) | 0:35.53 [13] (0:12.01) | 0:23.52 [13] (0:11.41) | 0:35.53 | +2 |

Scratched: He's Heaven (#4), Mascaret (#11), Maxcalemma (#12), Bean Foggy (#7), So Dapper (#9)

[] Ranking at each section and finish
 -:-:- No data available at this section
 NA No data available

SCN Saddle cloth number
 DNF Did not finish
 DNT Did not track



Eagle Farm QLD Professional
Race 10: LADBROKES COMMUNITIES BENCHMARK 78 Handicap (4YO
only QTIS bonuses applicable) - 1600m
16 March 2024 - 17:13



BRISBANE
RACING CLUB

Track Rating: Good 4, Weather: Fine, Rail Position: +0.5m Entire

| Section | Overall | 1400m | 1200m | 1000m | 800m | 600m | 400m | Last 600m | | | | | | |
|-------------|----------------------|-------------------------------|----------------------|----------------------|----------------------|---------------------------|---------------------------|---------------------------|---------------------------|---------------------------|---------------------------|---------------------------|---------|------------------------|
| Field Times | 1:37.66 (0:13.65) | 1:24.01 (0:11.35) | 1:12.66 (0:12.20) | 1:00.46 (0:12.46) | 0:48.00 (0:12.28) | 0:35.72 (0:12.15) | 0:23.57 (0:11.44) | 0:35.72 | | | | | | |
| Rank | TAB | Horse/Jockey | Barrier | Top Speed [km/h] | Fastest Section | | | | | | | | | Distance Travelled [m] |
| 11 | 6 | SIREN ROCK Justin Huxtable | 6 | 64.3 Overall | 0:11.54 1400m | 1:38.66 [11] (0:13.73) | 1:24.93 [4] (0:11.54) | 1:13.39 [3] (0:12.25) | 1:01.14 [4] (0:12.55) | 0:48.59 [4] (0:12.19) | 0:36.40 [4] (0:12.07) | 0:24.33 [5] (0:11.64) | 0:36.40 | -7 |
| 12 | 10 | KOKONOTSU James Orman | 10 | 64.5 400m | 0:11.53 400m | 1:38.66 [12] (0:14.07) | 1:24.59 [10] (0:11.57) | 1:13.02 [9] (0:12.22) | 1:00.80 [10] (0:12.49) | 0:48.31 [8] (0:12.25) | 0:36.06 [10] (0:12.08) | 0:23.98 [10] (0:11.53) | 0:36.06 | -6 |
| 13 | 1 | HYDE Bailey Wheeler | 1 | 64.8 Overall | 0:11.49 400m | 1:39.39 [13] (0:14.03) | 1:25.36 [9] (0:11.69) | 1:13.67 [10] (0:12.09) | 1:01.58 [9] (0:12.60) | 0:48.98 [11] (0:12.22) | 0:36.76 [11] (0:12.08) | 0:24.68 [11] (0:11.49) | 0:36.76 | +0 |

Scratched: He's Heaven (#4), Mascaret (#11), Maxcalemma (#12), Bean Foggy (#7), So Dapper (#9)

[] Ranking at each section and finish
 -:-:-:- No data available at this section
 NA No data available

SCN Saddle cloth number
 DNF Did not finish
 DNT Did not track



Eagle Farm QLD Professional
Race 10: LADBROKES COMMUNITIES BENCHMARK 78 Handicap (4YO
only QTIS bonuses applicable) - 1600m
16 March 2024 - 17:13



Track Rating: Good 4, Weather: Fine, Rail Position: +0.5m Entire

| Section | | | | 200m | | | | Last 600m | |
|-------------|---|---------|------------------|-----------------------------|---------------------------|---------|--|-----------|------------------------|
| Field Times | | | | 0:12.13 (0:12.13) | | | | 0:35.72 | |
| Rank | TAB Horse/Jockey | Barrier | Top Speed [km/h] | Fastest Section | Margin | | | | Distance Travelled [m] |
| 1 | 15 RUSSIAN WARRIOR Anthony Allen | 15 | 64.4 | 0:11.44 Overall 400m | 0:12.13 [1] (0:12.13) | 1:37.66 | | 0:35.47 | |
| 2 | 8 BEEF WEEK PRINCESS Samantha Collett | 8 | 64.7 | 0:11.39 600m 400m | 0:12.02 [2] (0:12.02) | 0.15L | | 0:35.25 | +3 |
| 3 | 17 LADY LE DA Jim Byrne | 17 | 65.6 | 0:11.25 400m 400m | 0:11.91 [5] (0:11.91) | 0.19L | | 0:35.11 | +6 |
| 4 | 16 THESECONDATPORTSEA Damien Thornton | 16 | 64.8 | 0:11.27 400m 400m | 0:11.84 [10] (0:11.84) | 1.27L | | 0:35.09 | +6 |
| 5 | 13 BLAZEN BOOTS Angela Jones | 13 | 64.9 | 0:11.40 400m 400m | 0:12.17 [6] (0:12.17) | 2.08L | | 0:35.64 | -2 |
| 6 | 18 CHARLIE'S CASE Mark Du Plessis | 18 | 64.1 | 0:11.40 400m 400m | 0:12.24 [7] (0:12.24) | 2.73L | | 0:35.59 | +7 |
| 7 | 14 SENECHAL Jake Bayliss | 14 | 64.1 | 0:11.48 Overall 1400m | 0:12.49 [3] (0:12.49) | 3.13L | | 0:36.25 | -8 |
| 8 | 2 TUHINGA Georgina Cartwright | 2 | 63.7 | 0:11.51 400m 400m | 0:12.23 [9] (0:12.23) | 3.46L | | 0:35.72 | -3 |
| 9 | 5 WINSTON SMURFHILL Nikita Beriman | 5 | 65.6 | 0:11.35 1400m 1400m | 0:12.55 [4] (0:12.55) | 3.83L | | 0:36.27 | +1 |
| 10 | 3 TAPILDOODLEDO Michael Rodd | 3 | 65.5 | 0:11.41 1400m 400m | 0:12.11 [13] (0:12.11) | 4.23L | | 0:35.53 | +2 |

Scratched: He's Heaven (#4), Mascaret (#11), Maxcalemma (#12), Bean Foggy (#7), So Dapper (#9)

[] Ranking at each section and finish
 -:-:- No data available at this section
 NA No data available

SCN Saddle cloth number
 DNF Did not finish
 DNT Did not track



Eagle Farm QLD Professional
Race 10: LADBROKES COMMUNITIES BENCHMARK 78 Handicap (4YO
only QTIS bonuses applicable) - 1600m
16 March 2024 - 17:13



Track Rating: Good 4, Weather: Fine, Rail Position: +0.5m Entire

| Section | | | | 200m | | | | Last 600m | |
|-------------|---------------------------------|---------|------------------|----------------------|---------------------------|--------|--|-----------|------------------------|
| Field Times | | | | 0:12.13 (0:12.13) | | | | 0:35.72 | |
| Rank | TAB Horse/Jockey | Barrier | Top Speed [km/h] | Fastest Section | Margin | | | | Distance Travelled [m] |
| 11 | 6 SIREN ROCK Justin Huxtable | 6 | 64.3 Overall | 0:11.54 1400m | 0:12.69 [8] (0:12.69) | 5.9L | | 0:36.40 | -7 |
| 12 | 10 KOKONOTSU James Orman | 10 | 64.5 400m | 0:11.53 400m | 0:12.45 [12] (0:12.45) | 5.93L | | 0:36.06 | -6 |
| 13 | 1 HYDE Bailey Wheeler | 1 | 64.8 Overall | 0:11.49 400m | 0:13.19 [11] (0:13.19) | 10.18L | | 0:36.76 | +0 |

Scratched: He's Heaven (#4), Mascaret (#11), Maxcalemma (#12), Bean Foggy (#7), So Dapper (#9)



| | |
|--------------------------------|-----------------|
| Horse/Jockey Name | Russian Warrior |
| Final Rank | 1 |
| Fastest Section Time (Section) | 0:11.44 (400m) |
| Top Speed [km/h] (Section) | 64.4 (Overall) |
| Race State | Finished |



Eagle Farm QLD Professional
 Race 10: LADBROKES COMMUNITIES BENCHMARK 78
 Handicap (4YO only QTIS bonuses applicable) - 1600m

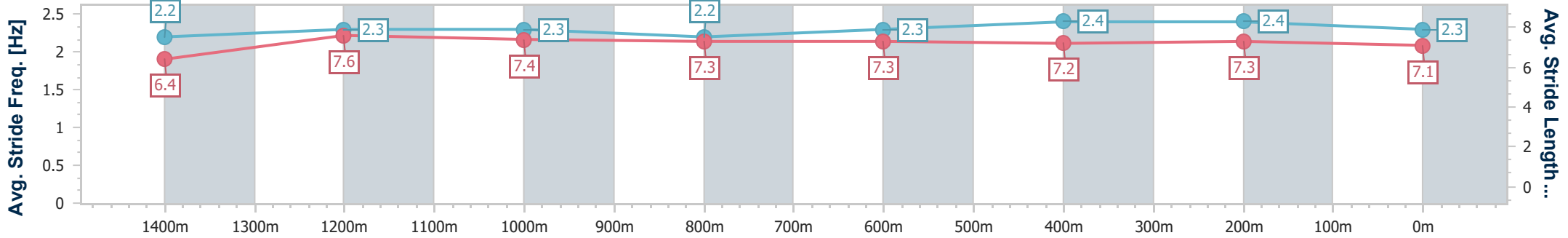
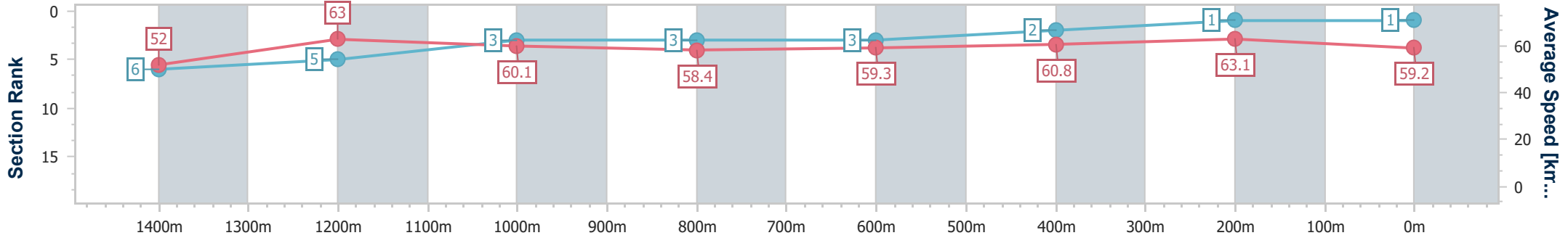
16 March 2024 - 17:13

Track Rating: Good 4, Weather: Fine, Rail Position: +0.5m Entire



BRISBANE
RACING CLUB

| Section | Overall | 1400m | 1200m | 1000m | 800m | 600m | 400m | 200m |
|------------------------|--------------------------|--------------------------|--------------------------|--------------------------|--------------------------|--------------------------|--------------------------|--------------------------|
| Section Times | 1:37.66 [1] (0:13.93) | 1:23.73 [6] (0:11.49) | 1:12.24 [5] (0:11.98) | 1:00.26 [3] (0:12.52) | 0:47.74 [3] (0:12.27) | 0:35.47 [3] (0:11.90) | 0:23.57 [2] (0:11.44) | 0:12.13 [1] (0:12.13) |
| Average Speed [km/h] | 52.0 | 63.0 | 60.1 | 58.4 | 59.3 | 60.8 | 63.1 | 59.2 |
| Top Speed [km/h] | 64.4 | 63.5 | 61.6 | 59.0 | 60.0 | 63.7 | 63.8 | 62.5 |
| Avg. Dist. to Rail [m] | 12.4 | 4.4 | 4.8 | 3.1 | 1.7 | 1.2 | 4.9 | 4.8 |
| Avg. Stride Freq. [Hz] | 2.2 | 2.3 | 2.3 | 2.2 | 2.3 | 2.4 | 2.4 | 2.3 |
| Avg. Stride Length [m] | 6.4 | 7.6 | 7.4 | 7.3 | 7.3 | 7.2 | 7.3 | 7.1 |



- [] Ranking at each section and finish
- .-.- No data available at this section
- NA No data available



| | |
|--------------------------------|--------------------|
| Horse/Jockey Name | Beef Week Princess |
| Final Rank | 2 |
| Fastest Section Time (Section) | 0:11.39 (400m) |
| Top Speed [km/h] (Section) | 64.7 (600m) |
| Race State | Finished |



Eagle Farm QLD Professional
 Race 10: LADBROKES COMMUNITIES BENCHMARK 78
 Handicap (4YO only QTIS bonuses applicable) - 1600m

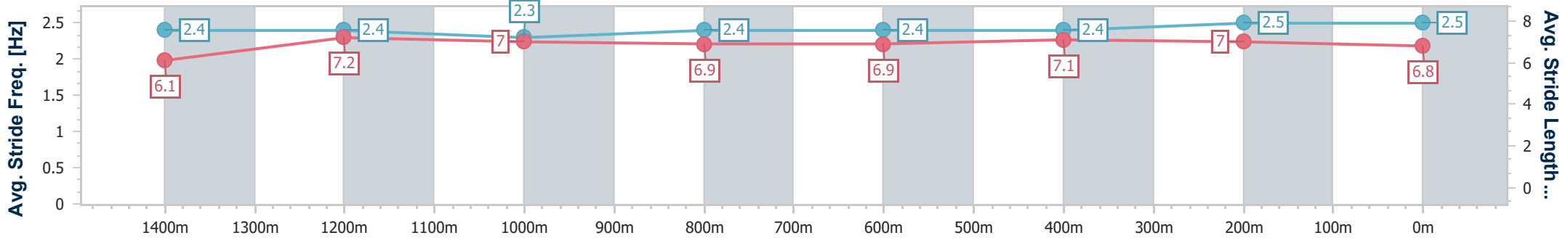
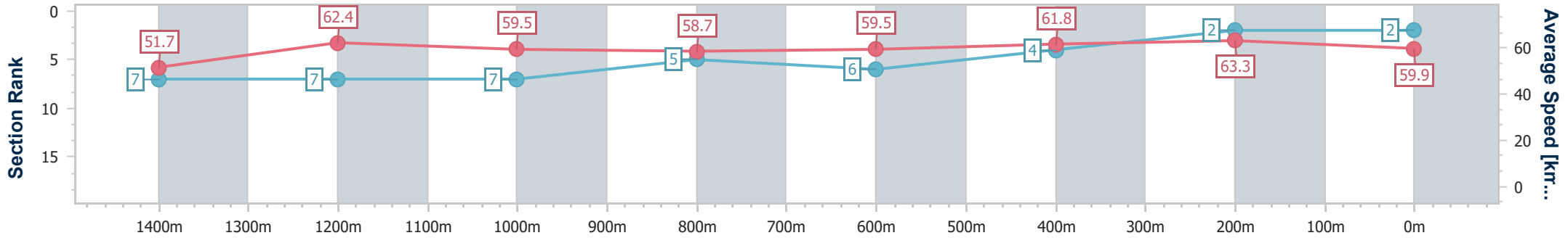
16 March 2024 - 17:13

Track Rating: Good 4, Weather: Fine, Rail Position: +0.5m Entire



BRISBANE
RACING CLUB

| Section | Overall | 1400m | 1200m | 1000m | 800m | 600m | 400m | 200m |
|------------------------|--------------------------|--------------------------|--------------------------|--------------------------|--------------------------|--------------------------|--------------------------|--------------------------|
| Section Times | 1:37.68 [2] (0:13.97) | 1:23.71 [7] (0:11.58) | 1:12.13 [7] (0:12.15) | 0:59.98 [7] (0:12.48) | 0:47.50 [5] (0:12.25) | 0:35.25 [6] (0:11.84) | 0:23.41 [4] (0:11.39) | 0:12.02 [2] (0:12.02) |
| Average Speed [km/h] | 51.7 | 62.4 | 59.5 | 58.7 | 59.5 | 61.8 | 63.3 | 59.9 |
| Top Speed [km/h] | 63.1 | 64.0 | 60.5 | 61.1 | 61.0 | 64.7 | 64.7 | 61.2 |
| Avg. Dist. to Rail [m] | 10.3 | 3.6 | 4.0 | 3.3 | 3.1 | 2.9 | 7.4 | 8.4 |
| Avg. Stride Freq. [Hz] | 2.4 | 2.4 | 2.3 | 2.4 | 2.4 | 2.4 | 2.5 | 2.5 |
| Avg. Stride Length [m] | 6.1 | 7.2 | 7.0 | 6.9 | 6.9 | 7.1 | 7.0 | 6.8 |



- [] Ranking at each section and finish
- .-.- No data available at this section
- NA No data available



| | |
|--------------------------------|----------------|
| Horse/Jockey Name | Lady Le Da |
| Final Rank | 3 |
| Fastest Section Time (Section) | 0:11.25 (400m) |
| Top Speed [km/h] (Section) | 65.6 (400m) |
| Race State | Finished |



Eagle Farm QLD Professional
 Race 10: LADBROKES COMMUNITIES BENCHMARK 78
 Handicap (4YO only QTIS bonuses applicable) - 1600m

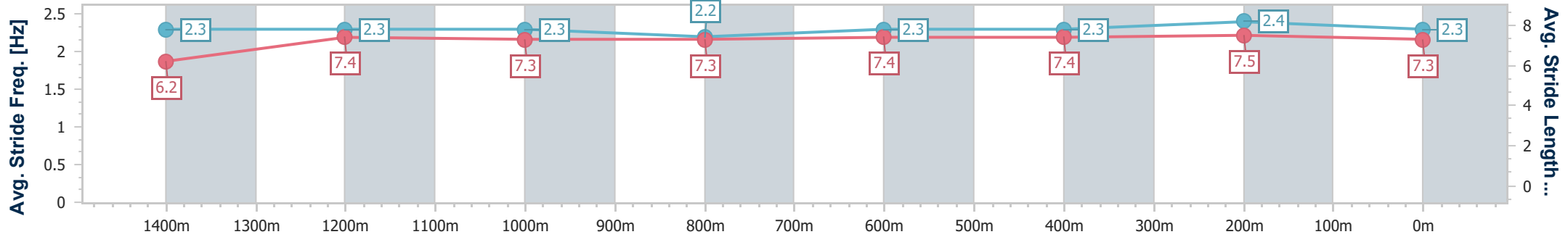
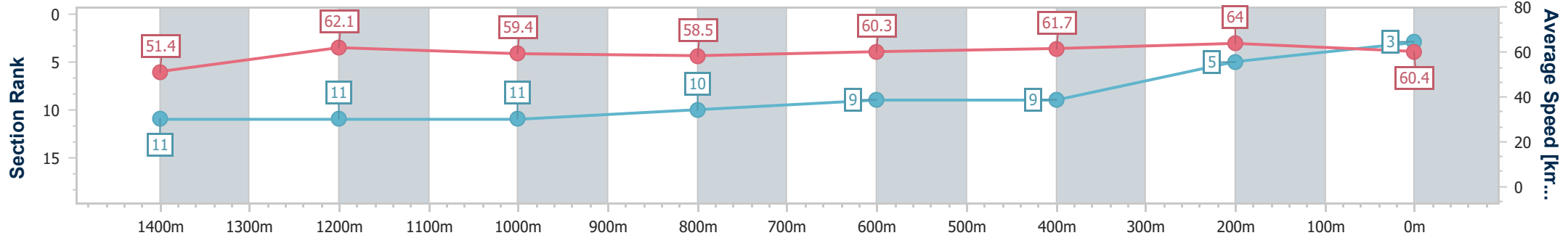
16 March 2024 - 17:13

Track Rating: Good 4, Weather: Fine, Rail Position: +0.5m Entire



BRISBANE
RACING CLUB

| Section | Overall | 1400m | 1200m | 1000m | 800m | 600m | 400m | 200m | | | | | |
|------------------------|--------------------------|---------------------------|---------------------------|---------------------------|---------------------------|--------------------------|--------------------------|--------------------------|--|--|--|--|--|
| Section Times | 1:37.69 [3] (0:14.10) | 1:23.59 [11] (0:11.65) | 1:11.94 [11] (0:12.12) | 0:59.82 [11] (0:12.53) | 0:47.29 [10] (0:12.18) | 0:35.11 [9] (0:11.95) | 0:23.16 [9] (0:11.25) | 0:11.91 [5] (0:11.91) | | | | | |
| Average Speed [km/h] | 51.4 | 62.1 | 59.4 | 58.5 | 60.3 | 61.7 | 64.0 | 60.4 | | | | | |
| Top Speed [km/h] | 64.6 | 63.5 | 61.1 | 59.8 | 62.1 | 65.0 | 65.6 | 62.7 | | | | | |
| Avg. Dist. to Rail [m] | 12.8 | 3.7 | 4.1 | 3.7 | 3.9 | 4.6 | 8.2 | 8.8 | | | | | |
| Avg. Stride Freq. [Hz] | 2.3 | 2.3 | 2.3 | 2.2 | 2.3 | 2.3 | 2.4 | 2.3 | | | | | |
| Avg. Stride Length [m] | 6.2 | 7.4 | 7.3 | 7.3 | 7.4 | 7.4 | 7.5 | 7.3 | | | | | |



- [] Ranking at each section and finish
- .-.- No data available at this section
- NA No data available



| | |
|--------------------------------|--------------------|
| Horse/Jockey Name | Thesecondatportsea |
| Final Rank | 4 |
| Fastest Section Time (Section) | 0:11.27 (400m) |
| Top Speed [km/h] (Section) | 64.8 (400m) |
| Race State | Finished |



Eagle Farm QLD Professional
 Race 10: LADBROKES COMMUNITIES BENCHMARK 78
 Handicap (4YO only QTIS bonuses applicable) - 1600m

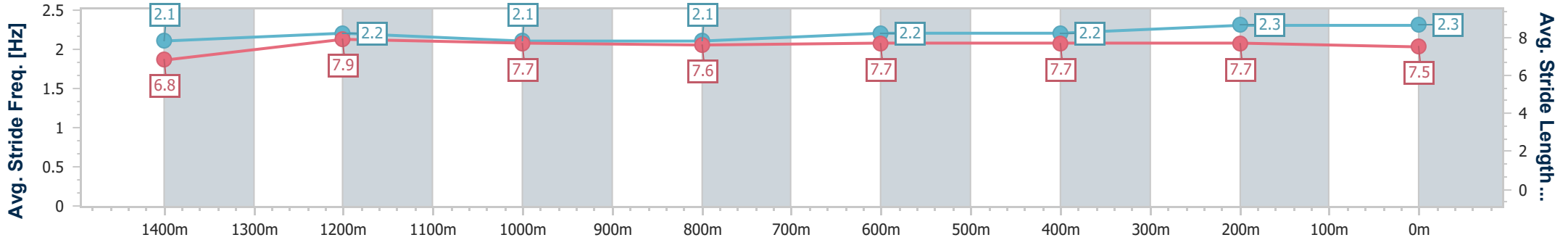
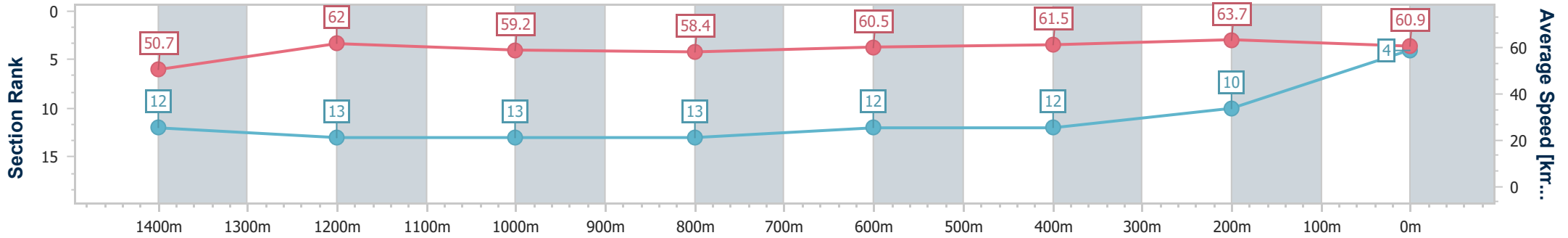
16 March 2024 - 17:13

Track Rating: Good 4, Weather: Fine, Rail Position: +0.5m Entire



BRISBANE
RACING CLUB

| Section | Overall | 1400m | 1200m | 1000m | 800m | 600m | 400m | 200m |
|------------------------|--------------------------|---------------------------|---------------------------|---------------------------|---------------------------|---------------------------|---------------------------|---------------------------|
| Section Times | 1:37.87 [4] (0:14.30) | 1:23.57 [12] (0:11.67) | 1:11.90 [13] (0:12.17) | 0:59.73 [13] (0:12.60) | 0:47.13 [13] (0:12.04) | 0:35.09 [12] (0:11.98) | 0:23.11 [12] (0:11.27) | 0:11.84 [10] (0:11.84) |
| Average Speed [km/h] | 50.7 | 62.0 | 59.2 | 58.4 | 60.5 | 61.5 | 63.7 | 60.9 |
| Top Speed [km/h] | 62.0 | 62.9 | 61.3 | 59.6 | 61.4 | 64.0 | 64.8 | 62.8 |
| Avg. Dist. to Rail [m] | 14.3 | 5.1 | 5.5 | 3.8 | 3.0 | 4.1 | 9.5 | 11.1 |
| Avg. Stride Freq. [Hz] | 2.1 | 2.2 | 2.1 | 2.1 | 2.2 | 2.2 | 2.3 | 2.3 |
| Avg. Stride Length [m] | 6.8 | 7.9 | 7.7 | 7.6 | 7.7 | 7.7 | 7.7 | 7.5 |



- [] Ranking at each section and finish
- .-.- No data available at this section
- NA No data available



| | |
|--------------------------------|----------------|
| Horse/Jockey Name | Blazen Boots |
| Final Rank | 5 |
| Fastest Section Time (Section) | 0:11.40 (400m) |
| Top Speed [km/h] (Section) | 64.9 (400m) |
| Race State | Finished |



Eagle Farm QLD Professional
 Race 10: LADBROKES COMMUNITIES BENCHMARK 78
 Handicap (4YO only QTIS bonuses applicable) - 1600m

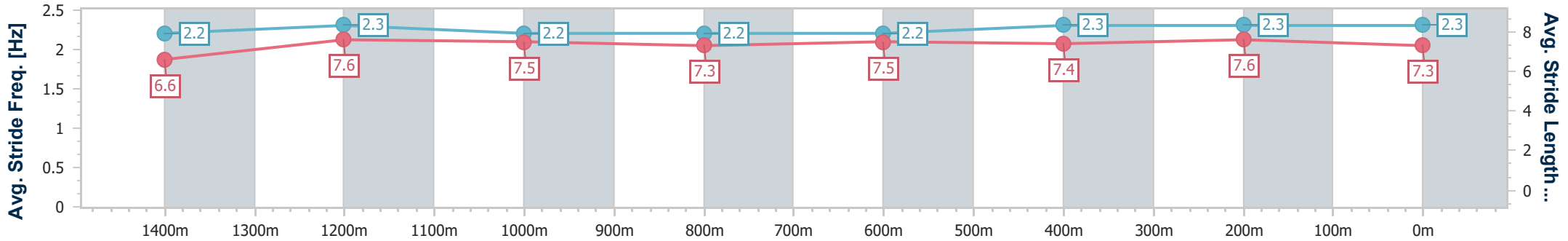
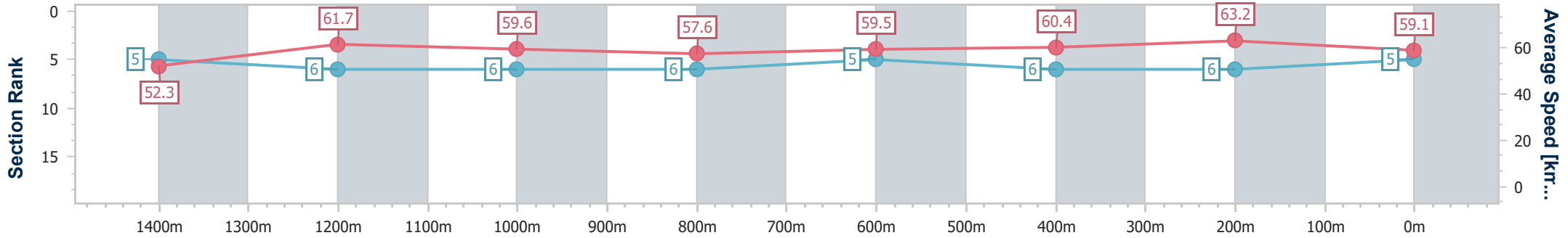
16 March 2024 - 17:13

Track Rating: Good 4, Weather: Fine, Rail Position: +0.5m Entire



BRISBANE
RACING CLUB

| Section | Overall | 1400m | 1200m | 1000m | 800m | 600m | 400m | 200m |
|------------------------|--------------------------|--------------------------|--------------------------|--------------------------|--------------------------|--------------------------|--------------------------|--------------------------|
| Section Times | 1:38.01 [5] (0:13.82) | 1:24.19 [5] (0:11.71) | 1:12.48 [6] (0:12.10) | 1:00.38 [6] (0:12.59) | 0:47.79 [6] (0:12.15) | 0:35.64 [5] (0:12.07) | 0:23.57 [6] (0:11.40) | 0:12.17 [6] (0:12.17) |
| Average Speed [km/h] | 52.3 | 61.7 | 59.6 | 57.6 | 59.5 | 60.4 | 63.2 | 59.1 |
| Top Speed [km/h] | 63.4 | 62.9 | 61.0 | 59.2 | 60.0 | 64.0 | 64.9 | 61.2 |
| Avg. Dist. to Rail [m] | 8.8 | 2.7 | 3.2 | 1.8 | 0.5 | 2.5 | 7.2 | 7.9 |
| Avg. Stride Freq. [Hz] | 2.2 | 2.3 | 2.2 | 2.2 | 2.2 | 2.3 | 2.3 | 2.3 |
| Avg. Stride Length [m] | 6.6 | 7.6 | 7.5 | 7.3 | 7.5 | 7.4 | 7.6 | 7.3 |



- [] Ranking at each section and finish
- .-.- No data available at this section
- NA No data available



| | |
|--------------------------------|----------------|
| Horse/Jockey Name | Charlie's Case |
| Final Rank | 6 |
| Fastest Section Time (Section) | 0:11.40 (400m) |
| Top Speed [km/h] (Section) | 64.1 (400m) |
| Race State | Finished |



Eagle Farm QLD Professional
 Race 10: LADBROKES COMMUNITIES BENCHMARK 78
 Handicap (4YO only QTIS bonuses applicable) - 1600m

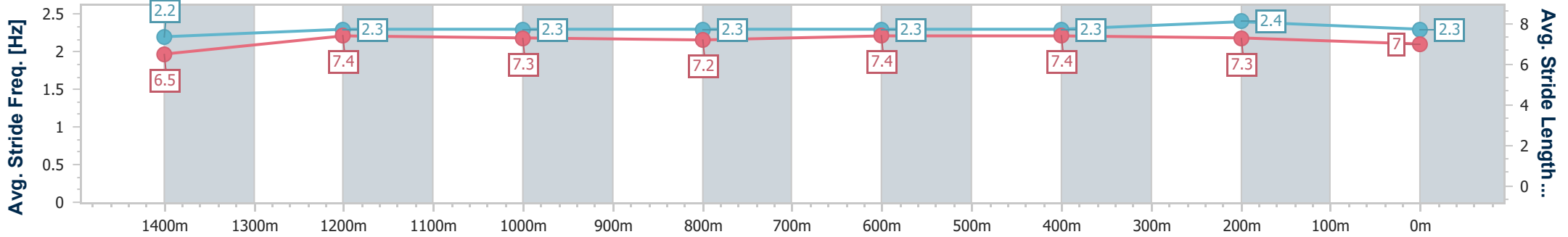
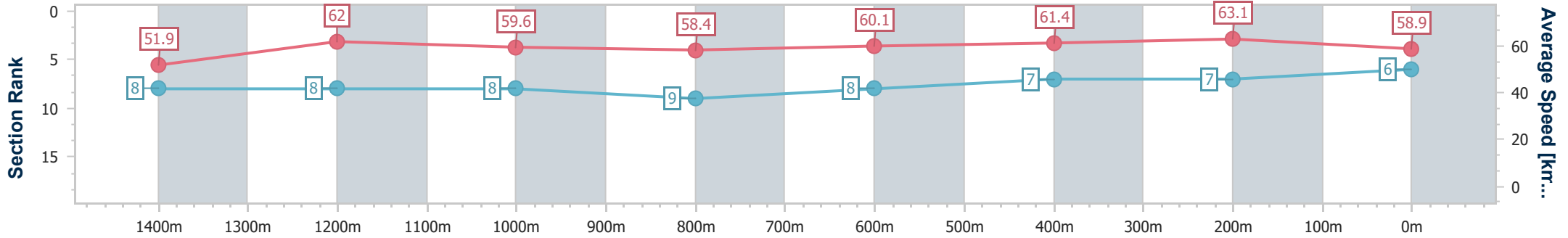
16 March 2024 - 17:13

Track Rating: Good 4, Weather: Fine, Rail Position: +0.5m Entire



BRISBANE
RACING CLUB

| Section | Overall | 1400m | 1200m | 1000m | 800m | 600m | 400m | 200m |
|------------------------|--------------------------|--------------------------|--------------------------|--------------------------|--------------------------|--------------------------|--------------------------|--------------------------|
| Section Times | 1:38.12 [6] (0:13.99) | 1:24.13 [8] (0:11.65) | 1:12.48 [8] (0:12.11) | 1:00.37 [8] (0:12.64) | 0:47.73 [9] (0:12.14) | 0:35.59 [8] (0:11.95) | 0:23.64 [7] (0:11.40) | 0:12.24 [7] (0:12.24) |
| Average Speed [km/h] | 51.9 | 62.0 | 59.6 | 58.4 | 60.1 | 61.4 | 63.1 | 58.9 |
| Top Speed [km/h] | 62.6 | 62.7 | 61.4 | 59.5 | 61.4 | 63.5 | 64.1 | 61.5 |
| Avg. Dist. to Rail [m] | 17.3 | 5.3 | 5.4 | 4.5 | 3.4 | 3.8 | 9.3 | 10.7 |
| Avg. Stride Freq. [Hz] | 2.2 | 2.3 | 2.3 | 2.3 | 2.3 | 2.3 | 2.4 | 2.3 |
| Avg. Stride Length [m] | 6.5 | 7.4 | 7.3 | 7.2 | 7.4 | 7.4 | 7.3 | 7.0 |



- [] Ranking at each section and finish
- .-.- No data available at this section
- NA No data available



| | |
|--------------------------------|-----------------|
| Horse/Jockey Name | Seneschal |
| Final Rank | 7 |
| Fastest Section Time (Section) | 0:11.48 (1400m) |
| Top Speed [km/h] (Section) | 64.1 (Overall) |
| Race State | Finished |



Eagle Farm QLD Professional
 Race 10: LADBROKES COMMUNITIES BENCHMARK 78
 Handicap (4YO only QTIS bonuses applicable) - 1600m

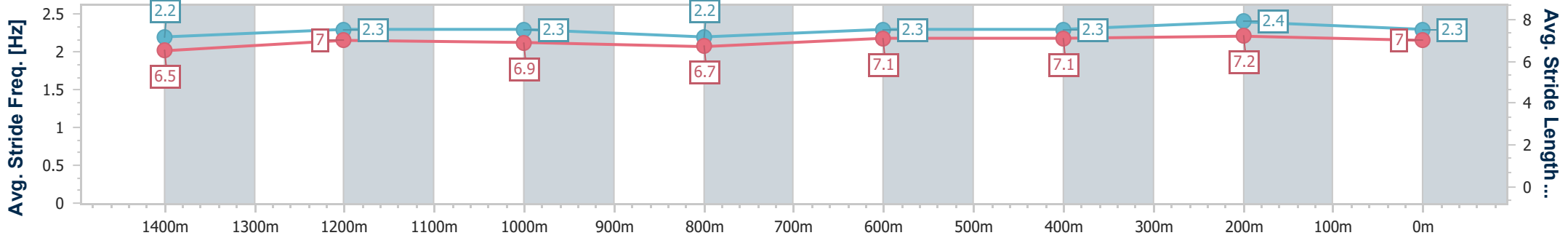
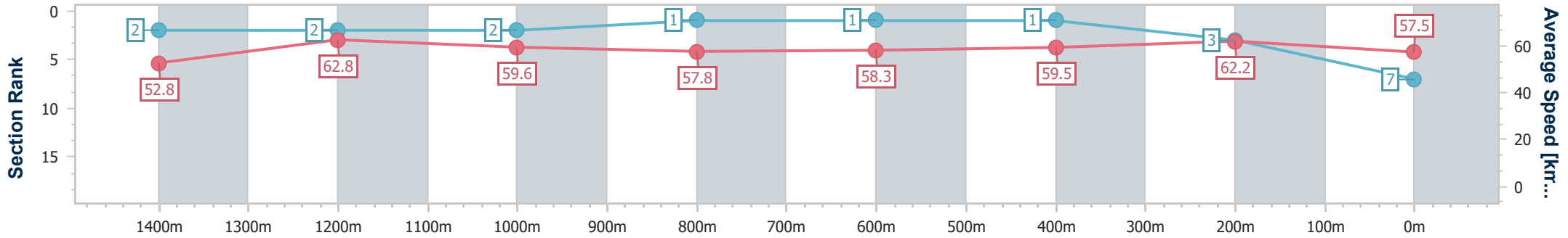
16 March 2024 - 17:13

Track Rating: Good 4, Weather: Fine, Rail Position: +0.5m Entire



BRISBANE
RACING CLUB

| Section | Overall | 1400m | 1200m | 1000m | 800m | 600m | 400m | 200m |
|------------------------|--------------------------|--------------------------|--------------------------|--------------------------|--------------------------|--------------------------|--------------------------|--------------------------|
| Section Times | 1:38.19 [7] (0:13.68) | 1:24.51 [2] (0:11.48) | 1:13.03 [2] (0:12.09) | 1:00.94 [2] (0:12.41) | 0:48.53 [1] (0:12.28) | 0:36.25 [1] (0:12.15) | 0:24.10 [1] (0:11.61) | 0:12.49 [3] (0:12.49) |
| Average Speed [km/h] | 52.8 | 62.8 | 59.6 | 57.8 | 58.3 | 59.5 | 62.2 | 57.5 |
| Top Speed [km/h] | 64.1 | 63.5 | 61.9 | 59.2 | 59.4 | 62.7 | 63.2 | 60.5 |
| Avg. Dist. to Rail [m] | 13.6 | 2.2 | 1.1 | 0.6 | 1.1 | 1.1 | 5.4 | 6.2 |
| Avg. Stride Freq. [Hz] | 2.2 | 2.3 | 2.3 | 2.2 | 2.3 | 2.3 | 2.4 | 2.3 |
| Avg. Stride Length [m] | 6.5 | 7.0 | 6.9 | 6.7 | 7.1 | 7.1 | 7.2 | 7.0 |



- [] Ranking at each section and finish
- .-.- No data available at this section
- NA No data available



| | |
|--------------------------------|----------------|
| Horse/Jockey Name | Tuhinga |
| Final Rank | 8 |
| Fastest Section Time (Section) | 0:11.51 (400m) |
| Top Speed [km/h] (Section) | 63.7 (400m) |
| Race State | Finished |



Eagle Farm QLD Professional
 Race 10: LADBROKES COMMUNITIES BENCHMARK 78
 Handicap (4YO only QTIS bonuses applicable) - 1600m

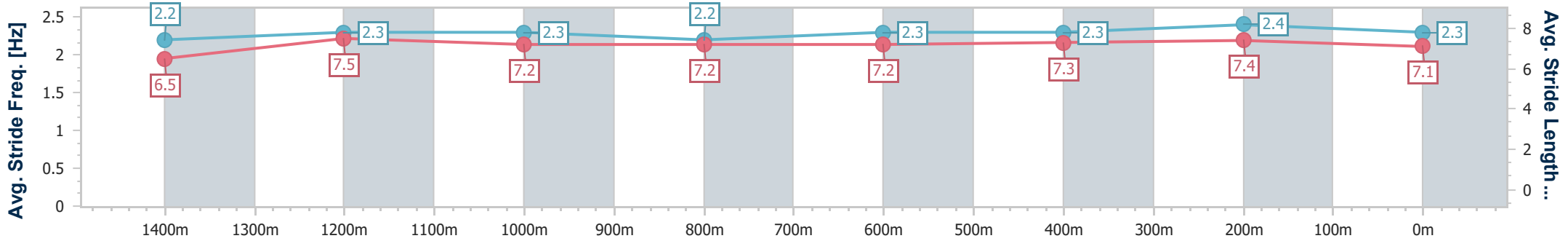
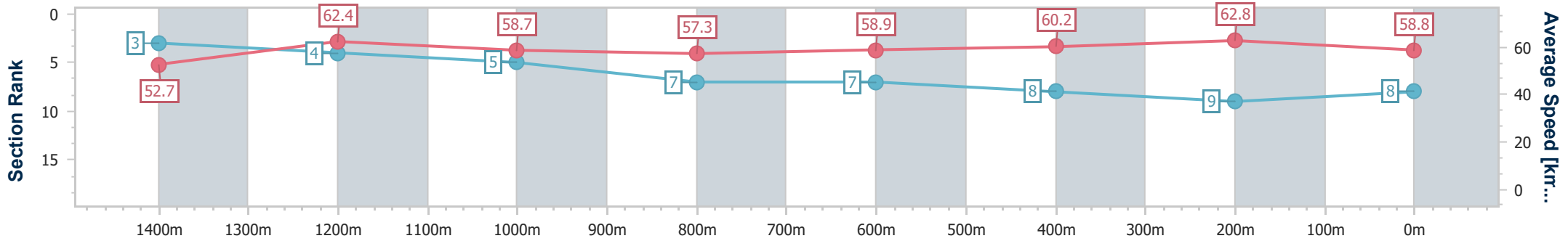
16 March 2024 - 17:13

Track Rating: Good 4, Weather: Fine, Rail Position: +0.5m Entire



BRISBANE
RACING CLUB

| Section | Overall | 1400m | 1200m | 1000m | 800m | 600m | 400m | 200m |
|------------------------|--------------------------|--------------------------|--------------------------|--------------------------|--------------------------|--------------------------|--------------------------|--------------------------|
| Section Times | 1:38.24 [8] (0:13.69) | 1:24.55 [3] (0:11.61) | 1:12.94 [4] (0:12.27) | 1:00.67 [5] (0:12.68) | 0:47.99 [7] (0:12.27) | 0:35.72 [7] (0:11.98) | 0:23.74 [8] (0:11.51) | 0:12.23 [9] (0:12.23) |
| Average Speed [km/h] | 52.7 | 62.4 | 58.7 | 57.3 | 58.9 | 60.2 | 62.8 | 58.8 |
| Top Speed [km/h] | 63.6 | 63.4 | 60.7 | 59.0 | 60.2 | 63.0 | 63.7 | 61.3 |
| Avg. Dist. to Rail [m] | 7.6 | 1.8 | 2.4 | 1.9 | 1.2 | 0.8 | 2.1 | 2.3 |
| Avg. Stride Freq. [Hz] | 2.2 | 2.3 | 2.3 | 2.2 | 2.3 | 2.3 | 2.4 | 2.3 |
| Avg. Stride Length [m] | 6.5 | 7.5 | 7.2 | 7.2 | 7.2 | 7.3 | 7.4 | 7.1 |



- [] Ranking at each section and finish
- .-.- No data available at this section
- NA No data available



| | |
|--------------------------------|-------------------|
| Horse/Jockey Name | Winston Smurfhill |
| Final Rank | 9 |
| Fastest Section Time (Section) | 0:11.35 (1400m) |
| Top Speed [km/h] (Section) | 65.6 (1400m) |
| Race State | Finished |



Eagle Farm QLD Professional
 Race 10: LADBROKES COMMUNITIES BENCHMARK 78
 Handicap (4YO only QTIS bonuses applicable) - 1600m

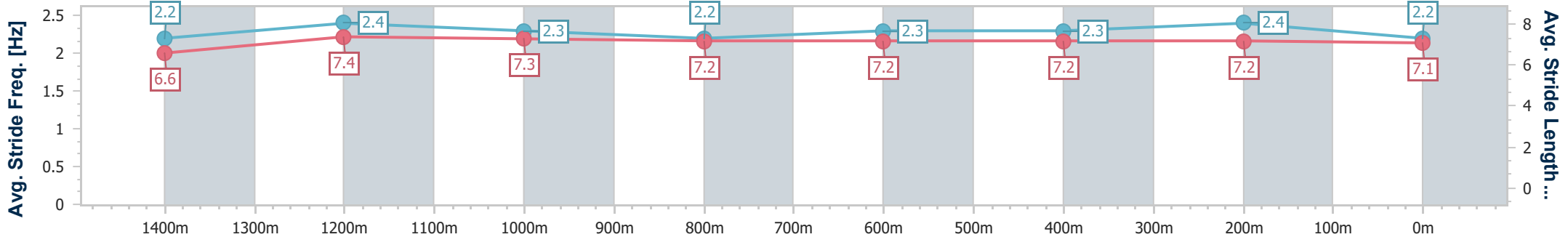
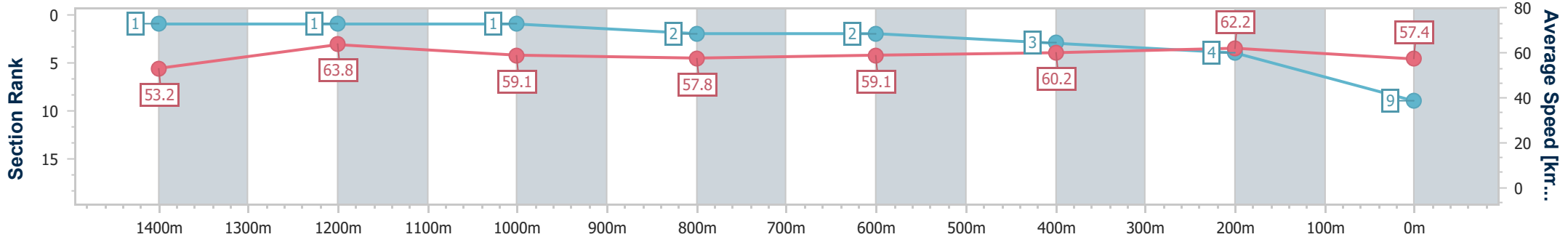
16 March 2024 - 17:13

Track Rating: Good 4, Weather: Fine, Rail Position: +0.5m Entire



BRISBANE
RACING CLUB

| Section | Overall | 1400m | 1200m | 1000m | 800m | 600m | 400m | 200m |
|------------------------|--------------------------|--------------------------|--------------------------|--------------------------|--------------------------|--------------------------|--------------------------|--------------------------|
| Section Times | 1:38.31 [9] (0:13.65) | 1:24.66 [1] (0:11.35) | 1:13.31 [1] (0:12.20) | 1:01.11 [1] (0:12.55) | 0:48.56 [2] (0:12.29) | 0:36.27 [2] (0:12.12) | 0:24.15 [3] (0:11.60) | 0:12.55 [4] (0:12.55) |
| Average Speed [km/h] | 53.2 | 63.8 | 59.1 | 57.8 | 59.1 | 60.2 | 62.2 | 57.4 |
| Top Speed [km/h] | 65.2 | 65.6 | 61.0 | 59.1 | 59.8 | 62.8 | 63.6 | 60.4 |
| Avg. Dist. to Rail [m] | 16.2 | 5.8 | 3.5 | 1.7 | 1.3 | 2.3 | 4.6 | 3.1 |
| Avg. Stride Freq. [Hz] | 2.2 | 2.4 | 2.3 | 2.2 | 2.3 | 2.3 | 2.4 | 2.2 |
| Avg. Stride Length [m] | 6.6 | 7.4 | 7.3 | 7.2 | 7.2 | 7.2 | 7.2 | 7.1 |



- [] Ranking at each section and finish
- .-.- No data available at this section
- NA No data available



| | |
|--------------------------------|----------------|
| Horse/Jockey Name | Tapildoodleo |
| Final Rank | 10 |
| Fastest Section Time (Section) | 0:11.41 (400m) |
| Top Speed [km/h] (Section) | 65.5 (1400m) |
| Race State | Finished |



Eagle Farm QLD Professional
 Race 10: LADBROKES COMMUNITIES BENCHMARK 78
 Handicap (4YO only QTIS bonuses applicable) - 1600m

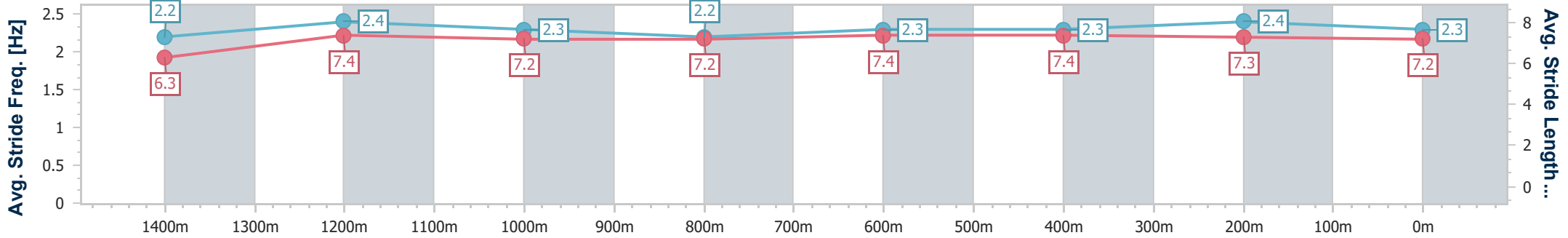
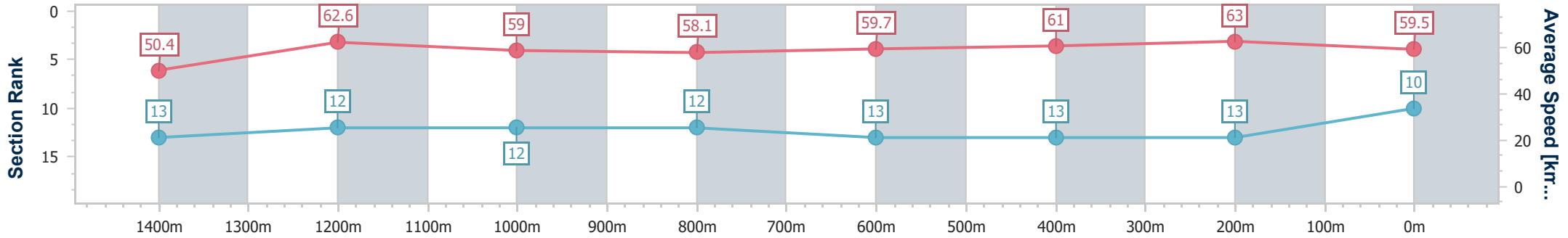
16 March 2024 - 17:13

Track Rating: Good 4, Weather: Fine, Rail Position: +0.5m Entire



BRISBANE
RACING CLUB

| Section | Overall | 1400m | 1200m | 1000m | 800m | 600m | 400m | 200m |
|------------------------|---------------------------|---------------------------|---------------------------|---------------------------|---------------------------|---------------------------|---------------------------|---------------------------|
| Section Times | 1:38.38 [10] (0:14.39) | 1:23.99 [13] (0:11.50) | 1:12.49 [12] (0:12.22) | 1:00.27 [12] (0:12.57) | 0:47.70 [12] (0:12.17) | 0:35.53 [13] (0:12.01) | 0:23.52 [13] (0:11.41) | 0:12.11 [13] (0:12.11) |
| Average Speed [km/h] | 50.4 | 62.6 | 59.0 | 58.1 | 59.7 | 61.0 | 63.0 | 59.5 |
| Top Speed [km/h] | 65.5 | 65.5 | 60.6 | 59.0 | 60.6 | 63.3 | 64.3 | 61.8 |
| Avg. Dist. to Rail [m] | 12.5 | 2.7 | 3.1 | 2.7 | 1.9 | 3.1 | 11.0 | 13.0 |
| Avg. Stride Freq. [Hz] | 2.2 | 2.4 | 2.3 | 2.2 | 2.3 | 2.3 | 2.4 | 2.3 |
| Avg. Stride Length [m] | 6.3 | 7.4 | 7.2 | 7.2 | 7.4 | 7.4 | 7.3 | 7.2 |



- [] Ranking at each section and finish
- .-.- No data available at this section
- NA No data available



| | |
|--------------------------------|-----------------|
| Horse/Jockey Name | Siren Rock |
| Final Rank | 11 |
| Fastest Section Time (Section) | 0:11.54 (1400m) |
| Top Speed [km/h] (Section) | 64.3 (Overall) |
| Race State | Finished |



Eagle Farm QLD Professional
 Race 10: LADBROKES COMMUNITIES BENCHMARK 78
 Handicap (4YO only QTIS bonuses applicable) - 1600m

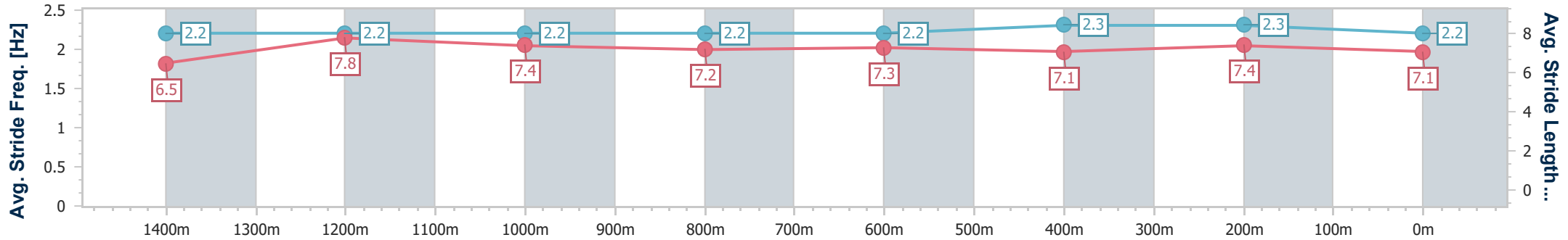
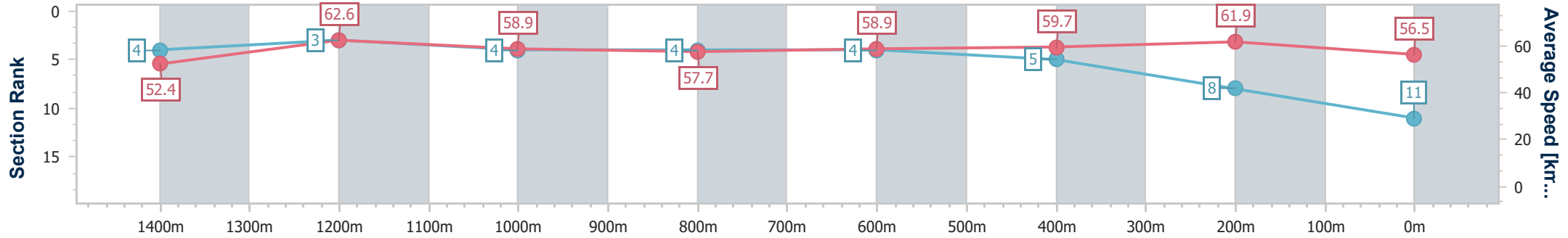
16 March 2024 - 17:13

Track Rating: Good 4, Weather: Fine, Rail Position: +0.5m Entire



BRISBANE
RACING CLUB

| Section | Overall | 1400m | 1200m | 1000m | 800m | 600m | 400m | 200m |
|------------------------|---------------------------|--------------------------|--------------------------|--------------------------|--------------------------|--------------------------|--------------------------|--------------------------|
| Section Times | 1:38.66 [11] (0:13.73) | 1:24.93 [4] (0:11.54) | 1:13.39 [3] (0:12.25) | 1:01.14 [4] (0:12.55) | 0:48.59 [4] (0:12.19) | 0:36.40 [4] (0:12.07) | 0:24.33 [5] (0:11.64) | 0:12.69 [8] (0:12.69) |
| Average Speed [km/h] | 52.4 | 62.6 | 58.9 | 57.7 | 58.9 | 59.7 | 61.9 | 56.5 |
| Top Speed [km/h] | 64.3 | 63.4 | 62.0 | 59.3 | 60.0 | 61.6 | 63.0 | 58.9 |
| Avg. Dist. to Rail [m] | 9.1 | 2.7 | 2.3 | 0.7 | 0.4 | 0.8 | 3.4 | 4.6 |
| Avg. Stride Freq. [Hz] | 2.2 | 2.2 | 2.2 | 2.2 | 2.2 | 2.3 | 2.3 | 2.2 |
| Avg. Stride Length [m] | 6.5 | 7.8 | 7.4 | 7.2 | 7.3 | 7.1 | 7.4 | 7.1 |



- [] Ranking at each section and finish
- .-.- No data available at this section
- NA No data available



| | |
|--------------------------------|----------------|
| Horse/Jockey Name | Kokonotsu |
| Final Rank | 12 |
| Fastest Section Time (Section) | 0:11.53 (400m) |
| Top Speed [km/h] (Section) | 64.5 (400m) |
| Race State | Finished |



Eagle Farm QLD Professional
 Race 10: LADBROKES COMMUNITIES BENCHMARK 78
 Handicap (4YO only QTIS bonuses applicable) - 1600m

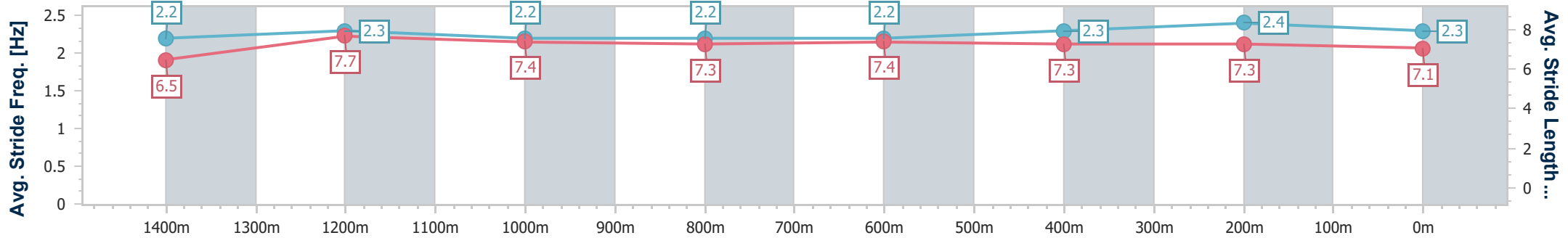
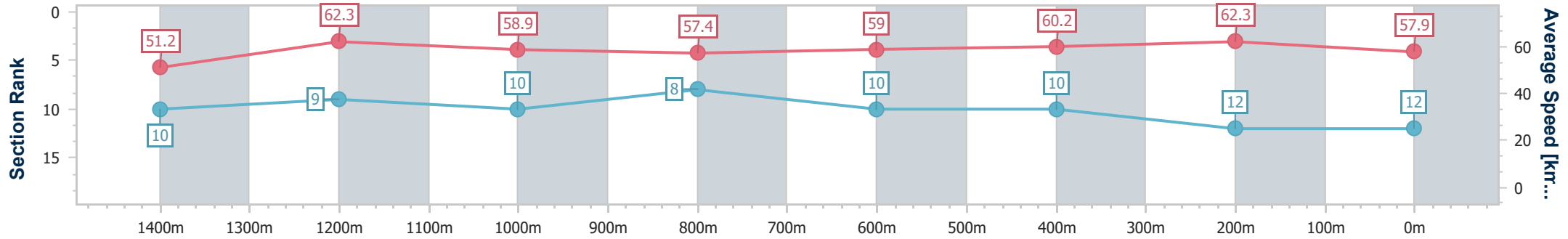
16 March 2024 - 17:13

Track Rating: Good 4, Weather: Fine, Rail Position: +0.5m Entire



BRISBANE
RACING CLUB

| Section | Overall | 1400m | 1200m | 1000m | 800m | 600m | 400m | 200m |
|------------------------|---------------------------|---------------------------|--------------------------|---------------------------|--------------------------|---------------------------|---------------------------|---------------------------|
| Section Times | 1:38.66 [12] (0:14.07) | 1:24.59 [10] (0:11.57) | 1:13.02 [9] (0:12.22) | 1:00.80 [10] (0:12.49) | 0:48.31 [8] (0:12.25) | 0:36.06 [10] (0:12.08) | 0:23.98 [10] (0:11.53) | 0:12.45 [12] (0:12.45) |
| Average Speed [km/h] | 51.2 | 62.3 | 58.9 | 57.4 | 59.0 | 60.2 | 62.3 | 57.9 |
| Top Speed [km/h] | 63.9 | 63.5 | 60.5 | 58.8 | 59.9 | 62.2 | 64.5 | 60.8 |
| Avg. Dist. to Rail [m] | 7.4 | 0.5 | 0.1 | 0.6 | 0.7 | 1.6 | 2.2 | 3.8 |
| Avg. Stride Freq. [Hz] | 2.2 | 2.3 | 2.2 | 2.2 | 2.2 | 2.3 | 2.4 | 2.3 |
| Avg. Stride Length [m] | 6.5 | 7.7 | 7.4 | 7.3 | 7.4 | 7.3 | 7.3 | 7.1 |



- [] Ranking at each section and finish
- .-.- No data available at this section
- NA No data available



| | |
|--------------------------------|----------------|
| Horse/Jockey Name | Hyde |
| Final Rank | 13 |
| Fastest Section Time (Section) | 0:11.49 (400m) |
| Top Speed [km/h] (Section) | 64.8 (Overall) |
| Race State | Finished |



Eagle Farm QLD Professional
Race 10: LADBROKES COMMUNITIES BENCHMARK 78
Handicap (4YO only QTIS bonuses applicable) - 1600m

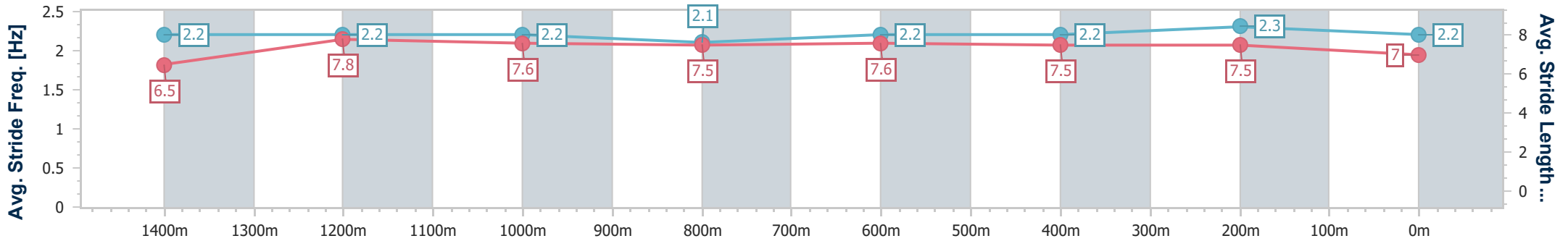
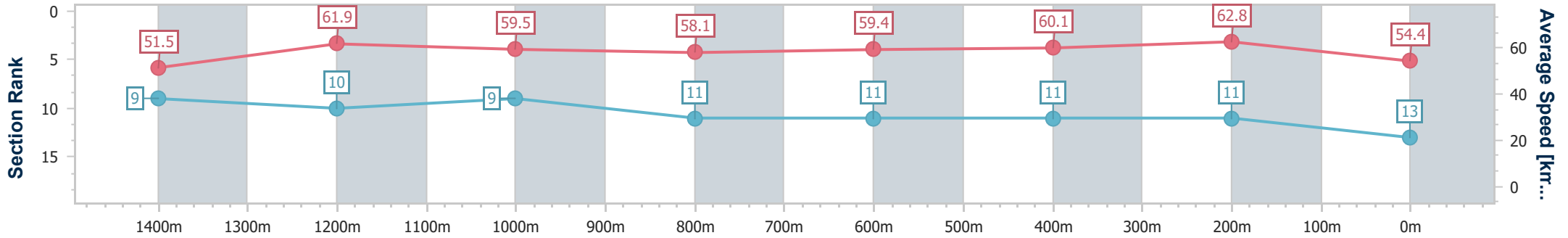
16 March 2024 - 17:13

Track Rating: Good 4, Weather: Fine, Rail Position: +0.5m Entire



BRISBANE
RACING CLUB

| Section | Overall | 1400m | 1200m | 1000m | 800m | 600m | 400m | 200m |
|------------------------|---------------------------|--------------------------|---------------------------|--------------------------|---------------------------|---------------------------|---------------------------|---------------------------|
| Section Times | 1:39.39 [13] (0:14.03) | 1:25.36 [9] (0:11.69) | 1:13.67 [10] (0:12.09) | 1:01.58 [9] (0:12.60) | 0:48.98 [11] (0:12.22) | 0:36.76 [11] (0:12.08) | 0:24.68 [11] (0:11.49) | 0:13.19 [11] (0:13.19) |
| Average Speed [km/h] | 51.5 | 61.9 | 59.5 | 58.1 | 59.4 | 60.1 | 62.8 | 54.4 |
| Top Speed [km/h] | 64.8 | 64.4 | 61.2 | 59.2 | 60.8 | 63.1 | 64.0 | 60.1 |
| Avg. Dist. to Rail [m] | 11.0 | 3.0 | 3.6 | 2.8 | 2.0 | 2.1 | 7.4 | 9.3 |
| Avg. Stride Freq. [Hz] | 2.2 | 2.2 | 2.2 | 2.1 | 2.2 | 2.2 | 2.3 | 2.2 |
| Avg. Stride Length [m] | 6.5 | 7.8 | 7.6 | 7.5 | 7.6 | 7.5 | 7.5 | 7.0 |



- [] Ranking at each section and finish
- .-.- No data available at this section
- NA No data available