



# Rockhampton QLD Professional

## Race 1: DON'T MISS THE CYS CALCUTTA DINNER QTIS Three-Year-Old Handicap - 1200m

16 March 2024 - 13:10



Track Rating: Soft 5, Weather: Showers, Rail Position: +6m

Section		Overall	1000m	800m	600m	400m	200m	Last 600m					
Field Times		1:09.78 (0:12.93)	0:56.85 (0:10.95)	0:45.90 (0:11.47)	0:34.43 (0:11.18)	0:23.25 (0:11.20)	0:12.05 (0:12.05)	0:34.43					
Rank	TAB Horse/Jockey	Barrier	Top Speed [km/h]	Fastest Section	Margin							Distance Travelled [m]	
1	5 THE BLONDE GODDESS Warwick Satherley	5	67.0 1000m	0:10.99 1000m	1:09.78 [1] (0:12.95)	0:56.83 [2] (0:10.99)	0:45.84 [2] (0:11.55)	0:34.29 [2] (0:11.19)	0:23.10 [2] (0:11.05)	0:12.05 [1] (0:12.05)	1:09.78	0:34.29	
2	3 MISHANI MYSTIQUE Nathan Thomas	3	68.1 1000m	0:10.95 1000m	1:10.36 [2] (0:12.93)	0:57.43 [1] (0:10.95)	0:46.48 [1] (0:11.47)	0:35.01 [1] (0:11.18)	0:23.83 [1] (0:11.43)	0:12.40 [2] (0:12.40)	3.42L	0:35.01	-2
3	1 PAPASITO Justin Stanley	1	67.4 1000m	0:11.13 1000m	1:10.59 [3] (0:13.00)	0:57.59 [3] (0:11.13)	0:46.46 [4] (0:11.49)	0:34.97 [3] (0:11.14)	0:23.83 [3] (0:11.51)	0:12.32 [3] (0:12.32)	4.77L	0:34.97	+0
4	2 MISHANI MAVERICK Chris McIver	2	67.6 1000m	0:10.92 1000m	1:11.04 [4] (0:13.19)	0:57.85 [4] (0:10.92)	0:46.93 [3] (0:11.56)	0:35.37 [4] (0:11.17)	0:24.20 [4] (0:11.51)	0:12.69 [4] (0:12.69)	7.44L	0:35.37	+0
5	4 TAHKIAN BUBBLES Adam Sewell	4	67.1 1000m	0:11.10 600m	1:11.14 [5] (0:13.25)	0:57.89 [5] (0:11.19)	0:46.70 [5] (0:11.42)	0:35.28 [5] (0:11.10)	0:24.18 [5] (0:11.46)	0:12.72 [5] (0:12.72)	8.03L	0:35.28	+2

Scratched: Cerared (#6)



Horse/Jockey Name	The Blonde Goddess
Final Rank	1
Fastest Section Time (Section)	0:10.99 (1000m)
Top Speed [km/h] (Section)	67.0 (1000m)
Race State	Finished



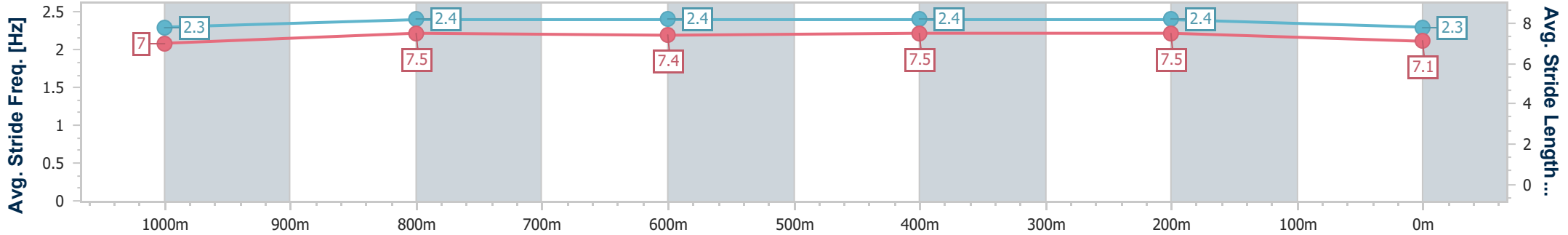
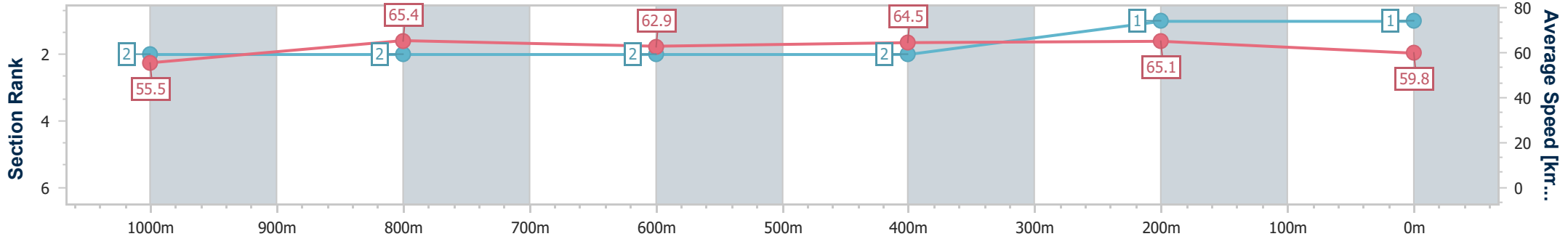
Rockhampton QLD Professional  
Race 1: DON'T MISS THE CYS CALCUTTA DINNER QTIS Three-Year-Old Handicap - 1200m

16 March 2024 - 13:10

Track Rating: Soft 5, Weather: Showers, Rail Position: +6m



Section	Overall	1000m	800m	600m	400m	200m
Section Times	1:09.78 [1] (0:12.95)	0:56.83 [2] (0:10.99)	0:45.84 [2] (0:11.55)	0:34.29 [2] (0:11.19)	0:23.10 [2] (0:11.05)	0:12.05 [1] (0:12.05)
Average Speed [km/h]	55.5	65.4	62.9	64.5	65.1	59.8
Top Speed [km/h]	66.6	67.0	64.9	65.5	66.7	62.9
Avg. Dist. to Rail [m]	1.9	0.4	1.4	2.8	3.9	3.6
Avg. Stride Freq. [Hz]	2.3	2.4	2.4	2.4	2.4	2.3
Avg. Stride Length [m]	7.0	7.5	7.4	7.5	7.5	7.1



- [ ] Ranking at each section and finish
- .-.- No data available at this section
- NA No data available



Horse/Jockey Name	Mishani Mystique
Final Rank	2
Fastest Section Time (Section)	0:10.95 (1000m)
Top Speed [km/h] (Section)	68.1 (1000m)
Race State	Finished



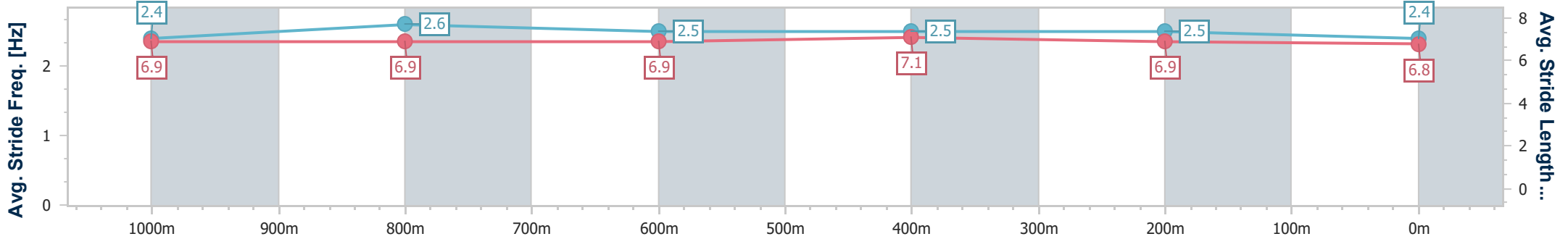
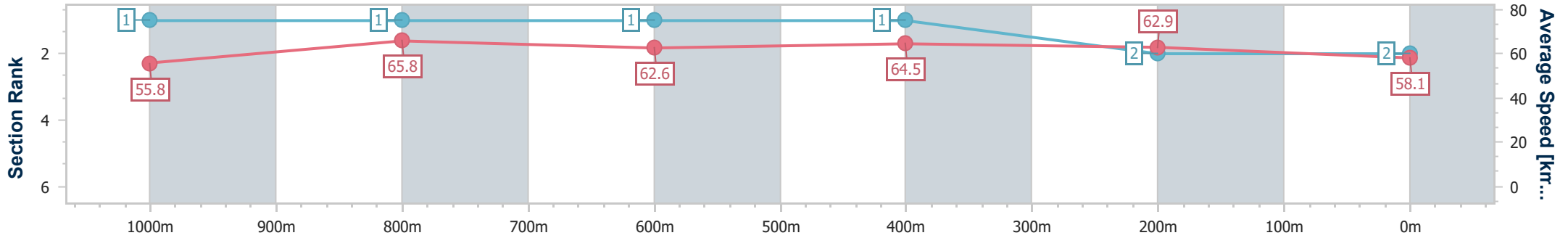
Rockhampton QLD Professional  
 Race 1: DON'T MISS THE CYS CALCUTTA DINNER QTIS Three-Year-Old Handicap - 1200m



16 March 2024 - 13:10

Track Rating: Soft 5, Weather: Showers, Rail Position: +6m

Section	Overall	1000m	800m	600m	400m	200m
Section Times	1:10.36 [2] (0:12.93)	0:57.43 [1] (0:10.95)	0:46.48 [1] (0:11.47)	0:35.01 [1] (0:11.18)	0:23.83 [1] (0:11.43)	0:12.40 [2] (0:12.40)
Average Speed [km/h]	55.8	65.8	62.6	64.5	62.9	58.1
Top Speed [km/h]	67.4	68.1	63.9	66.0	66.1	61.1
Avg. Dist. to Rail [m]	2.5	1.4	0.4	0.7	1.0	2.9
Avg. Stride Freq. [Hz]	2.4	2.6	2.5	2.5	2.5	2.4
Avg. Stride Length [m]	6.9	6.9	6.9	7.1	6.9	6.8



- [ ] Ranking at each section and finish
- .-.- No data available at this section
- NA No data available



Horse/Jockey Name	Papasito
Final Rank	3
Fastest Section Time (Section)	0:11.13 (1000m)
Top Speed [km/h] (Section)	67.4 (1000m)
Race State	Finished



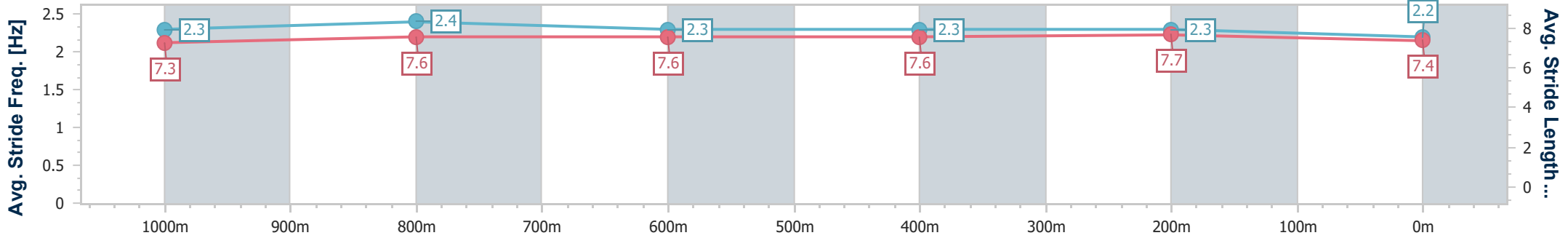
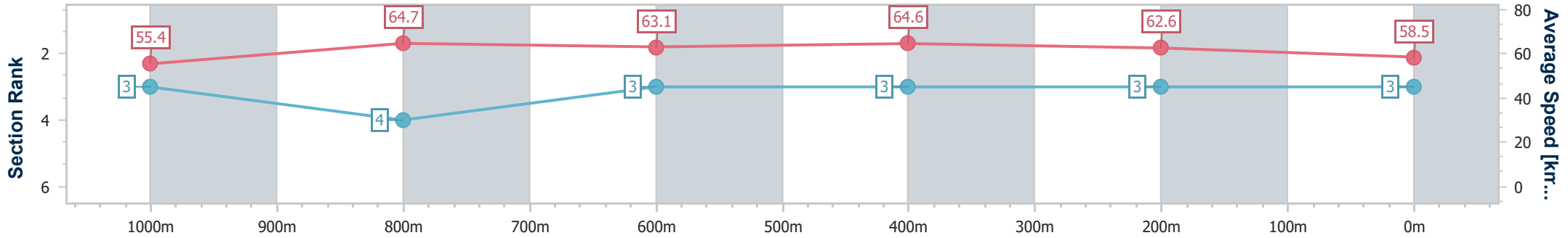
Rockhampton QLD Professional  
 Race 1: DON'T MISS THE CYS CALCUTTA DINNER QTIS Three-Year-Old Handicap - 1200m

16 March 2024 - 13:10

Track Rating: Soft 5, Weather: Showers, Rail Position: +6m



Section	Overall	1000m	800m	600m	400m	200m
Section Times	1:10.59 [3] (0:13.00)	0:57.59 [3] (0:11.13)	0:46.46 [4] (0:11.49)	0:34.97 [3] (0:11.14)	0:23.83 [3] (0:11.51)	0:12.32 [3] (0:12.32)
Average Speed [km/h]	55.4	64.7	63.1	64.6	62.6	58.5
Top Speed [km/h]	66.5	67.4	66.9	66.5	65.8	60.6
Avg. Dist. to Rail [m]	0.6	0.5	0.7	2.7	4.0	4.9
Avg. Stride Freq. [Hz]	2.3	2.4	2.3	2.3	2.3	2.2
Avg. Stride Length [m]	7.3	7.6	7.6	7.6	7.7	7.4



- [ ] Ranking at each section and finish
- .-.- No data available at this section
- NA No data available





Horse/Jockey Name	Mishani Maverick
Final Rank	4
Fastest Section Time (Section)	0:10.92 (1000m)
Top Speed [km/h] (Section)	67.6 (1000m)
Race State	Finished



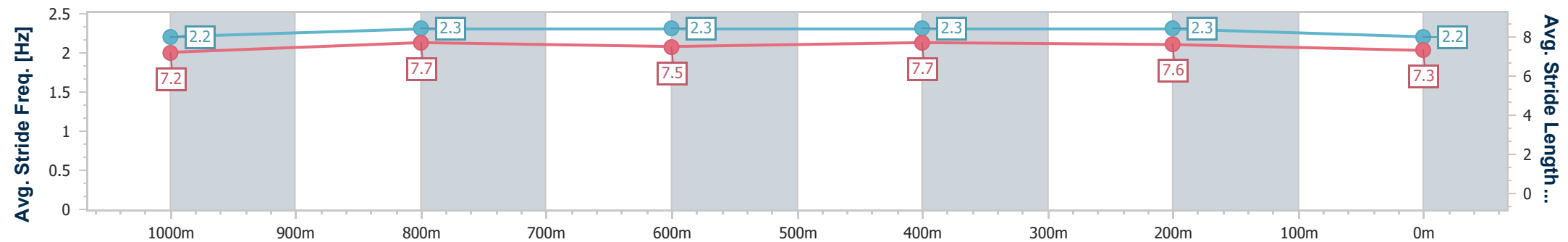
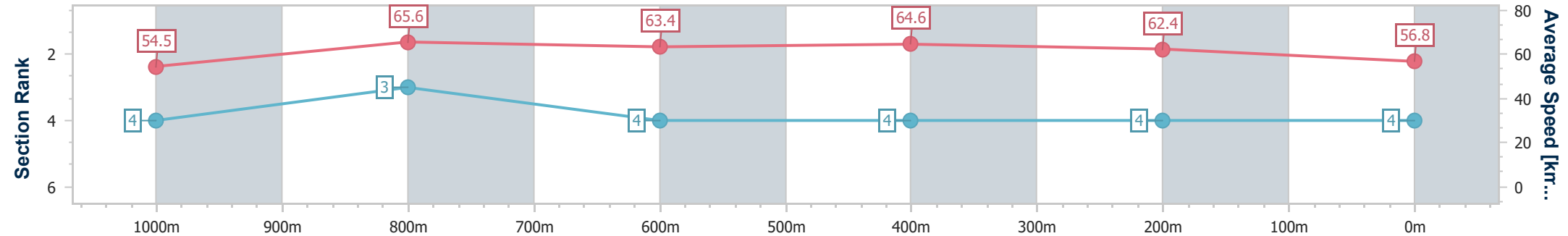
Rockhampton QLD Professional  
 Race 1: DON'T MISS THE CYS CALCUTTA DINNER QTIS Three-Year-Old Handicap - 1200m

16 March 2024 - 13:10

Track Rating: Soft 5, Weather: Showers, Rail Position: +6m



Section	Overall	1000m	800m	600m	400m	200m
Section Times	1:11.04 [4] (0:13.19)	0:57.85 [4] (0:10.92)	0:46.93 [3] (0:11.56)	0:35.37 [4] (0:11.17)	0:24.20 [4] (0:11.51)	0:12.69 [4] (0:12.69)
Average Speed [km/h]	54.5	65.6	63.4	64.6	62.4	56.8
Top Speed [km/h]	66.3	67.6	66.9	65.9	64.9	60.3
Avg. Dist. to Rail [m]	1.0	1.0	2.2	2.3	2.7	2.8
Avg. Stride Freq. [Hz]	2.2	2.3	2.3	2.3	2.3	2.2
Avg. Stride Length [m]	7.2	7.7	7.5	7.7	7.6	7.3



- [ ] Ranking at each section and finish
- .-.- No data available at this section
- NA No data available



Horse/Jockey Name	Tahkian Bubbles
Final Rank	5
Fastest Section Time (Section)	0:11.10 (600m)
Top Speed [km/h] (Section)	67.1 (1000m)
Race State	Finished



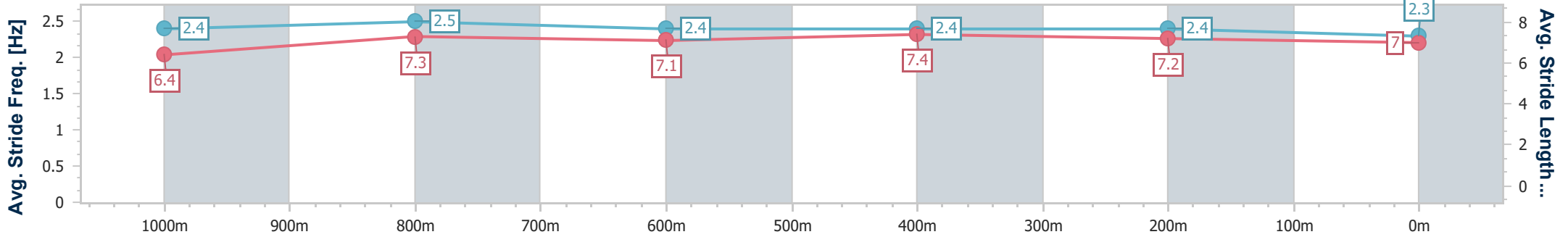
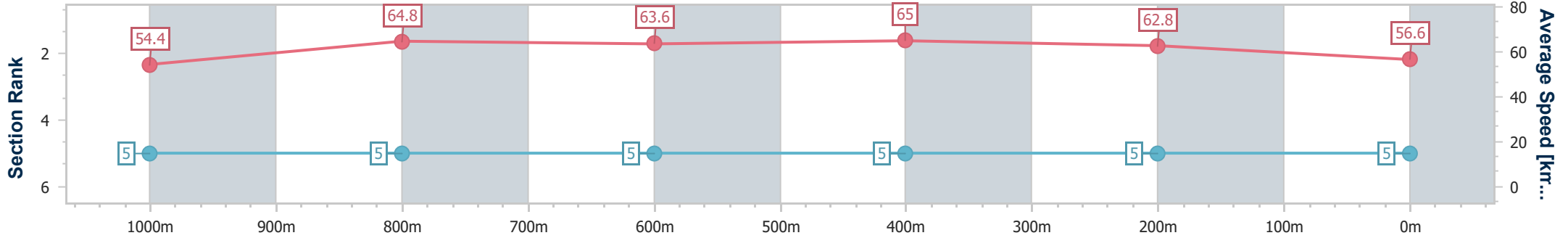
Rockhampton QLD Professional  
 Race 1: DON'T MISS THE CYS CALCUTTA DINNER QTIS Three-  
 Year-Old Handicap - 1200m



16 March 2024 - 13:10

Track Rating: Soft 5, Weather: Showers, Rail Position: +6m

Section	Overall	1000m	800m	600m	400m	200m
Section Times	1:11.14 [5] (0:13.25)	0:57.89 [5] (0:11.19)	0:46.70 [5] (0:11.42)	0:35.28 [5] (0:11.10)	0:24.18 [5] (0:11.46)	0:12.72 [5] (0:12.72)
Average Speed [km/h]	54.4	64.8	63.6	65.0	62.8	56.6
Top Speed [km/h]	65.1	67.1	66.1	66.5	65.6	59.8
Avg. Dist. to Rail [m]	0.9	1.0	1.1	1.9	3.0	4.2
Avg. Stride Freq. [Hz]	2.4	2.5	2.4	2.4	2.4	2.3
Avg. Stride Length [m]	6.4	7.3	7.1	7.4	7.2	7.0



- [ ] Ranking at each section and finish
- .-.- No data available at this section
- NA No data available



# Rockhampton QLD Professional

## Race 2: TAB QTIS Two-Year-Old Handicap - 1100m

16 March 2024 - 13:45



Track Rating: Soft 5, Weather: Showers, Rail Position: +6m

Section		Overall	1000m	800m	600m	400m	200m	Last 600m					
Field Times		1:04.36 (0:07.28)	0:57.08 (0:12.03)	0:45.05 (0:12.27)	0:32.78 (0:10.95)	0:21.83 (0:10.56)	0:11.27 (0:11.27)	0:32.78					
Rank	TAB Horse/Jockey	Barrier	Top Speed [km/h]	Fastest Section							Margin	Distance Travelled [m]	
1	2 CRYPTOSTAR Warwick Satherley	2	70.2 400m	0:07.40 Overall	1:04.36 [1] (0:07.40)	0:56.96 [2] (0:11.98)	0:44.98 [2] (0:12.20)	0:32.78 [1] (0:10.95)	0:21.83 [1] (0:10.56)	0:11.27 [1] (0:11.27)	1:04.36	0:32.78	
2	3 CHIMERA MAGIC Ryan Wiggins	3	69.5 400m	0:07.28 Overall	1:04.96 [2] (0:07.28)	0:57.68 [1] (0:12.03)	0:45.65 [1] (0:12.34)	0:33.31 [2] (0:11.01)	0:22.30 [2] (0:10.61)	0:11.69 [2] (0:11.69)	3.49L	0:33.31	-4
3	1 AGE OF AQUARIUS Tasha Chambers	1	69.2 600m	0:07.53 Overall	1:05.05 [3] (0:07.53)	0:57.52 [3] (0:11.97)	0:45.55 [3] (0:12.34)	0:33.21 [3] (0:10.94)	0:22.27 [3] (0:10.87)	0:11.40 [3] (0:11.40)	4.01L	0:33.21	-5
4	4 SIMPLY TINA Adam Sewell	4	69.5 600m	0:07.74 Overall	1:05.71 [4] (0:07.74)	0:57.97 [5] (0:12.05)	0:45.92 [5] (0:12.34)	0:33.58 [5] (0:10.87)	0:22.71 [5] (0:10.81)	0:11.90 [4] (0:11.90)	7.93L	0:33.58	-4
5	6 MISHANI BURN Nathan Thomas	6	67.0 600m	0:07.63 Overall	1:06.25 [5] (0:07.63)	0:58.62 [4] (0:11.94)	0:46.68 [4] (0:12.28)	0:34.40 [4] (0:11.04)	0:23.36 [4] (0:11.37)	0:11.99 [5] (0:11.99)	11.11L	0:34.40	-4
6	5 MISHANI I AM Chris McIver	5	67.5 600m	0:07.92 Overall	1:06.59 [6] (0:07.92)	0:58.67 [6] (0:12.06)	0:46.61 [6] (0:12.23)	0:34.38 [6] (0:11.13)	0:23.25 [6] (0:11.24)	0:12.01 [6] (0:12.01)	13.11L	0:34.38	-3
7	7 MISHANI AMORE Nicole Seymour	7	66.3 600m	0:08.27 Overall	1:06.83 [7] (0:08.27)	0:58.56 [7] (0:11.99)	0:46.57 [7] (0:12.09)	0:34.48 [7] (0:11.14)	0:23.34 [7] (0:11.32)	0:12.02 [7] (0:12.02)	14.53L	0:34.48	-5

[ ] Ranking at each section and finish  
 -:-:- No data available at this section  
 NA No data available

SCN Saddle cloth number  
 DNF Did not finish  
 DNT Did not track



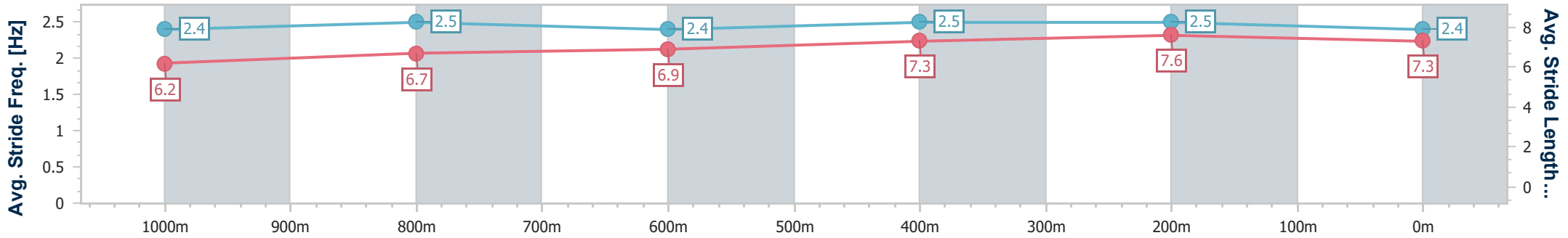
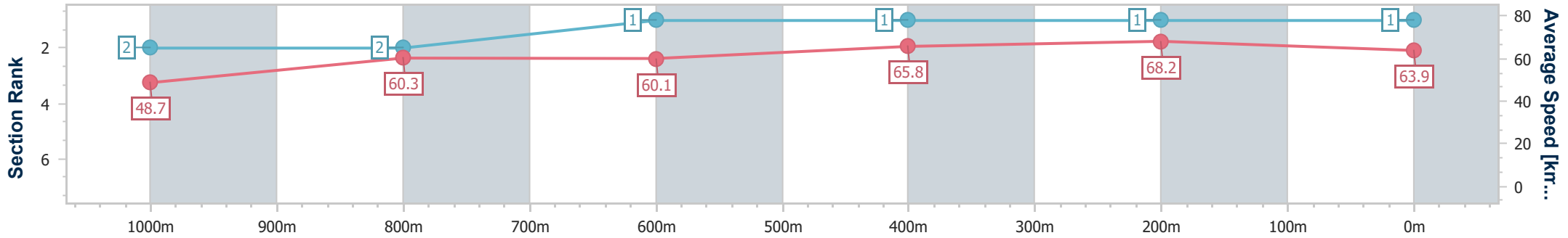
Horse/Jockey Name	Cryptostar
Final Rank	1
Fastest Section Time (Section)	0:07.40 (Overall)
Top Speed [km/h] (Section)	70.2 (400m)
Race State	Finished



Rockhampton QLD Professional  
 Race 2: TAB QTIS Two-Year-Old Handicap - 1100m  
 16 March 2024 - 13:45  
 Track Rating: Soft 5, Weather: Showers, Rail Position: +6m



Section	Overall	1000m	800m	600m	400m	200m
Section Times	1:04.36 [1] (0:07.40)	0:56.96 [2] (0:11.98)	0:44.98 [2] (0:12.20)	0:32.78 [1] (0:10.95)	0:21.83 [1] (0:10.56)	0:11.27 [1] (0:11.27)
Average Speed [km/h]	48.7	60.3	60.1	65.8	68.2	63.9
Top Speed [km/h]	61.7	61.7	61.8	69.6	70.2	67.2
Avg. Dist. to Rail [m]	3.0	0.6	2.3	3.4	3.1	3.6
Avg. Stride Freq. [Hz]	2.4	2.5	2.4	2.5	2.5	2.4
Avg. Stride Length [m]	6.2	6.7	6.9	7.3	7.6	7.3



- [ ] Ranking at each section and finish
- .-.-.- No data available at this section
- NA No data available



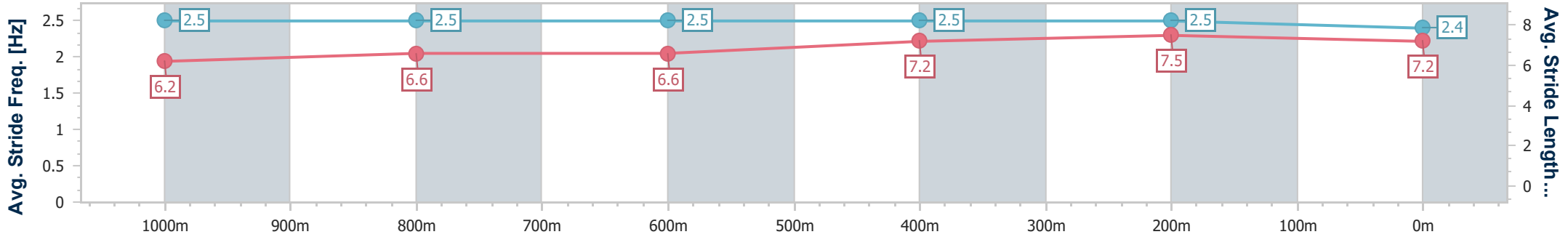
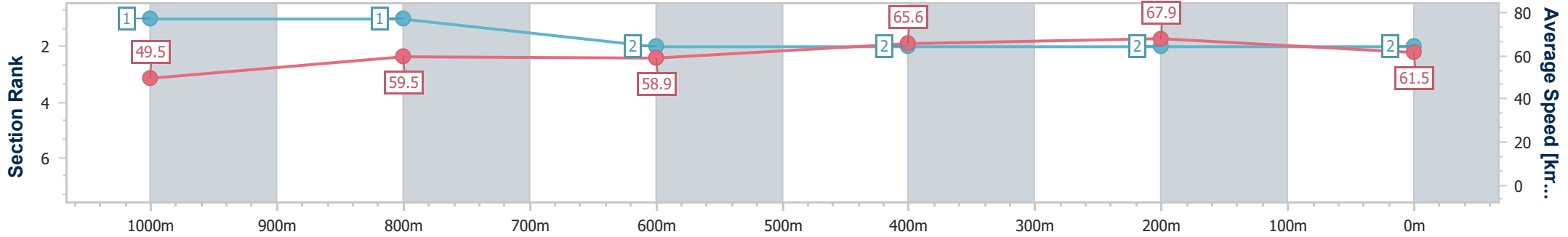
Horse/Jockey Name	Chimera Magic
Final Rank	2
Fastest Section Time (Section)	0:07.28 (Overall)
Top Speed [km/h] (Section)	69.5 (400m)
Race State	Finished



Rockhampton QLD Professional  
 Race 2: TAB QTIS Two-Year-Old Handicap - 1100m  
 16 March 2024 - 13:45  
 Track Rating: Soft 5, Weather: Showers, Rail Position: +6m



Section	Overall	1000m	800m	600m	400m	200m
Section Times	1:04.96 [2] (0:07.28)	0:57.68 [1] (0:12.03)	0:45.65 [1] (0:12.34)	0:33.31 [2] (0:11.01)	0:22.30 [2] (0:10.61)	0:11.69 [2] (0:11.69)
Average Speed [km/h]	49.5	59.5	58.9	65.6	67.9	61.5
Top Speed [km/h]	60.4	61.2	60.5	69.3	69.5	65.7
Avg. Dist. to Rail [m]	0.4	1.1	1.3	2.6	1.7	3.2
Avg. Stride Freq. [Hz]	2.5	2.5	2.5	2.5	2.5	2.4
Avg. Stride Length [m]	6.2	6.6	6.6	7.2	7.5	7.2



- [ ] Ranking at each section and finish
- .-.- No data available at this section
- NA No data available



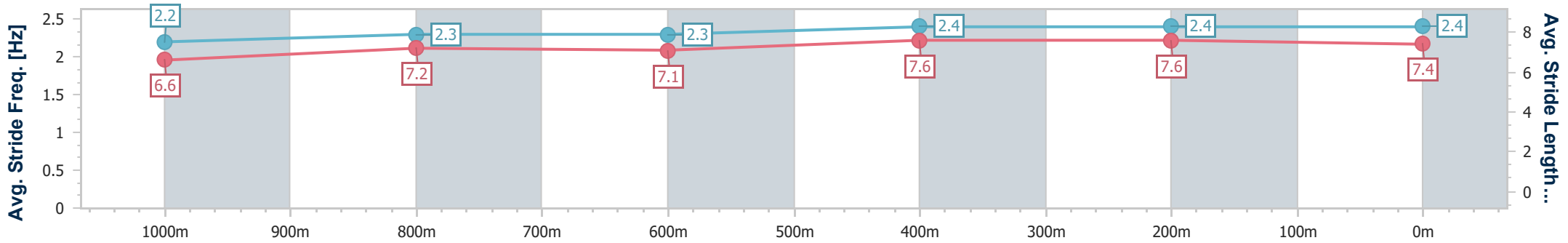
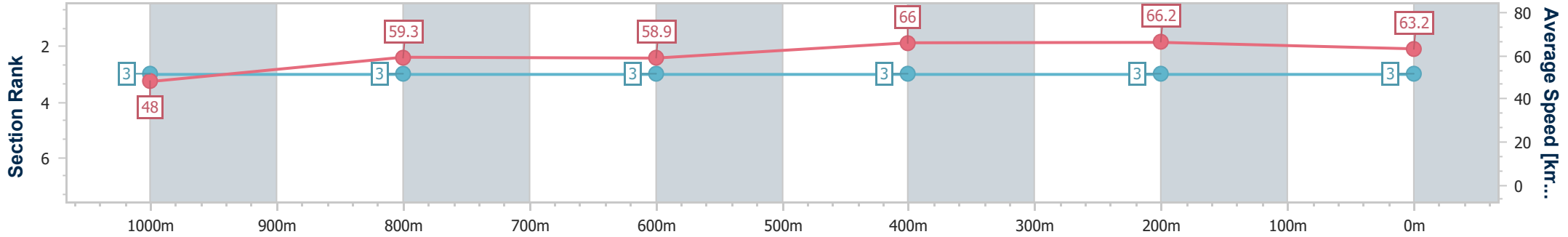
Horse/Jockey Name	Age Of Aquarius
Final Rank	3
Fastest Section Time (Section)	0:07.53 (Overall)
Top Speed [km/h] (Section)	69.2 (600m)
Race State	Finished



Rockhampton QLD Professional  
 Race 2: TAB QTIS Two-Year-Old Handicap - 1100m  
 16 March 2024 - 13:45  
 Track Rating: Soft 5, Weather: Showers, Rail Position: +6m



Section	Overall	1000m	800m	600m	400m	200m
Section Times	1:05.05 [3] (0:07.53)	0:57.52 [3] (0:11.97)	0:45.55 [3] (0:12.34)	0:33.21 [3] (0:10.94)	0:22.27 [3] (0:10.87)	0:11.40 [3] (0:11.40)
Average Speed [km/h]	48.0	59.3	58.9	66.0	66.2	63.2
Top Speed [km/h]	59.6	61.3	60.4	69.2	69.0	66.6
Avg. Dist. to Rail [m]	1.6	1.9	1.5	4.6	4.2	5.8
Avg. Stride Freq. [Hz]	2.2	2.3	2.3	2.4	2.4	2.4
Avg. Stride Length [m]	6.6	7.2	7.1	7.6	7.6	7.4



- [ ] Ranking at each section and finish
- .-.- No data available at this section
- NA No data available



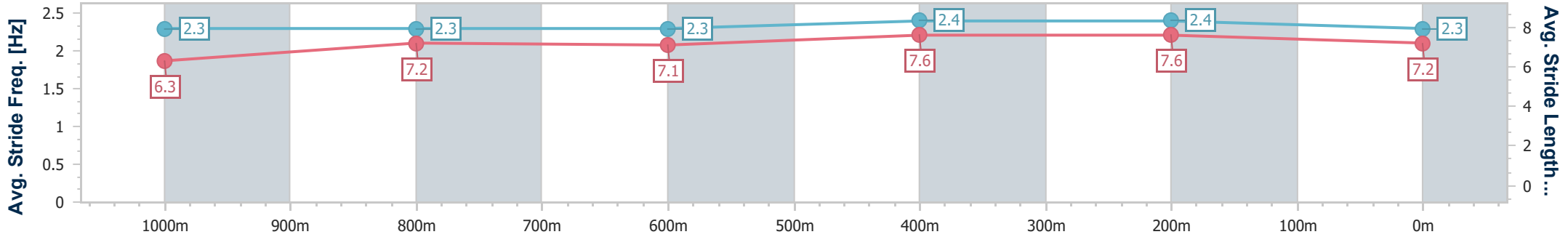
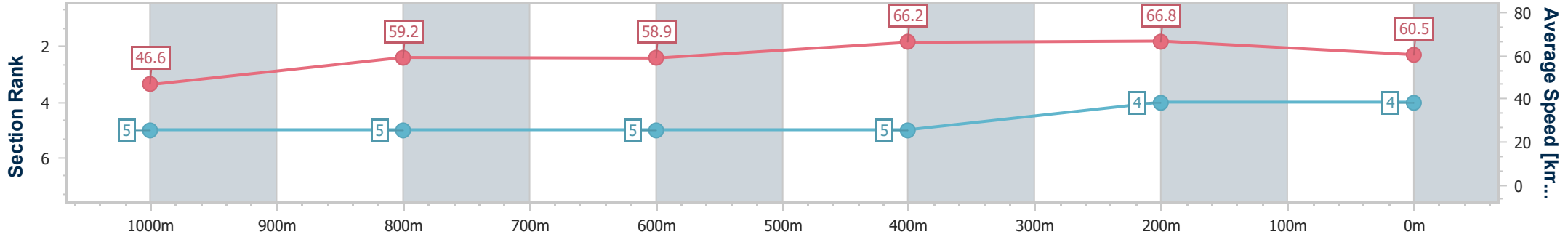
Horse/Jockey Name	Simply Tina
Final Rank	4
Fastest Section Time (Section)	0:07.74 (Overall)
Top Speed [km/h] (Section)	69.5 (600m)
Race State	Finished



Rockhampton QLD Professional  
 Race 2: TAB QTIS Two-Year-Old Handicap - 1100m  
 16 March 2024 - 13:45  
 Track Rating: Soft 5, Weather: Showers, Rail Position: +6m



Section	Overall	1000m	800m	600m	400m	200m
Section Times	1:05.71 [4] (0:07.74)	0:57.97 [5] (0:12.05)	0:45.92 [5] (0:12.34)	0:33.58 [5] (0:10.87)	0:22.71 [5] (0:10.81)	0:11.90 [4] (0:11.90)
Average Speed [km/h]	46.6	59.2	58.9	66.2	66.8	60.5
Top Speed [km/h]	59.3	60.6	60.9	69.5	69.2	64.4
Avg. Dist. to Rail [m]	0.5	1.6	1.5	2.6	2.8	2.6
Avg. Stride Freq. [Hz]	2.3	2.3	2.3	2.4	2.4	2.3
Avg. Stride Length [m]	6.3	7.2	7.1	7.6	7.6	7.2



- [ ] Ranking at each section and finish
- .-.- No data available at this section
- NA No data available



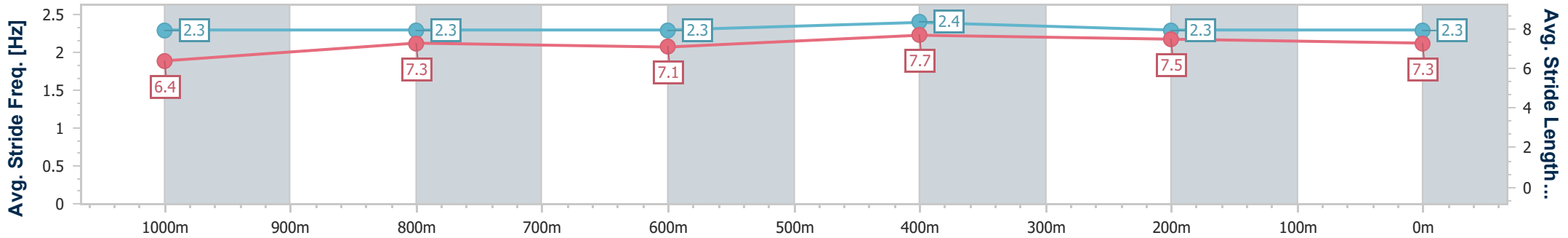
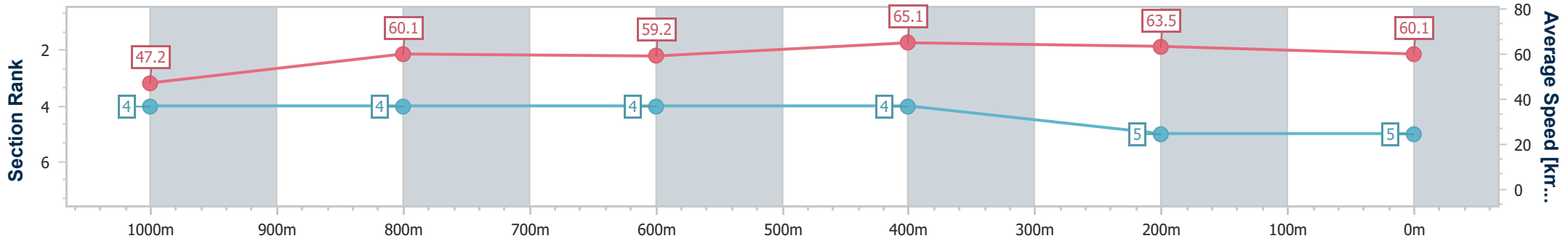
Horse/Jockey Name	Mishani Burn
Final Rank	5
Fastest Section Time (Section)	0:07.63 (Overall)
Top Speed [km/h] (Section)	67.0 (600m)
Race State	Finished



Rockhampton QLD Professional  
 Race 2: TAB QTIS Two-Year-Old Handicap - 1100m  
 16 March 2024 - 13:45  
 Track Rating: Soft 5, Weather: Showers, Rail Position: +6m



Section	Overall	1000m	800m	600m	400m	200m
Section Times	1:06.25 [5] (0:07.63)	0:58.62 [4] (0:11.94)	0:46.68 [4] (0:12.28)	0:34.40 [4] (0:11.04)	0:23.36 [4] (0:11.37)	0:11.99 [5] (0:11.99)
Average Speed [km/h]	47.2	60.1	59.2	65.1	63.5	60.1
Top Speed [km/h]	60.5	60.8	61.4	67.0	66.0	63.3
Avg. Dist. to Rail [m]	1.5	0.7	1.4	4.4	4.5	4.6
Avg. Stride Freq. [Hz]	2.3	2.3	2.3	2.4	2.3	2.3
Avg. Stride Length [m]	6.4	7.3	7.1	7.7	7.5	7.3



- [ ] Ranking at each section and finish
- .-.- No data available at this section
- NA No data available





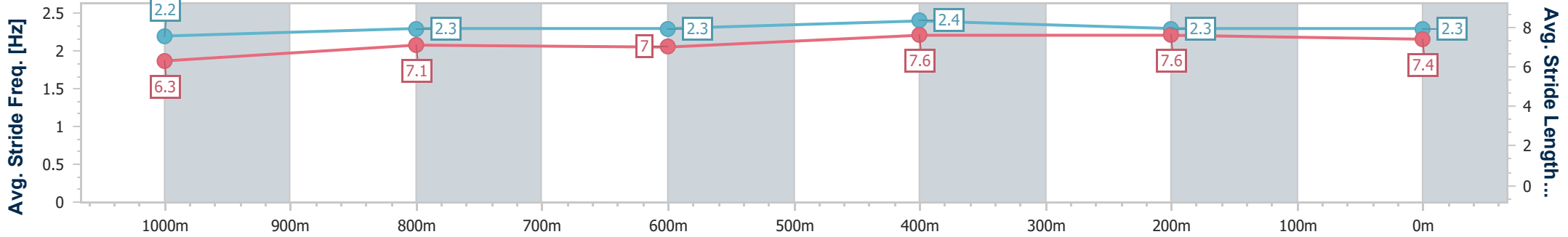
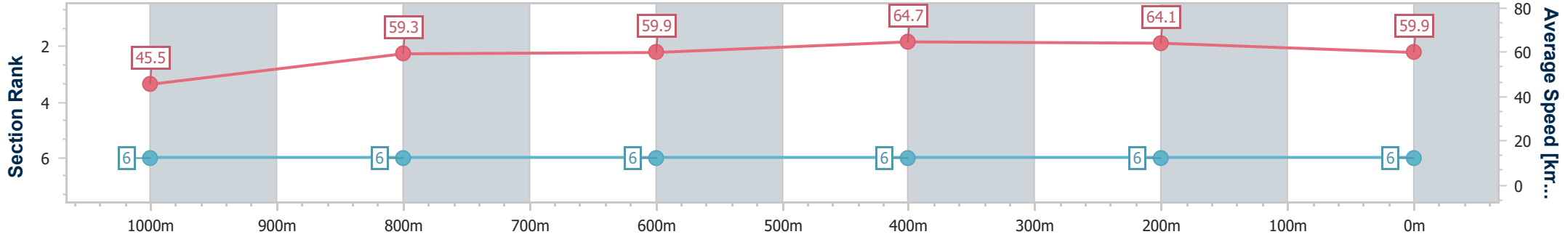
Horse/Jockey Name	Mishani I Am
Final Rank	6
Fastest Section Time (Section)	0:07.92 (Overall)
Top Speed [km/h] (Section)	67.5 (600m)
Race State	Finished



Rockhampton QLD Professional  
 Race 2: TAB QTIS Two-Year-Old Handicap - 1100m  
 16 March 2024 - 13:45  
 Track Rating: Soft 5, Weather: Showers, Rail Position: +6m



Section	Overall	1000m	800m	600m	400m	200m
Section Times	1:06.59 [6] (0:07.92)	0:58.67 [6] (0:12.06)	0:46.61 [6] (0:12.23)	0:34.38 [6] (0:11.13)	0:23.25 [6] (0:11.24)	0:12.01 [6] (0:12.01)
Average Speed [km/h]	45.5	59.3	59.9	64.7	64.1	59.9
Top Speed [km/h]	59.6	61.0	62.5	67.5	66.9	62.7
Avg. Dist. to Rail [m]	2.7	1.1	1.9	5.2	4.6	4.7
Avg. Stride Freq. [Hz]	2.2	2.3	2.3	2.4	2.3	2.3
Avg. Stride Length [m]	6.3	7.1	7.0	7.6	7.6	7.4



- [ ] Ranking at each section and finish
- .-.- No data available at this section
- NA No data available



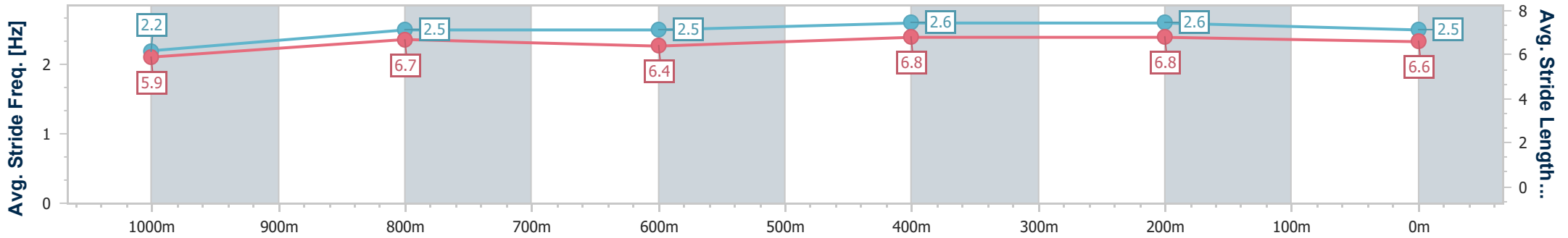
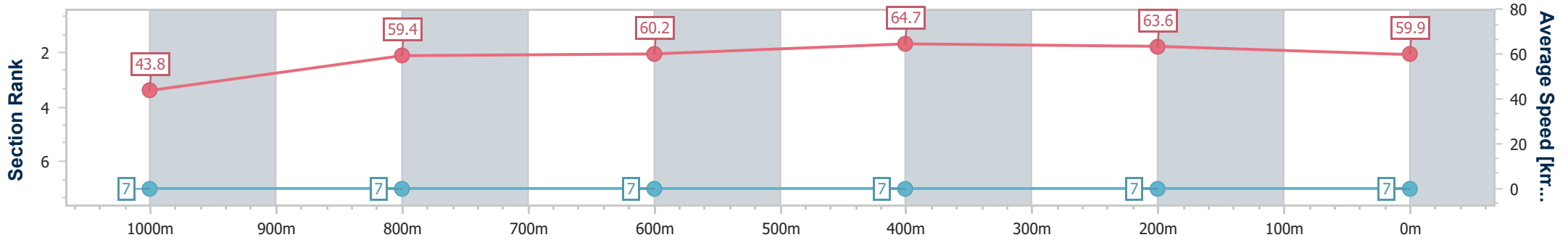
Horse/Jockey Name	Mishani Amore
Final Rank	7
Fastest Section Time (Section)	0:08.27 (Overall)
Top Speed [km/h] (Section)	66.3 (600m)
Race State	Finished



Rockhampton QLD Professional  
 Race 2: TAB QTIS Two-Year-Old Handicap - 1100m  
 16 March 2024 - 13:45  
 Track Rating: Soft 5, Weather: Showers, Rail Position: +6m



Section	Overall	1000m	800m	600m	400m	200m
Section Times	1:06.83 [7] (0:08.27)	0:58.56 [7] (0:11.99)	0:46.57 [7] (0:12.09)	0:34.48 [7] (0:11.14)	0:23.34 [7] (0:11.32)	0:12.02 [7] (0:12.02)
Average Speed [km/h]	43.8	59.4	60.2	64.7	63.6	59.9
Top Speed [km/h]	57.8	60.3	61.7	66.3	65.7	62.8
Avg. Dist. to Rail [m]	4.5	1.5	1.5	6.0	6.9	5.6
Avg. Stride Freq. [Hz]	2.2	2.5	2.5	2.6	2.6	2.5
Avg. Stride Length [m]	5.9	6.7	6.4	6.8	6.8	6.6



- [ ] Ranking at each section and finish
- .-.- No data available at this section
- NA No data available

# Rockhampton QLD Professional

## Race 3: EVANS & HEARN CPA OPEN Handicap - 1100m

16 March 2024 - 14:19

Track Rating: Soft 5, Weather: Showers, Rail Position: +6m

Section		Overall	1000m	800m	600m	400m	200m	Last 600m					
Field Times		1:03.15 (0:07.38)	0:55.77 (0:11.22)	0:44.55 (0:11.43)	0:33.12 (0:10.99)	0:22.13 (0:10.68)	0:11.45 (0:11.45)	0:33.12					
Rank	TAB Horse/Jockey	Barrier	Top Speed [km/h]	Fastest Section	Margin							Distance Travelled [m]	
1	6 HONKYTONK DIVA Justin Stanley	6	68.1 600m	0:07.67 Overall	1:03.15 [1] (0:07.67)	0:55.48 [2] (0:11.10)	0:44.38 [2] (0:11.46)	0:32.92 [3] (0:10.79)	0:22.13 [1] (0:10.77)	0:11.36 [2] (0:11.36)	1:03.15	0:32.92	
2	1 BLUE KENTUCKY MOON Warwick Satherley	1	70.4 400m	0:07.38 Overall	1:03.20 [2] (0:07.38)	0:55.82 [1] (0:11.22)	0:44.60 [1] (0:11.43)	0:33.17 [1] (0:11.01)	0:22.16 [4] (0:10.66)	0:11.50 [1] (0:11.50)	0.33L	0:33.17	-1
3	5 JUST SUPER Nathan Thomas	5	68.8 600m	0:07.76 Overall	1:03.66 [3] (0:07.76)	0:55.90 [5] (0:11.09)	0:44.81 [4] (0:11.47)	0:33.34 [4] (0:10.71)	0:22.63 [2] (0:10.98)	0:11.65 [3] (0:11.65)	3.03L	0:33.34	+2
4	3 CAPTAIN FOX Adam Sewell	3	69.5 600m	0:08.24 Overall	1:03.84 [4] (0:08.24)	0:55.60 [7] (0:11.14)	0:44.46 [7] (0:11.45)	0:33.01 [7] (0:10.67)	0:22.34 [7] (0:10.80)	0:11.54 [6] (0:11.54)	4.09L	0:33.01	+0
5	4 SVINDAL Tasha Chambers	4	68.6 600m	0:07.71 Overall	1:04.09 [5] (0:07.71)	0:56.38 [4] (0:11.16)	0:45.22 [5] (0:11.60)	0:33.62 [5] (0:10.83)	0:22.79 [5] (0:10.90)	0:11.89 [5] (0:11.89)	5.54L	0:33.62	+0
6	2 WIN BURN Ryan Wiggins	2	68.2 400m	0:07.95 Overall	1:04.44 [6] (0:07.95)	0:56.49 [6] (0:11.27)	0:45.22 [6] (0:11.34)	0:33.88 [6] (0:10.85)	0:23.03 [6] (0:10.89)	0:12.14 [7] (0:12.14)	7.64L	0:33.88	+2
7	7 POET'S GIRL Chris McIver	7	68.5 600m	0:07.69 Overall	1:04.52 [7] (0:07.69)	0:56.83 [3] (0:11.14)	0:45.69 [3] (0:11.40)	0:34.29 [2] (0:10.80)	0:23.49 [3] (0:11.16)	0:12.33 [4] (0:12.33)	8.09L	0:34.29	+2



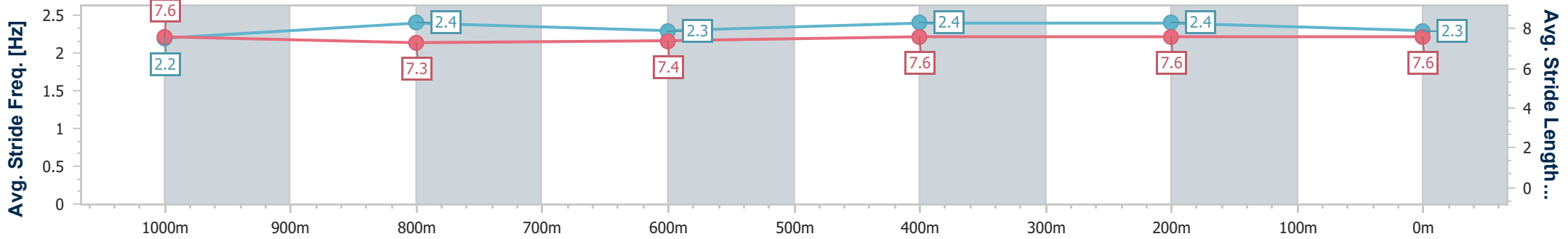
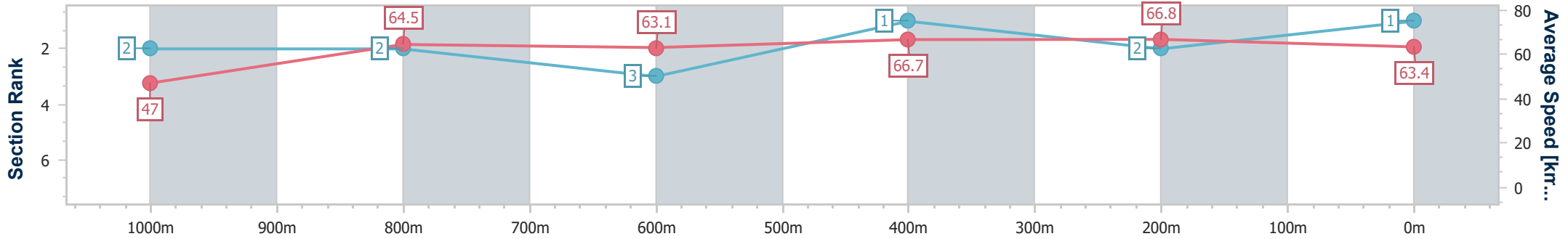
Horse/Jockey Name	Honkytonk Diva
Final Rank	1
Fastest Section Time (Section)	0:07.67 (Overall)
Top Speed [km/h] (Section)	68.1 (600m)
Race State	Finished



Rockhampton QLD Professional  
 Race 3: EVANS & HEARN CPA OPEN Handicap - 1100m  
 16 March 2024 - 14:19  
 Track Rating: Soft 5, Weather: Showers, Rail Position: +6m



Section	Overall	1000m	800m	600m	400m	200m
Section Times	1:03.15 [1] (0:07.67)	0:55.48 [2] (0:11.10)	0:44.38 [2] (0:11.46)	0:32.92 [3] (0:10.79)	0:22.13 [1] (0:10.77)	0:11.36 [2] (0:11.36)
Average Speed [km/h]	47.0	64.5	63.1	66.7	66.8	63.4
Top Speed [km/h]	62.3	67.2	64.8	68.1	67.9	66.1
Avg. Dist. to Rail [m]	0.2	0.7	1.2	1.7	1.8	2.7
Avg. Stride Freq. [Hz]	2.2	2.4	2.3	2.4	2.4	2.3
Avg. Stride Length [m]	7.6	7.3	7.4	7.6	7.6	7.6



- [ ] Ranking at each section and finish
- .-.- No data available at this section
- NA No data available



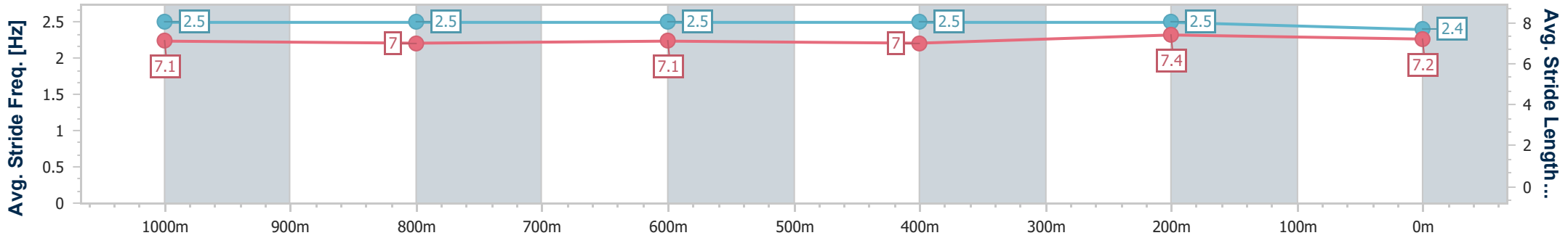
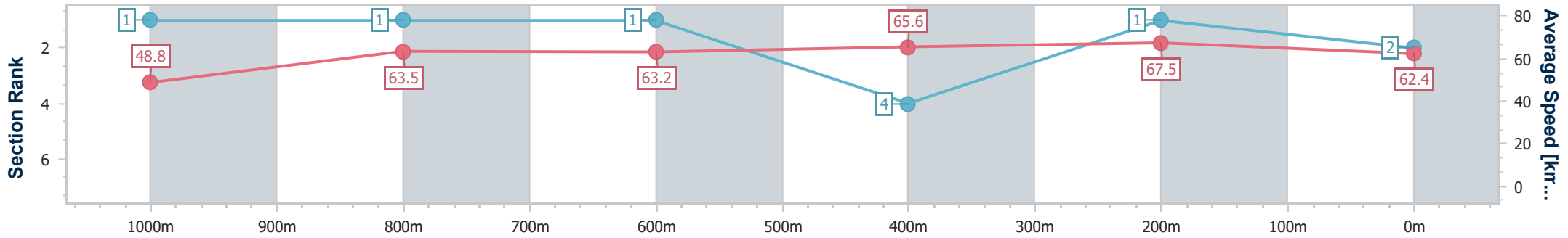
Horse/Jockey Name	Blue Kentucky Moon
Final Rank	2
Fastest Section Time (Section)	0:07.38 (Overall)
Top Speed [km/h] (Section)	70.4 (400m)
Race State	Finished



Rockhampton QLD Professional  
 Race 3: EVANS & HEARN CPA OPEN Handicap - 1100m  
 16 March 2024 - 14:19  
 Track Rating: Soft 5, Weather: Showers, Rail Position: +6m



Section	Overall	1000m	800m	600m	400m	200m
Section Times	1:03.20 [2] (0:07.38)	0:55.82 [1] (0:11.22)	0:44.60 [1] (0:11.43)	0:33.17 [1] (0:11.01)	0:22.16 [4] (0:10.66)	0:11.50 [1] (0:11.50)
Average Speed [km/h]	48.8	63.5	63.2	65.6	67.5	62.4
Top Speed [km/h]	62.8	64.3	63.8	70.2	70.4	66.6
Avg. Dist. to Rail [m]	0.9	1.8	1.0	0.5	0.6	1.4
Avg. Stride Freq. [Hz]	2.5	2.5	2.5	2.5	2.5	2.4
Avg. Stride Length [m]	7.1	7.0	7.1	7.0	7.4	7.2



- [ ] Ranking at each section and finish
- .-.- No data available at this section
- NA No data available



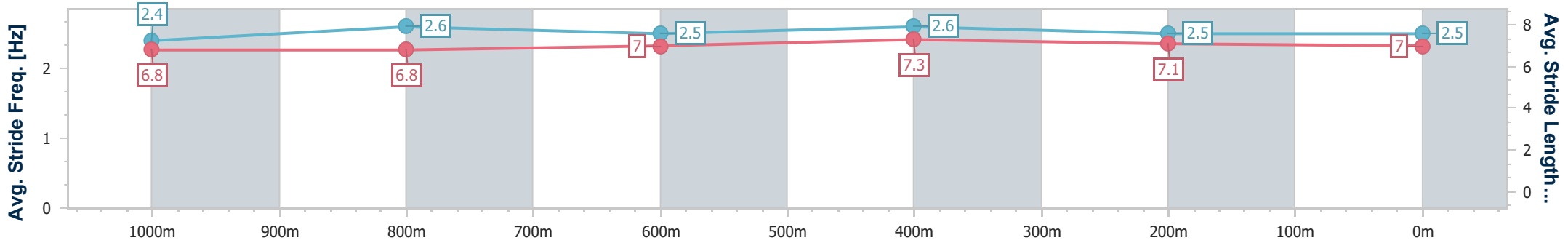
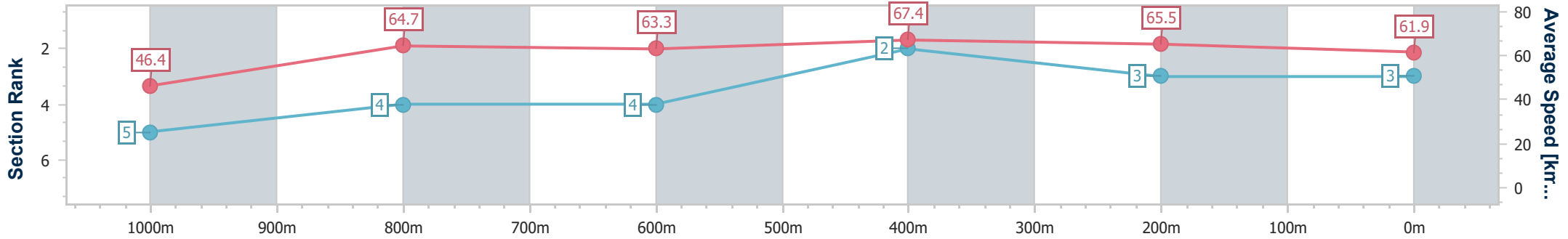
Horse/Jockey Name	Just Super
Final Rank	3
Fastest Section Time (Section)	0:07.76 (Overall)
Top Speed [km/h] (Section)	68.8 (600m)
Race State	Finished



Rockhampton QLD Professional  
 Race 3: EVANS & HEARN CPA OPEN Handicap - 1100m  
 16 March 2024 - 14:19  
 Track Rating: Soft 5, Weather: Showers, Rail Position: +6m



Section	Overall	1000m	800m	600m	400m	200m
Section Times	1:03.66 [3] (0:07.76)	0:55.90 [5] (0:11.09)	0:44.81 [4] (0:11.47)	0:33.34 [4] (0:10.71)	0:22.63 [2] (0:10.98)	0:11.65 [3] (0:11.65)
Average Speed [km/h]	46.4	64.7	63.3	67.4	65.5	61.9
Top Speed [km/h]	64.5	66.3	65.2	68.8	68.3	64.8
Avg. Dist. to Rail [m]	0.4	0.6	1.5	4.1	4.8	5.0
Avg. Stride Freq. [Hz]	2.4	2.6	2.5	2.6	2.5	2.5
Avg. Stride Length [m]	6.8	6.8	7.0	7.3	7.1	7.0



- [ ] Ranking at each section and finish
- .-.- No data available at this section
- NA No data available



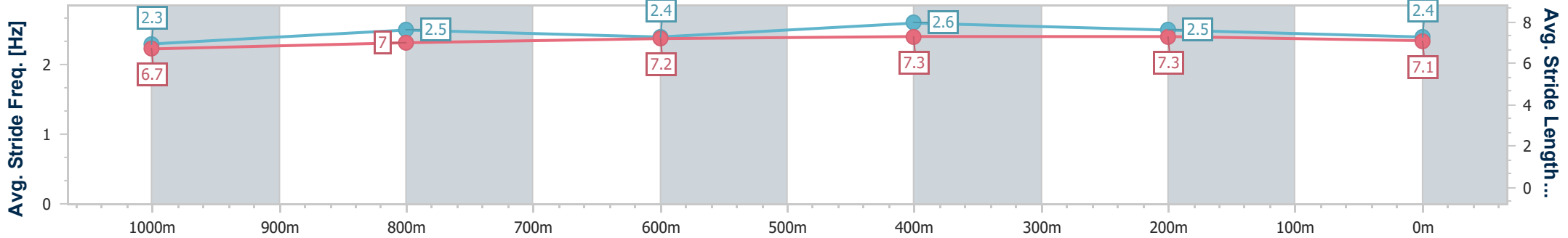
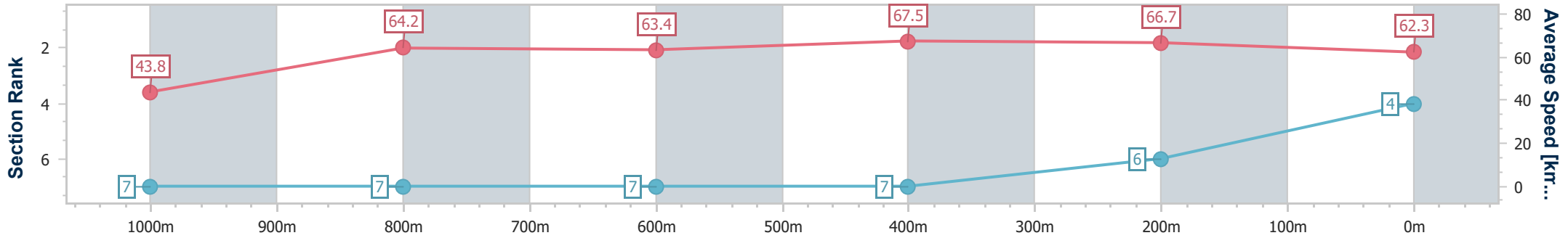
Horse/Jockey Name	Captain Fox
Final Rank	4
Fastest Section Time (Section)	0:08.24 (Overall)
Top Speed [km/h] (Section)	69.5 (600m)
Race State	Finished



Rockhampton QLD Professional  
 Race 3: EVANS & HEARN CPA OPEN Handicap - 1100m  
 16 March 2024 - 14:19  
 Track Rating: Soft 5, Weather: Showers, Rail Position: +6m



Section	Overall	1000m	800m	600m	400m	200m
Section Times	1:03.84 [4] (0:08.24)	0:55.60 [7] (0:11.14)	0:44.46 [7] (0:11.45)	0:33.01 [7] (0:10.67)	0:22.34 [7] (0:10.80)	0:11.54 [6]
Average Speed [km/h]	43.8	64.2	63.4	67.5	66.7	62.3
Top Speed [km/h]	59.8	65.6	65.7	69.5	68.4	65.0
Avg. Dist. to Rail [m]	3.4	0.8	1.3	2.4	4.2	5.5
Avg. Stride Freq. [Hz]	2.3	2.5	2.4	2.6	2.5	2.4
Avg. Stride Length [m]	6.7	7.0	7.2	7.3	7.3	7.1



- [ ] Ranking at each section and finish
- .-.- No data available at this section
- NA No data available



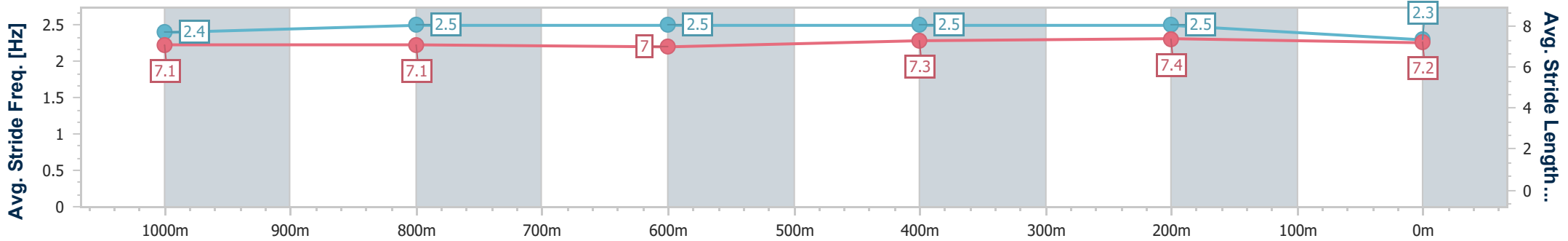
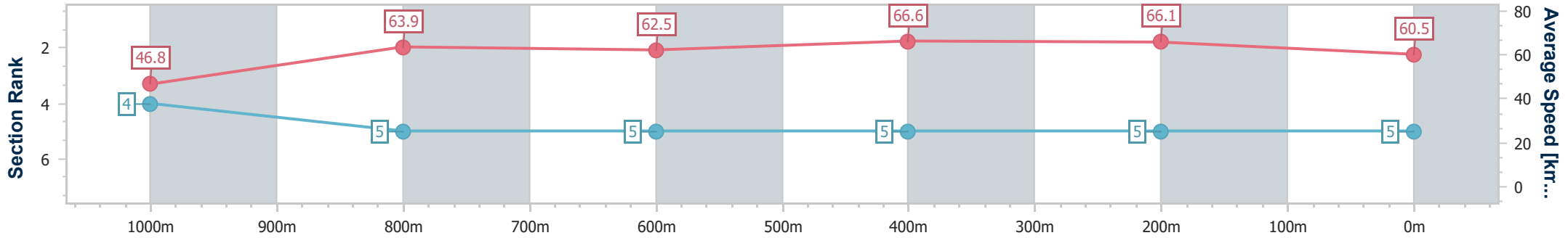
Horse/Jockey Name	Svindal
Final Rank	5
Fastest Section Time (Section)	0:07.71 (Overall)
Top Speed [km/h] (Section)	68.6 (600m)
Race State	Finished



Rockhampton QLD Professional  
 Race 3: EVANS & HEARN CPA OPEN Handicap - 1100m  
 16 March 2024 - 14:19  
 Track Rating: Soft 5, Weather: Showers, Rail Position: +6m



Section	Overall	1000m	800m	600m	400m	200m
Section Times	1:04.09 [5] (0:07.71)	0:56.38 [4] (0:11.16)	0:45.22 [5] (0:11.60)	0:33.62 [5] (0:10.83)	0:22.79 [5] (0:10.90)	0:11.89 [5] (0:11.89)
Average Speed [km/h]	46.8	63.9	62.5	66.6	66.1	60.5
Top Speed [km/h]	62.8	65.3	64.5	68.6	68.3	63.7
Avg. Dist. to Rail [m]	1.1	1.4	1.3	2.1	1.7	2.5
Avg. Stride Freq. [Hz]	2.4	2.5	2.5	2.5	2.5	2.3
Avg. Stride Length [m]	7.1	7.1	7.0	7.3	7.4	7.2



- [ ] Ranking at each section and finish
- .-.- No data available at this section
- NA No data available





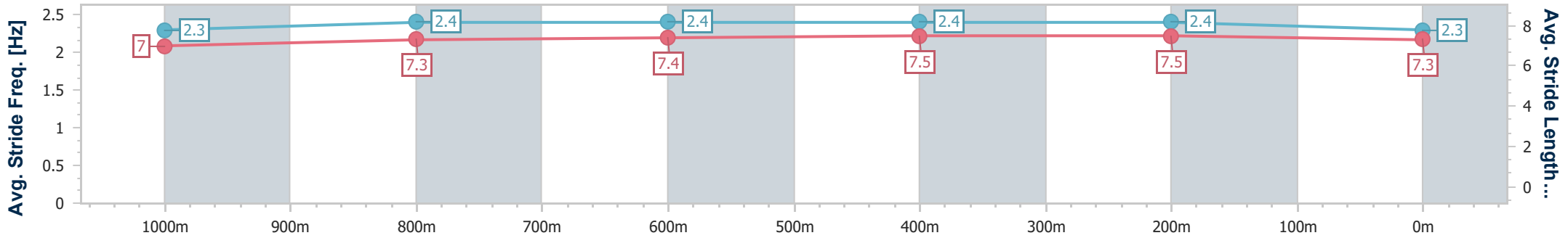
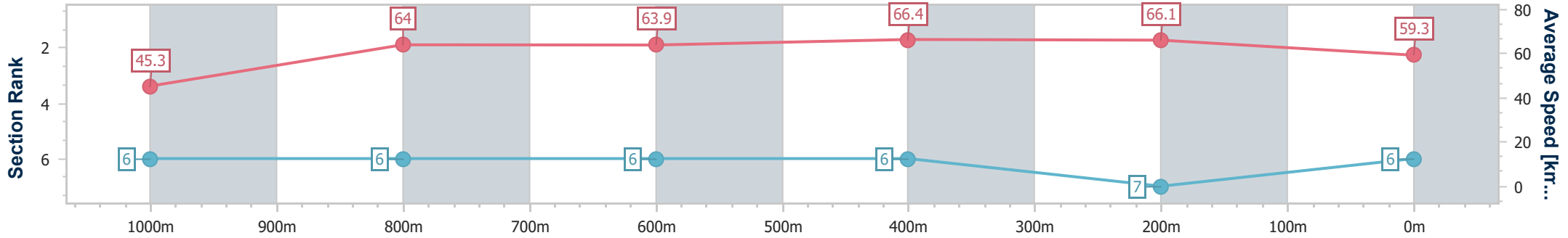
Horse/Jockey Name	Win Burn
Final Rank	6
Fastest Section Time (Section)	0:07.95 (Overall)
Top Speed [km/h] (Section)	68.2 (400m)
Race State	Finished



Rockhampton QLD Professional  
 Race 3: EVANS & HEARN CPA OPEN Handicap - 1100m  
 16 March 2024 - 14:19  
 Track Rating: Soft 5, Weather: Showers, Rail Position: +6m



Section	Overall	1000m	800m	600m	400m	200m
Section Times	1:04.44 [6] (0:07.95)	0:56.49 [6] (0:11.27)	0:45.22 [6] (0:11.34)	0:33.88 [6] (0:10.85)	0:23.03 [6] (0:10.89)	0:12.14 [7] (0:12.14)
Average Speed [km/h]	45.3	64.0	63.9	66.4	66.1	59.3
Top Speed [km/h]	59.8	65.8	65.7	67.8	68.2	64.4
Avg. Dist. to Rail [m]	3.4	0.6	0.8	2.8	4.8	6.2
Avg. Stride Freq. [Hz]	2.3	2.4	2.4	2.4	2.4	2.3
Avg. Stride Length [m]	7.0	7.3	7.4	7.5	7.5	7.3



- [ ] Ranking at each section and finish
- .-.- No data available at this section
- NA No data available



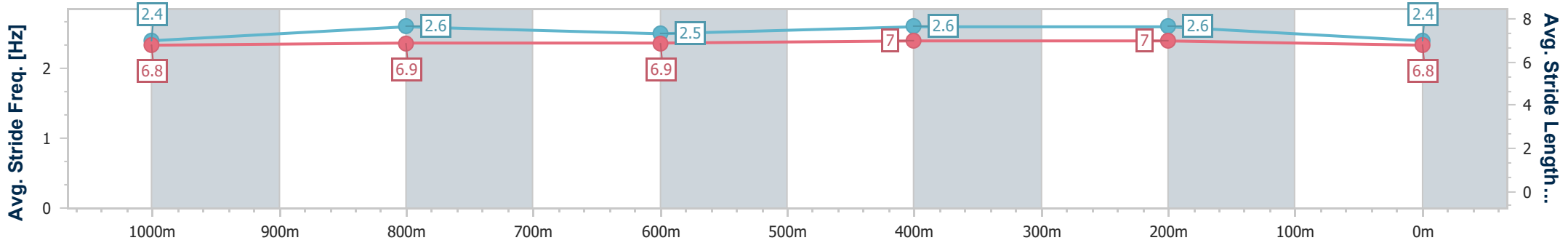
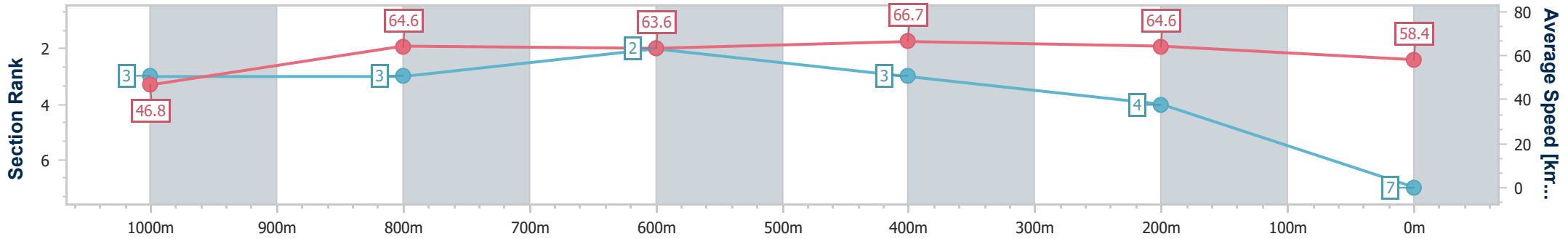
Horse/Jockey Name	Poet's Girl
Final Rank	7
Fastest Section Time (Section)	0:07.69 (Overall)
Top Speed [km/h] (Section)	68.5 (600m)
Race State	Finished



Rockhampton QLD Professional  
 Race 3: EVANS & HEARN CPA OPEN Handicap - 1100m  
 16 March 2024 - 14:19  
 Track Rating: Soft 5, Weather: Showers, Rail Position: +6m



Section	Overall	1000m	800m	600m	400m	200m
Section Times	1:04.52 [7] (0:07.69)	0:56.83 [3] (0:11.14)	0:45.69 [3] (0:11.40)	0:34.29 [2] (0:10.80)	0:23.49 [3] (0:11.16)	0:12.33 [4]
Average Speed [km/h]	46.8	64.6	63.6	66.7	64.6	58.4
Top Speed [km/h]	62.6	66.4	65.7	68.5	67.9	62.8
Avg. Dist. to Rail [m]	1.9	0.3	1.2	2.6	3.2	3.9
Avg. Stride Freq. [Hz]	2.4	2.6	2.5	2.6	2.6	2.4
Avg. Stride Length [m]	6.8	6.9	6.9	7.0	7.0	6.8



- [ ] Ranking at each section and finish
- .-.- No data available at this section
- NA No data available



# Rockhampton QLD Professional

## Race 4: COCOBREW ST PATRICK'S DAY FASHIONS Maiden Handicap - 1400m

16 March 2024 - 14:56



Track Rating: Soft 5, Weather: Showers, Rail Position: +6m

Section		Overall	1200m	1000m	800m	600m	400m	Last 600m				
Field Times		1:23.71 (0:13.15)	1:10.56 (0:11.13)	0:59.43 (0:12.02)	0:47.41 (0:12.32)	0:35.09 (0:11.67)	0:23.42 (0:11.43)	0:35.09				
Rank	TAB Horse/Jockey	Barrier	Top Speed [km/h]	Fastest Section	Distance Travelled [m]							
1	2 SIR GRACE Warwick Satherley	2	66.1 1200m	0:11.10 1200m	1:23.71 [1] (0:13.18)	1:10.53 [2] (0:11.10)	0:59.43 [1] (0:12.04)	0:47.39 [2] (0:12.30)	0:35.09 [1] (0:11.67)	0:23.42 [1] (0:11.43)	0:35.09	
2	4 ISLE EIGHT Nicole Seymour	4	65.3 400m	0:11.31 1200m	1:23.86 [2] (0:13.40)	1:10.46 [6] (0:11.31)	0:59.15 [6] (0:11.90)	0:47.25 [5] (0:12.45)	0:34.80 [5] (0:11.32)	0:23.48 [2] (0:11.40)	0:34.80	+4
3	10 YOUNG HENRY Adam Sewell	10	66.1 1200m	0:11.24 1200m	1:23.88 [3] (0:13.18)	1:10.70 [3] (0:11.24)	0:59.46 [3] (0:12.05)	0:47.41 [4] (0:12.50)	0:34.91 [4] (0:11.44)	0:23.47 [3] (0:11.45)	0:34.91	+0
4	7 BANKONAJET Colin Lennon	7	64.4 1200m	0:11.42 1200m	1:24.52 [4] (0:13.68)	1:10.84 [9] (0:11.42)	0:59.42 [9] (0:11.83)	0:47.59 [8] (0:12.36)	0:35.23 [8] (0:11.43)	0:23.80 [8] (0:11.64)	0:35.23	-5
5	3 MASTER RICH Ashley Butler	3	64.2 400m	0:11.36 1200m	1:24.53 [5] (0:13.28)	1:11.25 [4] (0:11.36)	0:59.89 [5] (0:12.10)	0:47.79 [6] (0:12.42)	0:35.37 [6] (0:11.48)	0:23.89 [7] (0:11.53)	0:35.37	+0
6	12 READY TO GROOVE Chris McIver	12	64.7 1200m	0:11.26 1200m	1:24.58 [6] (0:13.58)	1:11.00 [8] (0:11.26)	0:59.74 [7] (0:11.96)	0:47.78 [7] (0:12.39)	0:35.39 [7] (0:11.39)	0:24.00 [6] (0:11.51)	0:35.39	-2
7	1 JUST BINGO Justin Stanley	1	64.6 600m	0:11.42 600m	1:24.79 [7] (0:13.57)	1:11.22 [7] (0:11.44)	0:59.78 [8] (0:12.08)	0:47.70 [9] (0:12.40)	0:35.30 [9] (0:11.42)	0:23.88 [9] (0:11.56)	0:35.30	-4
8	11 CROAGH PATRICK Nathan Thomas	11	64.8 1200m	0:11.29 1200m	1:24.82 [8] (0:13.30)	1:11.52 [5] (0:11.29)	1:00.23 [4] (0:11.81)	0:48.42 [3] (0:12.34)	0:36.08 [3] (0:11.67)	0:24.41 [3] (0:11.81)	0:36.08	-4
9	8 MANSOURI Tasha Chambers	8	65.4 Overall	0:11.25 1200m	1:25.59 [9] (0:13.15)	1:12.44 [1] (0:11.25)	1:01.19 [2] (0:11.90)	0:49.29 [1] (0:12.40)	0:36.89 [2] (0:11.84)	0:25.05 [5] (0:12.01)	0:36.89	-3
10	5 GREAT ARRANGEMENT Ryan Wiggins	5	63.2 Overall	0:11.52 1200m	1:27.23 [10] (0:13.88)	1:13.35 [10] (0:11.52)	1:01.83 [10] (0:11.84)	0:49.99 [10] (0:12.47)	0:37.52 [10] (0:11.72)	0:25.80 [10] (0:12.03)	0:37.52	-3

Scratched: Super Rooster (#13), Time To Get Ready (#9), Fresh Powder (#6)

[ ] Ranking at each section and finish  
 -:-:- No data available at this section  
 NA No data available

SCN Saddle cloth number  
 DNF Did not finish  
 DNT Did not track



# Rockhampton QLD Professional

## Race 4: COCOBREW ST PATRICK'S DAY FASHIONS Maiden Handicap - 1400m

16 March 2024 - 14:56



Track Rating: Soft 5, Weather: Showers, Rail Position: +6m

Section							200m			Last 600m
Field Times							0:11.99			0:35.09
							(0:11.99)			
Rank	TAB	Horse/Jockey	Barrier	Top Speed [km/h]	Fastest Section	Margin			Distance Travelled [m]	
1	2	<b>SIR GRACE</b>	2	66.1	0:11.10	0:11.99 [1]	1:23.71		0:35.09	
		Warwick Satherley		1200m	1200m	(0:11.99)				
2	4	<b>ISLE EIGHT</b>	4	65.3	0:11.31	0:12.08 [2]	0.15L		0:34.80 +4	
		Nicole Seymour		400m	1200m	(0:12.08)				
3	10	<b>YOUNG HENRY</b>	10	66.1	0:11.24	0:12.02 [3]	0.02L		0:34.91 +0	
		Adam Sewell		1200m	1200m	(0:12.02)				
4	7	<b>BANKONAJET</b>	7	64.4	0:11.42	0:12.16 [7]	0.64L		0:35.23 -5	
		Colin Lennon		1200m	1200m	(0:12.16)				
5	3	<b>MASTER RICH</b>	3	64.2	0:11.36	0:12.36 [5]	0.01L		0:35.37 +0	
		Ashley Butler		400m	1200m	(0:12.36)				
6	12	<b>READY TO GROOVE</b>	12	64.7	0:11.26	0:12.49 [4]	0.05L		0:35.39 -2	
		Chris Mclver		1200m	1200m	(0:12.49)				
7	1	<b>JUST BINGO</b>	1	64.6	0:11.42	0:12.32 [8]	0.21L		0:35.30 -4	
		Justin Stanley		600m	600m	(0:12.32)				
8	11	<b>CROAGH PATRICK</b>	11	64.8	0:11.29	0:12.60 [6]	0.03L		0:36.08 -4	
		Nathan Thomas		1200m	1200m	(0:12.60)				
9	8	<b>MANSOURI</b>	8	65.4	0:11.25	0:13.04 [9]	0.77L		0:36.89 -3	
		Tasha Chambers		Overall	1200m	(0:13.04)				
10	5	<b>GREAT ARRANGEMENT</b>	5	63.2	0:11.52	0:13.77 [10]	1.64L		0:37.52 -3	
		Ryan Wiggins		Overall	1200m	(0:13.77)				

Scratched: Super Rooster (#13), Time To Get Ready (#9), Fresh Powder (#6)

[ ] Ranking at each section and finish  
 -:-:- No data available at this section  
 NA No data available

SCN Saddle cloth number  
 DNF Did not finish  
 DNT Did not track



Horse/Jockey Name	Sir Grace
Final Rank	1
Fastest Section Time (Section)	0:11.10 (1200m)
Top Speed [km/h] (Section)	66.1 (1200m)
Race State	Finished

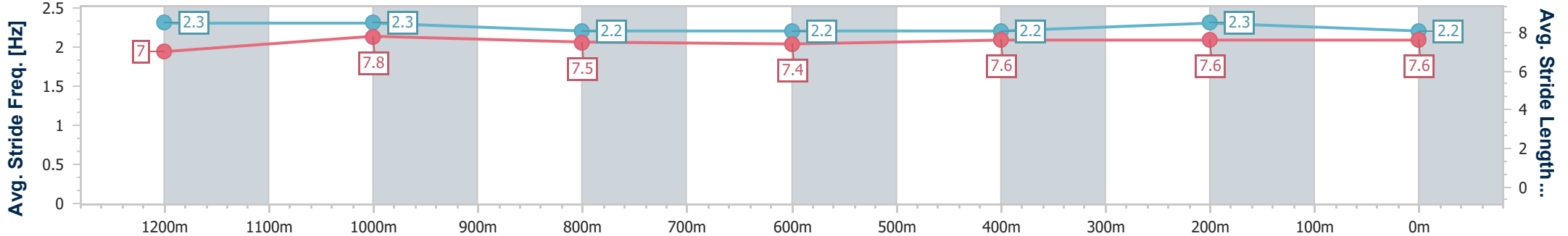
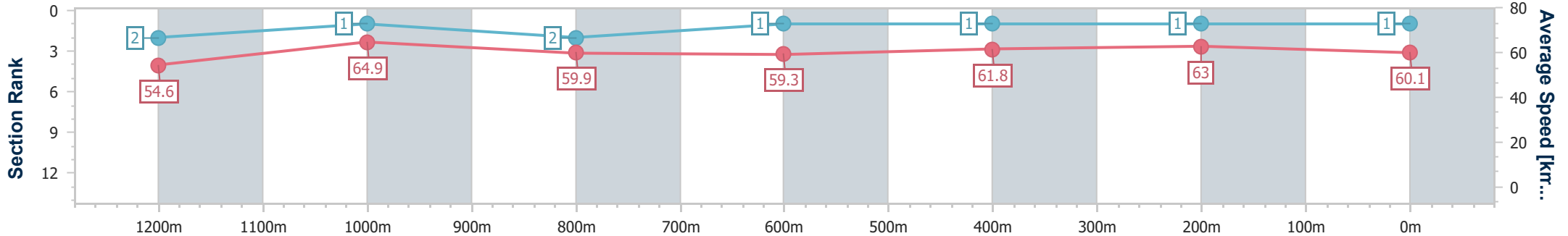


Rockhampton QLD Professional  
 Race 4: COCOBREW ST PATRICK'S DAY FASHIONS Maiden Handicap - 1400m  
 16 March 2024 - 14:56



Track Rating: Soft 5, Weather: Showers, Rail Position: +6m

Section	Overall	1200m	1000m	800m	600m	400m	200m
Section Times	1:23.71 [1] (0:13.18)	1:10.53 [2] (0:11.10)	0:59.43 [1] (0:12.04)	0:47.39 [2] (0:12.30)	0:35.09 [1] (0:11.67)	0:23.42 [1] (0:11.43)	0:11.99 [1] (0:11.99)
Average Speed [km/h]	54.6	64.9	59.9	59.3	61.8	63.0	60.1
Top Speed [km/h]	65.3	66.1	63.5	60.7	63.7	63.9	62.4
Avg. Dist. to Rail [m]	6.2	1.6	0.5	1.6	3.3	3.7	3.5
Avg. Stride Freq. [Hz]	2.3	2.3	2.2	2.2	2.2	2.3	2.2
Avg. Stride Length [m]	7.0	7.8	7.5	7.4	7.6	7.6	7.6



- [ ] Ranking at each section and finish
- .-.-.- No data available at this section
- NA No data available



Horse/Jockey Name	Isle Eight
Final Rank	2
Fastest Section Time (Section)	0:11.31 (1200m)
Top Speed [km/h] (Section)	65.3 (400m)
Race State	Finished

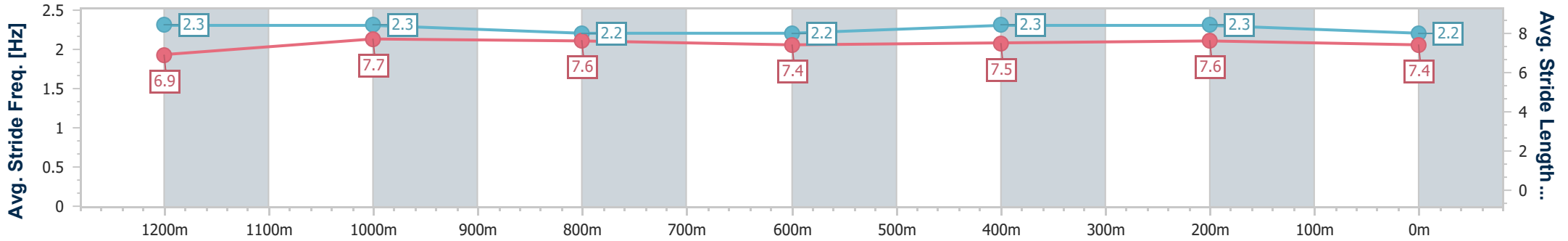
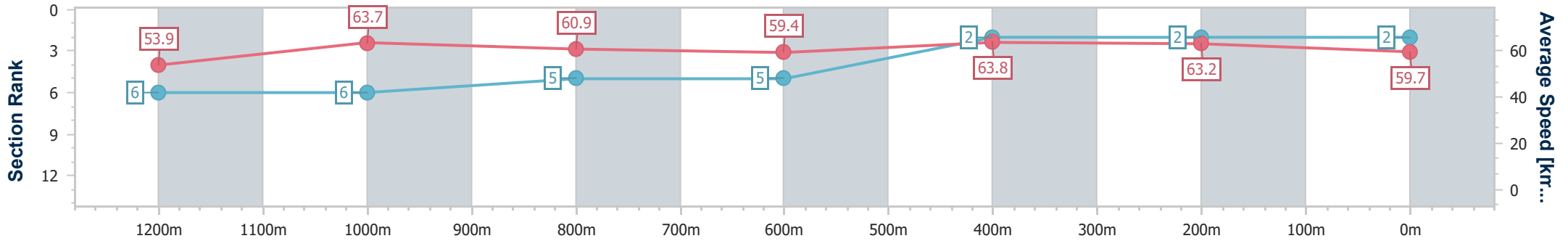


Rockhampton QLD Professional  
 Race 4: COCOBREW ST PATRICK'S DAY FASHIONS Maiden Handicap - 1400m  
 16 March 2024 - 14:56



Track Rating: Soft 5, Weather: Showers, Rail Position: +6m

Section	Overall	1200m	1000m	800m	600m	400m	200m
Section Times	1:23.86 [2] (0:13.40)	1:10.46 [6] (0:11.31)	0:59.15 [6] (0:11.90)	0:47.25 [5] (0:12.45)	0:34.80 [5] (0:11.32)	0:23.48 [2] (0:11.40)	0:12.08 [2] (0:12.08)
Average Speed [km/h]	53.9	63.7	60.9	59.4	63.8	63.2	59.7
Top Speed [km/h]	64.2	64.0	63.4	60.8	65.1	65.3	61.3
Avg. Dist. to Rail [m]	4.8	0.8	1.2	3.4	5.8	6.6	5.8
Avg. Stride Freq. [Hz]	2.3	2.3	2.2	2.2	2.3	2.3	2.2
Avg. Stride Length [m]	6.9	7.7	7.6	7.4	7.5	7.6	7.4



- [ ] Ranking at each section and finish
- .-.- No data available at this section
- NA No data available



Horse/Jockey Name	Young Henry
Final Rank	3
Fastest Section Time (Section)	0:11.24 (1200m)
Top Speed [km/h] (Section)	66.1 (1200m)
Race State	Finished

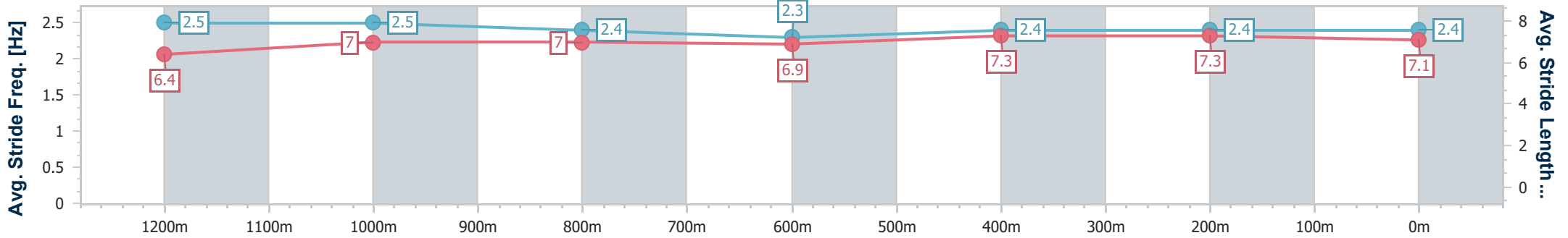
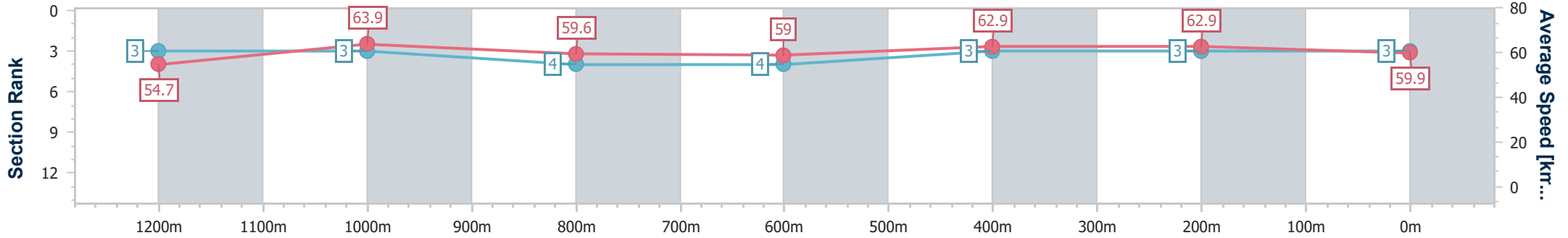


Rockhampton QLD Professional  
 Race 4: COCOBREW ST PATRICK'S DAY FASHIONS Maiden Handicap - 1400m  
 16 March 2024 - 14:56



Track Rating: Soft 5, Weather: Showers, Rail Position: +6m

Section	Overall	1200m	1000m	800m	600m	400m	200m
Section Times	1:23.88 [3] (0:13.18)	1:10.70 [3] (0:11.24)	0:59.46 [3] (0:12.05)	0:47.41 [4] (0:12.50)	0:34.91 [4] (0:11.44)	0:23.47 [3] (0:11.45)	0:12.02 [3] (0:12.02)
Average Speed [km/h]	54.7	63.9	59.6	59.0	62.9	62.9	59.9
Top Speed [km/h]	64.7	66.1	62.3	61.6	64.4	64.5	62.1
Avg. Dist. to Rail [m]	2.8	1.2	1.1	2.8	4.1	4.5	3.1
Avg. Stride Freq. [Hz]	2.5	2.5	2.4	2.3	2.4	2.4	2.4
Avg. Stride Length [m]	6.4	7.0	7.0	6.9	7.3	7.3	7.1



- [ ] Ranking at each section and finish
- .-.- No data available at this section
- NA No data available



Horse/Jockey Name	Bankonajet
Final Rank	4
Fastest Section Time (Section)	0:11.42 (1200m)
Top Speed [km/h] (Section)	64.4 (1200m)
Race State	Finished

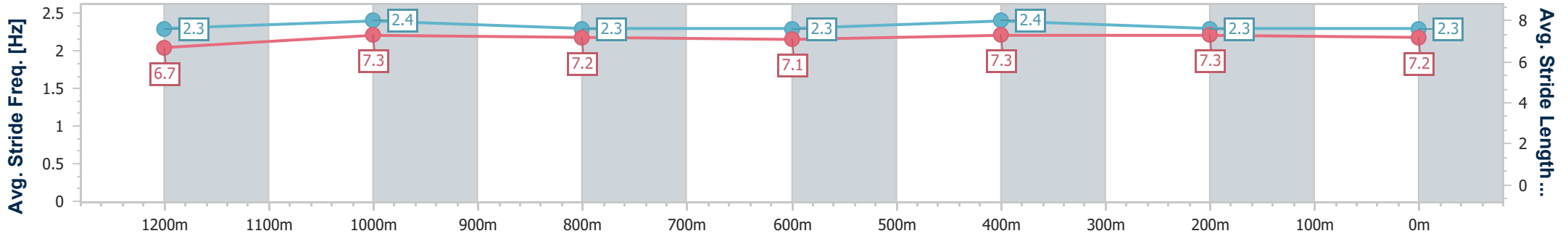
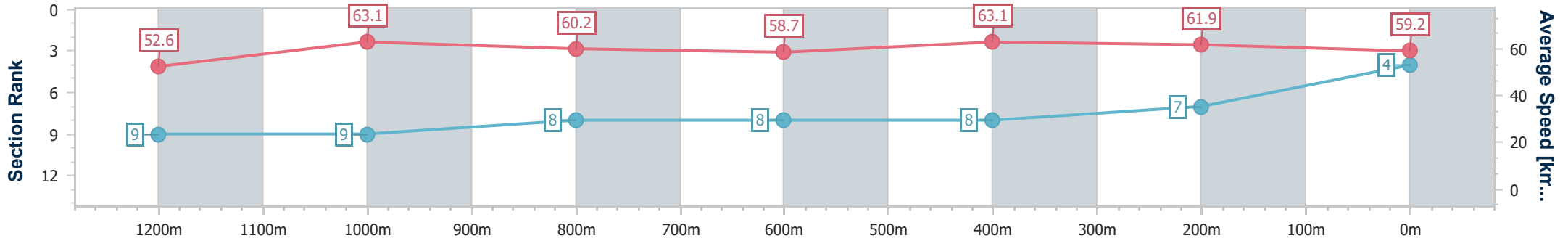


Rockhampton QLD Professional  
 Race 4: COCOBREW ST PATRICK'S DAY FASHIONS Maiden Handicap - 1400m  
 16 March 2024 - 14:56



Track Rating: Soft 5, Weather: Showers, Rail Position: +6m

Section	Overall	1200m	1000m	800m	600m	400m	200m
Section Times	1:24.52 [4] (0:13.68)	1:10.84 [9] (0:11.42)	0:59.42 [9] (0:11.83)	0:47.59 [8] (0:12.36)	0:35.23 [8] (0:11.43)	0:23.80 [8] (0:11.64)	0:12.16 [7] (0:12.16)
Average Speed [km/h]	52.6	63.1	60.2	58.7	63.1	61.9	59.2
Top Speed [km/h]	64.0	64.4	63.1	61.9	64.4	64.1	61.2
Avg. Dist. to Rail [m]	2.6	0.7	1.6	1.0	2.8	5.1	5.3
Avg. Stride Freq. [Hz]	2.3	2.4	2.3	2.3	2.4	2.3	2.3
Avg. Stride Length [m]	6.7	7.3	7.2	7.1	7.3	7.3	7.2



- [ ] Ranking at each section and finish
- .-.- No data available at this section
- NA No data available





Horse/Jockey Name	Master Rich
Final Rank	5
Fastest Section Time (Section)	0:11.36 (1200m)
Top Speed [km/h] (Section)	64.2 (400m)
Race State	Finished

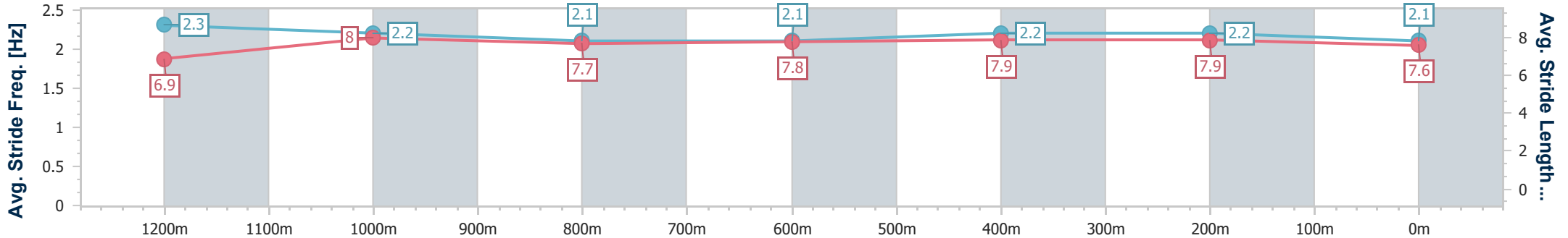
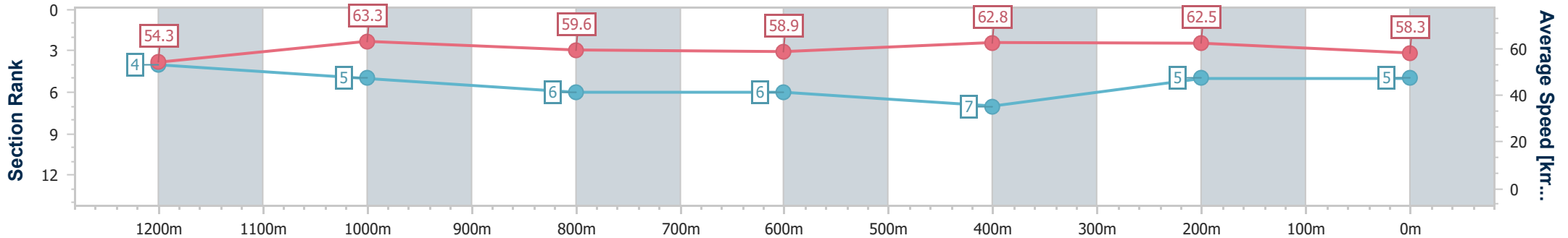


Rockhampton QLD Professional  
 Race 4: COCOBREW ST PATRICK'S DAY FASHIONS Maiden Handicap - 1400m  
 16 March 2024 - 14:56



Track Rating: Soft 5, Weather: Showers, Rail Position: +6m

Section	Overall	1200m	1000m	800m	600m	400m	200m
Section Times	1:24.53 [5] (0:13.28)	1:11.25 [4] (0:11.36)	0:59.89 [5] (0:12.10)	0:47.79 [6] (0:12.42)	0:35.37 [6] (0:11.48)	0:23.89 [7] (0:11.53)	0:12.36 [5] (0:12.36)
Average Speed [km/h]	54.3	63.3	59.6	58.9	62.8	62.5	58.3
Top Speed [km/h]	64.2	64.2	62.8	61.7	63.8	64.2	60.6
Avg. Dist. to Rail [m]	1.8	0.4	0.4	2.0	3.9	6.3	6.2
Avg. Stride Freq. [Hz]	2.3	2.2	2.1	2.1	2.2	2.2	2.1
Avg. Stride Length [m]	6.9	8.0	7.7	7.8	7.9	7.9	7.6



- [ ] Ranking at each section and finish
- .-.- No data available at this section
- NA No data available



Horse/Jockey Name	Ready To Groove
Final Rank	6
Fastest Section Time (Section)	0:11.26 (1200m)
Top Speed [km/h] (Section)	64.7 (1200m)
Race State	Finished

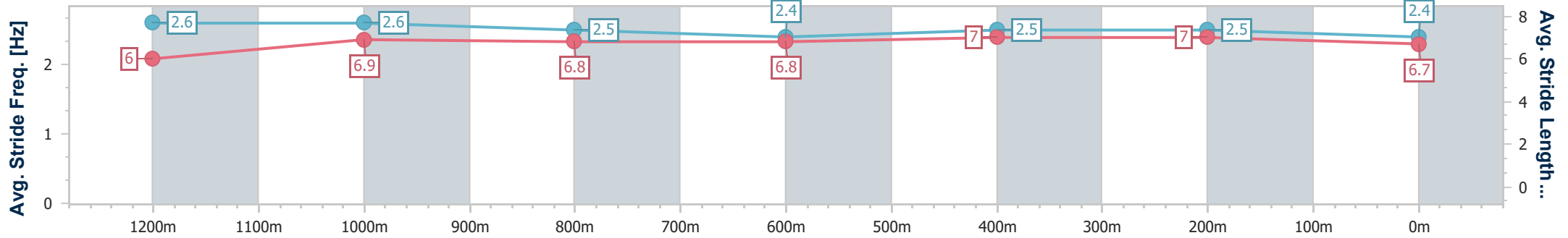
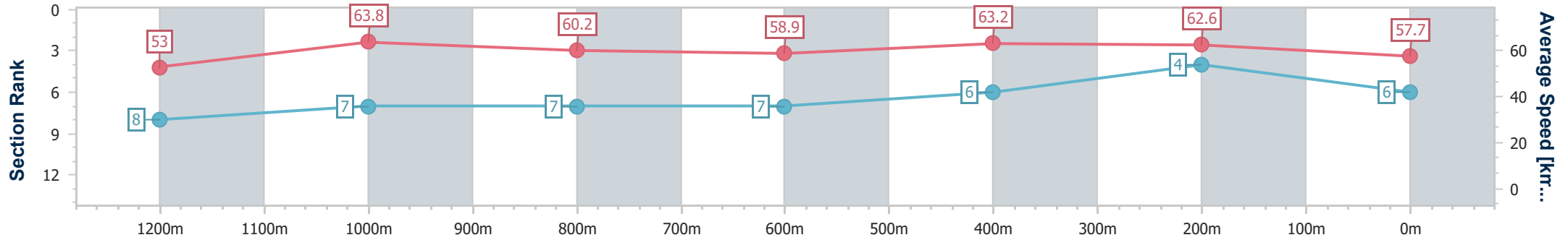


Rockhampton QLD Professional  
 Race 4: COCOBREW ST PATRICK'S DAY FASHIONS Maiden Handicap - 1400m  
 16 March 2024 - 14:56



Track Rating: Soft 5, Weather: Showers, Rail Position: +6m

Section	Overall	1200m	1000m	800m	600m	400m	200m
Section Times	1:24.58 [6] (0:13.58)	1:11.00 [8] (0:11.26)	0:59.74 [7] (0:11.96)	0:47.78 [7] (0:12.39)	0:35.39 [7] (0:11.39)	0:24.00 [6] (0:11.51)	0:12.49 [4] (0:12.49)
Average Speed [km/h]	53.0	63.8	60.2	58.9	63.2	62.6	57.7
Top Speed [km/h]	63.4	64.7	64.5	62.1	64.0	64.3	60.6
Avg. Dist. to Rail [m]	1.0	1.9	0.4	1.6	4.3	4.5	4.0
Avg. Stride Freq. [Hz]	2.6	2.6	2.5	2.4	2.5	2.5	2.4
Avg. Stride Length [m]	6.0	6.9	6.8	6.8	7.0	7.0	6.7



- [ ] Ranking at each section and finish
- .-.- No data available at this section
- NA No data available



Horse/Jockey Name	Just Bingo
Final Rank	7
Fastest Section Time (Section)	0:11.42 (600m)
Top Speed [km/h] (Section)	64.6 (600m)
Race State	Finished

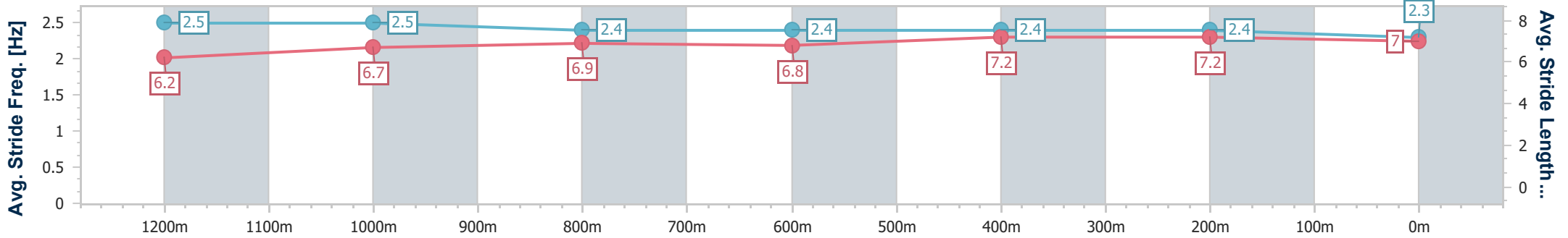
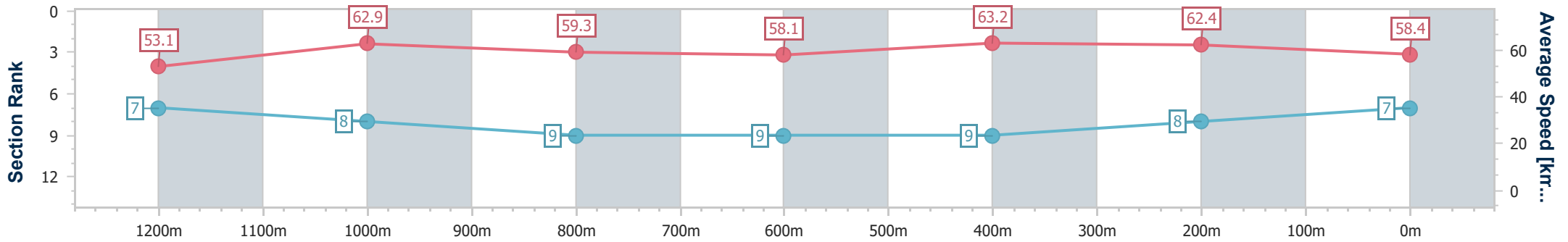


Rockhampton QLD Professional  
 Race 4: COCOBREW ST PATRICK'S DAY FASHIONS Maiden Handicap - 1400m  
 16 March 2024 - 14:56



Track Rating: Soft 5, Weather: Showers, Rail Position: +6m

Section	Overall	1200m	1000m	800m	600m	400m	200m
Section Times	1:24.79 [7] (0:13.57)	1:11.22 [7] (0:11.44)	0:59.78 [8] (0:12.08)	0:47.70 [9] (0:12.40)	0:35.30 [9] (0:11.42)	0:23.88 [9] (0:11.56)	0:12.32 [8] (0:12.32)
Average Speed [km/h]	53.1	62.9	59.3	58.1	63.2	62.4	58.4
Top Speed [km/h]	63.8	63.5	63.3	61.3	64.6	63.6	61.4
Avg. Dist. to Rail [m]	1.5	0.6	0.6	0.5	3.8	7.0	8.9
Avg. Stride Freq. [Hz]	2.5	2.5	2.4	2.4	2.4	2.4	2.3
Avg. Stride Length [m]	6.2	6.7	6.9	6.8	7.2	7.2	7.0



- [ ] Ranking at each section and finish
- .-.- No data available at this section
- NA No data available



Horse/Jockey Name	Croagh Patrick
Final Rank	8
Fastest Section Time (Section)	0:11.29 (1200m)
Top Speed [km/h] (Section)	64.8 (1200m)
Race State	Finished

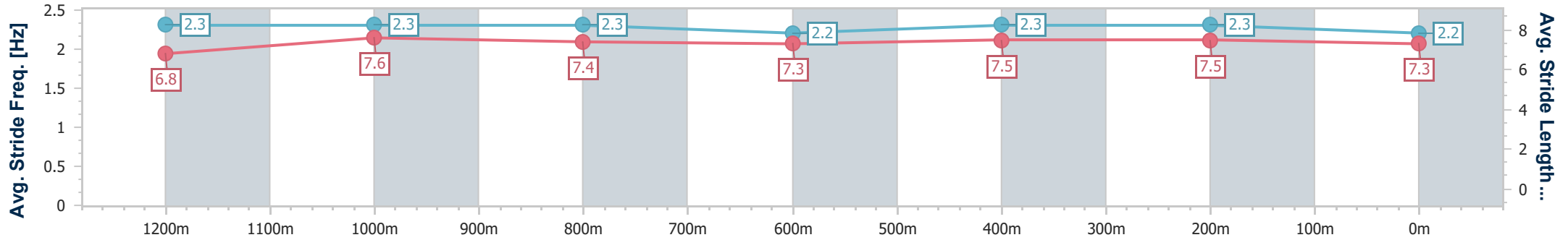
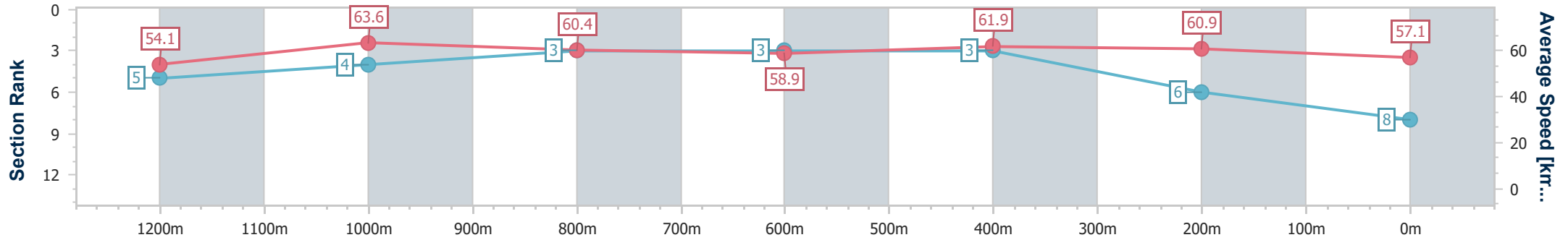


Rockhampton QLD Professional  
 Race 4: COCOBREW ST PATRICK'S DAY FASHIONS Maiden  
 Handicap - 1400m  
 16 March 2024 - 14:56



Track Rating: Soft 5, Weather: Showers, Rail Position: +6m

Section	Overall	1200m	1000m	800m	600m	400m	200m
Section Times	1:24.82 [8] (0:13.30)	1:11.52 [5] (0:11.29)	1:00.23 [4] (0:11.81)	0:48.42 [3] (0:12.34)	0:36.08 [3] (0:11.67)	0:24.41 [3] (0:11.81)	0:12.60 [6] (0:12.60)
Average Speed [km/h]	54.1	63.6	60.4	58.9	61.9	60.9	57.1
Top Speed [km/h]	64.3	64.8	63.8	60.8	62.6	61.8	59.5
Avg. Dist. to Rail [m]	1.5	1.9	1.5	1.4	3.9	4.8	4.4
Avg. Stride Freq. [Hz]	2.3	2.3	2.3	2.2	2.3	2.3	2.2
Avg. Stride Length [m]	6.8	7.6	7.4	7.3	7.5	7.5	7.3



- [ ] Ranking at each section and finish
- .-.- No data available at this section
- NA No data available



Horse/Jockey Name	Mansouri
Final Rank	9
Fastest Section Time (Section)	0:11.25 (1200m)
Top Speed [km/h] (Section)	65.4 (Overall)
Race State	Finished

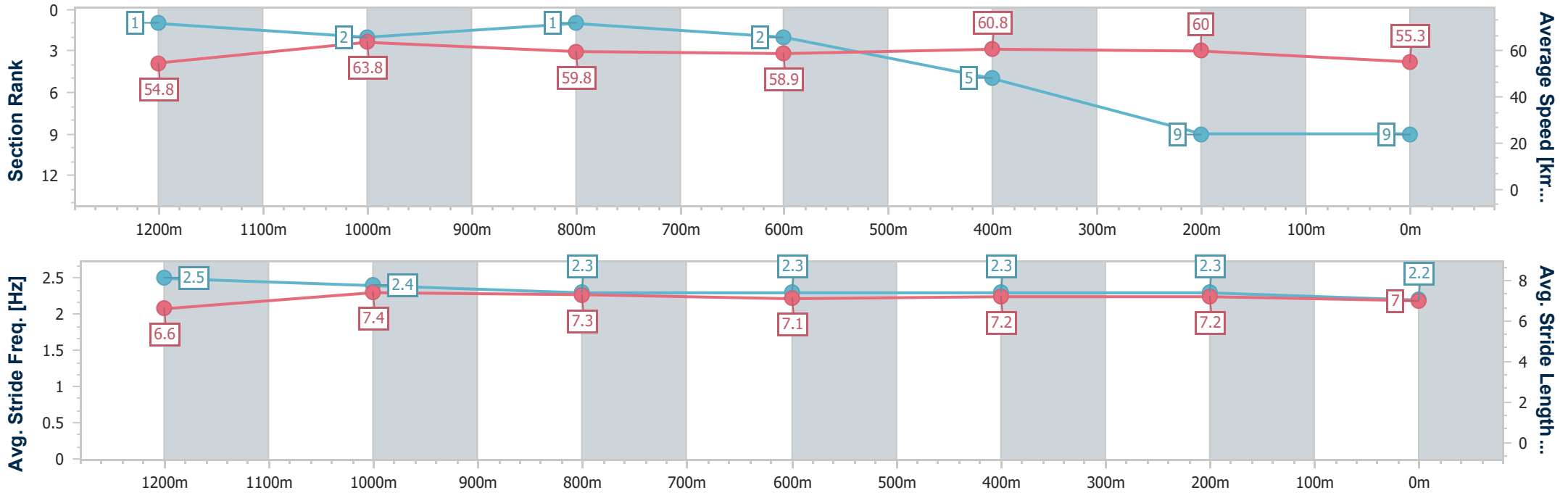


Rockhampton QLD Professional  
 Race 4: COCOBREW ST PATRICK'S DAY FASHIONS Maiden Handicap - 1400m  
 16 March 2024 - 14:56



Track Rating: Soft 5, Weather: Showers, Rail Position: +6m

Section	Overall	1200m	1000m	800m	600m	400m	200m
Section Times	1:25.59 [9] (0:13.15)	1:12.44 [1] (0:11.25)	1:01.19 [2] (0:11.90)	0:49.29 [1] (0:12.40)	0:36.89 [2] (0:11.84)	0:25.05 [5] (0:12.01)	0:13.04 [9] (0:13.04)
Average Speed [km/h]	54.8	63.8	59.8	58.9	60.8	60.0	55.3
Top Speed [km/h]	65.4	64.7	62.8	60.1	61.9	62.0	58.0
Avg. Dist. to Rail [m]	2.0	2.0	1.6	1.6	2.6	2.4	2.9
Avg. Stride Freq. [Hz]	2.5	2.4	2.3	2.3	2.3	2.3	2.2
Avg. Stride Length [m]	6.6	7.4	7.3	7.1	7.2	7.2	7.0



- [ ] Ranking at each section and finish
- .-.- No data available at this section
- NA No data available



Horse/Jockey Name	Great Arrangement
Final Rank	10
Fastest Section Time (Section)	0:11.52 (1200m)
Top Speed [km/h] (Section)	63.2 (Overall)
Race State	Finished

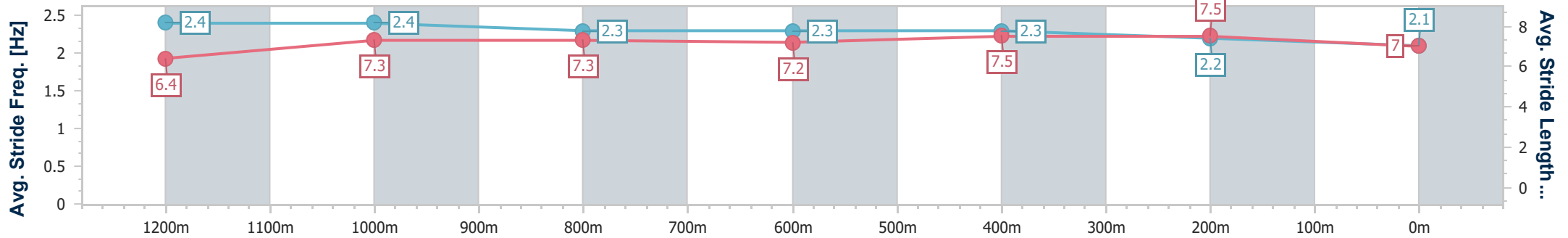
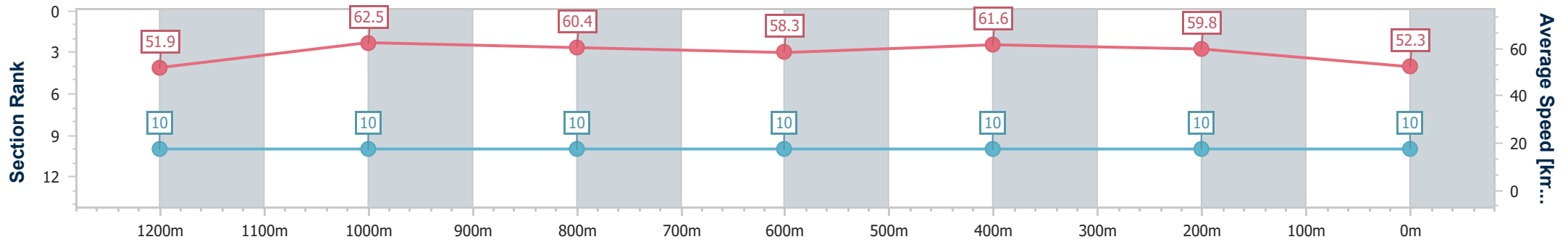


Rockhampton QLD Professional  
 Race 4: COCOBREW ST PATRICK'S DAY FASHIONS Maiden Handicap - 1400m  
 16 March 2024 - 14:56



Track Rating: Soft 5, Weather: Showers, Rail Position: +6m

Section	Overall	1200m	1000m	800m	600m	400m	200m
Section Times	1:27.23 [10] (0:13.88)	1:13.35 [10] (0:11.52)	1:01.83 [10] (0:11.84)	0:49.99 [10] (0:12.47)	0:37.52 [10] (0:11.72)	0:25.80 [10] (0:12.03)	0:13.77 [10] (0:13.77)
Average Speed [km/h]	51.9	62.5	60.4	58.3	61.6	59.8	52.3
Top Speed [km/h]	63.2	63.0	62.0	59.2	62.2	61.5	57.8
Avg. Dist. to Rail [m]	0.6	1.1	0.8	1.3	3.4	5.0	2.8
Avg. Stride Freq. [Hz]	2.4	2.4	2.3	2.3	2.3	2.2	2.1
Avg. Stride Length [m]	6.4	7.3	7.3	7.2	7.5	7.5	7.0



- [ ] Ranking at each section and finish
- .-.- No data available at this section
- NA No data available



# Rockhampton QLD Professional

## Race 5: GREAT NORTHERN Class 3 Plate - 1050m

16 March 2024 - 15:37



Track Rating: Soft 5, Weather: Showers, Rail Position: +6m

Section		Overall	1000m	800m	600m	400m	200m	Last 600m					
Field Times		0:59.98 (0:04.48)	0:55.50 (0:10.96)	0:44.54 (0:10.93)	0:33.61 (0:10.96)	0:22.65 (0:11.06)	0:11.59 (0:11.59)	0:33.61					
Rank	TAB Horse/Jockey	Barrier	Top Speed [km/h]	Fastest Section	Margin							Distance Travelled [m]	
1	5 DOUBTING EYE Warwick Satherley	5	68.2 600m	0:04.62 Overall	0:59.98 [1] (0:04.62)	0:55.36 [5] (0:11.27)	0:44.09 [4] (0:10.94)	0:33.15 [4] (0:10.73)	0:22.42 [4] (0:10.83)	0:11.59 [1] (0:11.59)	0:59.98	0:33.15	
2	3 MAXIMUM ALTITUDE Chris McIver	3	68.4 1000m	0:04.48 Overall	1:00.63 [2] (0:04.48)	0:56.15 [1] (0:10.99)	0:45.16 [2] (0:10.90)	0:34.26 [1] (0:10.96)	0:23.30 [1] (0:11.26)	0:12.04 [2] (0:12.04)	0.65L	0:34.26	-5
3	7 SUNDARA Justin Stanley	7	68.6 600m	0:04.60 Overall	1:00.66 [3] (0:04.60)	0:56.06 [4] (0:11.95)	0:44.11 [6] (0:11.08)	0:33.03 [6] (0:10.66)	0:22.37 [6] (0:10.87)	0:11.50 [6] (0:11.50)	0.03L	0:33.03	-7
4	1 ADAMAS PRINCE Nicole Seymour	1	67.6 1000m	0:04.55 Overall	1:00.98 [4] (0:04.55)	0:56.43 [2] (0:10.98)	0:45.45 [3] (0:11.04)	0:34.41 [3] (0:10.97)	0:23.44 [3] (0:11.46)	0:11.98 [4] (0:11.98)	0.32L	0:34.41	-6
5	8 SWEET FANTASY Tasha Chambers	8	68.5 800m	0:04.82 Overall	1:01.11 [5] (0:04.82)	0:56.29 [6] (0:11.21)	0:45.08 [5] (0:10.88)	0:34.20 [5] (0:10.90)	0:23.30 [5] (0:11.33)	0:11.97 [5] (0:11.97)	0.13L	0:34.20	-6
6	4 MR TANGLES Adam Sewell	4	70.7 1000m	0:04.55 Overall	1:01.12 [6] (0:04.55)	0:56.57 [3] (0:10.89)	0:45.68 [1] (0:11.11)	0:34.57 [2] (0:10.92)	0:23.65 [2] (0:11.29)	0:12.36 [3] (0:12.36)	0.01L	0:34.57	+0

Scratched: Nano Star (#6), Craiglea Laki (#9), Bold Hunter (#2), Sweet Jina (#10)

[ ] Ranking at each section and finish  
 -:-:- No data available at this section  
 NA No data available

SCN Saddle cloth number  
 DNF Did not finish  
 DNT Did not track



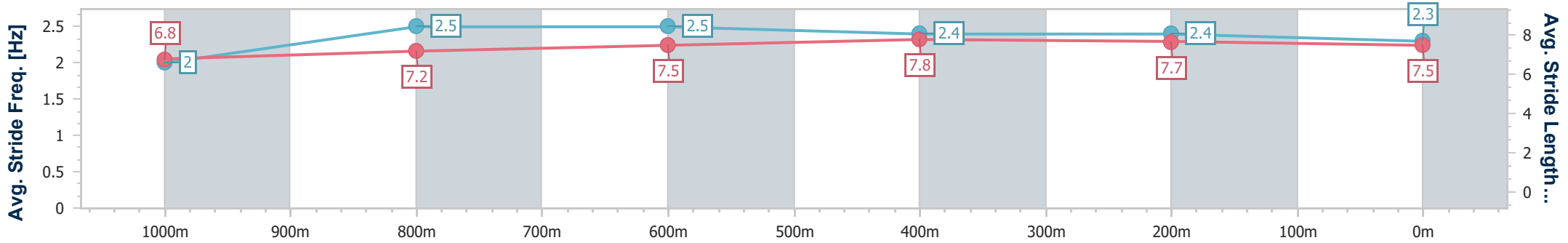
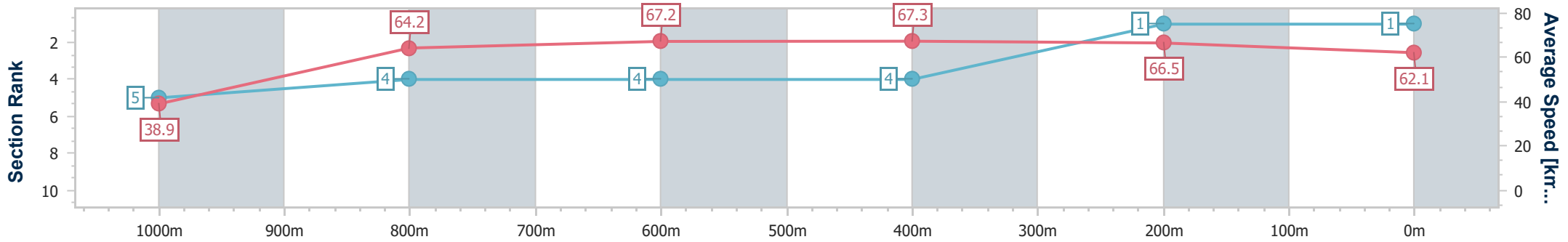
Horse/Jockey Name	Doubting Eye
Final Rank	1
Fastest Section Time (Section)	0:04.62 (Overall)
Top Speed [km/h] (Section)	68.2 (600m)
Race State	Finished



Rockhampton QLD Professional  
 Race 5: GREAT NORTHERN Class 3 Plate - 1050m  
 16 March 2024 - 15:37  
 Track Rating: Soft 5, Weather: Showers, Rail Position: +6m



Section	Overall	1000m	800m	600m	400m	200m
Section Times	0:59.98 [1] (0:04.62)	0:55.36 [5] (0:11.27)	0:44.09 [4] (0:10.94)	0:33.15 [4] (0:10.73)	0:22.42 [4] (0:10.83)	0:11.59 [1] (0:11.59)
Average Speed [km/h]	38.9	64.2	67.2	67.3	66.5	62.1
Top Speed [km/h]	56.9	67.7	68.0	68.2	67.9	65.2
Avg. Dist. to Rail [m]	6.3	1.6	2.7	3.8	3.9	4.4
Avg. Stride Freq. [Hz]	2.0	2.5	2.5	2.4	2.4	2.3
Avg. Stride Length [m]	6.8	7.2	7.5	7.8	7.7	7.5



- [ ] Ranking at each section and finish
- .-.- No data available at this section
- NA No data available





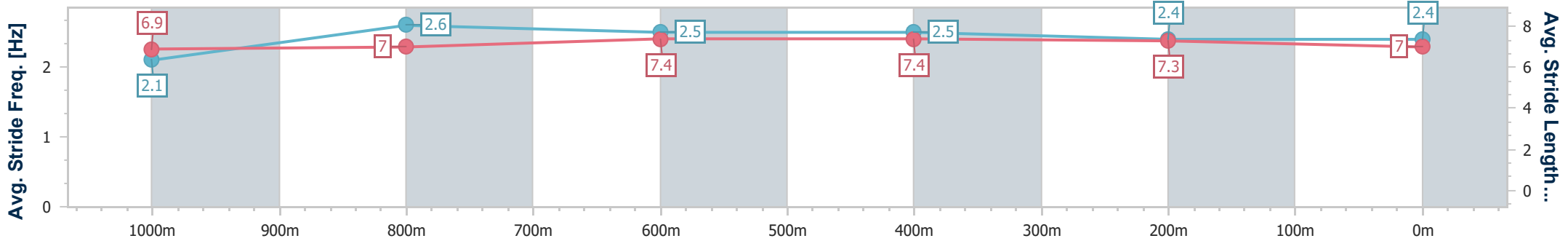
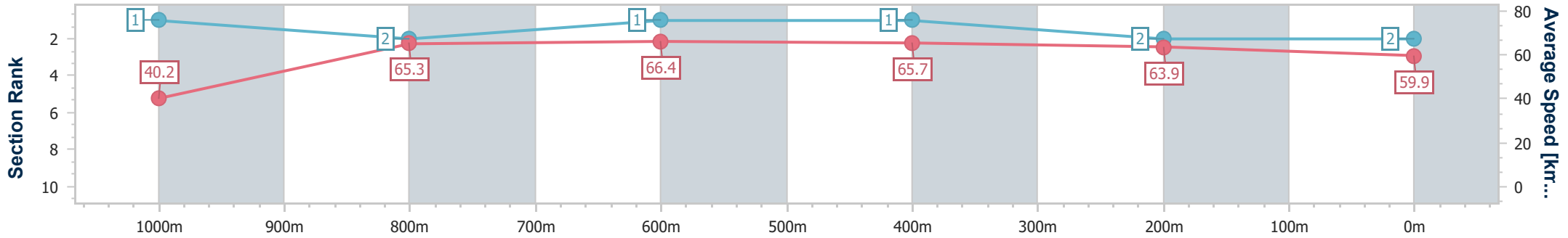
Horse/Jockey Name	Maximum Altitude
Final Rank	2
Fastest Section Time (Section)	0:04.48 (Overall)
Top Speed [km/h] (Section)	68.4 (1000m)
Race State	Finished



Rockhampton QLD Professional  
 Race 5: GREAT NORTHERN Class 3 Plate - 1050m  
 16 March 2024 - 15:37  
 Track Rating: Soft 5, Weather: Showers, Rail Position: +6m



Section	Overall	1000m	800m	600m	400m	200m
Section Times	1:00.63 [2] (0:04.48)	0:56.15 [1] (0:10.99)	0:45.16 [2] (0:10.90)	0:34.26 [1] (0:10.96)	0:23.30 [1] (0:11.26)	0:12.04 [2] (0:12.04)
Average Speed [km/h]	40.2	65.3	66.4	65.7	63.9	59.9
Top Speed [km/h]	56.9	68.4	67.9	66.4	65.6	62.8
Avg. Dist. to Rail [m]	1.2	0.9	0.7	1.9	2.2	2.5
Avg. Stride Freq. [Hz]	2.1	2.6	2.5	2.5	2.4	2.4
Avg. Stride Length [m]	6.9	7.0	7.4	7.4	7.3	7.0



- [ ] Ranking at each section and finish
- .-.- No data available at this section
- NA No data available



Horse/Jockey Name	Sundara
Final Rank	3
Fastest Section Time (Section)	0:04.60 (Overall)
Top Speed [km/h] (Section)	68.6 (600m)
Race State	Finished



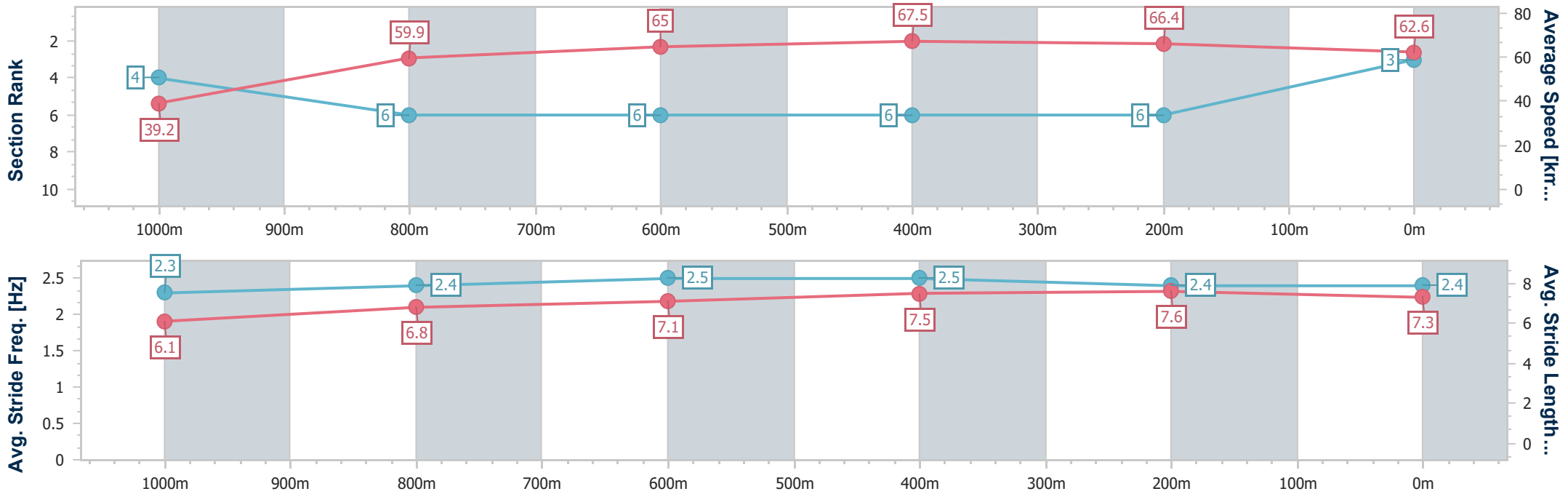
Rockhampton QLD Professional  
Race 5: GREAT NORTHERN Class 3 Plate - 1050m

16 March 2024 - 15:37

Track Rating: Soft 5, Weather: Showers, Rail Position: +6m



Section	Overall	1000m	800m	600m	400m	200m
Section Times	1:00.66 [3] (0:04.60)	0:56.06 [4] (0:11.95)	0:44.11 [6] (0:11.08)	0:33.03 [6] (0:10.66)	0:22.37 [6] (0:10.87)	0:11.50 [6] (0:11.50)
Average Speed [km/h]	39.2	59.9	65.0	67.5	66.4	62.6
Top Speed [km/h]	54.4	63.5	66.3	68.6	68.1	65.2
Avg. Dist. to Rail [m]	2.8	0.9	0.4	1.0	2.3	5.9
Avg. Stride Freq. [Hz]	2.3	2.4	2.5	2.5	2.4	2.4
Avg. Stride Length [m]	6.1	6.8	7.1	7.5	7.6	7.3



- [ ] Ranking at each section and finish
- .-.- No data available at this section
- NA No data available



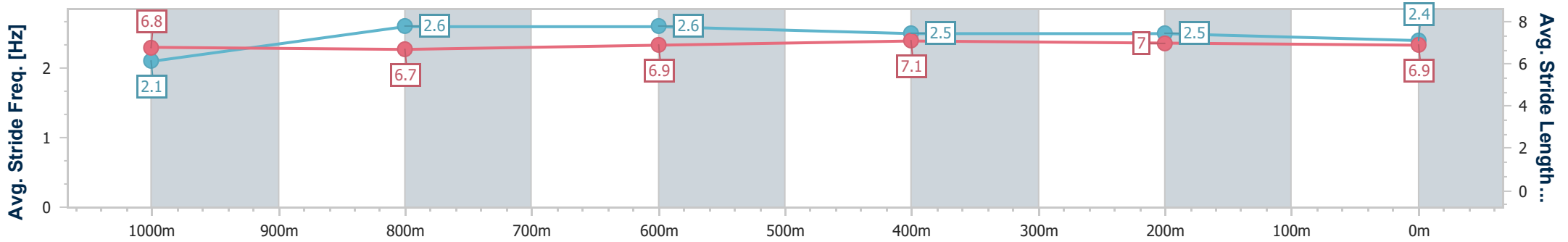
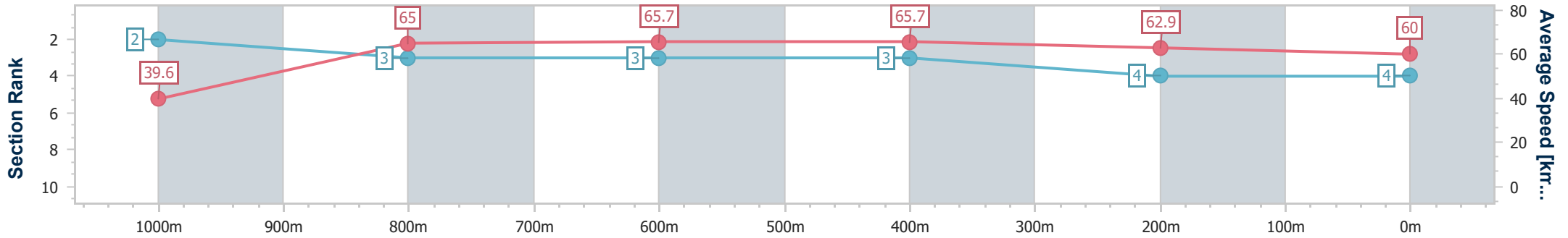
Horse/Jockey Name	Adamas Prince
Final Rank	4
Fastest Section Time (Section)	0:04.55 (Overall)
Top Speed [km/h] (Section)	67.6 (1000m)
Race State	Finished



Rockhampton QLD Professional  
 Race 5: GREAT NORTHERN Class 3 Plate - 1050m  
 16 March 2024 - 15:37  
 Track Rating: Soft 5, Weather: Showers, Rail Position: +6m



Section	Overall	1000m	800m	600m	400m	200m
Section Times	1:00.98 [4] (0:04.55)	0:56.43 [2] (0:10.98)	0:45.45 [3] (0:11.04)	0:34.41 [3] (0:10.97)	0:23.44 [3] (0:11.46)	0:11.98 [4] (0:11.98)
Average Speed [km/h]	39.6	65.0	65.7	65.7	62.9	60.0
Top Speed [km/h]	56.2	67.6	67.5	66.6	65.2	62.7
Avg. Dist. to Rail [m]	3.3	1.4	1.3	2.6	1.8	1.8
Avg. Stride Freq. [Hz]	2.1	2.6	2.6	2.5	2.5	2.4
Avg. Stride Length [m]	6.8	6.7	6.9	7.1	7.0	6.9



- [ ] Ranking at each section and finish
- .-.- No data available at this section
- NA No data available



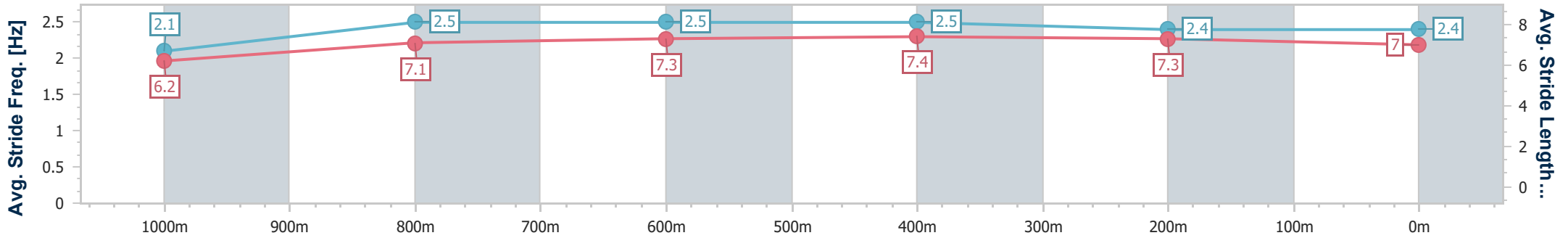
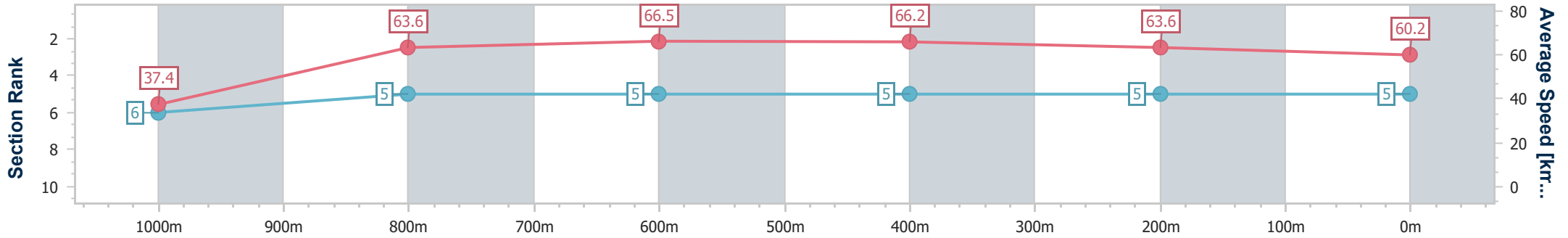
Horse/Jockey Name	Sweet Fantasy
Final Rank	5
Fastest Section Time (Section)	0:04.82 (Overall)
Top Speed [km/h] (Section)	68.5 (800m)
Race State	Finished



Rockhampton QLD Professional  
 Race 5: GREAT NORTHERN Class 3 Plate - 1050m  
 16 March 2024 - 15:37  
 Track Rating: Soft 5, Weather: Showers, Rail Position: +6m



Section	Overall	1000m	800m	600m	400m	200m
Section Times	1:01.11 [5] (0:04.82)	0:56.29 [6] (0:11.21)	0:45.08 [5] (0:10.88)	0:34.20 [5] (0:10.90)	0:23.30 [5] (0:11.33)	0:11.97 [5] (0:11.97)
Average Speed [km/h]	37.4	63.6	66.5	66.2	63.6	60.2
Top Speed [km/h]	57.5	67.8	68.5	67.4	64.5	62.9
Avg. Dist. to Rail [m]	1.9	1.5	1.1	1.1	1.0	3.7
Avg. Stride Freq. [Hz]	2.1	2.5	2.5	2.5	2.4	2.4
Avg. Stride Length [m]	6.2	7.1	7.3	7.4	7.3	7.0



- [ ] Ranking at each section and finish
- .-.- No data available at this section
- NA No data available



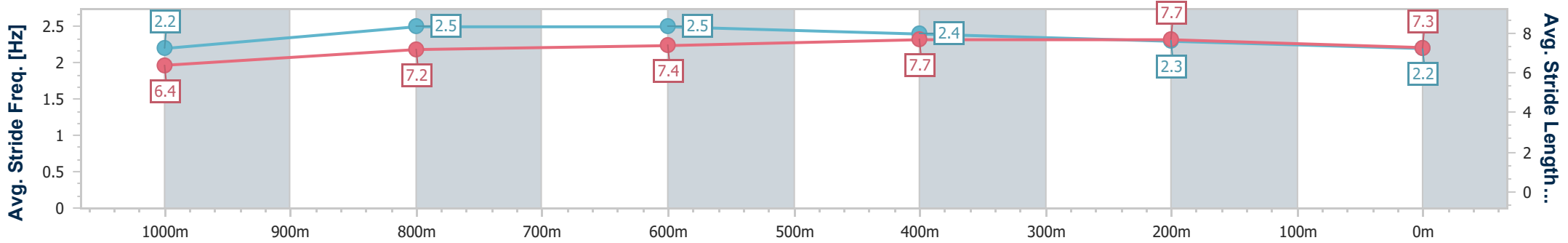
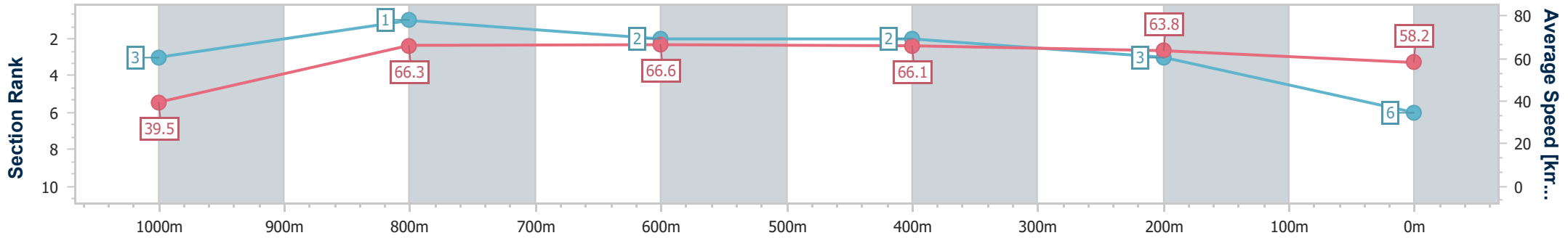
Horse/Jockey Name	Mr Tangles
Final Rank	6
Fastest Section Time (Section)	0:04.55 (Overall)
Top Speed [km/h] (Section)	70.7 (1000m)
Race State	Finished



Rockhampton QLD Professional  
 Race 5: GREAT NORTHERN Class 3 Plate - 1050m  
 16 March 2024 - 15:37  
 Track Rating: Soft 5, Weather: Showers, Rail Position: +6m



Section	Overall	1000m	800m	600m	400m	200m
Section Times	1:01.12 [6] (0:04.55)	0:56.57 [3] (0:10.89)	0:45.68 [1] (0:11.11)	0:34.57 [2] (0:10.92)	0:23.65 [2] (0:11.29)	0:12.36 [3] (0:12.36)
Average Speed [km/h]	39.5	66.3	66.6	66.1	63.8	58.2
Top Speed [km/h]	58.4	70.7	70.6	67.7	65.9	60.6
Avg. Dist. to Rail [m]	4.8	1.0	3.6	3.0	2.7	2.2
Avg. Stride Freq. [Hz]	2.2	2.5	2.5	2.4	2.3	2.2
Avg. Stride Length [m]	6.4	7.2	7.4	7.7	7.7	7.3



- [ ] Ranking at each section and finish
- .-.- No data available at this section
- NA No data available



# Rockhampton QLD Professional

## Race 6: GET YOUR YEARLING SALE WEEKEND RACE TICKETS

### BENCHMARK 55 Handicap - 1200m

16 March 2024 - 16:17



Track Rating: Soft 5, Weather: Showers, Rail Position: +6m

Section		Overall										Last 600m	
Field Times		1:09.88										0:34.19	
		(0:12.99)											
		0:56.89											
		(0:11.22)											
		0:45.67											
		(0:11.48)											
		0:34.19											
		(0:11.02)											
		0:23.17											
		(0:11.44)											
		0:11.73											
		(0:11.73)											
Rank	TAB	Horse/Jockey	Barrier	Top Speed [km/h]	Fastest Section	Overall	1000m	800m	600m	400m	200m	Margin	Distance Travelled [m]
1	7	<b>THE HAIRDRESSER</b> Justin Stanley	7	67.0	0:10.98	1:09.88 [1]	0:56.27 [6]	0:45.05 [6]	0:33.65 [5]	0:22.67 [5]	0:11.58 [4]	1:09.88	0:33.65
				400m	600m	(0:13.61)	(0:11.22)	(0:11.40)	(0:10.98)	(0:11.09)	(0:11.58)		
2	3	<b>NIC ME SOME</b> Nathan Thomas	3	67.1	0:10.87	1:09.93 [2]	0:56.69 [4]	0:45.43 [3]	0:33.90 [4]	0:23.03 [3]	0:11.73 [2]	0.05L	0:33.90 +8
				600m	600m	(0:13.24)	(0:11.26)	(0:11.53)	(0:10.87)	(0:11.30)	(0:11.73)		
3	2	<b>SKYLIGHT SONG</b> Ashley Butler	2	66.7	0:11.02	1:10.46 [3]	0:57.41 [2]	0:46.25 [1]	0:34.77 [1]	0:23.75 [1]	0:12.31 [1]	0.53L	0:34.77 -2
				600m	600m	(0:13.05)	(0:11.16)	(0:11.48)	(0:11.02)	(0:11.44)	(0:12.31)		
4	5	<b>WHAKAMIHARO</b> Ryan Wiggins	5	66.5	0:10.96	1:10.78 [4]	0:57.56 [3]	0:46.20 [4]	0:34.77 [3]	0:23.81 [4]	0:12.42 [5]	0.32L	0:34.77 +2
				600m	600m	(0:13.22)	(0:11.36)	(0:11.43)	(0:10.96)	(0:11.39)	(0:12.42)		
5	4	<b>BLUE JACKET</b> Warwick Satherley	4	68.4	0:10.77	1:11.06 [5]	0:57.22 [8]	0:45.91 [8]	0:34.49 [7]	0:23.72 [6]	0:12.50 [6]	0.28L	0:34.49 -3
				600m	600m	(0:13.84)	(0:11.31)	(0:11.42)	(0:10.77)	(0:11.22)	(0:12.50)		
6	9	<b>MOONSCAPE</b> Tasha Chambers	9	67.1	0:10.89	1:11.46 [6]	0:57.66 [7]	0:46.36 [7]	0:34.80 [8]	0:23.91 [8]	0:12.54 [7]	0.4L	0:34.80 +5
				600m	600m	(0:13.80)	(0:11.30)	(0:11.56)	(0:10.89)	(0:11.37)	(0:12.54)		
7	10	<b>RUFFIN' IT</b> Chris McIver	10	65.1	0:11.17	1:11.65 [7]	0:58.28 [5]	0:46.91 [5]	0:35.41 [6]	0:24.24 [7]	0:12.69 [8]	0.19L	0:35.41 +4
				600m	600m	(0:13.37)	(0:11.37)	(0:11.50)	(0:11.17)	(0:11.55)	(0:12.69)		
8	8	<b>FAV'S FLYER</b> Adam Sewell	8	66.9	0:10.95	1:11.98 [8]	0:58.99 [1]	0:47.62 [2]	0:36.10 [2]	0:25.15 [2]	0:13.78 [3]	0.33L	0:36.10 +9
				Overall	600m	(0:12.99)	(0:11.37)	(0:11.52)	(0:10.95)	(0:11.37)	(0:13.78)		

Scratched: Aidenabet (#1), Gracious Garcon (#6)

[ ] Ranking at each section and finish  
 -:-:- No data available at this section  
 NA No data available

SCN Saddle cloth number  
 DNF Did not finish  
 DNT Did not track



Horse/Jockey Name	The Hairdresser
Final Rank	1
Fastest Section Time (Section)	0:10.98 (600m)
Top Speed [km/h] (Section)	67.0 (400m)
Race State	Finished



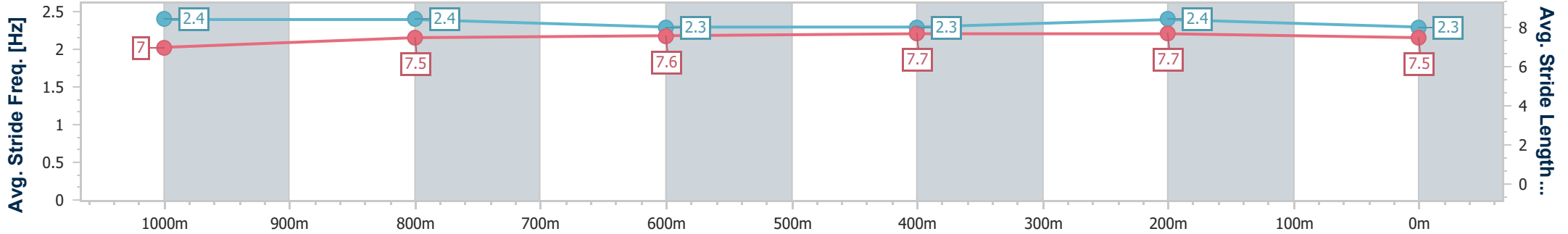
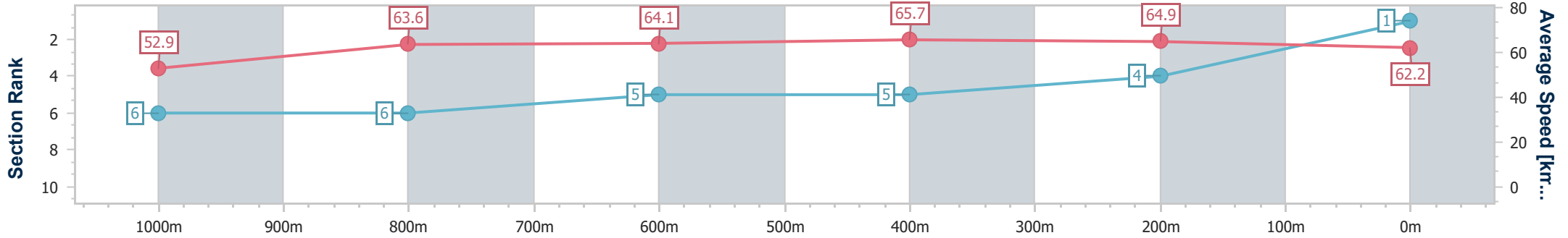
Rockhampton QLD Professional  
 Race 6: GET YOUR YEARLING SALE WEEKEND RACE  
 TICKETS BENCHMARK 55 Handicap - 1200m



16 March 2024 - 16:17

Track Rating: Soft 5, Weather: Showers, Rail Position: +6m

Section	Overall	1000m	800m	600m	400m	200m
Section Times	1:09.88 [1] (0:13.61)	0:56.27 [6] (0:11.22)	0:45.05 [6] (0:11.40)	0:33.65 [5] (0:10.98)	0:22.67 [5] (0:11.09)	0:11.58 [4] (0:11.58)
Average Speed [km/h]	52.9	63.6	64.1	65.7	64.9	62.2
Top Speed [km/h]	64.9	65.0	65.3	66.8	67.0	64.9
Avg. Dist. to Rail [m]	0.5	1.6	1.9	4.8	7.5	8.6
Avg. Stride Freq. [Hz]	2.4	2.4	2.3	2.3	2.4	2.3
Avg. Stride Length [m]	7.0	7.5	7.6	7.7	7.7	7.5



- [ ] Ranking at each section and finish
- .-.- No data available at this section
- NA No data available



Horse/Jockey Name	Nic Me Some
Final Rank	2
Fastest Section Time (Section)	0:10.87 (600m)
Top Speed [km/h] (Section)	67.1 (600m)
Race State	Finished



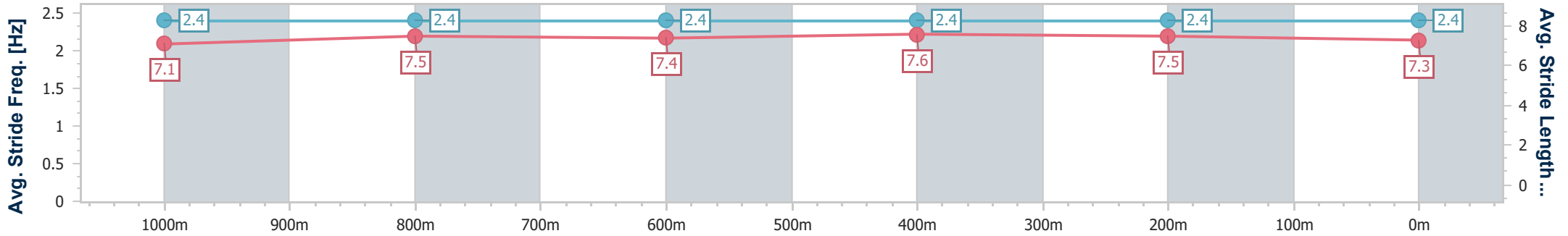
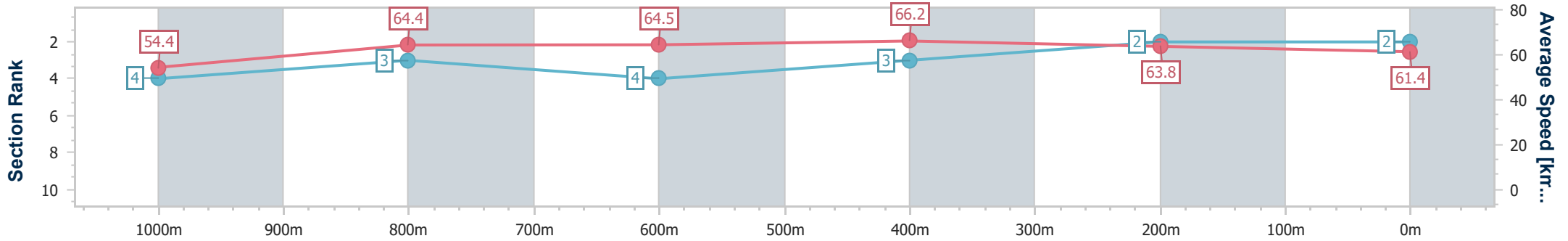
Rockhampton QLD Professional  
 Race 6: GET YOUR YEARLING SALE WEEKEND RACE  
 TICKETS BENCHMARK 55 Handicap - 1200m



16 March 2024 - 16:17

Track Rating: Soft 5, Weather: Showers, Rail Position: +6m

Section	Overall	1000m	800m	600m	400m	200m
Section Times	1:09.93 [2] (0:13.24)	0:56.69 [4] (0:11.26)	0:45.43 [3] (0:11.53)	0:33.90 [4] (0:10.87)	0:23.03 [3] (0:11.30)	0:11.73 [2] (0:11.73)
Average Speed [km/h]	54.4	64.4	64.5	66.2	63.8	61.4
Top Speed [km/h]	66.2	66.3	66.7	67.1	66.3	63.1
Avg. Dist. to Rail [m]	1.5	1.0	4.1	2.6	3.4	4.7
Avg. Stride Freq. [Hz]	2.4	2.4	2.4	2.4	2.4	2.4
Avg. Stride Length [m]	7.1	7.5	7.4	7.6	7.5	7.3



- [ ] Ranking at each section and finish
- .-.- No data available at this section
- NA No data available





Horse/Jockey Name	Skylight Song
Final Rank	3
Fastest Section Time (Section)	0:11.02 (600m)
Top Speed [km/h] (Section)	66.7 (600m)
Race State	Finished



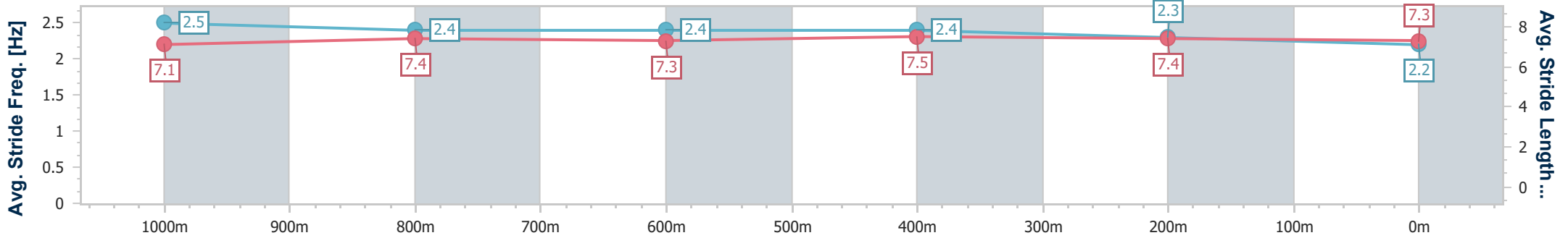
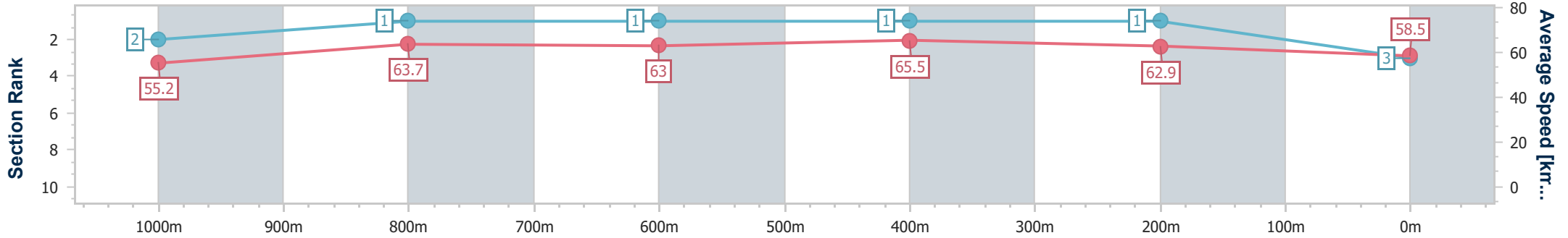
Rockhampton QLD Professional  
 Race 6: GET YOUR YEARLING SALE WEEKEND RACE  
 TICKETS BENCHMARK 55 Handicap - 1200m



16 March 2024 - 16:17

Track Rating: Soft 5, Weather: Showers, Rail Position: +6m

Section	Overall	1000m	800m	600m	400m	200m
Section Times	1:10.46 [3] (0:13.05)	0:57.41 [2] (0:11.16)	0:46.25 [1] (0:11.48)	0:34.77 [1] (0:11.02)	0:23.75 [1] (0:11.44)	0:12.31 [1] (0:12.31)
Average Speed [km/h]	55.2	63.7	63.0	65.5	62.9	58.5
Top Speed [km/h]	66.1	66.1	65.0	66.7	66.4	62.2
Avg. Dist. to Rail [m]	0.7	1.9	1.1	2.3	2.6	5.3
Avg. Stride Freq. [Hz]	2.5	2.4	2.4	2.4	2.3	2.2
Avg. Stride Length [m]	7.1	7.4	7.3	7.5	7.4	7.3



- [ ] Ranking at each section and finish
- .-.- No data available at this section
- NA No data available



Horse/Jockey Name	Whakamiharo
Final Rank	4
Fastest Section Time (Section)	0:10.96 (600m)
Top Speed [km/h] (Section)	66.5 (600m)
Race State	Finished



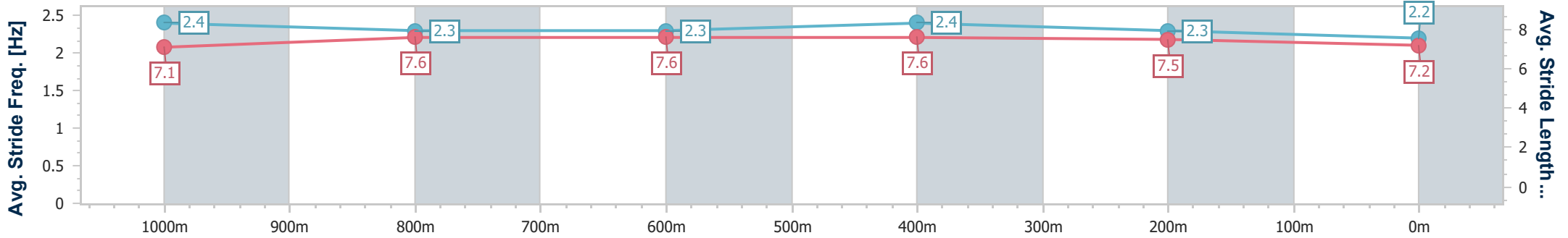
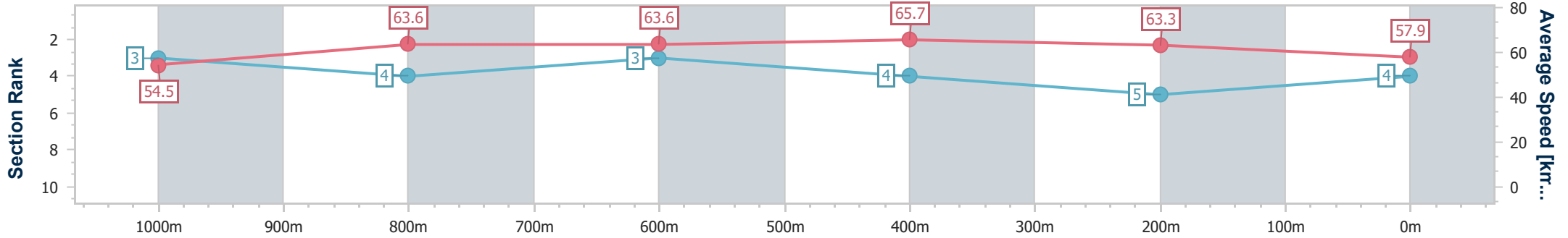
Rockhampton QLD Professional  
 Race 6: GET YOUR YEARLING SALE WEEKEND RACE  
 TICKETS BENCHMARK 55 Handicap - 1200m



16 March 2024 - 16:17

Track Rating: Soft 5, Weather: Showers, Rail Position: +6m

Section	Overall	1000m	800m	600m	400m	200m
Section Times	1:10.78 [4] (0:13.22)	0:57.56 [3] (0:11.36)	0:46.20 [4] (0:11.43)	0:34.77 [3] (0:10.96)	0:23.81 [4] (0:11.39)	0:12.42 [5] (0:12.42)
Average Speed [km/h]	54.5	63.6	63.6	65.7	63.3	57.9
Top Speed [km/h]	65.3	65.3	65.1	66.5	65.9	61.3
Avg. Dist. to Rail [m]	2.8	0.6	1.1	4.5	5.7	5.2
Avg. Stride Freq. [Hz]	2.4	2.3	2.3	2.4	2.3	2.2
Avg. Stride Length [m]	7.1	7.6	7.6	7.6	7.5	7.2



- [ ] Ranking at each section and finish
- .-.- No data available at this section
- NA No data available



Horse/Jockey Name	Blue Jacket
Final Rank	5
Fastest Section Time (Section)	0:10.77 (600m)
Top Speed [km/h] (Section)	68.4 (600m)
Race State	Finished



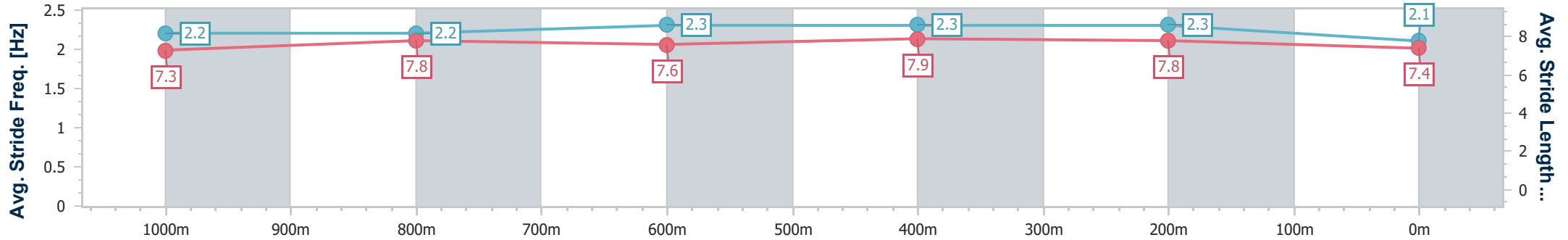
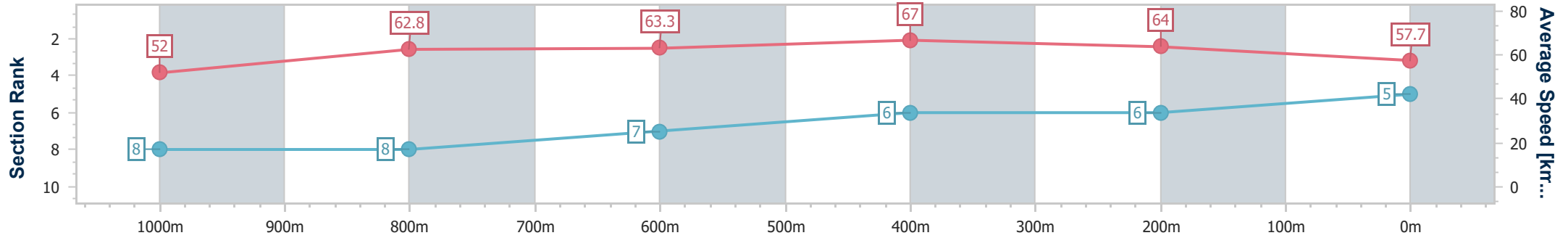
Rockhampton QLD Professional  
 Race 6: GET YOUR YEARLING SALE WEEKEND RACE  
 TICKETS BENCHMARK 55 Handicap - 1200m



16 March 2024 - 16:17

Track Rating: Soft 5, Weather: Showers, Rail Position: +6m

Section	Overall	1000m	800m	600m	400m	200m
Section Times	1:11.06 [5] (0:13.84)	0:57.22 [8] (0:11.31)	0:45.91 [8] (0:11.42)	0:34.49 [7] (0:10.77)	0:23.72 [6] (0:11.22)	0:12.50 [6] (0:12.50)
Average Speed [km/h]	52.0	62.8	63.3	67.0	64.0	57.7
Top Speed [km/h]	62.6	63.9	64.9	68.4	66.9	61.2
Avg. Dist. to Rail [m]	2.7	2.0	1.1	2.2	4.0	5.8
Avg. Stride Freq. [Hz]	2.2	2.2	2.3	2.3	2.3	2.1
Avg. Stride Length [m]	7.3	7.8	7.6	7.9	7.8	7.4



- [ ] Ranking at each section and finish
- .-.- No data available at this section
- NA No data available



Horse/Jockey Name	Moonscape
Final Rank	6
Fastest Section Time (Section)	0:10.89 (600m)
Top Speed [km/h] (Section)	67.1 (600m)
Race State	Finished



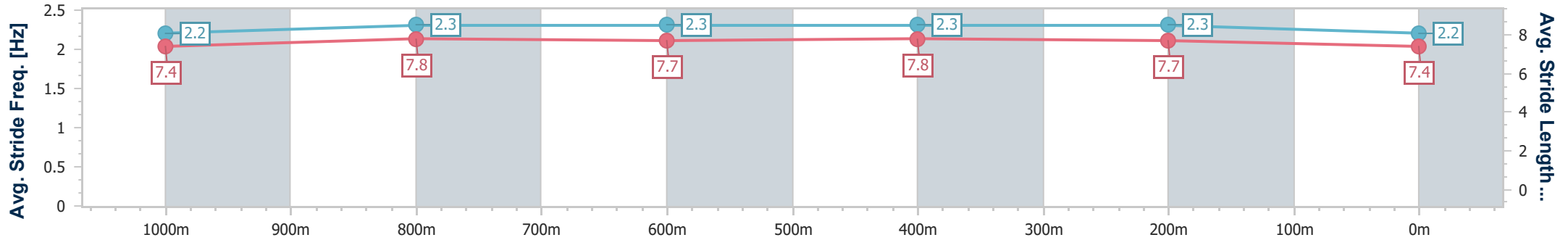
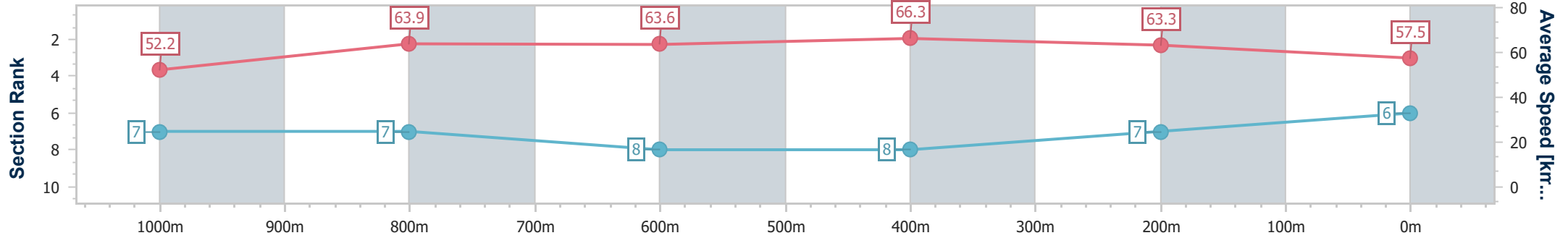
Rockhampton QLD Professional  
 Race 6: GET YOUR YEARLING SALE WEEKEND RACE  
 TICKETS BENCHMARK 55 Handicap - 1200m



16 March 2024 - 16:17

Track Rating: Soft 5, Weather: Showers, Rail Position: +6m

Section	Overall	1000m	800m	600m	400m	200m
Section Times	1:11.46 [6] (0:13.80)	0:57.66 [7] (0:11.30)	0:46.36 [7] (0:11.56)	0:34.80 [8] (0:10.89)	0:23.91 [8] (0:11.37)	0:12.54 [7] (0:12.54)
Average Speed [km/h]	52.2	63.9	63.6	66.3	63.3	57.5
Top Speed [km/h]	62.7	65.1	65.5	67.1	65.4	61.9
Avg. Dist. to Rail [m]	0.6	0.6	2.7	5.6	6.1	6.3
Avg. Stride Freq. [Hz]	2.2	2.3	2.3	2.3	2.3	2.2
Avg. Stride Length [m]	7.4	7.8	7.7	7.8	7.7	7.4



- [ ] Ranking at each section and finish
- .-.- No data available at this section
- NA No data available



Horse/Jockey Name	Ruffin' It
Final Rank	7
Fastest Section Time (Section)	0:11.17 (600m)
Top Speed [km/h] (Section)	65.1 (600m)
Race State	Finished



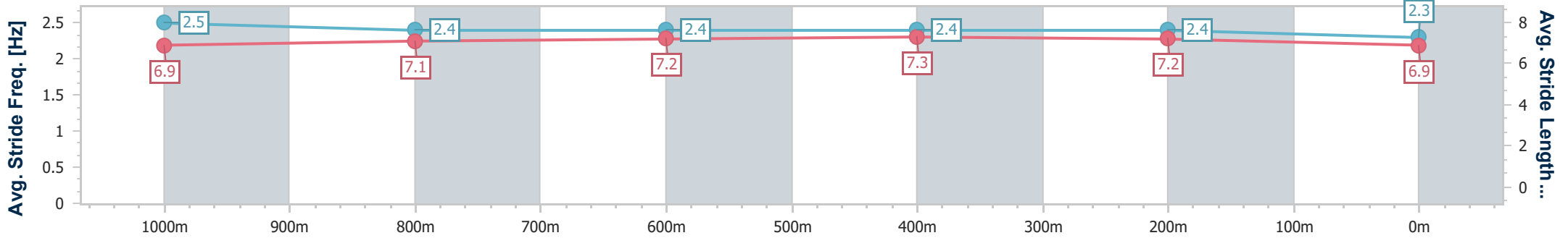
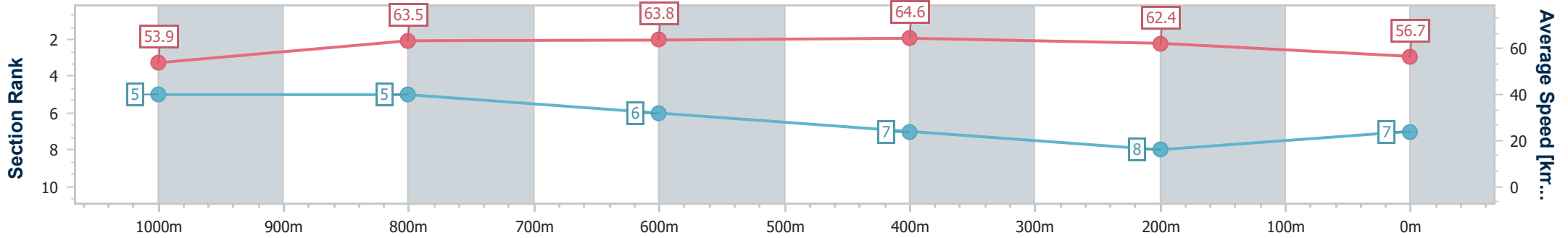
Rockhampton QLD Professional  
 Race 6: GET YOUR YEARLING SALE WEEKEND RACE  
 TICKETS BENCHMARK 55 Handicap - 1200m



16 March 2024 - 16:17

Track Rating: Soft 5, Weather: Showers, Rail Position: +6m

Section	Overall	1000m	800m	600m	400m	200m
Section Times	1:11.65 [7] (0:13.37)	0:58.28 [5] (0:11.37)	0:46.91 [5] (0:11.50)	0:35.41 [6] (0:11.17)	0:24.24 [7] (0:11.55)	0:12.69 [8] (0:12.69)
Average Speed [km/h]	53.9	63.5	63.8	64.6	62.4	56.7
Top Speed [km/h]	64.1	64.5	64.2	65.1	64.3	59.8
Avg. Dist. to Rail [m]	0.7	0.7	2.6	4.1	4.6	5.2
Avg. Stride Freq. [Hz]	2.5	2.4	2.4	2.4	2.4	2.3
Avg. Stride Length [m]	6.9	7.1	7.2	7.3	7.2	6.9



- [ ] Ranking at each section and finish
- .-.- No data available at this section
- NA No data available



Horse/Jockey Name	Fav's Flyer
Final Rank	8
Fastest Section Time (Section)	0:10.95 (600m)
Top Speed [km/h] (Section)	66.9 (Overall)
Race State	Finished



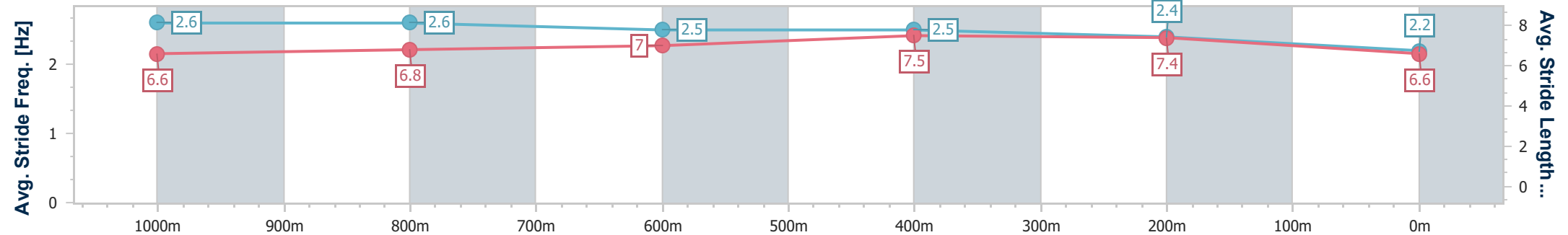
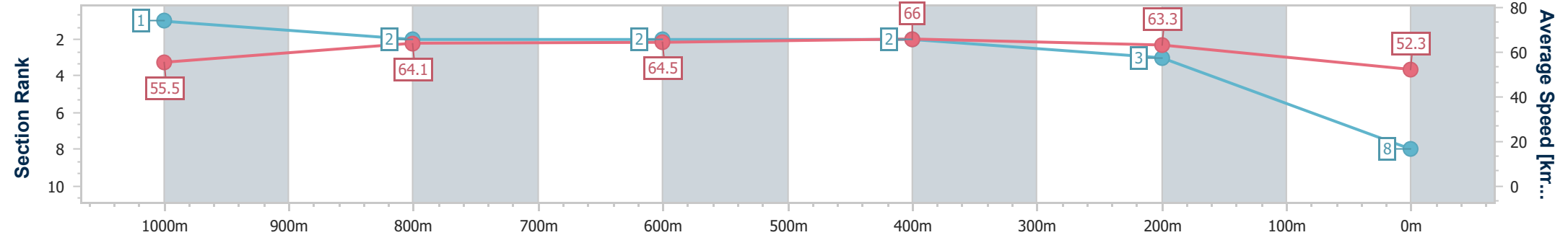
Rockhampton QLD Professional  
 Race 6: GET YOUR YEARLING SALE WEEKEND RACE  
 TICKETS BENCHMARK 55 Handicap - 1200m



16 March 2024 - 16:17

Track Rating: Soft 5, Weather: Showers, Rail Position: +6m

Section	Overall	1000m	800m	600m	400m	200m
Section Times	1:11.98 [8] (0:12.99)	0:58.99 [1] (0:11.37)	0:47.62 [2] (0:11.52)	0:36.10 [2] (0:10.95)	0:25.15 [2] (0:11.37)	0:13.78 [3] (0:13.78)
Average Speed [km/h]	55.5	64.1	64.5	66.0	63.3	52.3
Top Speed [km/h]	66.9	66.7	65.5	66.8	65.7	60.6
Avg. Dist. to Rail [m]	1.6	1.5	4.2	5.5	5.0	4.6
Avg. Stride Freq. [Hz]	2.6	2.6	2.5	2.5	2.4	2.2
Avg. Stride Length [m]	6.6	6.8	7.0	7.5	7.4	6.6



- [ ] Ranking at each section and finish
- .-.- No data available at this section
- NA No data available