



Aquis Park Gold Coast Poly QLD Professional

Race 1: Total Tools Burleigh Waters Maiden Handicap - 1200m



23 March 2024 - 12:50

Track Rating: Synthetic, Weather: Overcast, Rail Position: True

Section		Field Times										Last 600m					
		Overall	1000m	800m	600m	400m	200m						0:35.33				
		1:10.79 (0:13.44)	0:57.35 (0:10.77)	0:46.58 (0:11.25)	0:35.33 (0:11.42)	0:23.91 (0:11.76)	0:12.15 (0:12.15)										
Rank	TAB	Horse/Jockey	Barrier	Top Speed [km/h]	Fastest Section											Margin	Distance Travelled [m]
1	7	FOREBEARS Rikki Jamieson	7	68.5	0:10.78	1:10.79 [1] (0:13.44)	0:57.35 [1] (0:10.78)	0:46.57 [2] (0:11.24)	0:35.33 [1] (0:11.42)	0:23.91 [1] (0:11.76)	0:12.15 [1] (0:12.15)	1:10.79	0:35.33				
2	6	I AM AMAZES Jai Williams	6	68.1	0:10.79	1:11.04 [2] (0:13.87)	0:57.17 [7] (0:10.79)	0:46.38 [7] (0:11.37)	0:35.01 [7] (0:11.23)	0:23.78 [4] (0:11.72)	0:12.06 [4] (0:12.06)	1.3L	0:35.01	+1			
3	3	ANOTHERLOVELYDAY Noel Callow	3	68.8	0:10.81	1:11.05 [3] (0:13.56)	0:57.49 [3] (0:10.81)	0:46.68 [4] (0:11.40)	0:35.28 [4] (0:11.51)	0:23.77 [5] (0:11.68)	0:12.09 [3] (0:12.09)	1.4L	0:35.28	+9			
4	2	DECISIVELY Elione Chaves	2	68.7	0:10.73	1:11.07 [4] (0:13.62)	0:57.45 [4] (0:10.73)	0:46.72 [3] (0:11.34)	0:35.38 [3] (0:11.39)	0:23.99 [3] (0:11.82)	0:12.17 [2] (0:12.17)	1.5L	0:35.38	+6			
5	5	ENUFF STOP IT Emily Lang	5	69.4	0:10.72	1:11.82 [5] (0:13.49)	0:58.33 [2] (0:10.72)	0:47.61 [1] (0:11.25)	0:36.36 [1] (0:11.46)	0:24.90 [2] (0:12.07)	0:12.83 [5] (0:12.83)	5.8L	0:36.36	+4			
6	1	ZOUGIRL Corey Bayliss	1	67.7	0:10.87	1:12.16 [6] (0:13.71)	0:58.45 [6] (0:10.87)	0:47.58 [6] (0:11.51)	0:36.07 [8] (0:11.82)	0:24.25 [8] (0:12.10)	0:12.15 [8] (0:12.15)	7.6L	0:36.07	-3			
7	4	CHAYSE'N' THE KING Michael Cahill	4	68.0	0:10.76	1:12.42 [7] (0:13.98)	0:58.44 [8] (0:10.76)	0:47.68 [8] (0:11.23)	0:36.45 [6] (0:11.36)	0:25.09 [6] (0:12.06)	0:13.03 [6] (0:13.03)	9.1L	0:36.45	+13			
8	8	STAR DIAMOND Girish Goomany	8	68.6	0:10.79	1:12.53 [8] (0:13.70)	0:58.83 [5] (0:10.79)	0:48.04 [5] (0:11.33)	0:36.71 [5] (0:11.69)	0:25.02 [7] (0:12.40)	0:12.62 [7] (0:12.62)	9.6L	0:36.71	+13			

[] Ranking at each section and finish
 -:-:- No data available at this section
 NA No data available

SCN Saddle cloth number
 DNF Did not finish
 DNT Did not track



Horse/Jockey Name	Forebears
Final Rank	1
Fastest Section Time (Section)	0:10.78 (1000m)
Top Speed [km/h] (Section)	68.5 (1000m)
Race State	Finished



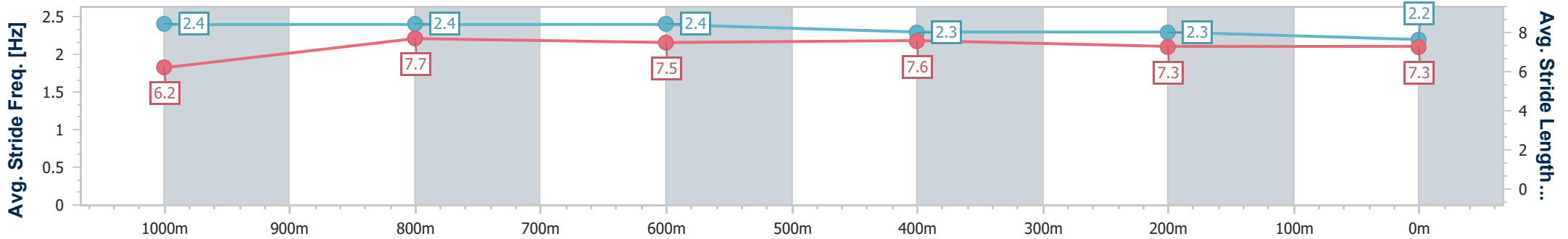
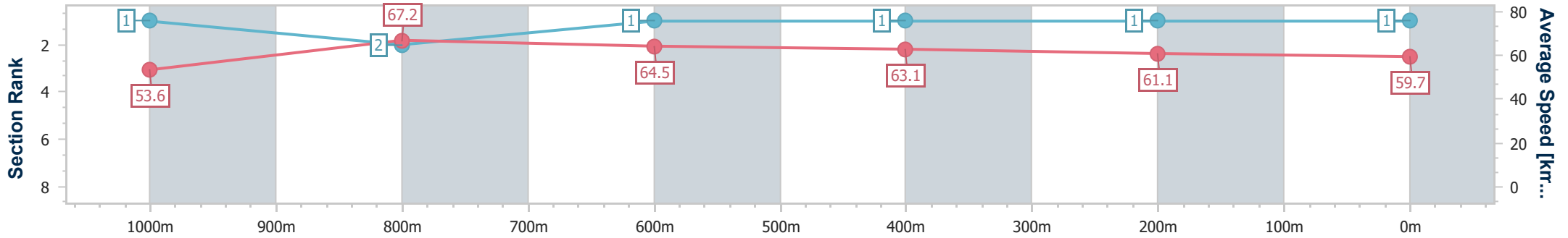
Aquis Park Gold Coast Poly QLD Professional
 Race 1: Total Tools Burleigh Waters Maiden Handicap - 1200m



23 March 2024 - 12:50

Track Rating: Synthetic, Weather: Overcast, Rail Position: True

Section	Overall	1000m	800m	600m	400m	200m
Section Times	1:10.79 [1] (0:13.44)	0:57.35 [1] (0:10.78)	0:46.57 [2] (0:11.24)	0:35.33 [1] (0:11.42)	0:23.91 [1] (0:11.76)	0:12.15 [1] (0:12.15)
Average Speed [km/h]	53.6	67.2	64.5	63.1	61.1	59.7
Top Speed [km/h]	68.2	68.5	65.3	64.7	61.9	60.3
Avg. Dist. to Rail [m]	2.9	1.3	1.2	0.8	0.4	0.7
Avg. Stride Freq. [Hz]	2.4	2.4	2.4	2.3	2.3	2.2
Avg. Stride Length [m]	6.2	7.7	7.5	7.6	7.3	7.3



- [] Ranking at each section and finish
- .-.- No data available at this section
- NA No data available



Horse/Jockey Name	I Am Amazes
Final Rank	2
Fastest Section Time (Section)	0:10.79 (1000m)
Top Speed [km/h] (Section)	68.1 (1000m)
Race State	Finished



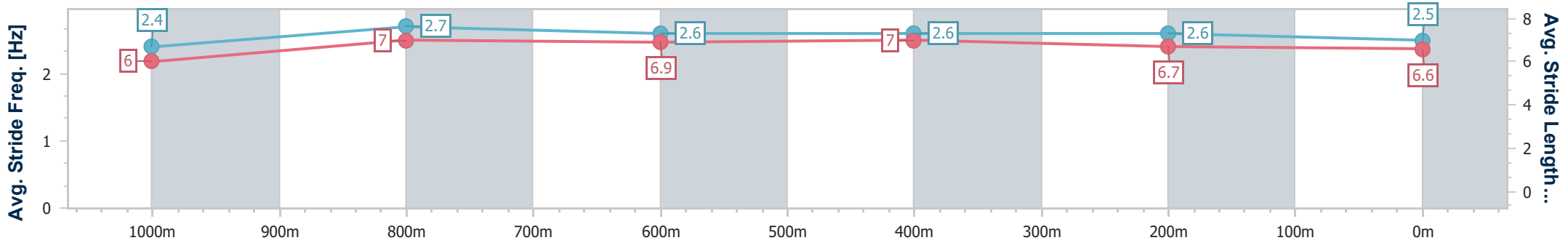
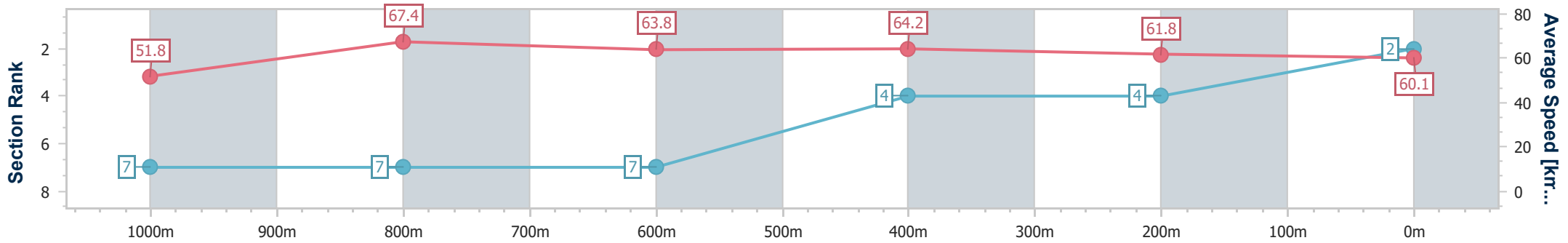
Aquis Park Gold Coast Poly QLD Professional
Race 1: Total Tools Burleigh Waters Maiden Handicap - 1200m



23 March 2024 - 12:50

Track Rating: Synthetic, Weather: Overcast, Rail Position: True

Section	Overall	1000m	800m	600m	400m	200m								
Section Times	1:11.04 [2] (0:13.87)	0:57.17 [7] (0:10.79)	0:46.38 [7] (0:11.37)	0:35.01 [7] (0:11.23)	0:23.78 [4] (0:11.72)	0:12.06 [4] (0:12.06)								
Average Speed [km/h]	51.8	67.4	63.8	64.2	61.8	60.1								
Top Speed [km/h]	66.4	68.1	64.7	64.7	63.3	61.5								
Avg. Dist. to Rail [m]	0.1	1.3	1.9	0.7	2.3	4.6								
Avg. Stride Freq. [Hz]	2.4	2.7	2.6	2.6	2.6	2.5								
Avg. Stride Length [m]	6.0	7.0	6.9	7.0	6.7	6.6								



- [] Ranking at each section and finish
- .-.- No data available at this section
- NA No data available



Horse/Jockey Name	Anotherlovelyday
Final Rank	3
Fastest Section Time (Section)	0:10.81 (1000m)
Top Speed [km/h] (Section)	68.8 (1000m)
Race State	Finished



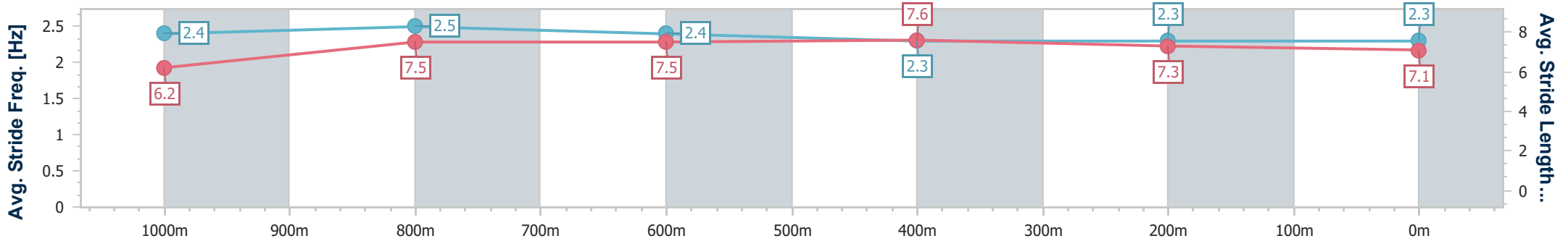
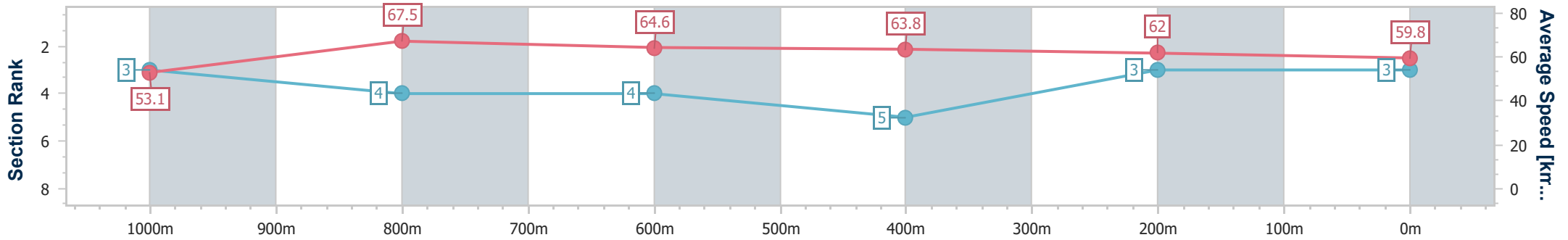
Aquis Park Gold Coast Poly QLD Professional
 Race 1: Total Tools Burleigh Waters Maiden Handicap - 1200m



23 March 2024 - 12:50

Track Rating: Synthetic, Weather: Overcast, Rail Position: True

Section	Overall	1000m	800m	600m	400m	200m
Section Times	1:11.05 [3] (0:13.56)	0:57.49 [3] (0:10.81)	0:46.68 [4] (0:11.40)	0:35.28 [4] (0:11.51)	0:23.77 [5] (0:11.68)	0:12.09 [3] (0:12.09)
Average Speed [km/h]	53.1	67.5	64.6	63.8	62.0	59.8
Top Speed [km/h]	66.4	68.8	65.3	65.1	63.0	61.9
Avg. Dist. to Rail [m]	2.4	2.7	4.5	4.0	1.9	3.5
Avg. Stride Freq. [Hz]	2.4	2.5	2.4	2.3	2.3	2.3
Avg. Stride Length [m]	6.2	7.5	7.5	7.6	7.3	7.1



- [] Ranking at each section and finish
- .-.- No data available at this section
- NA No data available



Horse/Jockey Name	Decisively
Final Rank	4
Fastest Section Time (Section)	0:10.73 (1000m)
Top Speed [km/h] (Section)	68.7 (1000m)
Race State	Finished



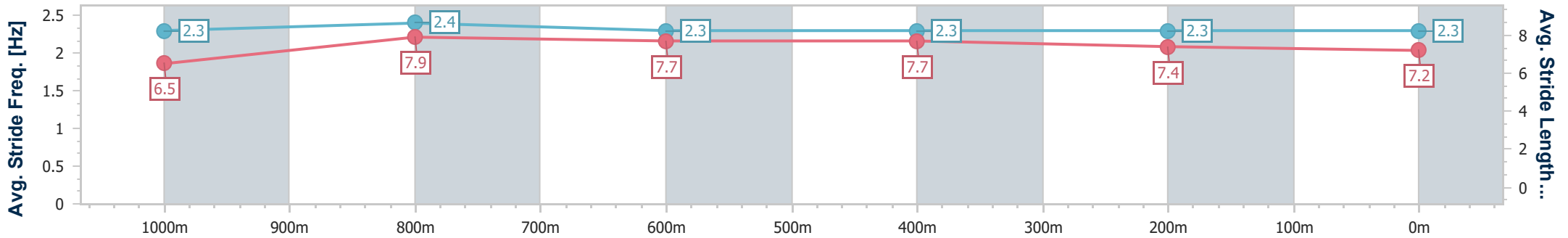
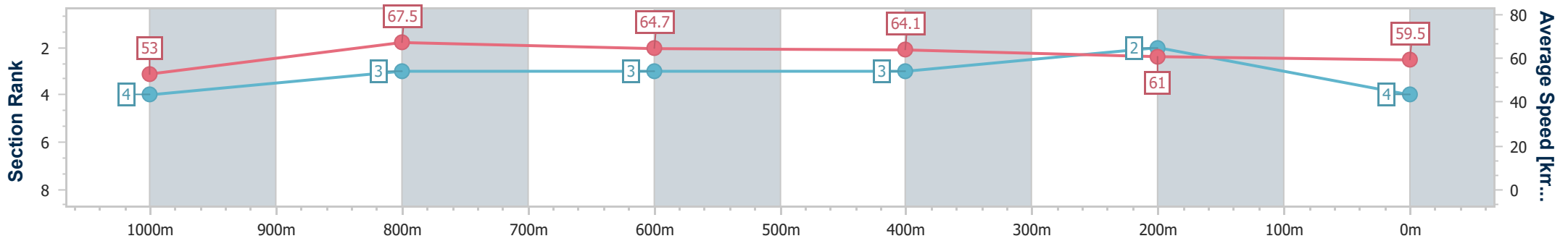
Aquis Park Gold Coast Poly QLD Professional
Race 1: Total Tools Burleigh Waters Maiden Handicap - 1200m



23 March 2024 - 12:50

Track Rating: Synthetic, Weather: Overcast, Rail Position: True

Section	Overall	1000m	800m	600m	400m	200m
Section Times	1:11.07 [4] (0:13.62)	0:57.45 [4] (0:10.73)	0:46.72 [3] (0:11.34)	0:35.38 [3] (0:11.39)	0:23.99 [3] (0:11.82)	0:12.17 [2] (0:12.17)
Average Speed [km/h]	53.0	67.5	64.7	64.1	61.0	59.5
Top Speed [km/h]	67.7	68.7	65.5	64.7	62.3	60.8
Avg. Dist. to Rail [m]	3.2	2.3	3.7	3.0	1.5	3.5
Avg. Stride Freq. [Hz]	2.3	2.4	2.3	2.3	2.3	2.3
Avg. Stride Length [m]	6.5	7.9	7.7	7.7	7.4	7.2



- [] Ranking at each section and finish
- .-.- No data available at this section
- NA No data available



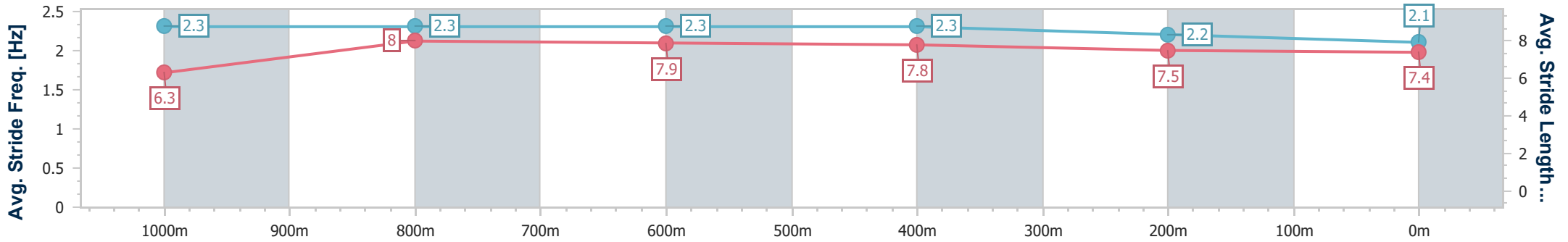
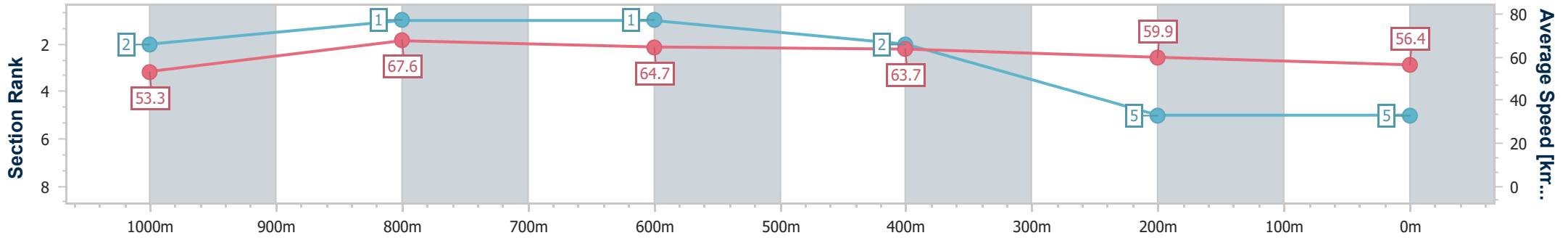
Horse/Jockey Name	Enuff Stop It
Final Rank	5
Fastest Section Time (Section)	0:10.72 (1000m)
Top Speed [km/h] (Section)	69.4 (1000m)
Race State	Finished



Aquis Park Gold Coast Poly QLD Professional
 Race 1: Total Tools Burleigh Waters Maiden Handicap - 1200m
 23 March 2024 - 12:50
 Track Rating: Synthetic, Weather: Overcast, Rail Position: True



Section	Overall	1000m	800m	600m	400m	200m
Section Times	1:11.82 [5] (0:13.49)	0:58.33 [2] (0:10.72)	0:47.61 [1] (0:11.25)	0:36.36 [1] (0:11.46)	0:24.90 [2] (0:12.07)	0:12.83 [5] (0:12.83)
Average Speed [km/h]	53.3	67.6	64.7	63.7	59.9	56.4
Top Speed [km/h]	68.3	69.4	65.2	65.1	61.9	57.8
Avg. Dist. to Rail [m]	5.0	2.7	2.5	2.5	1.4	3.2
Avg. Stride Freq. [Hz]	2.3	2.3	2.3	2.3	2.2	2.1
Avg. Stride Length [m]	6.3	8.0	7.9	7.8	7.5	7.4



- [] Ranking at each section and finish
- .-.- No data available at this section
- NA No data available



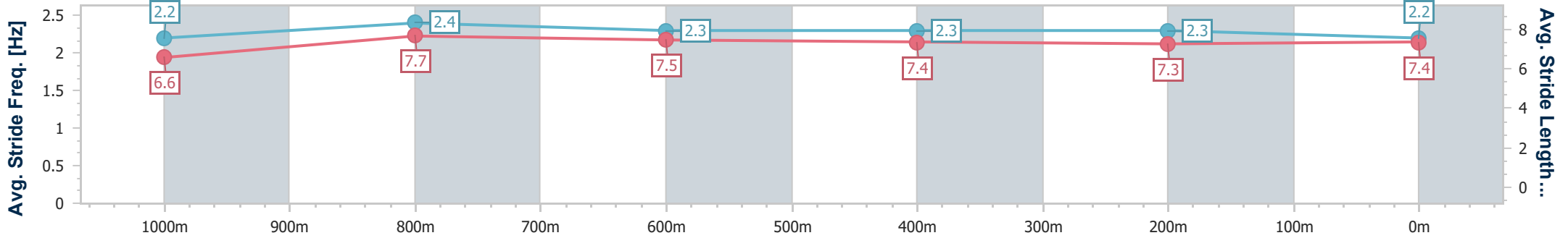
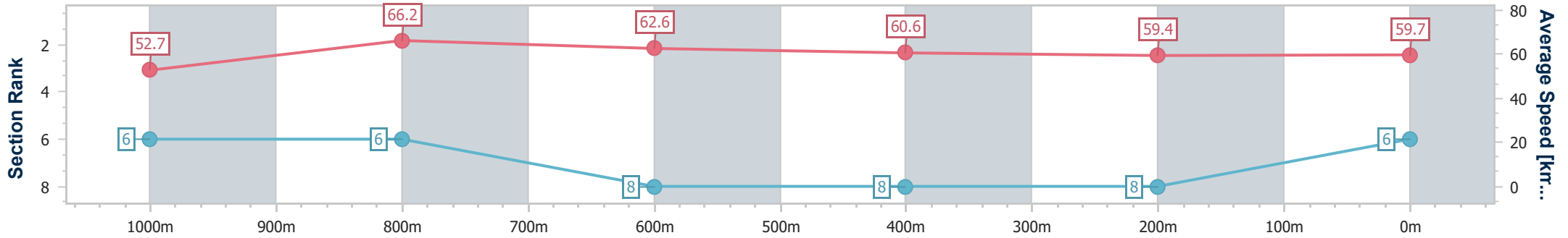
Horse/Jockey Name	Zougirl
Final Rank	6
Fastest Section Time (Section)	0:10.87 (1000m)
Top Speed [km/h] (Section)	67.7 (1000m)
Race State	Finished



Aquis Park Gold Coast Poly QLD Professional
 Race 1: Total Tools Burleigh Waters Maiden Handicap - 1200m
 23 March 2024 - 12:50
 Track Rating: Synthetic, Weather: Overcast, Rail Position: True



Section	Overall	1000m	800m	600m	400m	200m
Section Times	1:12.16 [6] (0:13.71)	0:58.45 [6] (0:10.87)	0:47.58 [6] (0:11.51)	0:36.07 [8] (0:11.82)	0:24.25 [8] (0:12.10)	0:12.15 [8] (0:12.15)
Average Speed [km/h]	52.7	66.2	62.6	60.6	59.4	59.7
Top Speed [km/h]	67.5	67.7	63.4	62.5	59.7	60.3
Avg. Dist. to Rail [m]	1.3	0.8	0.3	0.5	0.6	0.2
Avg. Stride Freq. [Hz]	2.2	2.4	2.3	2.3	2.3	2.2
Avg. Stride Length [m]	6.6	7.7	7.5	7.4	7.3	7.4



- [] Ranking at each section and finish
- .-.- No data available at this section
- NA No data available



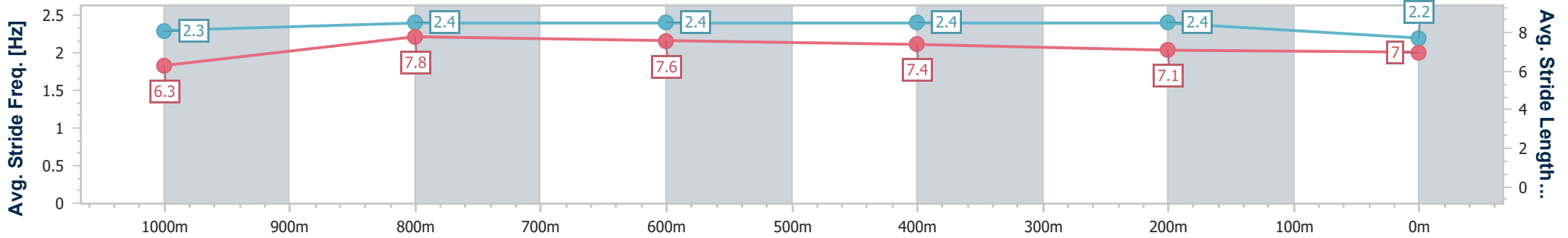
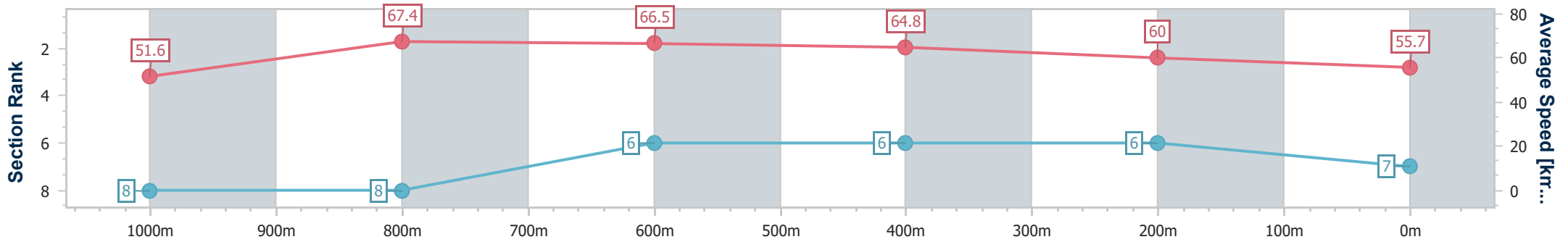
Horse/Jockey Name	Chayse'n' The King
Final Rank	7
Fastest Section Time (Section)	0:10.76 (1000m)
Top Speed [km/h] (Section)	68.0 (1000m)
Race State	Finished



Aquis Park Gold Coast Poly QLD Professional
 Race 1: Total Tools Burleigh Waters Maiden Handicap - 1200m
 23 March 2024 - 12:50
 Track Rating: Synthetic, Weather: Overcast, Rail Position: True



Section	Overall	1000m	800m	600m	400m	200m
Section Times	1:12.42 [7] (0:13.98)	0:58.44 [8] (0:10.76)	0:47.68 [8] (0:11.23)	0:36.45 [6] (0:11.36)	0:25.09 [6] (0:12.06)	0:13.03 [6] (0:13.03)
Average Speed [km/h]	51.6	67.4	66.5	64.8	60.0	55.7
Top Speed [km/h]	66.9	68.0	67.5	66.7	63.5	57.4
Avg. Dist. to Rail [m]	6.6	3.4	6.0	5.3	4.3	5.8
Avg. Stride Freq. [Hz]	2.3	2.4	2.4	2.4	2.4	2.2
Avg. Stride Length [m]	6.3	7.8	7.6	7.4	7.1	7.0



- [] Ranking at each section and finish
- .-.- No data available at this section
- NA No data available



Horse/Jockey Name	Star Diamond
Final Rank	8
Fastest Section Time (Section)	0:10.79 (1000m)
Top Speed [km/h] (Section)	68.6 (1000m)
Race State	Finished



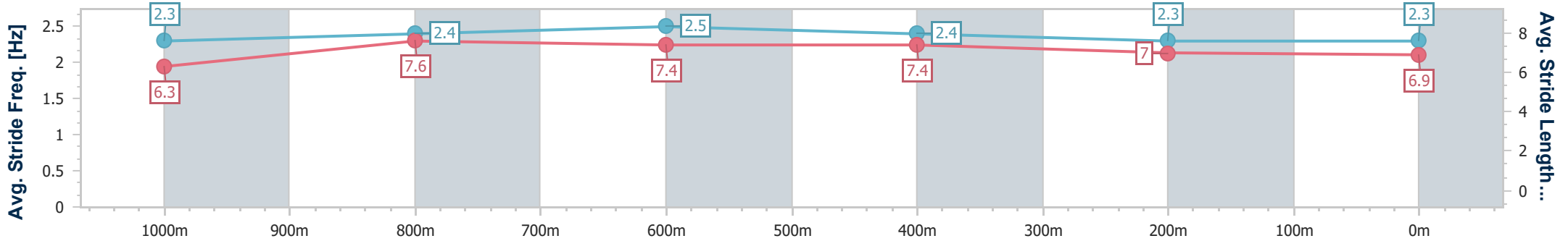
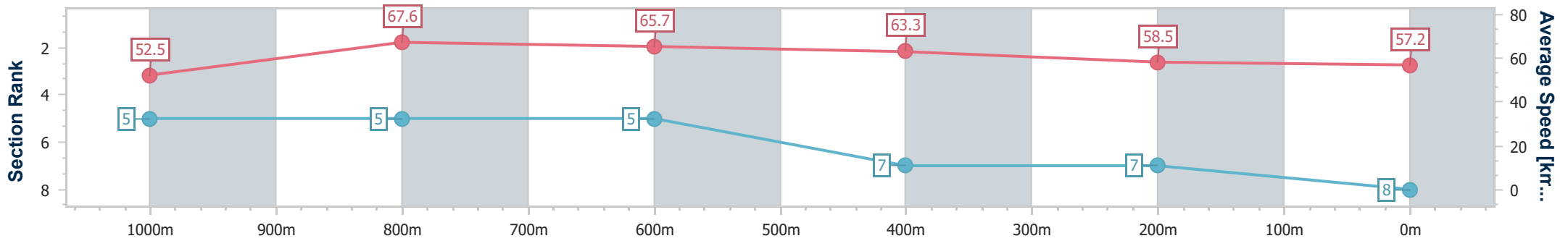
Aquis Park Gold Coast Poly QLD Professional
Race 1: Total Tools Burleigh Waters Maiden Handicap - 1200m



23 March 2024 - 12:50

Track Rating: Synthetic, Weather: Overcast, Rail Position: True

Section	Overall	1000m	800m	600m	400m	200m
Section Times	1:12.53 [8] (0:13.70)	0:58.83 [5] (0:10.79)	0:48.04 [5] (0:11.33)	0:36.71 [5] (0:11.69)	0:25.02 [7] (0:12.40)	0:12.62 [7] (0:12.62)
Average Speed [km/h]	52.5	67.6	65.7	63.3	58.5	57.2
Top Speed [km/h]	68.2	68.6	67.5	64.6	60.0	58.7
Avg. Dist. to Rail [m]	5.1	3.1	6.2	5.7	3.1	4.2
Avg. Stride Freq. [Hz]	2.3	2.4	2.5	2.4	2.3	2.3
Avg. Stride Length [m]	6.3	7.6	7.4	7.4	7.0	6.9



- [] Ranking at each section and finish
- .-.-.- No data available at this section
- NA No data available

Track Rating: Synthetic , Weather: Overcast, Rail Position: True

Section		Overall	1400m	1200m	1000m	800m	600m	400m	Last 600m				
Field Times		1:33.57 (0:10.20)	1:23.37 (0:11.47)	1:11.90 (0:11.24)	1:00.66 (0:11.52)	0:49.14 (0:11.75)	0:37.39 (0:12.20)	0:25.19 (0:12.64)	0:37.39				
Rank	TAB Horse/Jockey	Barrier	Top Speed [km/h]	Fastest Section									Distance Travelled [m]
1	3 SIERRA DE GREDOS Elione Chaves	3	65.3 1200m	0:10.57 Overall	1:33.57 [1] (0:10.57)	1:23.00 [4] (0:11.60)	1:11.40 [5] (0:11.11)	1:00.29 [3] (0:11.75)	0:48.54 [3] (0:11.74)	0:36.80 [3] (0:11.84)	0:24.96 [3] (0:12.41)	0:36.80	
2	2 NAILS AND PRIDE Michael Cahill	2	64.1 1400m	0:10.24 Overall	1:34.25 [2] (0:10.24)	1:24.01 [3] (0:11.45)	1:12.56 [2] (0:11.44)	1:01.12 [2] (0:11.73)	0:49.39 [2] (0:11.86)	0:37.53 [2] (0:11.87)	0:25.66 [2] (0:12.49)	0:37.53	-8
3	8 CYBERWARS Emily Lang	8	65.5 1200m	0:10.21 Overall	1:34.92 [3] (0:10.21)	1:24.71 [2] (0:11.74)	1:12.97 [3] (0:11.37)	1:01.60 [4] (0:11.76)	0:49.84 [4] (0:11.89)	0:37.95 [4] (0:11.94)	0:26.01 [4] (0:12.56)	0:37.95	-7
4	7 MICK'S PASSION Girish Goomany	7	63.9 1400m	0:10.59 Overall	1:34.93 [4] (0:10.59)	1:24.34 [5] (0:11.53)	1:12.81 [4] (0:11.49)	1:01.32 [6] (0:11.65)	0:49.67 [5] (0:11.91)	0:37.76 [5] (0:12.25)	0:25.51 [5] (0:12.58)	0:37.76	-13
5	6 PARCHEMIN Noel Callow	6	66.0 1400m	0:10.20 Overall	1:35.35 [5] (0:10.20)	1:25.15 [1] (0:11.47)	1:13.68 [1] (0:11.24)	1:02.44 [1] (0:11.52)	0:50.92 [1] (0:11.75)	0:39.17 [1] (0:12.20)	0:26.97 [1] (0:12.90)	0:39.17	-2
6	4 BETTER BE BRIEF Cody Collis	4	64.5 1400m	0:10.77 Overall	1:35.66 [6] (0:10.77)	1:24.89 [7] (0:11.67)	1:13.22 [7] (0:11.43)	1:01.79 [7] (0:11.67)	0:50.12 [7] (0:11.83)	0:38.29 [6] (0:12.20)	0:26.09 [6] (0:12.66)	0:38.29	-4
7	5 I'M INSPIRED Jai Williams	5	68.0 1200m	0:10.69 Overall	1:41.63 [7] (0:10.69)	1:30.94 [6] (0:11.56)	1:19.38 [6] (0:11.09)	1:08.29 [5] (0:11.99)	0:56.30 [6] (0:12.35)	0:43.95 [7] (0:12.77)	0:31.18 [7] (0:14.81)	0:43.95	+4

Scratched: Hot Peach (#9), Klang Boy (#1)



Aquis Park Gold Coast Poly QLD Professional

Race 2: Bostik Smart Adhesives Maiden Plate - 1540m

23 March 2024 - 13:24



Track Rating: Synthetic , Weather: Overcast, Rail Position: True

Section							200m			Last 600m
Field Times							0:12.55			0:37.39
							(0:12.55)			
Rank	TAB	Horse/Jockey	Barrier	Top Speed [km/h]	Fastest Section	Margin			Distance Travelled [m]	
1	3	SIERRA DE GREDOS	3	65.3	0:10.57	0:12.55 [1]	1:33.57		0:36.80	
		Eliane Chaves		1200m	Overall	(0:12.55)				
2	2	NAILS AND PRIDE	2	64.1	0:10.24	0:13.17 [2]	3.8L		0:37.53	
		Michael Cahill		1400m	Overall	(0:13.17)			-8	
3	8	CYBERWARS	8	65.5	0:10.21	0:13.45 [4]	7.6L		0:37.95	
		Emily Lang		1200m	Overall	(0:13.45)			-7	
4	7	MICK'S PASSION	7	63.9	0:10.59	0:12.93 [5]	7.7L		0:37.76	
		Girish Goomany		1400m	Overall	(0:12.93)			-13	
5	6	PARCHEMIN	6	66.0	0:10.20	0:14.07 [3]	10L		0:39.17	
		Noel Callow		1400m	Overall	(0:14.07)			-2	
6	4	BETTER BE BRIEF	4	64.5	0:10.77	0:13.43 [6]	11.8L		0:38.29	
		Cody Collis		1400m	Overall	(0:13.43)			-4	
7	5	I'M INSPIRED	5	68.0	0:10.69	0:16.37 [7]	46.8L		0:43.95	
		Jai Williams		1200m	Overall	(0:16.37)			+4	

Scratched: Hot Peach (#9), Klang Boy (#1)



Horse/Jockey Name	Sierra De Gredos
Final Rank	1
Fastest Section Time (Section)	0:10.57 (Overall)
Top Speed [km/h] (Section)	65.3 (1200m)
Race State	Finished



Aquis Park Gold Coast Poly QLD Professional

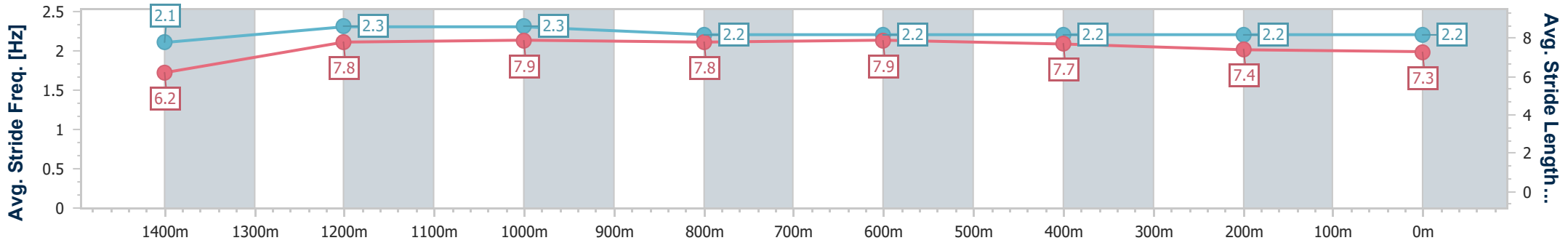
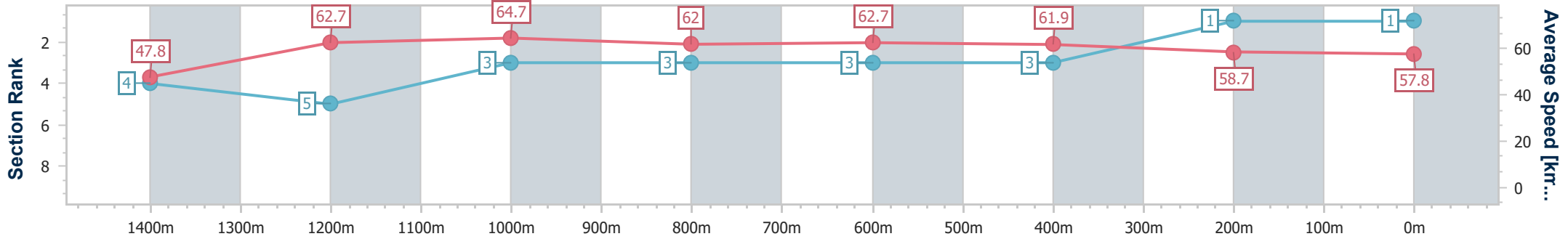
Race 2: Bostik Smart Adhesives Maiden Plate - 1540m



23 March 2024 - 13:24

Track Rating: Synthetic , Weather: Overcast, Rail Position: True

Section	Overall	1400m	1200m	1000m	800m	600m	400m	200m
Section Times	1:33.57 [1] (0:10.57)	1:23.00 [4] (0:11.60)	1:11.40 [5] (0:11.11)	1:00.29 [3] (0:11.75)	0:48.54 [3] (0:11.74)	0:36.80 [3] (0:11.84)	0:24.96 [3] (0:12.41)	0:12.55 [1] (0:12.55)
Average Speed [km/h]	47.8	62.7	64.7	62.0	62.7	61.9	58.7	57.8
Top Speed [km/h]	63.0	64.0	65.3	64.0	63.6	63.3	59.2	58.3
Avg. Dist. to Rail [m]	3.2	1.5	3.1	3.4	3.8	3.2	5.2	3.8
Avg. Stride Freq. [Hz]	2.1	2.3	2.3	2.2	2.2	2.2	2.2	2.2
Avg. Stride Length [m]	6.2	7.8	7.9	7.8	7.9	7.7	7.4	7.3



- [] Ranking at each section and finish
- .-.- No data available at this section
- NA No data available



Horse/Jockey Name	Nails And Pride
Final Rank	2
Fastest Section Time (Section)	0:10.24 (Overall)
Top Speed [km/h] (Section)	64.1 (1400m)
Race State	Finished



Aquis Park Gold Coast Poly QLD Professional

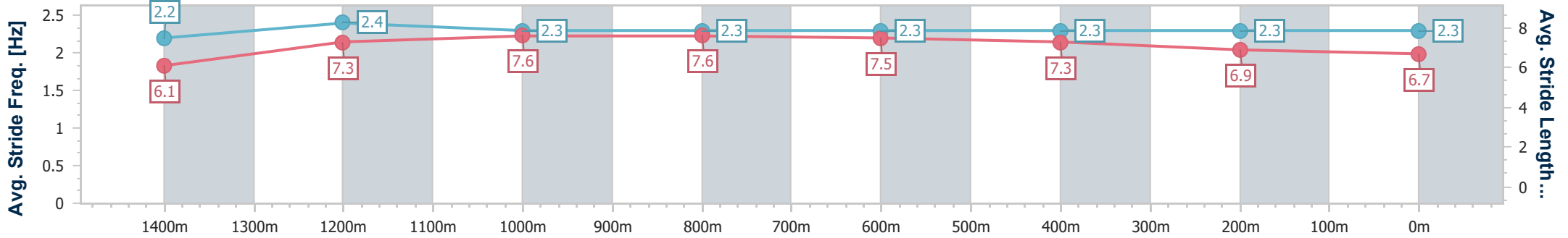
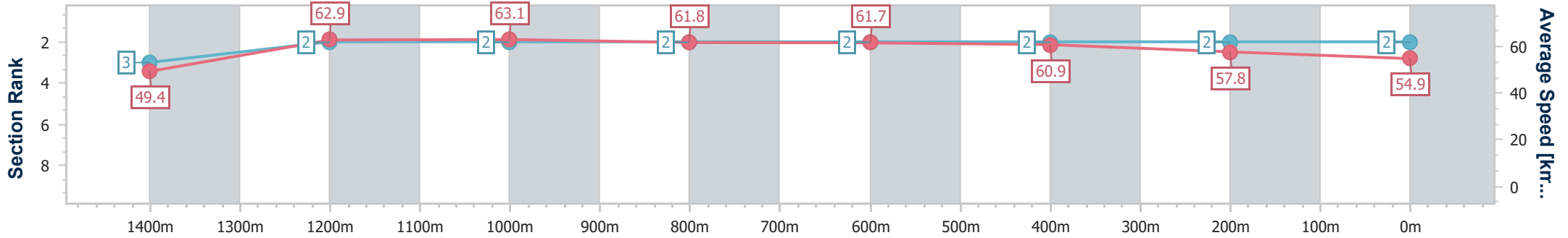
Race 2: Bostik Smart Adhesives Maiden Plate - 1540m



23 March 2024 - 13:24

Track Rating: Synthetic , Weather: Overcast, Rail Position: True

Section	Overall	1400m	1200m	1000m	800m	600m	400m	200m
Section Times	1:34.25 [2] (0:10.24)	1:24.01 [3] (0:11.45)	1:12.56 [2] (0:11.44)	1:01.12 [2] (0:11.73)	0:49.39 [2] (0:11.86)	0:37.53 [2] (0:11.87)	0:25.66 [2] (0:12.49)	0:13.17 [2] (0:13.17)
Average Speed [km/h]	49.4	62.9	63.1	61.8	61.7	60.9	57.8	54.9
Top Speed [km/h]	64.0	64.1	64.0	62.2	62.4	62.1	59.6	56.4
Avg. Dist. to Rail [m]	3.9	0.5	1.2	2.1	2.8	1.2	1.3	1.5
Avg. Stride Freq. [Hz]	2.2	2.4	2.3	2.3	2.3	2.3	2.3	2.3
Avg. Stride Length [m]	6.1	7.3	7.6	7.6	7.5	7.3	6.9	6.7



- [] Ranking at each section and finish
- .-.- No data available at this section
- NA No data available



Horse/Jockey Name	Cyberwars
Final Rank	3
Fastest Section Time (Section)	0:10.21 (Overall)
Top Speed [km/h] (Section)	65.5 (1200m)
Race State	Finished



Aquis Park Gold Coast Poly QLD Professional

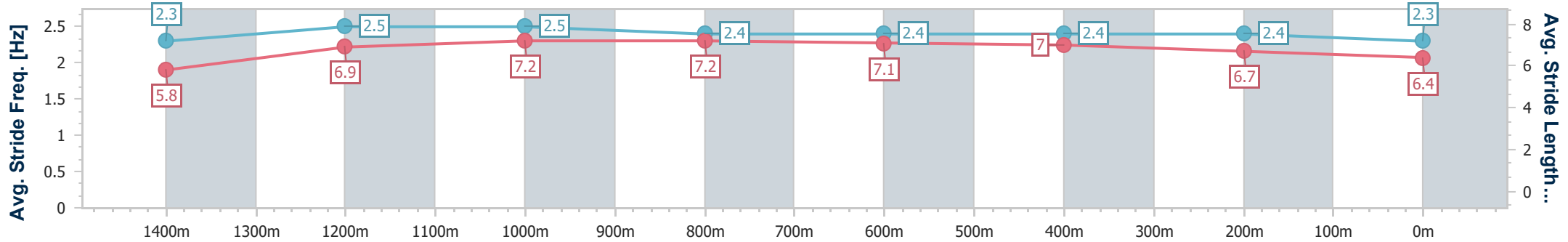
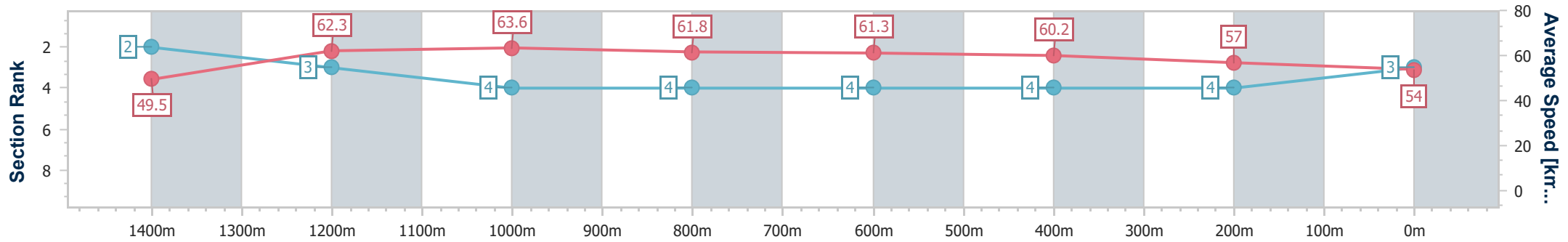
Race 2: Bostik Smart Adhesives Maiden Plate - 1540m

23 March 2024 - 13:24

Track Rating: Synthetic , Weather: Overcast, Rail Position: True



Section	Overall	1400m	1200m	1000m	800m	600m	400m	200m
Section Times	1:34.92 [3] (0:10.21)	1:24.71 [2] (0:11.74)	1:12.97 [3] (0:11.37)	1:01.60 [4] (0:11.76)	0:49.84 [4] (0:11.89)	0:37.95 [4] (0:11.94)	0:26.01 [4] (0:12.56)	0:13.45 [4] (0:13.45)
Average Speed [km/h]	49.5	62.3	63.6	61.8	61.3	60.2	57.0	54.0
Top Speed [km/h]	63.7	64.0	65.5	63.4	63.2	62.7	59.2	56.2
Avg. Dist. to Rail [m]	6.2	2.6	3.5	3.6	2.4	1.0	1.1	3.9
Avg. Stride Freq. [Hz]	2.3	2.5	2.5	2.4	2.4	2.4	2.4	2.3
Avg. Stride Length [m]	5.8	6.9	7.2	7.2	7.1	7.0	6.7	6.4



- [] Ranking at each section and finish
- .-.- No data available at this section
- NA No data available



Horse/Jockey Name	Mick's Passion
Final Rank	4
Fastest Section Time (Section)	0:10.59 (Overall)
Top Speed [km/h] (Section)	63.9 (1400m)
Race State	Finished



Aquis Park Gold Coast Poly QLD Professional

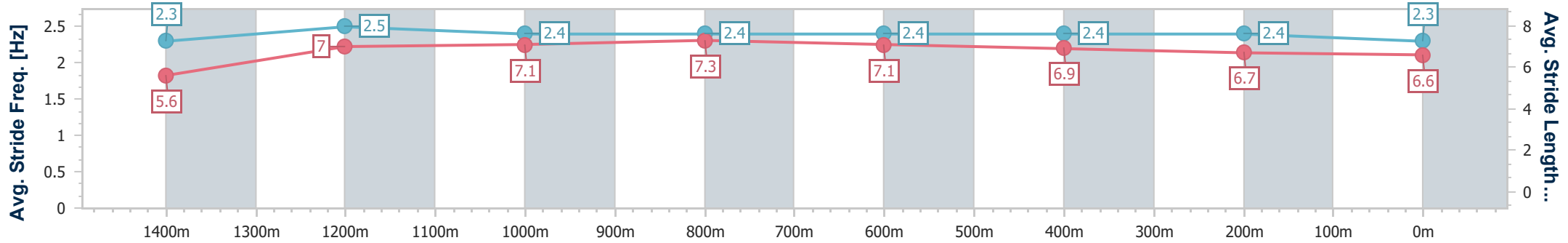
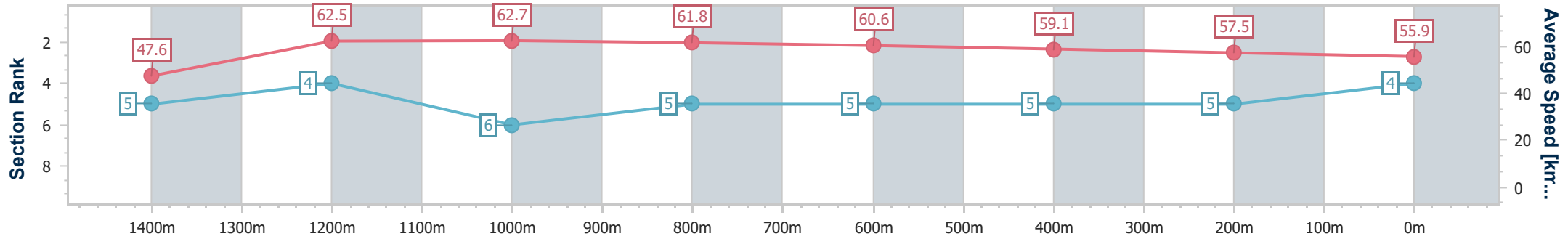
Race 2: Bostik Smart Adhesives Maiden Plate - 1540m



23 March 2024 - 13:24

Track Rating: Synthetic , Weather: Overcast, Rail Position: True

Section	Overall	1400m	1200m	1000m	800m	600m	400m	200m
Section Times	1:34.93 [4] (0:10.59)	1:24.34 [5] (0:11.53)	1:12.81 [4] (0:11.49)	1:01.32 [6] (0:11.65)	0:49.67 [5] (0:11.91)	0:37.76 [5] (0:12.25)	0:25.51 [5] (0:12.58)	0:12.93 [5] (0:12.93)
Average Speed [km/h]	47.6	62.5	62.7	61.8	60.6	59.1	57.5	55.9
Top Speed [km/h]	60.8	63.9	63.4	63.4	62.4	61.1	58.3	57.2
Avg. Dist. to Rail [m]	1.9	0.2	0.5	0.3	0.8	1.1	1.8	3.1
Avg. Stride Freq. [Hz]	2.3	2.5	2.4	2.4	2.4	2.4	2.4	2.3
Avg. Stride Length [m]	5.6	7.0	7.1	7.3	7.1	6.9	6.7	6.6



- [] Ranking at each section and finish
- .-.- No data available at this section
- NA No data available



Horse/Jockey Name	Parchemin
Final Rank	5
Fastest Section Time (Section)	0:10.20 (Overall)
Top Speed [km/h] (Section)	66.0 (1400m)
Race State	Finished



Aquis Park Gold Coast Poly QLD Professional

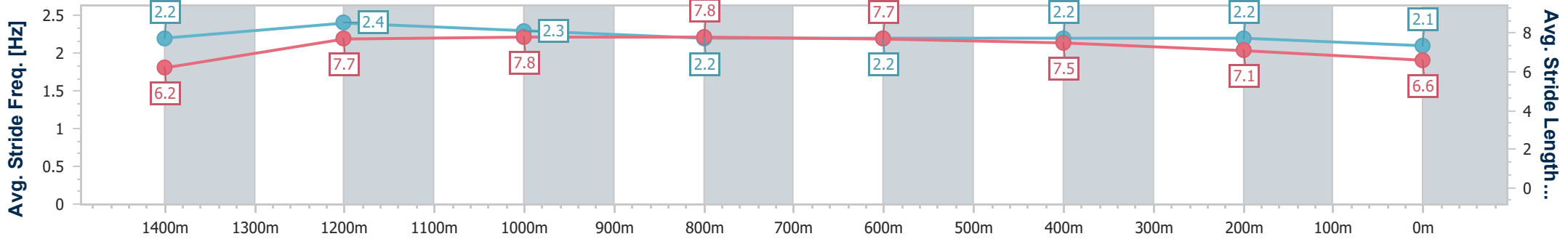
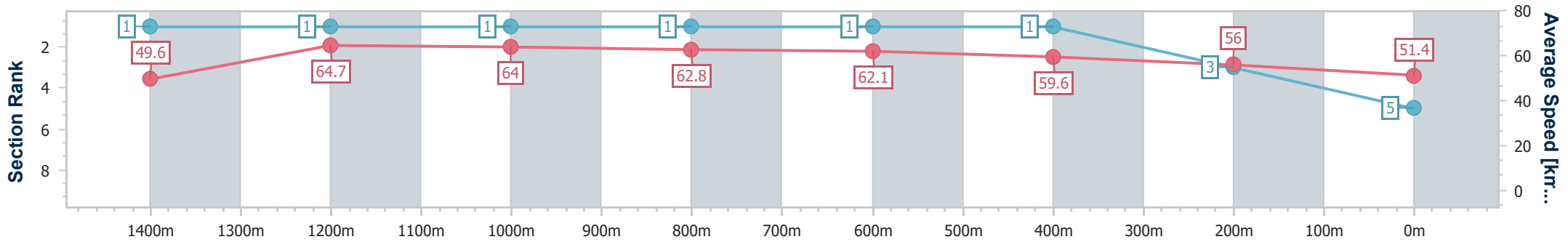
Race 2: Bostik Smart Adhesives Maiden Plate - 1540m



23 March 2024 - 13:24

Track Rating: Synthetic , Weather: Overcast, Rail Position: True

Section	Overall	1400m	1200m	1000m	800m	600m	400m	200m
Section Times	1:35.35 [5] (0:10.20)	1:25.15 [1] (0:11.47)	1:13.68 [1] (0:11.24)	1:02.44 [1] (0:11.52)	0:50.92 [1] (0:11.75)	0:39.17 [1] (0:12.20)	0:26.97 [1] (0:12.90)	0:14.07 [3] (0:14.07)
Average Speed [km/h]	49.6	64.7	64.0	62.8	62.1	59.6	56.0	51.4
Top Speed [km/h]	63.8	66.0	64.7	63.6	62.8	61.8	58.0	53.4
Avg. Dist. to Rail [m]	8.1	3.7	3.9	1.9	2.4	2.6	2.2	2.2
Avg. Stride Freq. [Hz]	2.2	2.4	2.3	2.2	2.2	2.2	2.2	2.1
Avg. Stride Length [m]	6.2	7.7	7.8	7.8	7.7	7.5	7.1	6.6



- [] Ranking at each section and finish
- .-.- No data available at this section
- NA No data available



Horse/Jockey Name	Better Be Brief
Final Rank	6
Fastest Section Time (Section)	0:10.77 (Overall)
Top Speed [km/h] (Section)	64.5 (1400m)
Race State	Finished



Aquis Park Gold Coast Poly QLD Professional

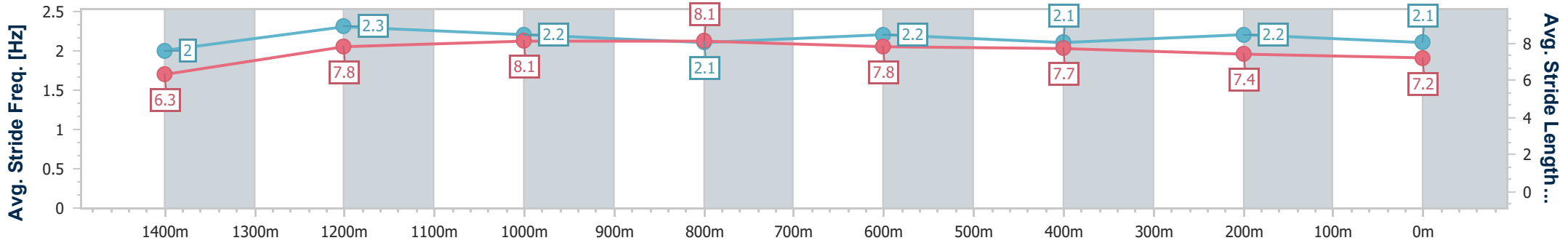
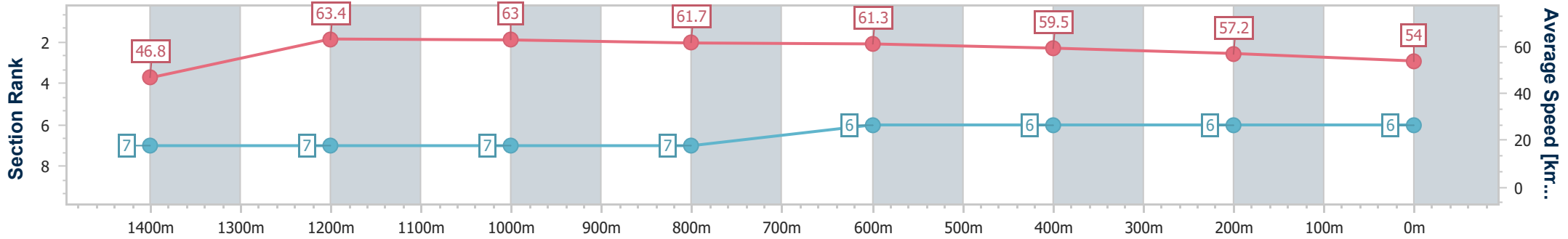
Race 2: Bostik Smart Adhesives Maiden Plate - 1540m



23 March 2024 - 13:24

Track Rating: Synthetic , Weather: Overcast, Rail Position: True

Section	Overall	1400m	1200m	1000m	800m	600m	400m	200m
Section Times	1:35.66 [6] (0:10.77)	1:24.89 [7] (0:11.67)	1:13.22 [7] (0:11.43)	1:01.79 [7] (0:11.67)	0:50.12 [7] (0:11.83)	0:38.29 [6] (0:12.20)	0:26.09 [6] (0:12.66)	0:13.43 [6] (0:13.43)
Average Speed [km/h]	46.8	63.4	63.0	61.7	61.3	59.5	57.2	54.0
Top Speed [km/h]	63.9	64.5	63.7	62.7	61.9	61.2	58.2	56.0
Avg. Dist. to Rail [m]	4.8	3.2	1.1	1.7	1.2	1.9	4.0	4.3
Avg. Stride Freq. [Hz]	2.0	2.3	2.2	2.1	2.2	2.1	2.2	2.1
Avg. Stride Length [m]	6.3	7.8	8.1	8.1	7.8	7.7	7.4	7.2



- [] Ranking at each section and finish
- .-.- No data available at this section
- NA No data available



Horse/Jockey Name	I'm Inspired
Final Rank	7
Fastest Section Time (Section)	0:10.69 (Overall)
Top Speed [km/h] (Section)	68.0 (1200m)
Race State	Finished



Aquis Park Gold Coast Poly QLD Professional

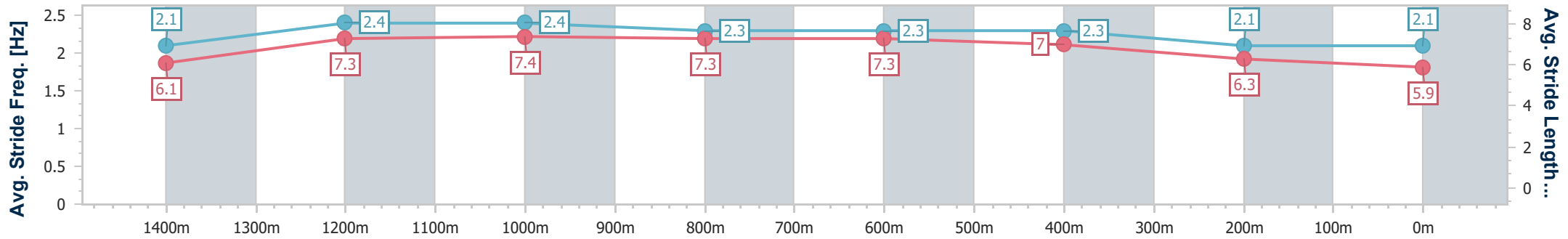
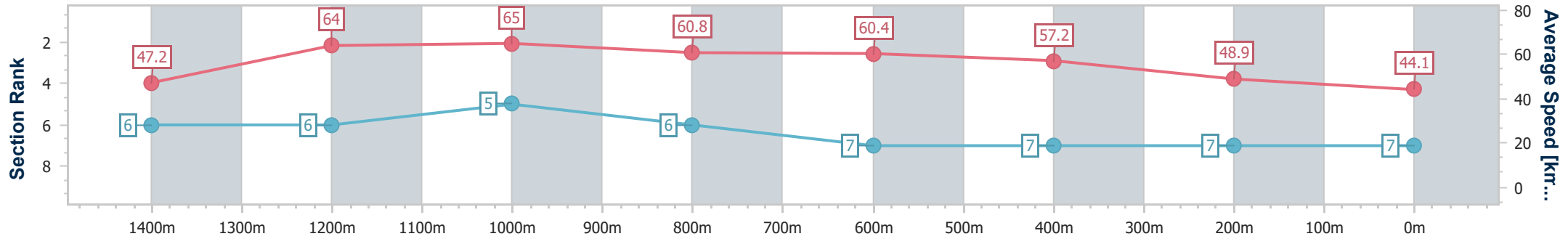
Race 2: Bostik Smart Adhesives Maiden Plate - 1540m

23 March 2024 - 13:24

Track Rating: Synthetic , Weather: Overcast, Rail Position: True



Section	Overall	1400m	1200m	1000m	800m	600m	400m	200m
Section Times	1:41.63 [7] (0:10.69)	1:30.94 [6] (0:11.56)	1:19.38 [6] (0:11.09)	1:08.29 [5] (0:11.99)	0:56.30 [6] (0:12.35)	0:43.95 [7] (0:12.77)	0:31.18 [7] (0:14.81)	0:16.37 [7] (0:16.37)
Average Speed [km/h]	47.2	64.0	65.0	60.8	60.4	57.2	48.9	44.1
Top Speed [km/h]	64.1	65.6	68.0	63.7	61.2	60.8	53.7	45.9
Avg. Dist. to Rail [m]	4.8	3.6	4.3	3.9	6.1	3.8	3.5	3.8
Avg. Stride Freq. [Hz]	2.1	2.4	2.4	2.3	2.3	2.3	2.1	2.1
Avg. Stride Length [m]	6.1	7.3	7.4	7.3	7.3	7.0	6.3	5.9



- [] Ranking at each section and finish
- .-.- No data available at this section
- NA No data available



Aquis Park Gold Coast Poly QLD Professional

Race 3: SEQ Formwork BENCHMARK 65 Handicap - 1540m

23 March 2024 - 14:04



Track Rating: Synthetic , Weather: Overcast, Rail Position: True

Section		Field Times												
Overall	1400m	1200m	1000m	800m	600m	400m	Last 600m							
1:33.45 (0:10.46)	1:22.99 (0:11.73)	1:11.26 (0:11.56)	0:59.70 (0:11.93)	0:47.77 (0:11.83)	0:35.94 (0:11.57)	0:24.37 (0:11.85)	0:35.94							
Rank	TAB	Horse/Jockey	Barrier	Top Speed [km/h]	Fastest Section	Overall	1400m	1200m	1000m	800m	600m	400m	Last 600m	Distance Travelled [m]
1	6	PAGATO Lilli Barr	6	63.6 1200m	0:10.46 Overall	1:33.45 [1] (0:10.46)	1:22.99 [1] (0:11.81)	1:11.18 [3] (0:11.48)	0:59.70 [1] (0:11.93)	0:47.77 [1] (0:11.83)	0:35.94 [1] (0:11.57)	0:24.37 [1] (0:11.85)	0:35.94	
2	7	PERNELL Jai Williams	7	64.8 600m	0:11.12 Overall	1:33.49 [2] (0:11.12)	1:22.37 [8] (0:11.55)	1:10.82 [6] (0:11.62)	0:59.20 [7] (0:11.94)	0:47.26 [6] (0:11.84)	0:35.42 [5] (0:11.58)	0:23.84 [5] (0:11.92)	0:35.42	+5
3	2	LUCKY EXCHANGE Michael Cahill	2	64.0 1400m	0:11.03 Overall	1:33.56 [3] (0:11.03)	1:22.53 [7] (0:11.65)	1:10.88 [7] (0:11.58)	0:59.30 [6] (0:12.07)	0:47.23 [8] (0:12.00)	0:35.23 [8] (0:11.55)	0:23.68 [7] (0:11.71)	0:35.23	+1
4	8	BIE'RES Paul Hammersley	8	63.5 800m	0:10.70 Overall	1:33.58 [4] (0:10.70)	1:22.88 [4] (0:11.73)	1:11.15 [5] (0:11.64)	0:59.51 [3] (0:11.98)	0:47.53 [4] (0:11.78)	0:35.75 [3] (0:11.57)	0:24.18 [3] (0:12.04)	0:35.75	+2
5	5	KERCHAK Jag Guthmann-Chester	5	63.8 1400m	0:10.51 Overall	1:33.64 [5] (0:10.51)	1:23.13 [2] (0:11.85)	1:11.28 [4] (0:11.71)	0:59.57 [4] (0:11.73)	0:47.84 [2] (0:11.77)	0:36.07 [2] (0:11.58)	0:24.49 [2] (0:11.89)	0:36.07	+3
6	1	AVENUE OF STARS Emily Lang	1	63.1 1400m	0:10.71 Overall	1:33.75 [6] (0:10.71)	1:23.04 [5] (0:11.52)	1:11.52 [2] (0:11.85)	0:59.67 [5] (0:12.10)	0:47.57 [5] (0:12.03)	0:35.54 [7] (0:11.76)	0:23.78 [8] (0:11.92)	0:35.54	-6
7	4	GENTLE PRINCE Rikki Jamieson	4	63.2 1400m	0:10.56 Overall	1:33.82 [7] (0:10.56)	1:23.26 [3] (0:11.63)	1:11.63 [1] (0:11.60)	1:00.03 [2] (0:12.08)	0:47.95 [3] (0:11.97)	0:35.98 [4] (0:11.72)	0:24.26 [4] (0:12.03)	0:35.98	-2
8	3	TOO MUCH CLASS Jasper Franklin	3	64.6 600m	0:11.02 Overall	1:33.84 [8] (0:11.02)	1:22.82 [6] (0:11.70)	1:11.12 [8] (0:11.69)	0:59.43 [8] (0:11.83)	0:47.60 [7] (0:11.94)	0:35.66 [6] (0:11.48)	0:24.18 [6] (0:11.91)	0:35.66	+4

[] Ranking at each section and finish
 -:-:- No data available at this section
 NA No data available

SCN Saddle cloth number
 DNF Did not finish
 DNT Did not track



Aquis Park Gold Coast Poly QLD Professional

Race 3: SEQ Formwork BENCHMARK 65 Handicap - 1540m

23 March 2024 - 14:04



Track Rating: Synthetic , Weather: Overcast, Rail Position: True

Section				200m				Last 600m	
Field Times				0:12.52 (0:12.52)				0:35.94	
Rank	TAB	Horse/Jockey	Barrier	Top Speed [km/h]	Fastest Section	Margin			Distance Travelled [m]
1	6	PAGATO Lilli Barr	6	63.6 1200m	0:10.46 Overall	0:12.52 [1] (0:12.52)	1:33.45		0:35.94
2	7	PERNELL Jai Williams	7	64.8 600m	0:11.12 Overall	0:11.92 [4] (0:11.92)	0.2L		0:35.42 +5
3	2	LUCKY EXCHANGE Michael Cahill	2	64.0 1400m	0:11.03 Overall	0:11.97 [6] (0:11.97)	0.5L		0:35.23 +1
4	8	BIE'RES Paul Hammersley	8	63.5 800m	0:10.70 Overall	0:12.14 [3] (0:12.14)	0.6L		0:35.75 +2
5	5	KERCHAK Jag Guthmann-Chester	5	63.8 1400m	0:10.51 Overall	0:12.60 [2] (0:12.60)	0.9L		0:36.07 +3
6	1	AVENUE OF STARS Emily Lang	1	63.1 1400m	0:10.71 Overall	0:11.86 [8] (0:11.86)	1.4L		0:35.54 -6
7	4	GENTLE PRINCE Rikki Jamieson	4	63.2 1400m	0:10.56 Overall	0:12.23 [7] (0:12.23)	1.8L		0:35.98 -2
8	3	TOO MUCH CLASS Jasper Franklin	3	64.6 600m	0:11.02 Overall	0:12.27 [4] (0:12.27)	1.9L		0:35.66 +4

[] Ranking at each section and finish
 -:-:- No data available at this section
 NA No data available

SCN Saddle cloth number
 DNF Did not finish
 DNT Did not track



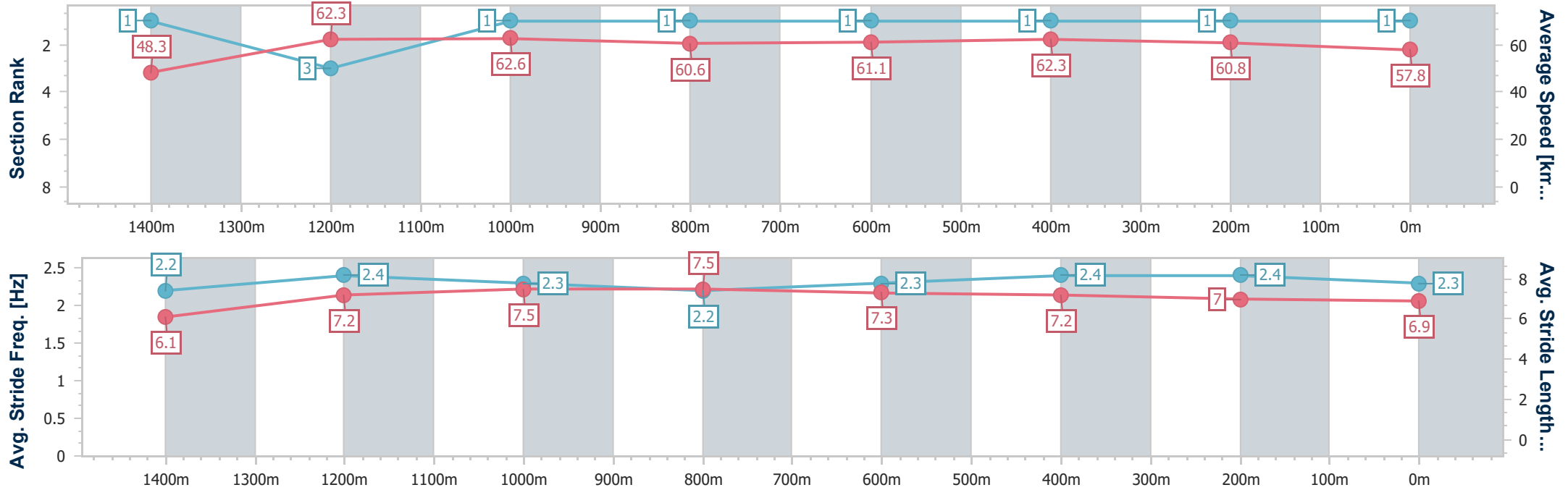
Horse/Jockey Name	Pagato
Final Rank	1
Fastest Section Time (Section)	0:10.46 (Overall)
Top Speed [km/h] (Section)	63.6 (1200m)
Race State	Finished



Aquis Park Gold Coast Poly QLD Professional
Race 3: SEQ Formwork BENCHMARK 65 Handicap - 1540m
 23 March 2024 - 14:04
 Track Rating: Synthetic , Weather: Overcast, Rail Position: True



Section	Overall	1400m	1200m	1000m	800m	600m	400m	200m
Section Times	1:33.45 [1] (0:10.46)	1:22.99 [1] (0:11.81)	1:11.18 [3] (0:11.48)	0:59.70 [1] (0:11.93)	0:47.77 [1] (0:11.83)	0:35.94 [1] (0:11.57)	0:24.37 [1] (0:11.85)	0:12.52 [1] (0:12.52)
Average Speed [km/h]	48.3	62.3	62.6	60.6	61.1	62.3	60.8	57.8
Top Speed [km/h]	62.4	63.3	63.6	62.4	62.4	62.8	62.3	59.4
Avg. Dist. to Rail [m]	5.2	2.9	3.4	1.9	0.4	0.4	0.5	0.5
Avg. Stride Freq. [Hz]	2.2	2.4	2.3	2.2	2.3	2.4	2.4	2.3
Avg. Stride Length [m]	6.1	7.2	7.5	7.5	7.3	7.2	7.0	6.9



- [] Ranking at each section and finish
- .-.- No data available at this section
- NA No data available



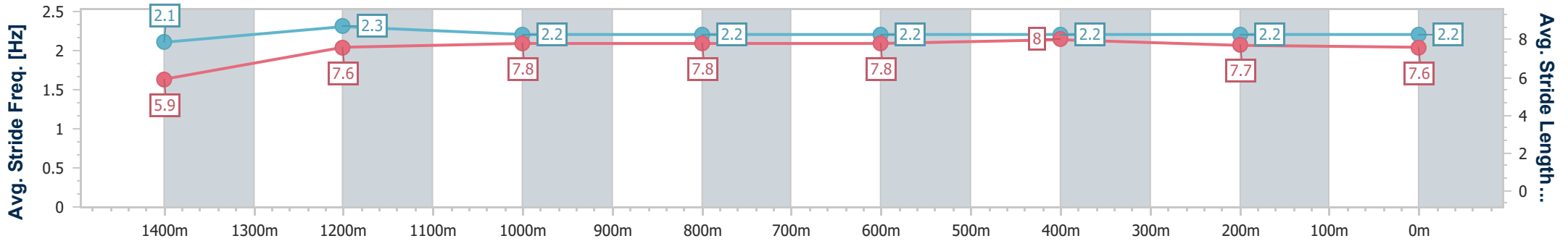
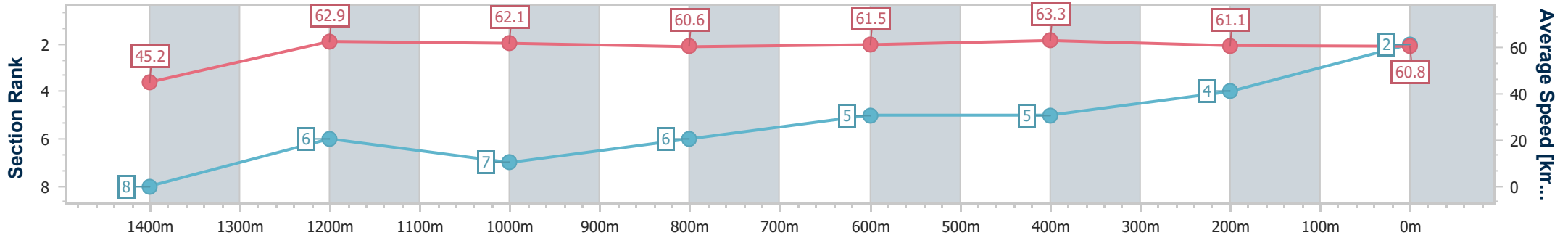
Horse/Jockey Name	Pernell
Final Rank	2
Fastest Section Time (Section)	0:11.12 (Overall)
Top Speed [km/h] (Section)	64.8 (600m)
Race State	Finished



Aquis Park Gold Coast Poly QLD Professional
Race 3: SEQ Formwork BENCHMARK 65 Handicap - 1540m
 23 March 2024 - 14:04
 Track Rating: Synthetic , Weather: Overcast, Rail Position: True



Section	Overall	1400m	1200m	1000m	800m	600m	400m	200m
Section Times	1:33.49 [2] (0:11.12)	1:22.37 [8] (0:11.55)	1:10.82 [6] (0:11.62)	0:59.20 [7] (0:11.94)	0:47.26 [6] (0:11.84)	0:35.42 [5] (0:11.58)	0:23.84 [5] (0:11.92)	0:11.92 [4] (0:11.92)
Average Speed [km/h]	45.2	62.9	62.1	60.6	61.5	63.3	61.1	60.8
Top Speed [km/h]	60.6	63.9	63.2	61.6	64.7	64.8	62.6	61.7
Avg. Dist. to Rail [m]	3.8	1.5	2.6	2.0	2.2	3.6	4.5	3.3
Avg. Stride Freq. [Hz]	2.1	2.3	2.2	2.2	2.2	2.2	2.2	2.2
Avg. Stride Length [m]	5.9	7.6	7.8	7.8	7.8	8.0	7.7	7.6



- [] Ranking at each section and finish
- .-.- No data available at this section
- NA No data available



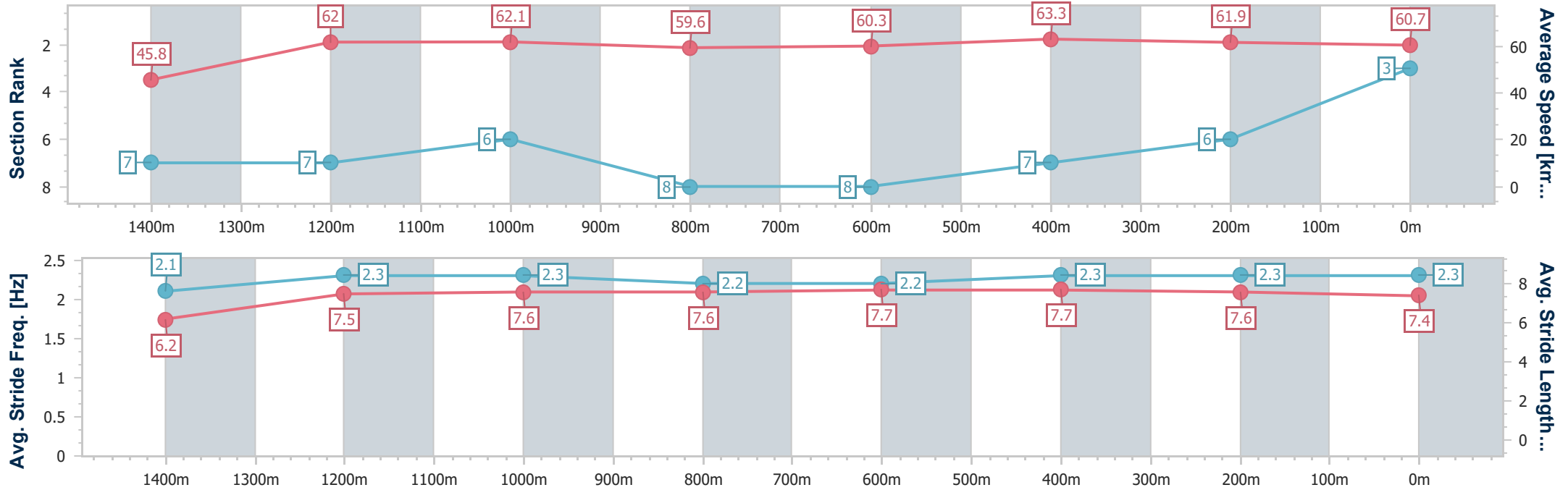
Horse/Jockey Name	Lucky Exchange
Final Rank	3
Fastest Section Time (Section)	0:11.03 (Overall)
Top Speed [km/h] (Section)	64.0 (1400m)
Race State	Finished



Aquis Park Gold Coast Poly QLD Professional
Race 3: SEQ Formwork BENCHMARK 65 Handicap - 1540m
 23 March 2024 - 14:04
 Track Rating: Synthetic , Weather: Overcast, Rail Position: True



Section	Overall	1400m	1200m	1000m	800m	600m	400m	200m
Section Times	1:33.56 [3] (0:11.03)	1:22.53 [7] (0:11.65)	1:10.88 [7] (0:11.58)	0:59.30 [6] (0:12.07)	0:47.23 [8] (0:12.00)	0:35.23 [8] (0:11.55)	0:23.68 [7] (0:11.71)	0:11.97 [6] (0:11.97)
Average Speed [km/h]	45.8	62.0	62.1	59.6	60.3	63.3	61.9	60.7
Top Speed [km/h]	60.0	64.0	62.7	60.7	63.1	63.9	62.7	62.8
Avg. Dist. to Rail [m]	2.3	0.6	0.4	0.3	1.0	3.2	4.8	6.2
Avg. Stride Freq. [Hz]	2.1	2.3	2.3	2.2	2.2	2.3	2.3	2.3
Avg. Stride Length [m]	6.2	7.5	7.6	7.6	7.7	7.7	7.6	7.4



- [] Ranking at each section and finish
- .-.- No data available at this section
- NA No data available



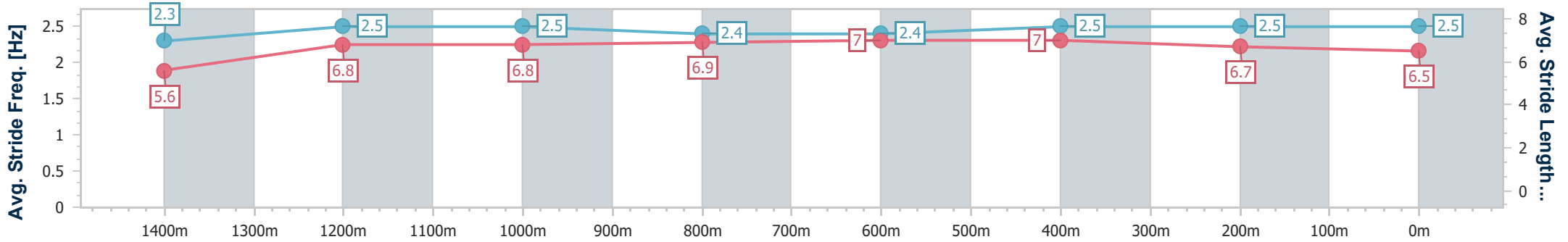
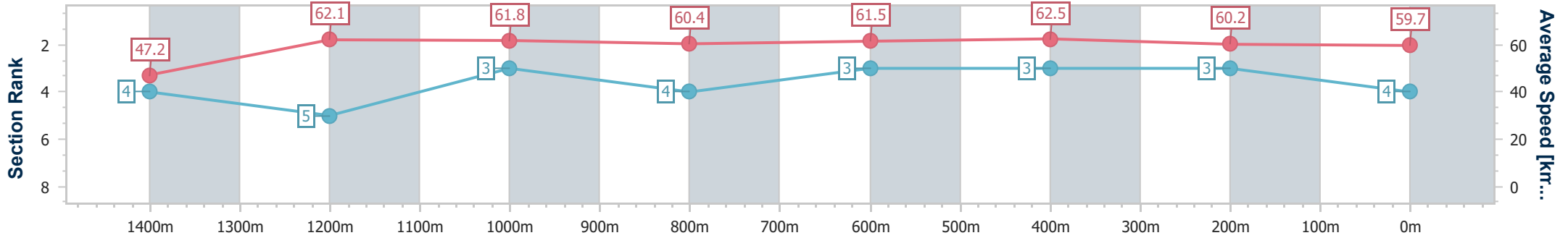
Horse/Jockey Name	Bie'res
Final Rank	4
Fastest Section Time (Section)	0:10.70 (Overall)
Top Speed [km/h] (Section)	63.5 (800m)
Race State	Finished



Aquis Park Gold Coast Poly QLD Professional
Race 3: SEQ Formwork BENCHMARK 65 Handicap - 1540m
 23 March 2024 - 14:04
 Track Rating: Synthetic , Weather: Overcast, Rail Position: True



Section	Overall	1400m	1200m	1000m	800m	600m	400m	200m
Section Times	1:33.58 [4] (0:10.70)	1:22.88 [4] (0:11.73)	1:11.15 [5] (0:11.64)	0:59.51 [3] (0:11.98)	0:47.53 [4] (0:11.78)	0:35.75 [3] (0:11.57)	0:24.18 [3] (0:12.04)	0:12.14 [3] (0:12.14)
Average Speed [km/h]	47.2	62.1	61.8	60.4	61.5	62.5	60.2	59.7
Top Speed [km/h]	59.7	63.3	62.8	62.3	63.5	63.4	61.9	60.9
Avg. Dist. to Rail [m]	5.6	1.4	2.0	2.1	1.3	1.2	2.8	4.3
Avg. Stride Freq. [Hz]	2.3	2.5	2.5	2.4	2.4	2.5	2.5	2.5
Avg. Stride Length [m]	5.6	6.8	6.8	6.9	7.0	7.0	6.7	6.5



- [] Ranking at each section and finish
- .-.- No data available at this section
- NA No data available



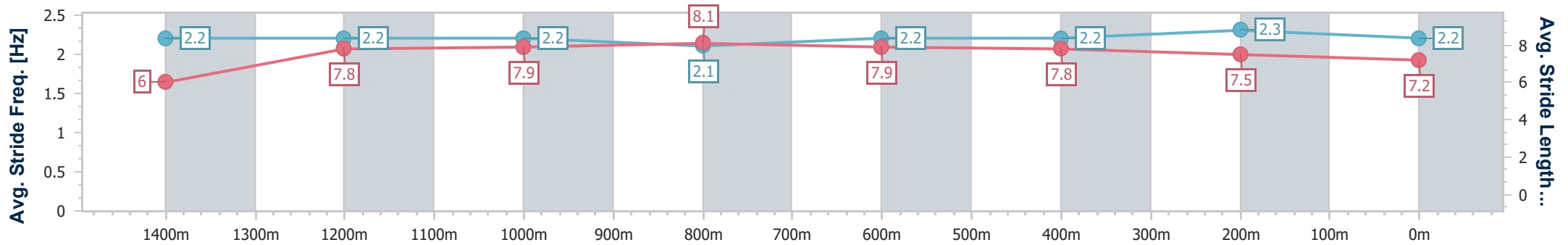
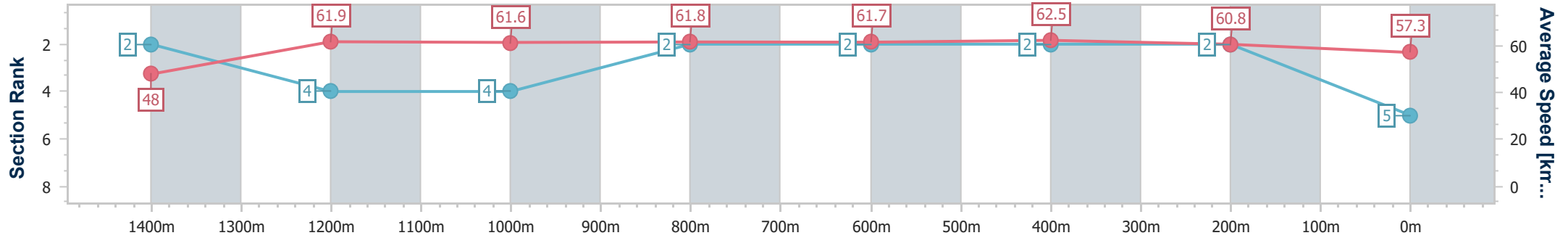
Horse/Jockey Name	Kerchak
Final Rank	5
Fastest Section Time (Section)	0:10.51 (Overall)
Top Speed [km/h] (Section)	63.8 (1400m)
Race State	Finished



Aquis Park Gold Coast Poly QLD Professional
Race 3: SEQ Formwork BENCHMARK 65 Handicap - 1540m
 23 March 2024 - 14:04
 Track Rating: Synthetic , Weather: Overcast, Rail Position: True



Section	Overall	1400m	1200m	1000m	800m	600m	400m	200m
Section Times	1:33.64 [5] (0:10.51)	1:23.13 [2] (0:11.85)	1:11.28 [4] (0:11.71)	0:59.57 [4] (0:11.73)	0:47.84 [2] (0:11.77)	0:36.07 [2] (0:11.58)	0:24.49 [2] (0:11.89)	0:12.60 [2] (0:12.60)
Average Speed [km/h]	48.0	61.9	61.6	61.8	61.7	62.5	60.8	57.3
Top Speed [km/h]	62.4	63.8	63.1	62.3	62.3	63.2	61.8	59.8
Avg. Dist. to Rail [m]	6.2	2.6	3.0	2.7	1.3	1.4	2.0	2.4
Avg. Stride Freq. [Hz]	2.2	2.2	2.2	2.1	2.2	2.2	2.3	2.2
Avg. Stride Length [m]	6.0	7.8	7.9	8.1	7.9	7.8	7.5	7.2



- [] Ranking at each section and finish
- .-.- No data available at this section
- NA No data available



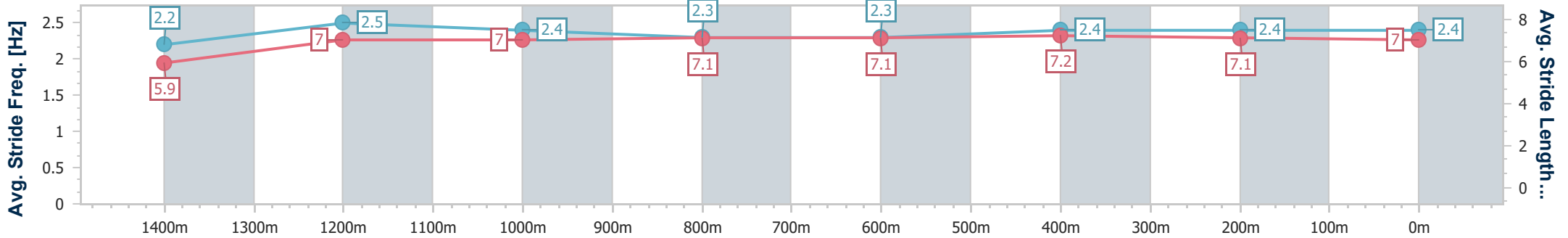
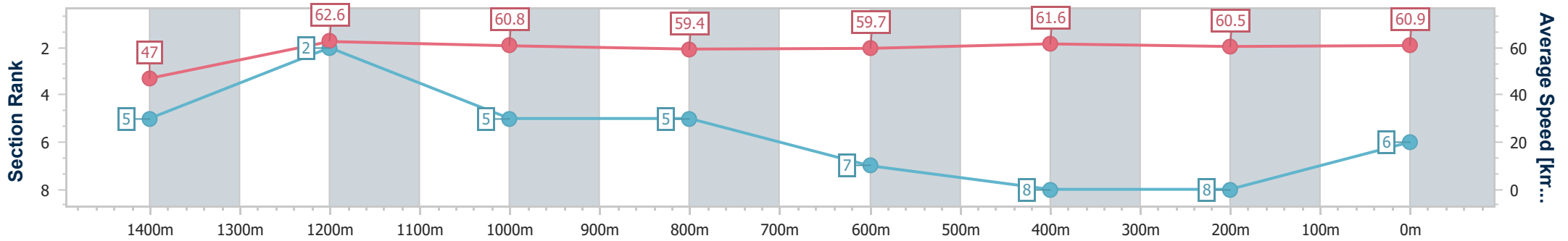
Horse/Jockey Name	Avenue Of Stars
Final Rank	6
Fastest Section Time (Section)	0:10.71 (Overall)
Top Speed [km/h] (Section)	63.1 (1400m)
Race State	Finished



Aquis Park Gold Coast Poly QLD Professional
Race 3: SEQ Formwork BENCHMARK 65 Handicap - 1540m
 23 March 2024 - 14:04
 Track Rating: Synthetic , Weather: Overcast, Rail Position: True



Section	Overall	1400m	1200m	1000m	800m	600m	400m	200m
Section Times	1:33.75 [6] (0:10.71)	1:23.04 [5] (0:11.52)	1:11.52 [2] (0:11.85)	0:59.67 [5] (0:12.10)	0:47.57 [5] (0:12.03)	0:35.54 [7] (0:11.76)	0:23.78 [8] (0:11.92)	0:11.86 [8] (0:11.86)
Average Speed [km/h]	47.0	62.6	60.8	59.4	59.7	61.6	60.5	60.9
Top Speed [km/h]	62.1	63.1	61.8	60.4	62.1	62.3	61.3	61.3
Avg. Dist. to Rail [m]	2.8	0.4	0.2	0.4	0.3	0.5	2.7	6.1
Avg. Stride Freq. [Hz]	2.2	2.5	2.4	2.3	2.3	2.4	2.4	2.4
Avg. Stride Length [m]	5.9	7.0	7.0	7.1	7.1	7.2	7.1	7.0



- [] Ranking at each section and finish
- .-.- No data available at this section
- NA No data available



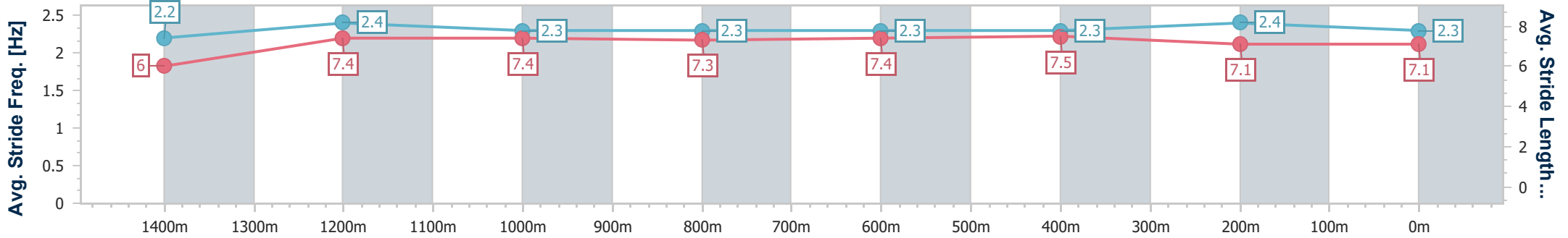
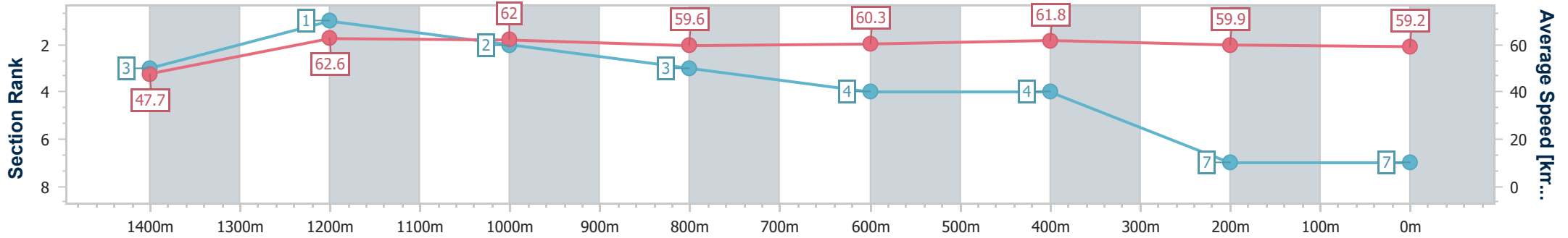
Horse/Jockey Name	Gentle Prince
Final Rank	7
Fastest Section Time (Section)	0:10.56 (Overall)
Top Speed [km/h] (Section)	63.2 (1400m)
Race State	Finished



Aquis Park Gold Coast Poly QLD Professional
Race 3: SEQ Formwork BENCHMARK 65 Handicap - 1540m
 23 March 2024 - 14:04
 Track Rating: Synthetic , Weather: Overcast, Rail Position: True



Section	Overall	1400m	1200m	1000m	800m	600m	400m	200m
Section Times	1:33.82 [7] (0:10.56)	1:23.26 [3] (0:11.63)	1:11.63 [1] (0:11.60)	1:00.03 [2] (0:12.08)	0:47.95 [3] (0:11.97)	0:35.98 [4] (0:11.72)	0:24.26 [4] (0:12.03)	0:12.23 [7] (0:12.23)
Average Speed [km/h]	47.7	62.6	62.0	59.6	60.3	61.8	59.9	59.2
Top Speed [km/h]	62.7	63.2	62.8	61.1	62.2	63.0	61.5	60.8
Avg. Dist. to Rail [m]	3.7	1.4	1.9	0.5	0.4	0.8	2.0	2.3
Avg. Stride Freq. [Hz]	2.2	2.4	2.3	2.3	2.3	2.3	2.4	2.3
Avg. Stride Length [m]	6.0	7.4	7.4	7.3	7.4	7.5	7.1	7.1



- [] Ranking at each section and finish
- .-.- No data available at this section
- NA No data available



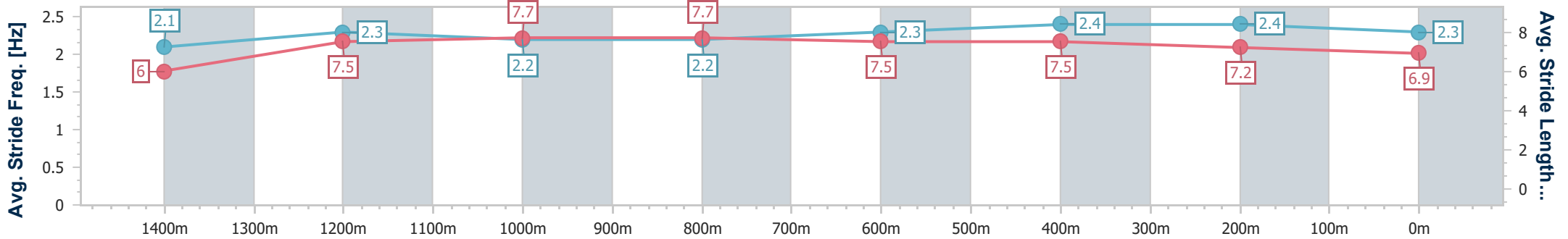
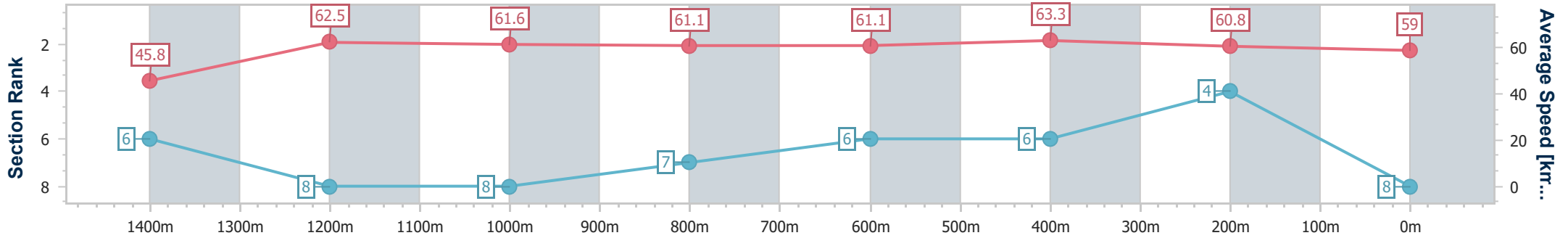
Horse/Jockey Name	Too Much Class
Final Rank	8
Fastest Section Time (Section)	0:11.02 (Overall)
Top Speed [km/h] (Section)	64.6 (600m)
Race State	Finished



Aquis Park Gold Coast Poly QLD Professional
Race 3: SEQ Formwork BENCHMARK 65 Handicap - 1540m
 23 March 2024 - 14:04
 Track Rating: Synthetic , Weather: Overcast, Rail Position: True



Section	Overall	1400m	1200m	1000m	800m	600m	400m	200m
Section Times	1:33.84 [8] (0:11.02)	1:22.82 [6] (0:11.70)	1:11.12 [8] (0:11.69)	0:59.43 [8] (0:11.83)	0:47.60 [7] (0:11.94)	0:35.66 [6] (0:11.48)	0:24.18 [6] (0:11.91)	0:12.27 [4] (0:12.27)
Average Speed [km/h]	45.8	62.5	61.6	61.1	61.1	63.3	60.8	59.0
Top Speed [km/h]	61.9	63.5	63.6	62.1	64.1	64.6	61.3	61.1
Avg. Dist. to Rail [m]	7.0	1.8	2.3	2.2	2.2	1.6	3.6	5.1
Avg. Stride Freq. [Hz]	2.1	2.3	2.2	2.2	2.3	2.4	2.4	2.3
Avg. Stride Length [m]	6.0	7.5	7.7	7.7	7.5	7.5	7.2	6.9



- [] Ranking at each section and finish
- .-.- No data available at this section
- NA No data available



Aquis Park Gold Coast Poly QLD Professional

Race 4: DEWALT Guaranteed Tough BENCHMARK 62 Handicap - 1100m



23 March 2024 - 14:44

Track Rating: Synthetic , Weather: Overcast, Rail Position: True

Section		Overall	1000m	800m	600m	400m	200m	Last 600m					
Field Times		1:03.87 (0:07.84)	0:56.03 (0:11.12)	0:44.91 (0:11.05)	0:33.86 (0:11.10)	0:22.76 (0:11.12)	0:11.64 (0:11.64)	0:33.86					
Rank	TAB Horse/Jockey	Barrier	Top Speed [km/h]	Fastest Section							Margin	Distance Travelled [m]	
1	2 I AM VOODOO Jasper Franklin	2	66.8 1000m	0:07.89 Overall	1:03.87 [1] (0:07.89)	0:55.98 [3] (0:11.07)	0:44.91 [1] (0:11.05)	0:33.86 [1] (0:11.10)	0:22.76 [1] (0:11.12)	0:11.64 [1] (0:11.64)	1:03.87	0:33.86	
2	3 MY DOG DIESEL Emily Lang	3	66.5 800m	0:07.85 Overall	1:04.33 [2] (0:07.85)	0:56.48 [2] (0:11.14)	0:45.34 [2] (0:11.06)	0:34.28 [2] (0:11.20)	0:23.08 [2] (0:11.31)	0:11.77 [2] (0:11.77)	2.5L	0:34.28	-4
3	5 CADERAS Jai Williams	5	67.3 600m	0:07.94 Overall	1:04.38 [3] (0:07.94)	0:56.44 [4] (0:11.14)	0:45.30 [4] (0:11.20)	0:34.10 [4] (0:11.23)	0:22.87 [3] (0:11.11)	0:11.76 [3] (0:11.76)	2.7L	0:34.10	+4
4	9 SNOW FALCON Casey Waddell	9	66.5 1000m	0:08.18 Overall	1:04.56 [4] (0:08.18)	0:56.38 [5] (0:11.04)	0:45.34 [5] (0:11.09)	0:34.25 [6] (0:11.24)	0:23.01 [4] (0:11.25)	0:11.76 [4] (0:11.76)	3.7L	0:34.25	-3
5	7 AIRSTRIKE Jag Guthmann-Chester	7	67.6 1000m	0:08.27 Overall	1:04.59 [5] (0:08.27)	0:56.32 [6] (0:11.05)	0:45.27 [6] (0:10.99)	0:34.28 [5] (0:11.25)	0:23.03 [6] (0:11.37)	0:11.66 [5] (0:11.66)	3.9L	0:34.28	+5
6	4 DESTINY'S REPUBLIC Corey Bayliss	4	66.5 800m	0:07.84 Overall	1:05.79 [6] (0:07.84)	0:57.95 [1] (0:11.16)	0:46.79 [3] (0:11.11)	0:35.68 [3] (0:11.45)	0:24.23 [5] (0:11.73)	0:12.50 [6] (0:12.50)	10.9L	0:35.68	+0

Scratched: London Point (#8), Divine Okay (#1), Euphrates Dream (#6)

[] Ranking at each section and finish
 -:-:- No data available at this section
 NA No data available

SCN Saddle cloth number
 DNF Did not finish
 DNT Did not track



Horse/Jockey Name	I Am Voodoo
Final Rank	1
Fastest Section Time (Section)	0:07.89 (Overall)
Top Speed [km/h] (Section)	66.8 (1000m)
Race State	Finished



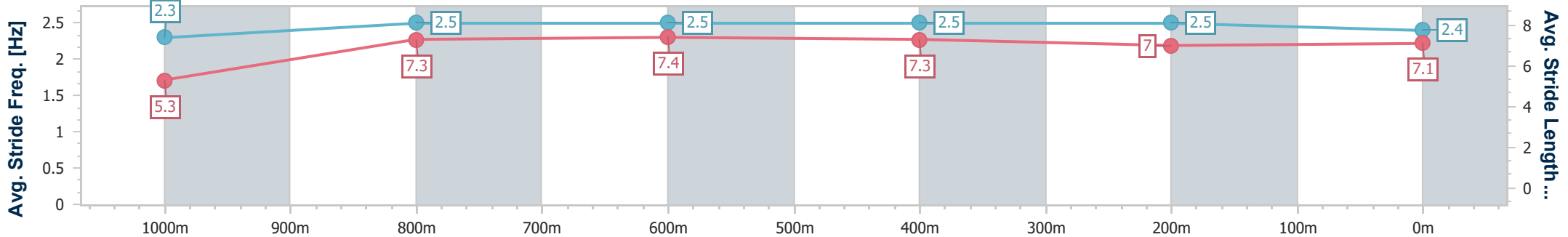
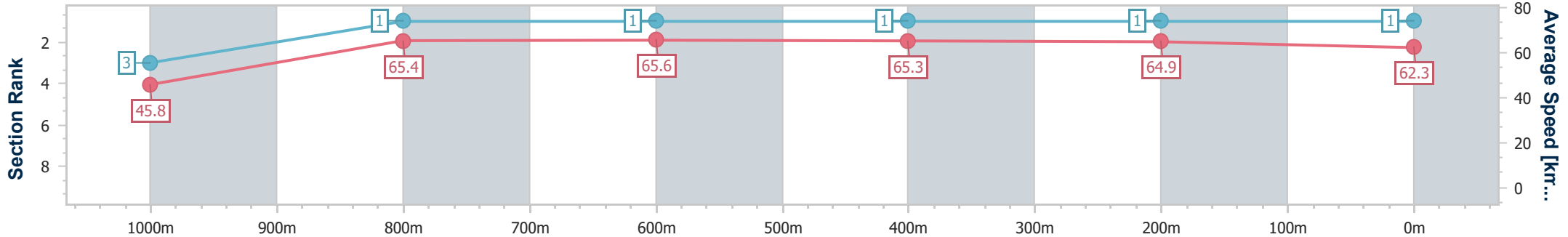
Aquis Park Gold Coast Poly QLD Professional
 Race 4: DEWALT Guaranteed Tough BENCHMARK 62 Handicap - 1100m



23 March 2024 - 14:44

Track Rating: Synthetic , Weather: Overcast, Rail Position: True

Section	Overall	1000m	800m	600m	400m	200m
Section Times	1:03.87 [1] (0:07.89)	0:55.98 [3] (0:11.07)	0:44.91 [1] (0:11.05)	0:33.86 [1] (0:11.10)	0:22.76 [1] (0:11.12)	0:11.64 [1] (0:11.64)
Average Speed [km/h]	45.8	65.4	65.6	65.3	64.9	62.3
Top Speed [km/h]	62.1	66.8	66.7	66.6	65.9	64.2
Avg. Dist. to Rail [m]	4.5	2.5	1.5	1.8	0.6	1.1
Avg. Stride Freq. [Hz]	2.3	2.5	2.5	2.5	2.5	2.4
Avg. Stride Length [m]	5.3	7.3	7.4	7.3	7.0	7.1



- [] Ranking at each section and finish
- .-.- No data available at this section
- NA No data available



Horse/Jockey Name	My Dog Diesel
Final Rank	2
Fastest Section Time (Section)	0:07.85 (Overall)
Top Speed [km/h] (Section)	66.5 (800m)
Race State	Finished



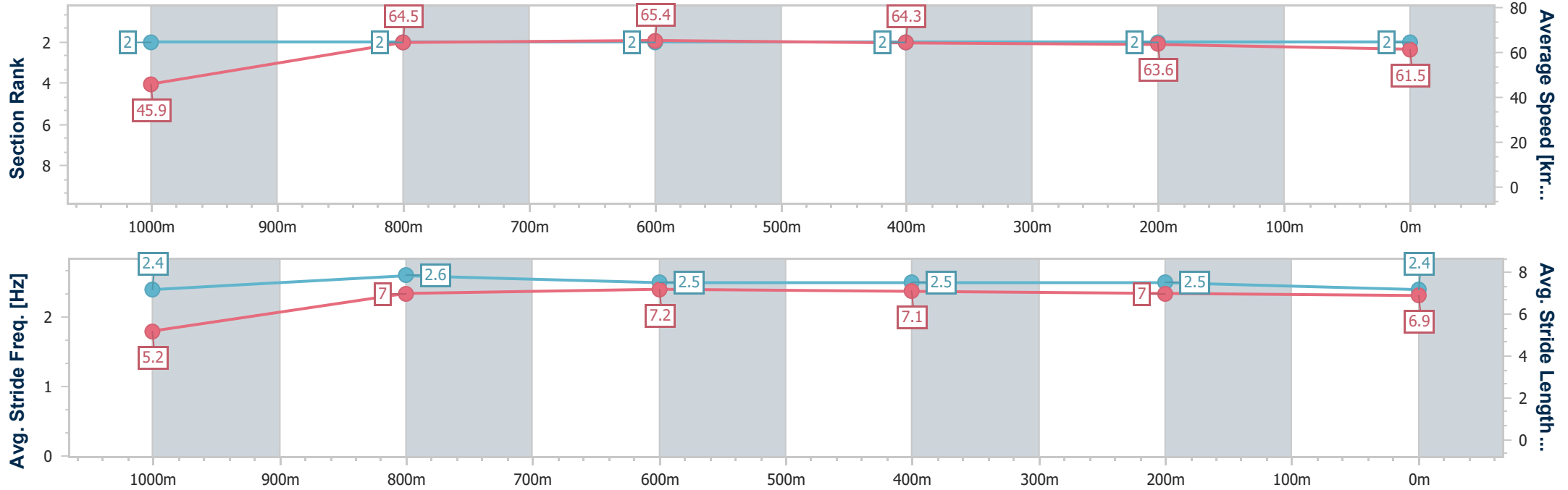
Aquis Park Gold Coast Poly QLD Professional
 Race 4: DEWALT Guaranteed Tough BENCHMARK 62 Handicap - 1100m



23 March 2024 - 14:44

Track Rating: Synthetic , Weather: Overcast, Rail Position: True

Section	Overall	1000m	800m	600m	400m	200m
Section Times	1:04.33 [2] (0:07.85)	0:56.48 [2] (0:11.14)	0:45.34 [2] (0:11.06)	0:34.28 [2] (0:11.20)	0:23.08 [2] (0:11.31)	0:11.77 [2] (0:11.77)
Average Speed [km/h]	45.9	64.5	65.4	64.3	63.6	61.5
Top Speed [km/h]	62.4	66.1	66.5	65.6	64.2	63.1
Avg. Dist. to Rail [m]	1.8	0.9	0.4	0.4	0.2	0.7
Avg. Stride Freq. [Hz]	2.4	2.6	2.5	2.5	2.5	2.4
Avg. Stride Length [m]	5.2	7.0	7.2	7.1	7.0	6.9



- [] Ranking at each section and finish
- .-.- No data available at this section
- NA No data available



Horse/Jockey Name	Caderas
Final Rank	3
Fastest Section Time (Section)	0:07.94 (Overall)
Top Speed [km/h] (Section)	67.3 (600m)
Race State	Finished



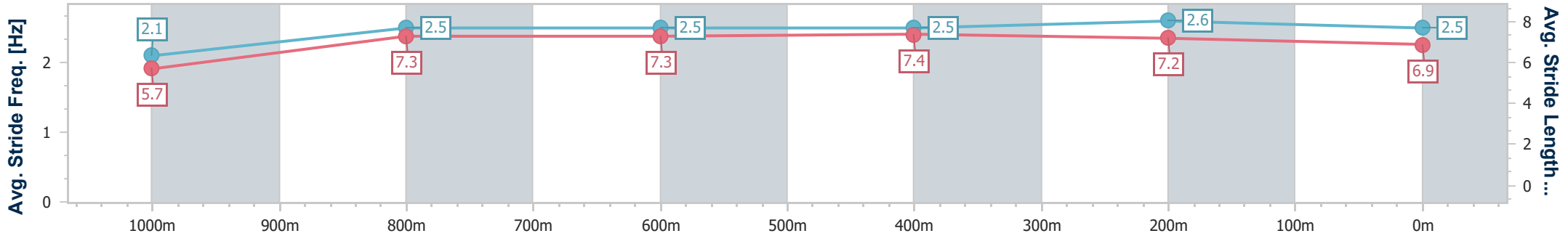
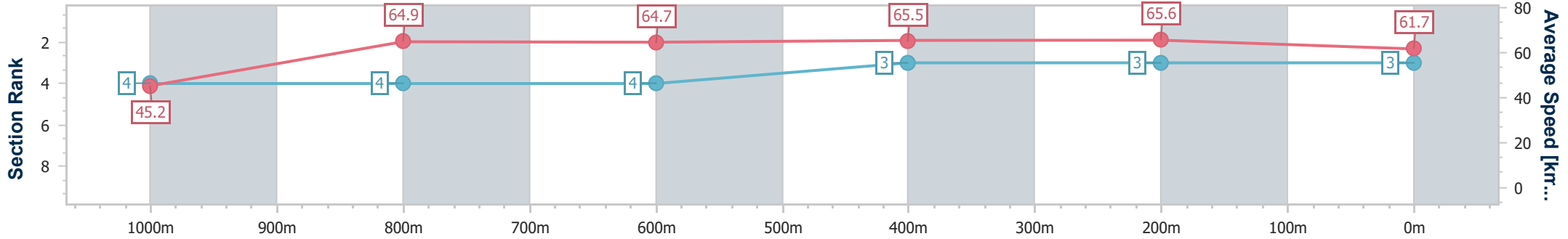
Aquis Park Gold Coast Poly QLD Professional
 Race 4: DEWALT Guaranteed Tough BENCHMARK 62 Handicap - 1100m



23 March 2024 - 14:44

Track Rating: Synthetic , Weather: Overcast, Rail Position: True

Section	Overall	1000m	800m	600m	400m	200m
Section Times	1:04.38 [3] (0:07.94)	0:56.44 [4] (0:11.14)	0:45.30 [4] (0:11.20)	0:34.10 [4] (0:11.23)	0:22.87 [3] (0:11.11)	0:11.76 [3] (0:11.76)
Average Speed [km/h]	45.2	64.9	64.7	65.5	65.6	61.7
Top Speed [km/h]	60.3	66.6	67.2	67.3	66.8	63.4
Avg. Dist. to Rail [m]	2.1	0.5	1.9	4.0	4.4	3.5
Avg. Stride Freq. [Hz]	2.1	2.5	2.5	2.5	2.6	2.5
Avg. Stride Length [m]	5.7	7.3	7.3	7.4	7.2	6.9



- [] Ranking at each section and finish
- .-.- No data available at this section
- NA No data available



Horse/Jockey Name	Snow Falcon
Final Rank	4
Fastest Section Time (Section)	0:08.18 (Overall)
Top Speed [km/h] (Section)	66.5 (1000m)
Race State	Finished



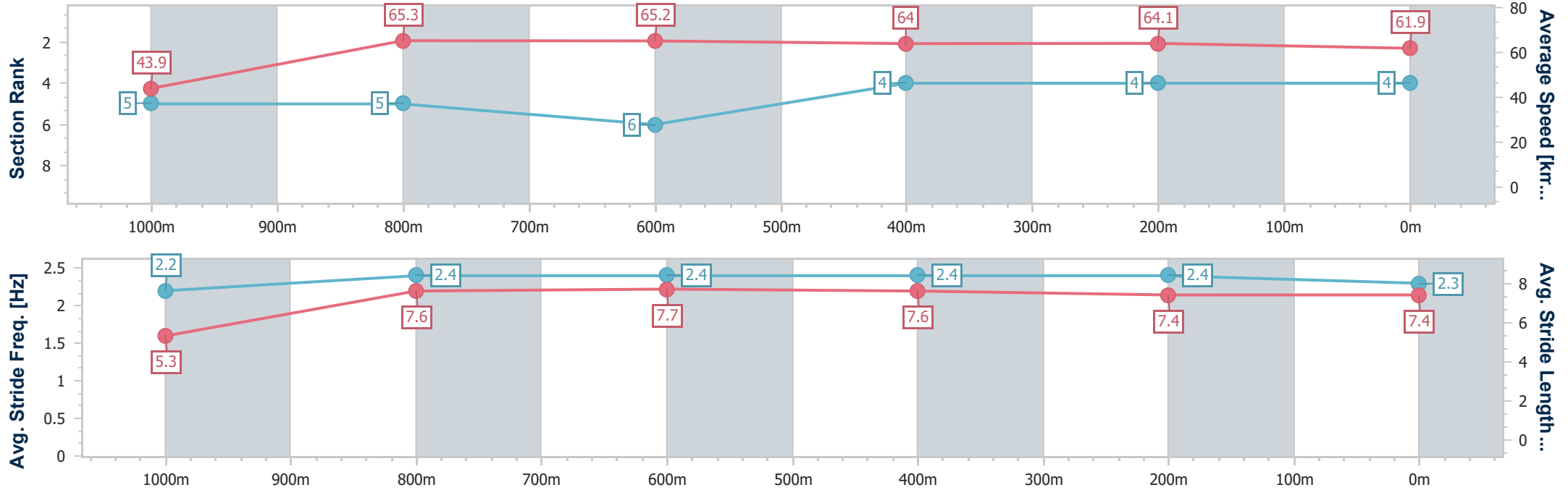
Aquis Park Gold Coast Poly QLD Professional
 Race 4: DEWALT Guaranteed Tough BENCHMARK 62 Handicap - 1100m



23 March 2024 - 14:44

Track Rating: Synthetic , Weather: Overcast, Rail Position: True

Section	Overall	1000m	800m	600m	400m	200m
Section Times	1:04.56 [4] (0:08.18)	0:56.38 [5] (0:11.04)	0:45.34 [5] (0:11.09)	0:34.25 [6] (0:11.24)	0:23.01 [4] (0:11.25)	0:11.76 [4] (0:11.76)
Average Speed [km/h]	43.9	65.3	65.2	64.0	64.1	61.9
Top Speed [km/h]	62.2	66.5	66.2	65.8	65.5	64.2
Avg. Dist. to Rail [m]	0.7	0.4	0.6	0.8	1.2	1.8
Avg. Stride Freq. [Hz]	2.2	2.4	2.4	2.4	2.4	2.3
Avg. Stride Length [m]	5.3	7.6	7.7	7.6	7.4	7.4



- [] Ranking at each section and finish
- .-.- No data available at this section
- NA No data available



Horse/Jockey Name	Airstrike
Final Rank	5
Fastest Section Time (Section)	0:08.27 (Overall)
Top Speed [km/h] (Section)	67.6 (1000m)
Race State	Finished



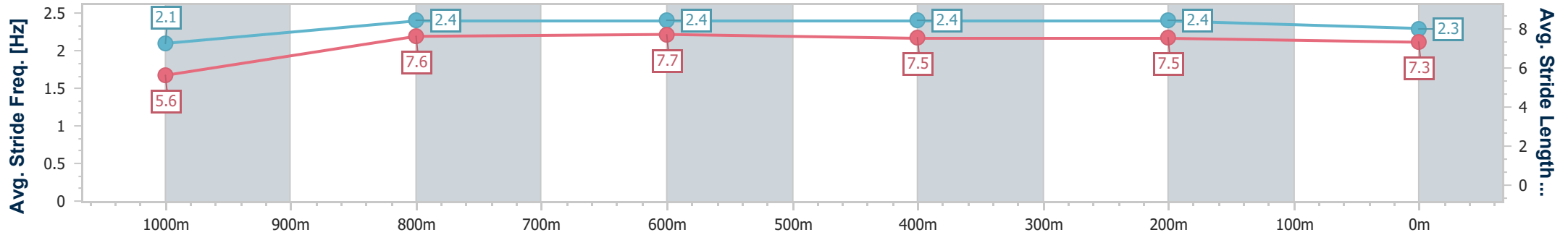
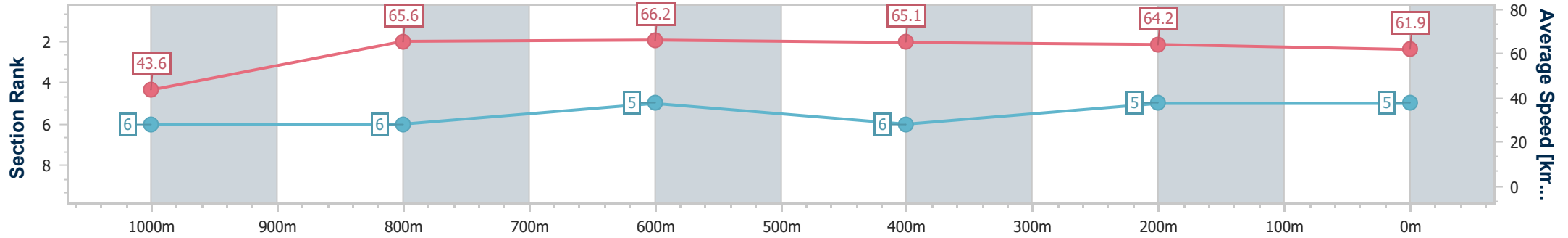
Aquis Park Gold Coast Poly QLD Professional
 Race 4: DEWALT Guaranteed Tough BENCHMARK 62 Handicap - 1100m



23 March 2024 - 14:44

Track Rating: Synthetic , Weather: Overcast, Rail Position: True

Section	Overall	1000m	800m	600m	400m	200m
Section Times	1:04.59 [5] (0:08.27)	0:56.32 [6] (0:11.05)	0:45.27 [6] (0:10.99)	0:34.28 [5] (0:11.25)	0:23.03 [6] (0:11.37)	0:11.66 [5] (0:11.66)
Average Speed [km/h]	43.6	65.6	66.2	65.1	64.2	61.9
Top Speed [km/h]	62.6	67.6	67.5	66.5	64.6	63.7
Avg. Dist. to Rail [m]	5.6	2.8	1.9	3.1	4.3	4.8
Avg. Stride Freq. [Hz]	2.1	2.4	2.4	2.4	2.4	2.3
Avg. Stride Length [m]	5.6	7.6	7.7	7.5	7.5	7.3



- [] Ranking at each section and finish
- .-.- No data available at this section
- NA No data available



Horse/Jockey Name	Destiny's Republic
Final Rank	6
Fastest Section Time (Section)	0:07.84 (Overall)
Top Speed [km/h] (Section)	66.5 (800m)
Race State	Finished



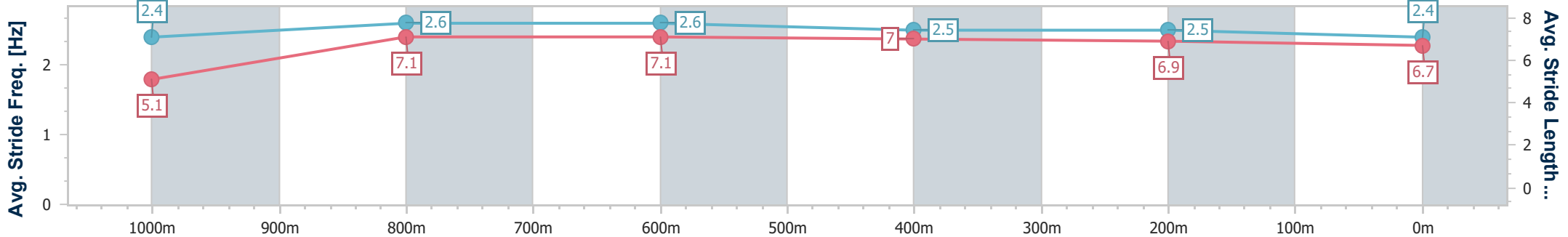
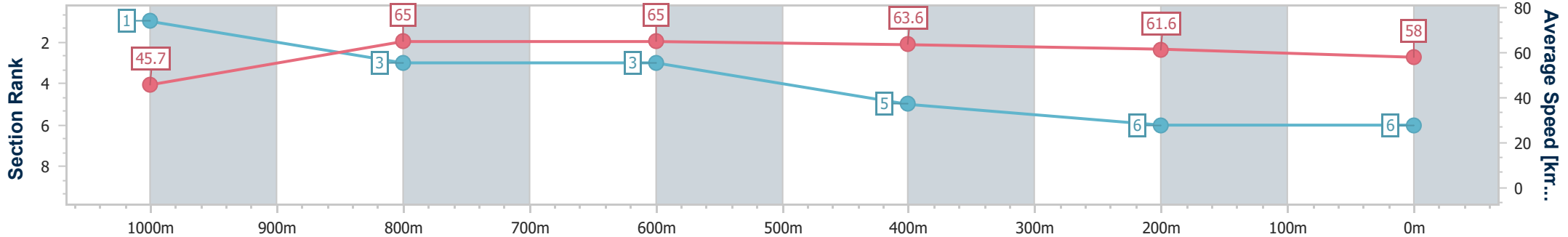
Aquis Park Gold Coast Poly QLD Professional
 Race 4: DEWALT Guaranteed Tough BENCHMARK 62 Handicap - 1100m



23 March 2024 - 14:44

Track Rating: Synthetic , Weather: Overcast, Rail Position: True

Section	Overall	1000m	800m	600m	400m	200m
Section Times	1:05.79 [6] (0:07.84)	0:57.95 [1] (0:11.16)	0:46.79 [3] (0:11.11)	0:35.68 [3] (0:11.45)	0:24.23 [5] (0:11.73)	0:12.50 [6] (0:12.50)
Average Speed [km/h]	45.7	65.0	65.0	63.6	61.6	58.0
Top Speed [km/h]	62.8	65.8	66.5	65.6	62.9	60.2
Avg. Dist. to Rail [m]	3.1	1.6	0.8	2.2	3.0	2.8
Avg. Stride Freq. [Hz]	2.4	2.6	2.6	2.5	2.5	2.4
Avg. Stride Length [m]	5.1	7.1	7.1	7.0	6.9	6.7



- [] Ranking at each section and finish
- .-.- No data available at this section
- NA No data available



Aquis Park Gold Coast Poly QLD Professional

Race 5: Total Tools Burleigh Waters BENCHMARK 55 Handicap - 1050m

23 March 2024 - 15:25



Track Rating: Synthetic , Weather: Overcast, Rail Position: True

Section		Overall										Last 600m	
Field Times		1:00.93										0:34.24	
		(0:04.84)											
		1000m											
		0:56.09											
		(0:11.03)											
		800m											
		0:45.06											
		(0:10.82)											
		600m											
		0:34.24											
		(0:10.94)											
		400m											
		0:23.30											
		(0:11.51)											
		200m											
		0:11.79											
		(0:11.79)											
Rank	TAB	Horse/Jockey	Barrier	Top Speed [km/h]	Fastest Section	Overall	1000m	800m	600m	400m	200m	Margin	Distance Travelled [m]
1	2	FULLHAM Noel Callow	2	69.1	0:05.00	1:00.93 [1] (0:05.00)	0:55.93 [6] (0:10.94)	0:44.99 [3] (0:10.78)	0:34.21 [2] (0:10.95)	0:23.26 [2] (0:11.47)	0:11.79 [1] (0:11.79)	1:00.93	0:34.21
2	7	TORRE EGGER Paul Hammersley	7	68.5	0:04.95	1:01.48 [2] (0:04.95)	0:56.53 [3] (0:11.19)	0:45.34 [5] (0:10.92)	0:34.42 [6] (0:11.05)	0:23.37 [5] (0:11.41)	0:11.96 [3] (0:11.96)	3L	0:34.42 -3
3	6	MARLEEDOONE Jai Williams	6	67.7	0:05.09	1:01.49 [3] (0:05.09)	0:56.40 [8] (0:11.52)	0:44.88 [9] (0:10.84)	0:34.04 [8] (0:11.02)	0:23.02 [8] (0:11.15)	0:11.87 [4] (0:11.87)	3.1L	0:34.04 -8
4	8	ART HEIST Jag Guthmann-Chester	8	67.4	0:04.95	1:01.72 [4] (0:04.95)	0:56.77 [3] (0:11.42)	0:45.35 [7] (0:10.83)	0:34.52 [7] (0:11.17)	0:23.35 [7] (0:11.47)	0:11.88 [7] (0:11.88)	4.4L	0:34.52 -5
5	9	GRANDEUR ROSE Elione Chaves	9	69.1	0:04.84	1:01.76 [5] (0:04.84)	0:56.92 [1] (0:11.03)	0:45.89 [1] (0:11.02)	0:34.87 [3] (0:11.15)	0:23.72 [4] (0:11.67)	0:12.05 [5] (0:12.05)	4.6L	0:34.87 -3
6	4	THIEF BY NIGHT Michael Cahill	4	68.8	0:05.00	1:01.93 [6] (0:05.00)	0:56.93 [5] (0:10.92)	0:46.01 [2] (0:10.77)	0:35.24 [1] (0:10.94)	0:24.30 [1] (0:11.70)	0:12.60 [2] (0:12.60)	5.4L	0:35.24 -8
7	1	SEPTEMBER GIRL Casey Waddell	1	68.4	0:04.90	1:02.01 [7] (0:04.90)	0:57.11 [2] (0:11.28)	0:45.83 [6] (0:10.84)	0:34.99 [5] (0:11.22)	0:23.77 [6] (0:11.51)	0:12.26 [6] (0:12.26)	5.9L	0:34.99 +3
8	5	TRUE PATRIOT Cody Collis	5	68.7	0:05.35	1:02.49 [8] (0:05.35)	0:57.14 [10] (0:11.51)	0:45.63 [10] (0:10.92)	0:34.71 [10] (0:11.09)	0:23.62 [10] (0:11.50)	0:12.12 [9] (0:12.12)	8.7L	0:34.71 -1
9	3	CAPTAIN ARTIE Emily Lang	3	68.0	0:05.07	1:02.69 [9] (0:05.07)	0:57.62 [7] (0:10.99)	0:46.63 [4] (0:10.88)	0:35.75 [4] (0:11.09)	0:24.66 [3] (0:11.85)	0:12.81 [8] (0:12.81)	9.7L	0:35.75 -9
10	10	FLEUR DE ROSE Girish Goomany	10	68.6	0:05.21	1:02.98 [10] (0:05.21)	0:57.77 [9] (0:11.39)	0:46.38 [8] (0:10.91)	0:35.47 [9] (0:11.22)	0:24.25 [9] (0:11.77)	0:12.48 [10] (0:12.48)	11.2L	0:35.47 +1

[] Ranking at each section and finish
 :---: No data available at this section
 NA No data available

SCN Saddle cloth number
 DNF Did not finish
 DNT Did not track



Horse/Jockey Name	Fullham
Final Rank	1
Fastest Section Time (Section)	0:05.00 (Overall)
Top Speed [km/h] (Section)	69.1 (1000m)
Race State	Finished



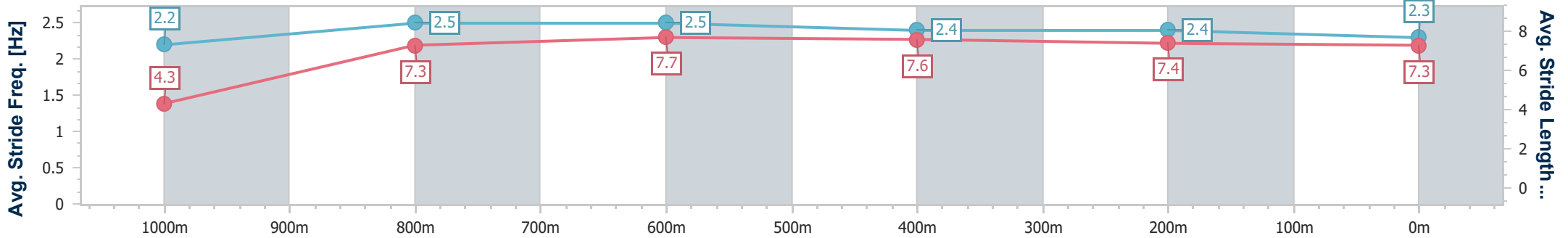
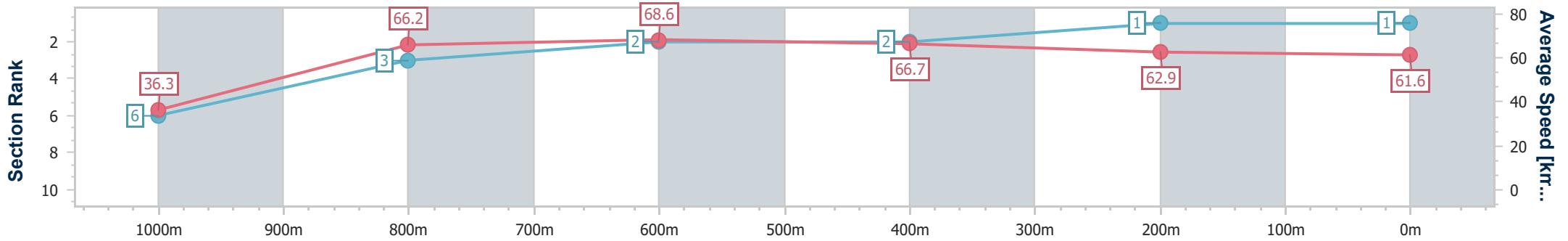
Aquis Park Gold Coast Poly QLD Professional
 Race 5: Total Tools Burleigh Waters BENCHMARK 55 Handicap - 1050m



23 March 2024 - 15:25

Track Rating: Synthetic , Weather: Overcast, Rail Position: True

Section	Overall	1000m	800m	600m	400m	200m
Section Times	1:00.93 [1] (0:05.00)	0:55.93 [6] (0:10.94)	0:44.99 [3] (0:10.78)	0:34.21 [2] (0:10.95)	0:23.26 [2] (0:11.47)	0:11.79 [1] (0:11.79)
Average Speed [km/h]	36.3	66.2	68.6	66.7	62.9	61.6
Top Speed [km/h]	57.1	69.1	69.0	68.9	64.8	63.4
Avg. Dist. to Rail [m]	3.8	3.0	4.5	2.8	1.9	2.0
Avg. Stride Freq. [Hz]	2.2	2.5	2.5	2.4	2.4	2.3
Avg. Stride Length [m]	4.3	7.3	7.7	7.6	7.4	7.3



- [] Ranking at each section and finish
- .-.- No data available at this section
- NA No data available



Horse/Jockey Name	Torre Egger
Final Rank	2
Fastest Section Time (Section)	0:04.95 (Overall)
Top Speed [km/h] (Section)	68.5 (1000m)
Race State	Finished



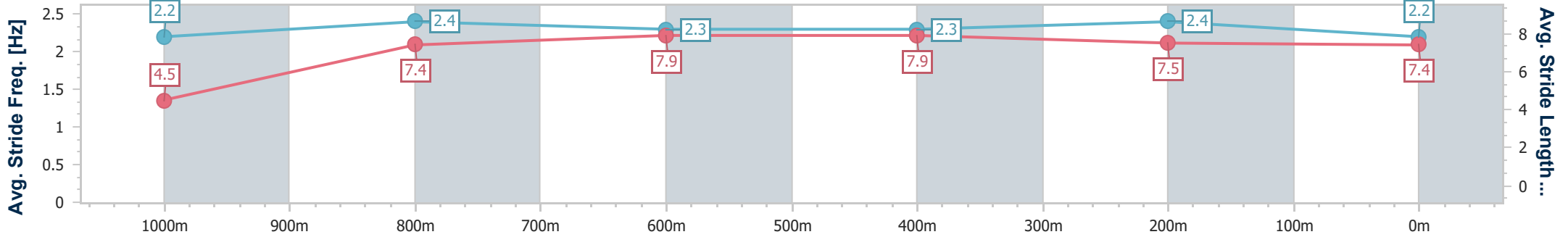
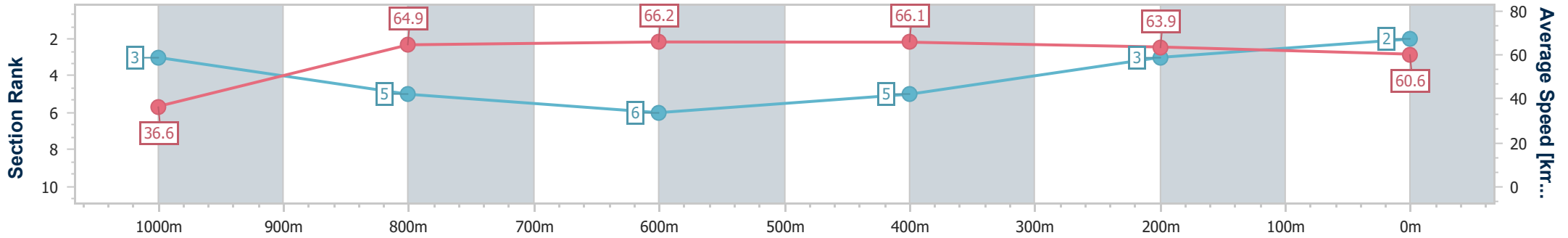
Aquis Park Gold Coast Poly QLD Professional
 Race 5: Total Tools Burleigh Waters BENCHMARK 55 Handicap - 1050m



23 March 2024 - 15:25

Track Rating: Synthetic , Weather: Overcast, Rail Position: True

Section	Overall	1000m	800m	600m	400m	200m
Section Times	1:01.48 [2] (0:04.95)	0:56.53 [3] (0:11.19)	0:45.34 [5] (0:10.92)	0:34.42 [6] (0:11.05)	0:23.37 [5] (0:11.41)	0:11.96 [3] (0:11.96)
Average Speed [km/h]	36.6	64.9	66.2	66.1	63.9	60.6
Top Speed [km/h]	56.1	68.5	68.3	67.8	64.8	62.2
Avg. Dist. to Rail [m]	3.6	2.6	1.6	2.6	3.9	3.6
Avg. Stride Freq. [Hz]	2.2	2.4	2.3	2.3	2.4	2.2
Avg. Stride Length [m]	4.5	7.4	7.9	7.9	7.5	7.4



- [] Ranking at each section and finish
- .-.- No data available at this section
- NA No data available



Horse/Jockey Name	Marleedoone
Final Rank	3
Fastest Section Time (Section)	0:05.09 (Overall)
Top Speed [km/h] (Section)	67.7 (600m)
Race State	Finished



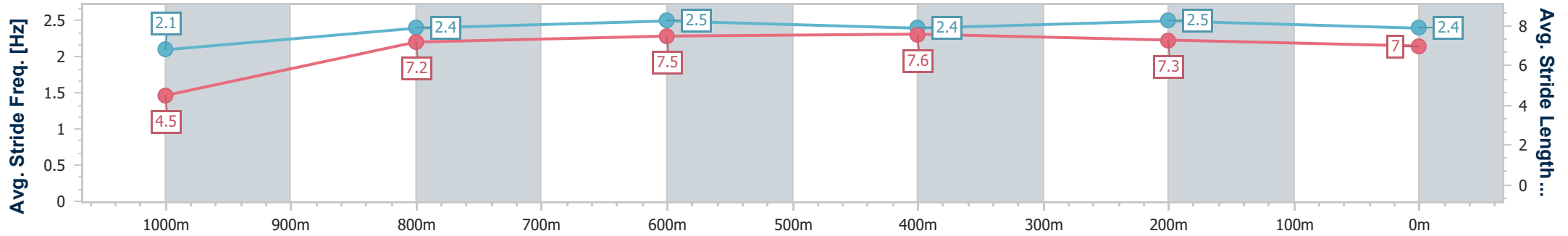
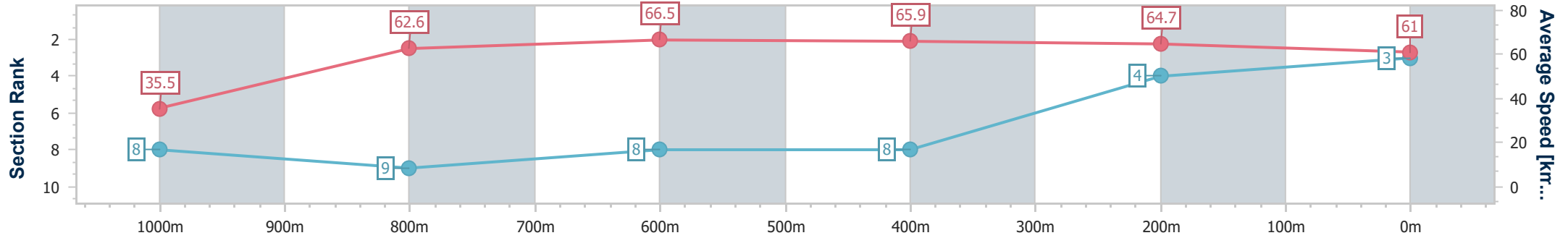
Aquis Park Gold Coast Poly QLD Professional
 Race 5: Total Tools Burleigh Waters BENCHMARK 55 Handicap - 1050m



23 March 2024 - 15:25

Track Rating: Synthetic , Weather: Overcast, Rail Position: True

Section	Overall	1000m	800m	600m	400m	200m
Section Times	1:01.49 [3] (0:05.09)	0:56.40 [8] (0:11.52)	0:44.88 [9] (0:10.84)	0:34.04 [8] (0:11.02)	0:23.02 [8] (0:11.15)	0:11.87 [4] (0:11.87)
Average Speed [km/h]	35.5	62.6	66.5	65.9	64.7	61.0
Top Speed [km/h]	51.8	67.1	67.2	67.7	65.7	63.0
Avg. Dist. to Rail [m]	5.6	1.8	0.5	1.5	1.2	1.1
Avg. Stride Freq. [Hz]	2.1	2.4	2.5	2.4	2.5	2.4
Avg. Stride Length [m]	4.5	7.2	7.5	7.6	7.3	7.0



- [] Ranking at each section and finish
- .-.- No data available at this section
- NA No data available



Horse/Jockey Name	Art Heist
Final Rank	4
Fastest Section Time (Section)	0:04.95 (Overall)
Top Speed [km/h] (Section)	67.4 (600m)
Race State	Finished



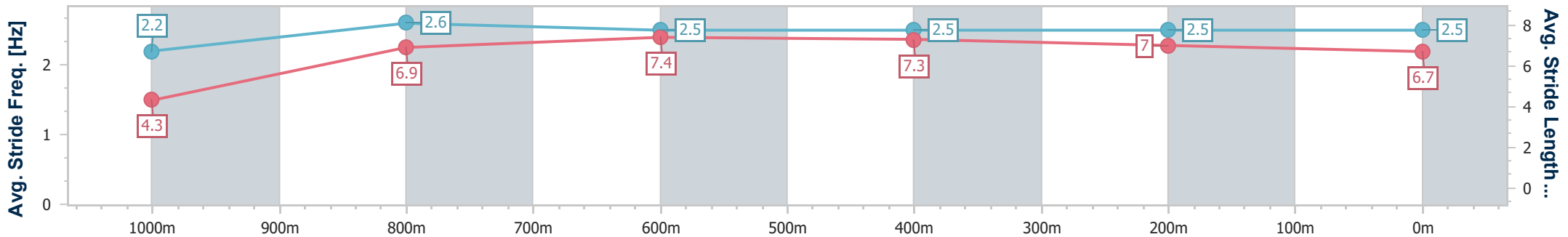
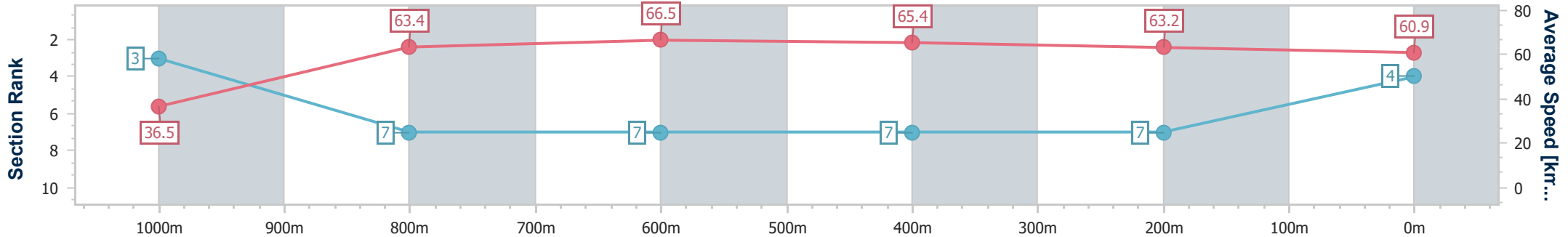
Aquis Park Gold Coast Poly QLD Professional
 Race 5: Total Tools Burleigh Waters BENCHMARK 55 Handicap - 1050m



23 March 2024 - 15:25

Track Rating: Synthetic , Weather: Overcast, Rail Position: True

Section	Overall	1000m	800m	600m	400m	200m
Section Times	1:01.72 [4] (0:04.95)	0:56.77 [3] (0:11.42)	0:45.35 [7] (0:10.83)	0:34.52 [7] (0:11.17)	0:23.35 [7] (0:11.47)	0:11.88 [7] (0:11.88)
Average Speed [km/h]	36.5	63.4	66.5	65.4	63.2	60.9
Top Speed [km/h]	55.3	67.2	67.2	67.4	63.8	63.1
Avg. Dist. to Rail [m]	6.6	3.6	0.9	2.8	3.9	4.8
Avg. Stride Freq. [Hz]	2.2	2.6	2.5	2.5	2.5	2.5
Avg. Stride Length [m]	4.3	6.9	7.4	7.3	7.0	6.7



- [] Ranking at each section and finish
- .-.- No data available at this section
- NA No data available



Horse/Jockey Name	Grandeur Rose
Final Rank	5
Fastest Section Time (Section)	0:04.84 (Overall)
Top Speed [km/h] (Section)	69.1 (1000m)
Race State	Finished



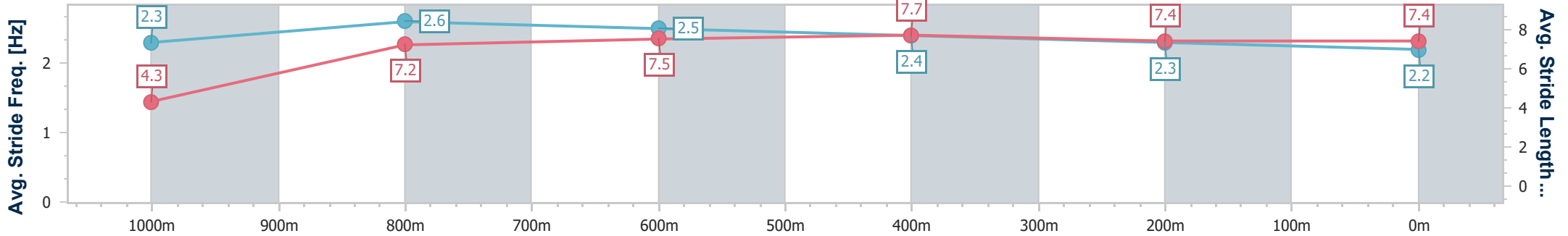
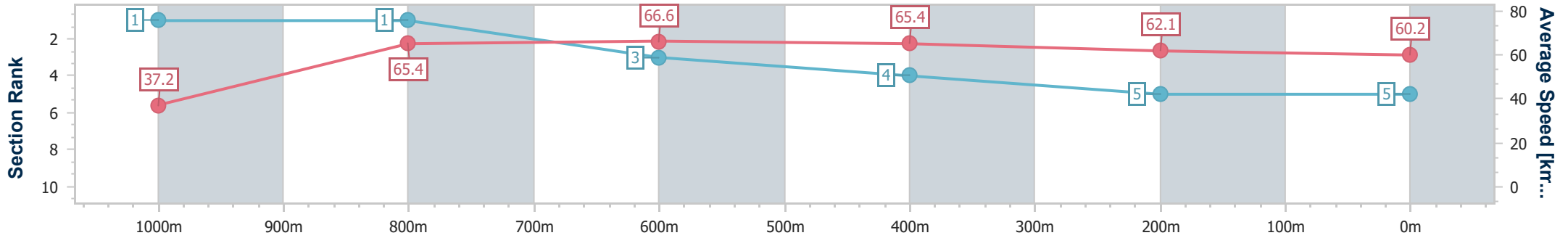
Aquis Park Gold Coast Poly QLD Professional
 Race 5: Total Tools Burleigh Waters BENCHMARK 55 Handicap - 1050m



23 March 2024 - 15:25

Track Rating: Synthetic , Weather: Overcast, Rail Position: True

Section	Overall	1000m	800m	600m	400m	200m
Section Times	1:01.76 [5] (0:04.84)	0:56.92 [1] (0:11.03)	0:45.89 [1] (0:11.02)	0:34.87 [3] (0:11.15)	0:23.72 [4] (0:11.67)	0:12.05 [5] (0:12.05)
Average Speed [km/h]	37.2	65.4	66.6	65.4	62.1	60.2
Top Speed [km/h]	56.3	69.1	67.9	68.4	63.1	60.8
Avg. Dist. to Rail [m]	0.3	0.3	3.3	3.1	3.1	3.3
Avg. Stride Freq. [Hz]	2.3	2.6	2.5	2.4	2.3	2.2
Avg. Stride Length [m]	4.3	7.2	7.5	7.7	7.4	7.4



- [] Ranking at each section and finish
- .-.- No data available at this section
- NA No data available



Horse/Jockey Name	Thief By Night
Final Rank	6
Fastest Section Time (Section)	0:05.00 (Overall)
Top Speed [km/h] (Section)	68.8 (800m)
Race State	Finished



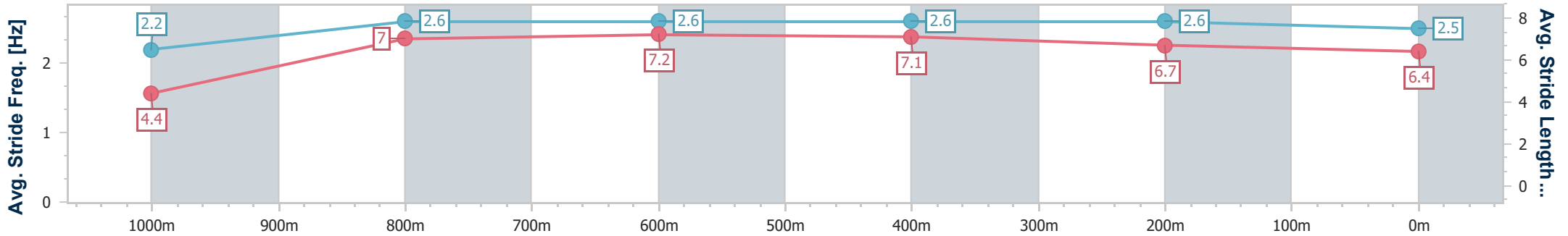
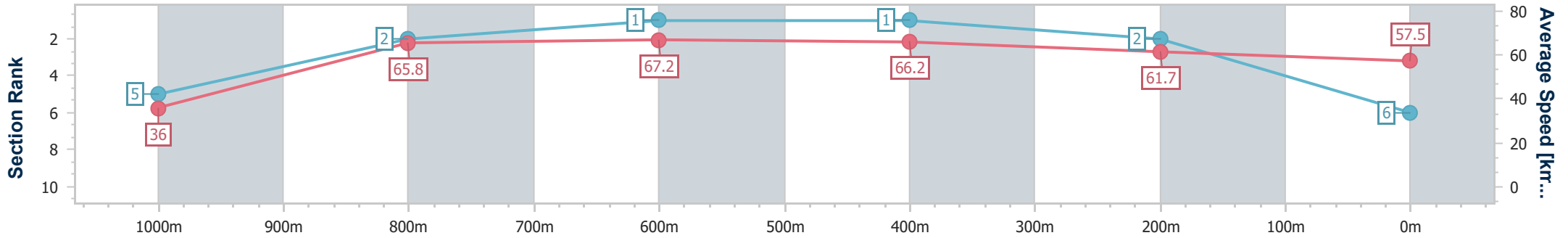
Aquis Park Gold Coast Poly QLD Professional
 Race 5: Total Tools Burleigh Waters BENCHMARK 55 Handicap - 1050m



23 March 2024 - 15:25

Track Rating: Synthetic , Weather: Overcast, Rail Position: True

Section	Overall	1000m	800m	600m	400m	200m
Section Times	1:01.93 [6] (0:05.00)	0:56.93 [5] (0:10.92)	0:46.01 [2] (0:10.77)	0:35.24 [1] (0:10.94)	0:24.30 [1] (0:11.70)	0:12.60 [2] (0:12.60)
Average Speed [km/h]	36.0	65.8	67.2	66.2	61.7	57.5
Top Speed [km/h]	56.8	68.7	68.8	68.7	63.1	60.2
Avg. Dist. to Rail [m]	0.3	0.4	1.0	1.4	1.7	2.4
Avg. Stride Freq. [Hz]	2.2	2.6	2.6	2.6	2.6	2.5
Avg. Stride Length [m]	4.4	7.0	7.2	7.1	6.7	6.4



- [] Ranking at each section and finish
- .-.- No data available at this section
- NA No data available



Horse/Jockey Name	September Girl
Final Rank	7
Fastest Section Time (Section)	0:04.90 (Overall)
Top Speed [km/h] (Section)	68.4 (800m)
Race State	Finished



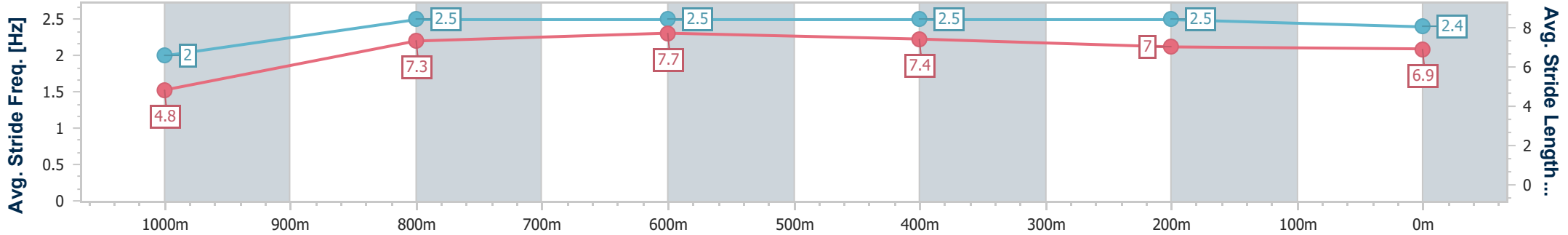
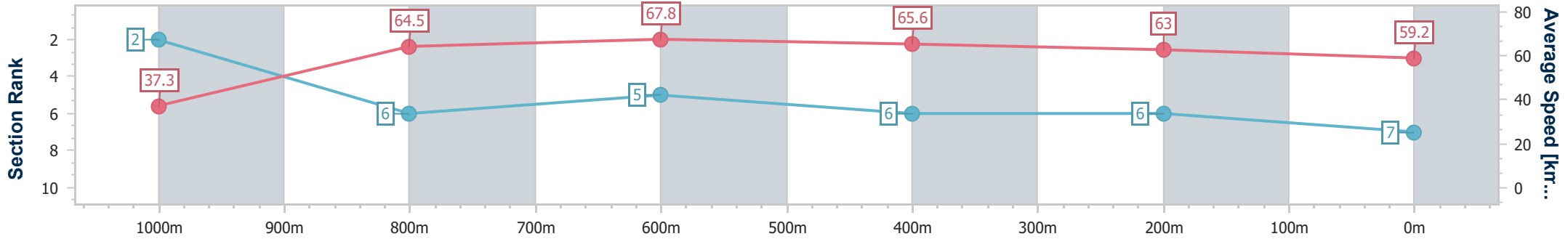
Aquis Park Gold Coast Poly QLD Professional
 Race 5: Total Tools Burleigh Waters BENCHMARK 55 Handicap - 1050m



23 March 2024 - 15:25

Track Rating: Synthetic , Weather: Overcast, Rail Position: True

Section	Overall	1000m	800m	600m	400m	200m
Section Times	1:02.01 [7] (0:04.90)	0:57.11 [2] (0:11.28)	0:45.83 [6] (0:10.84)	0:34.99 [5] (0:11.22)	0:23.77 [6] (0:11.51)	0:12.26 [6] (0:12.26)
Average Speed [km/h]	37.3	64.5	67.8	65.6	63.0	59.2
Top Speed [km/h]	55.4	67.9	68.4	67.2	64.2	61.8
Avg. Dist. to Rail [m]	8.3	4.7	3.7	4.7	4.6	6.2
Avg. Stride Freq. [Hz]	2.0	2.5	2.5	2.5	2.5	2.4
Avg. Stride Length [m]	4.8	7.3	7.7	7.4	7.0	6.9



- [] Ranking at each section and finish
- .-.- No data available at this section
- NA No data available



Horse/Jockey Name	True Patriot
Final Rank	8
Fastest Section Time (Section)	0:05.35 (Overall)
Top Speed [km/h] (Section)	68.7 (600m)
Race State	Finished



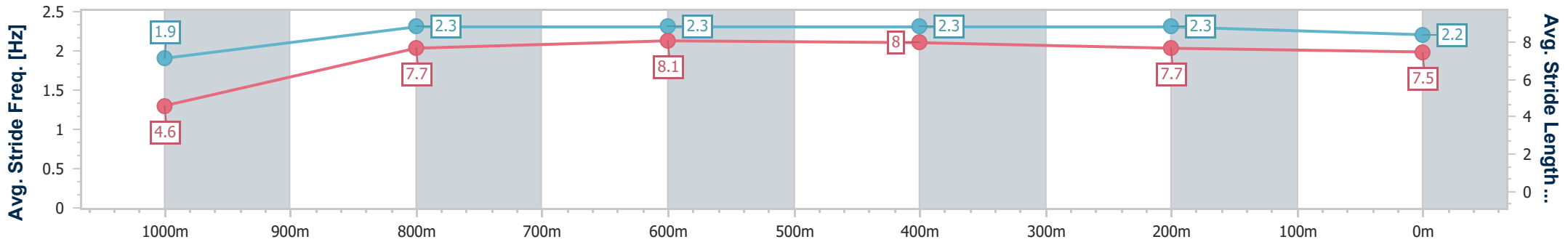
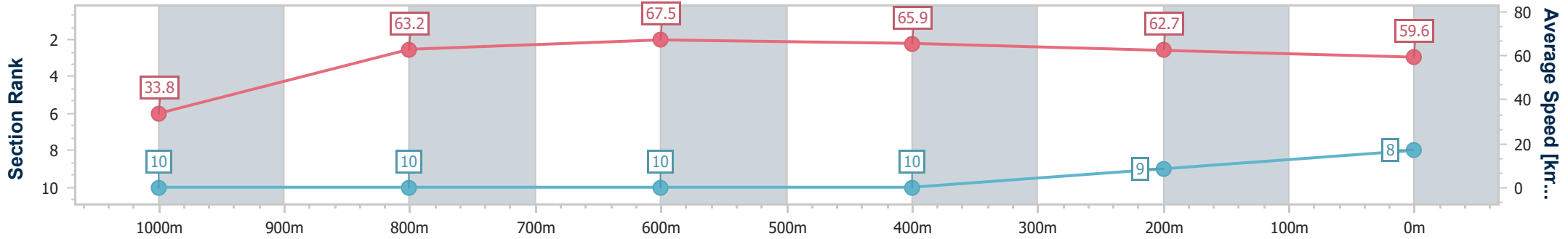
Aquis Park Gold Coast Poly QLD Professional
 Race 5: Total Tools Burleigh Waters BENCHMARK 55 Handicap - 1050m



23 March 2024 - 15:25

Track Rating: Synthetic , Weather: Overcast, Rail Position: True

Section	Overall	1000m	800m	600m	400m	200m
Section Times	1:02.49 [8] (0:05.35)	0:57.14 [10] (0:11.51)	0:45.63 [10] (0:10.92)	0:34.71 [10] (0:11.09)	0:23.62 [10] (0:11.50)	0:12.12 [9] (0:12.12)
Average Speed [km/h]	33.8	63.2	67.5	65.9	62.7	59.6
Top Speed [km/h]	52.7	67.5	68.6	68.7	63.8	61.8
Avg. Dist. to Rail [m]	5.2	3.7	4.2	3.4	3.8	7.4
Avg. Stride Freq. [Hz]	1.9	2.3	2.3	2.3	2.3	2.2
Avg. Stride Length [m]	4.6	7.7	8.1	8.0	7.7	7.5



- [] Ranking at each section and finish
- .-.- No data available at this section
- NA No data available



Horse/Jockey Name	Captain Artie
Final Rank	9
Fastest Section Time (Section)	0:05.07 (Overall)
Top Speed [km/h] (Section)	68.0 (1000m)
Race State	Finished



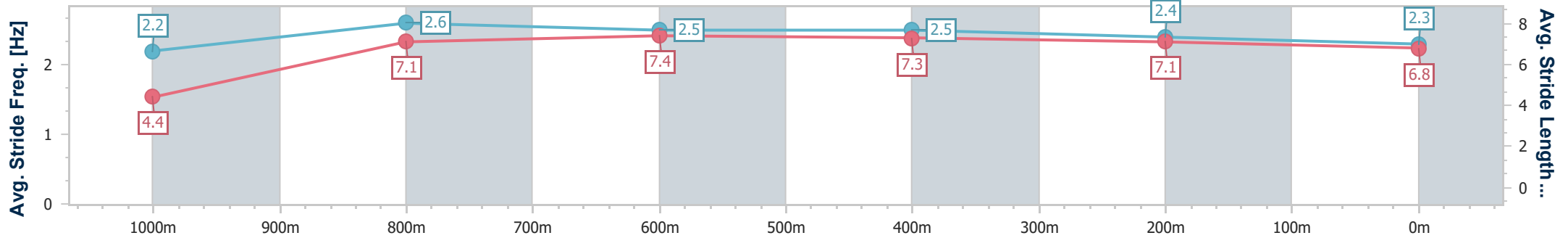
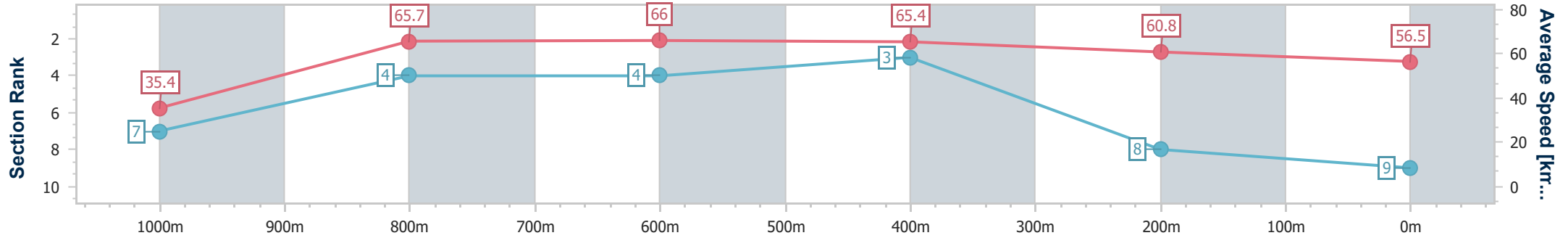
Aquis Park Gold Coast Poly QLD Professional
 Race 5: Total Tools Burleigh Waters BENCHMARK 55 Handicap - 1050m



23 March 2024 - 15:25

Track Rating: Synthetic , Weather: Overcast, Rail Position: True

Section	Overall	1000m	800m	600m	400m	200m
Section Times	1:02.69 [9] (0:05.07)	0:57.62 [7] (0:10.99)	0:46.63 [4] (0:10.88)	0:35.75 [4] (0:11.09)	0:24.66 [3] (0:11.85)	0:12.81 [8] (0:12.81)
Average Speed [km/h]	35.4	65.7	66.0	65.4	60.8	56.5
Top Speed [km/h]	56.7	68.0	67.5	66.8	64.1	59.0
Avg. Dist. to Rail [m]	3.0	1.3	0.7	1.5	0.5	0.4
Avg. Stride Freq. [Hz]	2.2	2.6	2.5	2.5	2.4	2.3
Avg. Stride Length [m]	4.4	7.1	7.4	7.3	7.1	6.8



- [] Ranking at each section and finish
- .-.- No data available at this section
- NA No data available



Horse/Jockey Name	Fleur De Rose
Final Rank	10
Fastest Section Time (Section)	0:05.21 (Overall)
Top Speed [km/h] (Section)	68.6 (600m)
Race State	Finished



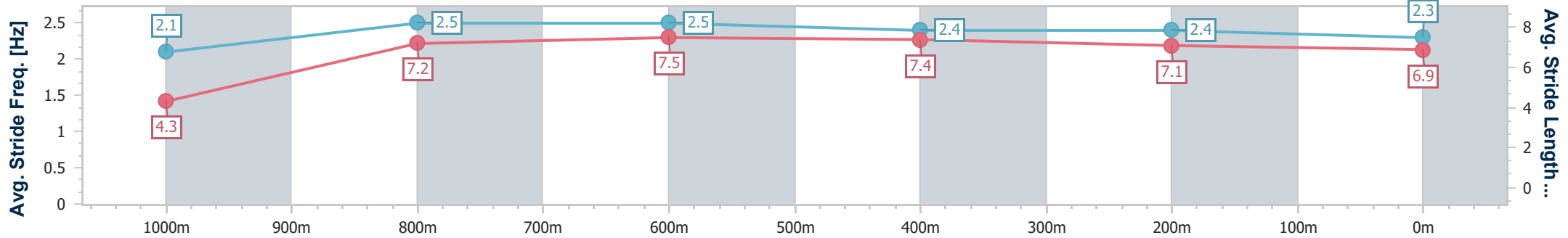
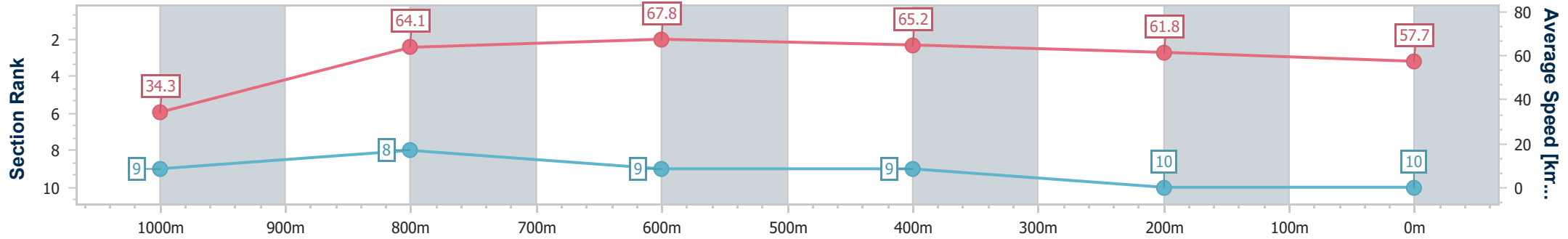
Aquis Park Gold Coast Poly QLD Professional
 Race 5: Total Tools Burleigh Waters BENCHMARK 55 Handicap - 1050m



23 March 2024 - 15:25

Track Rating: Synthetic , Weather: Overcast, Rail Position: True

Section	Overall	1000m	800m	600m	400m	200m
Section Times	1:02.98 [10] (0:05.21)	0:57.77 [9] (0:11.39)	0:46.38 [8] (0:10.91)	0:35.47 [9] (0:11.22)	0:24.25 [9] (0:11.77)	0:12.48 [10] (0:12.48)
Average Speed [km/h]	34.3	64.1	67.8	65.2	61.8	57.7
Top Speed [km/h]	52.7	68.4	68.5	68.6	64.2	60.1
Avg. Dist. to Rail [m]	8.0	4.7	4.7	4.1	4.6	4.8
Avg. Stride Freq. [Hz]	2.1	2.5	2.5	2.4	2.4	2.3
Avg. Stride Length [m]	4.3	7.2	7.5	7.4	7.1	6.9



- [] Ranking at each section and finish
- .-.- No data available at this section
- NA No data available



Aquis Park Gold Coast Poly QLD Professional

Race 6: Makita Australia QTIS Three-Year-Old Maiden Handicap - 1200m



23 March 2024 - 16:08

Track Rating: Synthetic , Weather: Overcast, Rail Position: True

Section		Overall	1000m	800m	600m	400m	200m	Last 600m					
Field Times		1:10.64 (0:13.21)	0:57.43 (0:10.41)	0:47.02 (0:11.05)	0:35.97 (0:11.38)	0:24.59 (0:11.90)	0:12.69 (0:12.69)	0:35.97					
Rank	TAB Horse/Jockey	Barrier	Top Speed [km/h]	Fastest Section								Margin	Distance Travelled [m]
1	4 IT'S RAINING AGAIN Cody Collis	4	70.2 1000m	0:10.41 1000m	1:10.64 [1] (0:13.21)	0:57.43 [1] (0:10.41)	0:47.02 [1] (0:11.05)	0:35.97 [1] (0:11.38)	0:24.59 [1] (0:11.90)	0:12.69 [1] (0:12.69)	1:10.64	0:35.97	
2	6 WEEKEND ARTIST Jai Williams	6	68.0 1000m	0:10.87 1000m	1:10.73 [2] (0:13.40)	0:57.33 [4] (0:10.87)	0:46.46 [4] (0:11.08)	0:35.38 [4] (0:11.30)	0:24.08 [4] (0:11.81)	0:12.27 [3] (0:12.27)	0.5L	0:35.38	+1
3	3 HYDROELECTRIC Elione Chaves	3	67.9 Overall	0:11.08 1000m	1:10.83 [3] (0:13.66)	0:57.17 [6] (0:11.08)	0:46.09 [7] (0:11.09)	0:35.00 [7] (0:11.40)	0:23.60 [7] (0:11.71)	0:11.89 [5] (0:11.89)	1L	0:35.00	+6
4	12 BALLROOM BLITZ Rikki Jamieson	12	67.4 1000m	0:10.87 1000m	1:10.96 [4] (0:13.56)	0:57.40 [5] (0:10.87)	0:46.53 [5] (0:11.23)	0:35.30 [6] (0:11.35)	0:23.95 [5] (0:11.83)	0:12.12 [4] (0:12.12)	1.8L	0:35.30	-2
5	7 DIBBA DOBBA Emily Lang	7	70.0 1000m	0:10.54 1000m	1:11.27 [5] (0:13.25)	0:58.02 [3] (0:10.54)	0:47.48 [2] (0:10.97)	0:36.51 [2] (0:11.36)	0:25.15 [2] (0:12.19)	0:12.96 [2] (0:12.96)	3.6L	0:36.51	+3
6	10 THUNDER SHANGHAI Jag Guthmann-Chester	10	69.2 1000m	0:10.78 1000m	1:11.48 [6] (0:13.70)	0:57.78 [7] (0:10.78)	0:47.00 [6] (0:11.17)	0:35.83 [5] (0:11.43)	0:24.40 [6] (0:11.96)	0:12.44 [7] (0:12.44)	4.6L	0:35.83	+1
7	11 DELIBES Danny Peisley	11	66.6 1000m	0:11.17 1000m	1:11.82 [7] (0:14.10)	0:57.72 [10] (0:11.17)	0:46.55 [10] (0:11.37)	0:35.18 [11] (0:11.55)	0:23.63 [10] (0:11.70)	0:11.93 [9] (0:11.93)	6.6L	0:35.18	-3
8	8 OUR BLING Jackson Murphy	8	68.0 1000m	0:11.19 800m	1:12.09 [8] (0:13.71)	0:58.38 [8] (0:11.22)	0:47.16 [8] (0:11.19)	0:35.97 [8] (0:11.38)	0:24.59 [8] (0:11.92)	0:12.67 [8] (0:12.67)	8.1L	0:35.97	+1
9	9 PARRA Girish Goomany	9	65.8 1000m	0:11.17 1000m	1:12.45 [9] (0:13.88)	0:58.57 [9] (0:11.17)	0:47.40 [9] (0:11.34)	0:36.06 [9] (0:11.67)	0:24.39 [9] (0:11.99)	0:12.40 [10] (0:12.40)	10.1L	0:36.06	+2
10	1 ARCHERS REIGN Michael Cahill	1	70.2 Overall	0:10.66 1000m	1:12.47 [10] (0:13.22)	0:59.25 [2] (0:10.66)	0:48.59 [3] (0:11.12)	0:37.47 [3] (0:11.62)	0:25.85 [3] (0:12.41)	0:13.44 [6] (0:13.44)	10.2L	0:37.47	+6

Scratched: Cherbourg (#5), Thredbo (#13)

[] Ranking at each section and finish
 -:-:- No data available at this section
 NA No data available
 SCN Saddle cloth number
 DNF Did not finish
 DNT Did not track



Aquis Park Gold Coast Poly QLD Professional
Race 6: Makita Australia QTIS Three-Year-Old Maiden Handicap - 1200m
23 March 2024 - 16:08



Track Rating: Synthetic , Weather: Overcast, Rail Position: True

Section		Overall	1000m	800m	600m	400m	200m	Last 600m					
Field Times		1:10.64 (0:13.21)	0:57.43 (0:10.41)	0:47.02 (0:11.05)	0:35.97 (0:11.38)	0:24.59 (0:11.90)	0:12.69 (0:12.69)	0:35.97					
Rank	TAB Horse/Jockey	Barrier	Top Speed [km/h]	Fastest Section									
11	2 MEANASENKO	2	67.4	0:10.95	1:14.14 [11]	0:59.72 [11]	0:48.77 [11]	0:37.53 [10]	0:25.88 [11]	0:13.31 [11]	20L	0:37.53	+2
	Noel Callow		1000m	1000m	(0:14.42)	(0:10.95)	(0:11.24)	(0:11.65)	(0:12.57)	(0:13.31)			

Scratched: Cherbourg (#5), Thredbo (#13)

[] Ranking at each section and finish
 -:-:- No data available at this section
 NA No data available

SCN Saddle cloth number
 DNF Did not finish
 DNT Did not track



Horse/Jockey Name	It's Raining Again
Final Rank	1
Fastest Section Time (Section)	0:10.41 (1000m)
Top Speed [km/h] (Section)	70.2 (1000m)
Race State	Finished

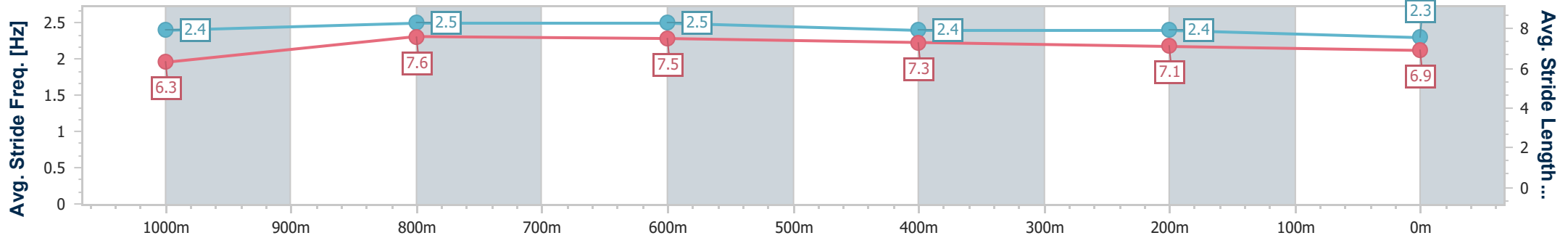
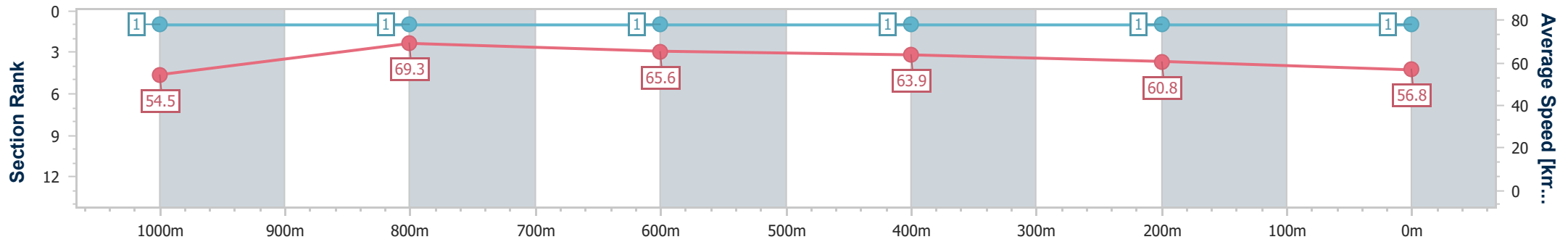


Aquis Park Gold Coast Poly QLD Professional
 Race 6: Makita Australia QTIS Three-Year-Old Maiden Handicap - 1200m
 HOME OF THE GOLD COAST
 TURF CLUB & SPORT CENTRE

23 March 2024 - 16:08

Track Rating: Synthetic , Weather: Overcast, Rail Position: True

Section	Overall	1000m	800m	600m	400m	200m
Section Times	1:10.64 [1] (0:13.21)	0:57.43 [1] (0:10.41)	0:47.02 [1] (0:11.05)	0:35.97 [1] (0:11.38)	0:24.59 [1] (0:11.90)	0:12.69 [1] (0:12.69)
Average Speed [km/h]	54.5	69.3	65.6	63.9	60.8	56.8
Top Speed [km/h]	69.9	70.2	67.4	65.6	62.2	59.0
Avg. Dist. to Rail [m]	1.8	0.4	1.4	1.8	1.6	1.7
Avg. Stride Freq. [Hz]	2.4	2.5	2.5	2.4	2.4	2.3
Avg. Stride Length [m]	6.3	7.6	7.5	7.3	7.1	6.9



- [] Ranking at each section and finish
- .-.- No data available at this section
- NA No data available



Horse/Jockey Name	Weekend Artist
Final Rank	2
Fastest Section Time (Section)	0:10.87 (1000m)
Top Speed [km/h] (Section)	68.0 (1000m)
Race State	Finished



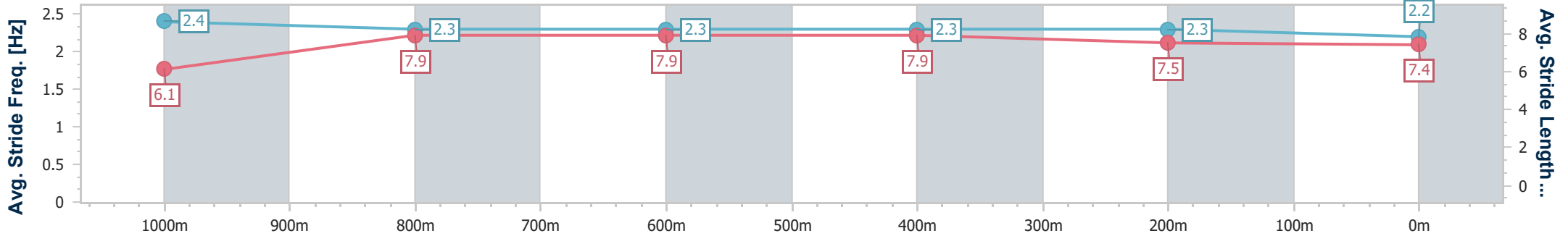
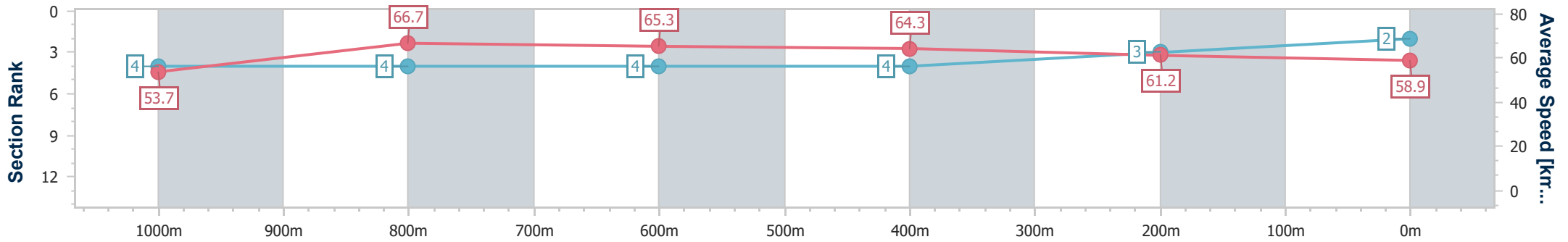
Aquis Park Gold Coast Poly QLD Professional
Race 6: Makita Australia QTIS Three-Year-Old Maiden Handicap
 - 1200m



23 March 2024 - 16:08

Track Rating: Synthetic , Weather: Overcast, Rail Position: True

Section	Overall	1000m	800m	600m	400m	200m
Section Times	1:10.73 [2] (0:13.40)	0:57.33 [4] (0:10.87)	0:46.46 [4] (0:11.08)	0:35.38 [4] (0:11.30)	0:24.08 [4] (0:11.81)	0:12.27 [3] (0:12.27)
Average Speed [km/h]	53.7	66.7	65.3	64.3	61.2	58.9
Top Speed [km/h]	67.2	68.0	66.6	66.3	62.8	59.6
Avg. Dist. to Rail [m]	5.8	1.7	1.4	1.9	2.5	4.0
Avg. Stride Freq. [Hz]	2.4	2.3	2.3	2.3	2.3	2.2
Avg. Stride Length [m]	6.1	7.9	7.9	7.9	7.5	7.4



- [] Ranking at each section and finish
- .-.- No data available at this section
- NA No data available



Horse/Jockey Name	Hydroelectric
Final Rank	3
Fastest Section Time (Section)	0:11.08 (1000m)
Top Speed [km/h] (Section)	67.9 (Overall)
Race State	Finished



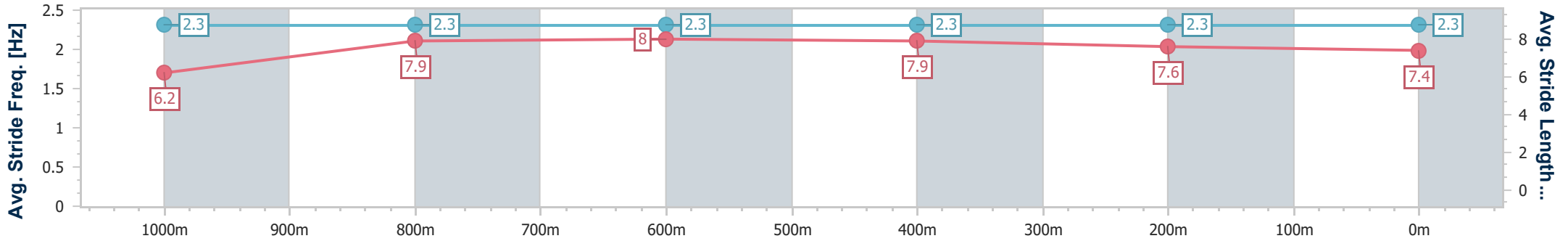
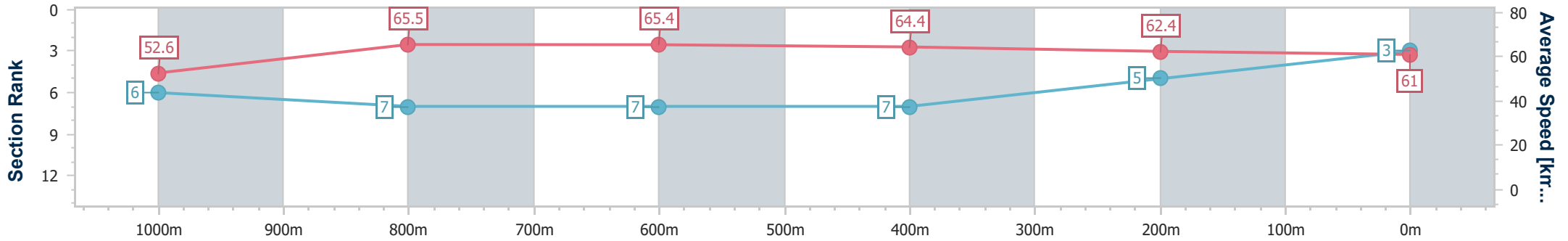
Aquis Park Gold Coast Poly QLD Professional
 Race 6: Makita Australia QTIS Three-Year-Old Maiden Handicap - 1200m



23 March 2024 - 16:08

Track Rating: Synthetic , Weather: Overcast, Rail Position: True

Section	Overall	1000m	800m	600m	400m	200m
Section Times	1:10.83 [3] (0:13.66)	0:57.17 [6] (0:11.08)	0:46.09 [7] (0:11.09)	0:35.00 [7] (0:11.40)	0:23.60 [7] (0:11.71)	0:11.89 [5] (0:11.89)
Average Speed [km/h]	52.6	65.5	65.4	64.4	62.4	61.0
Top Speed [km/h]	67.9	67.6	66.2	65.6	63.5	62.0
Avg. Dist. to Rail [m]	1.6	1.4	1.8	3.4	8.0	9.1
Avg. Stride Freq. [Hz]	2.3	2.3	2.3	2.3	2.3	2.3
Avg. Stride Length [m]	6.2	7.9	8.0	7.9	7.6	7.4



- [] Ranking at each section and finish
- .-.- No data available at this section
- NA No data available



Horse/Jockey Name	Ballroom Blitz
Final Rank	4
Fastest Section Time (Section)	0:10.87 (1000m)
Top Speed [km/h] (Section)	67.4 (1000m)
Race State	Finished



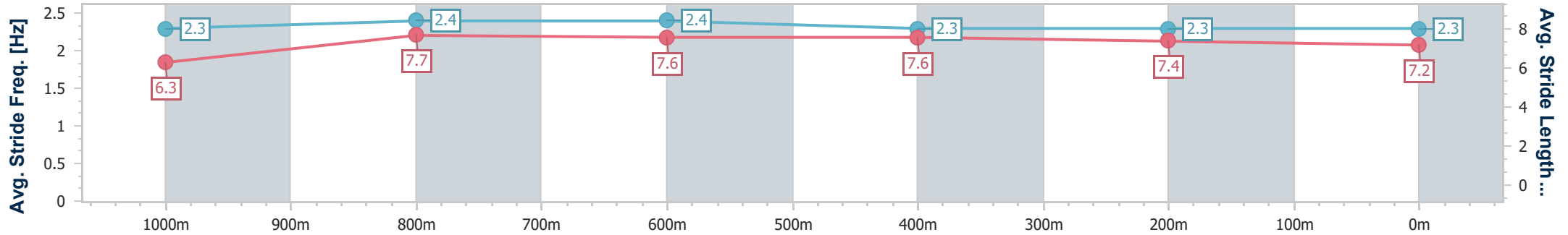
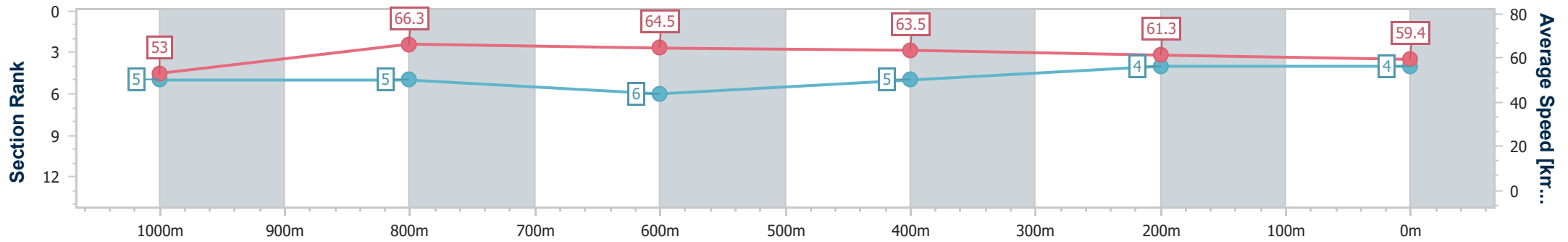
Aquis Park Gold Coast Poly QLD Professional
 Race 6: Makita Australia QTIS Three-Year-Old Maiden Handicap - 1200m



23 March 2024 - 16:08

Track Rating: Synthetic , Weather: Overcast, Rail Position: True

Section	Overall	1000m	800m	600m	400m	200m
Section Times	1:10.96 [4] (0:13.56)	0:57.40 [5] (0:10.87)	0:46.53 [5] (0:11.23)	0:35.30 [6] (0:11.35)	0:23.95 [5] (0:11.83)	0:12.12 [4] (0:12.12)
Average Speed [km/h]	53.0	66.3	64.5	63.5	61.3	59.4
Top Speed [km/h]	67.1	67.4	65.6	66.0	62.5	60.6
Avg. Dist. to Rail [m]	4.6	0.6	0.8	1.0	4.2	6.1
Avg. Stride Freq. [Hz]	2.3	2.4	2.4	2.3	2.3	2.3
Avg. Stride Length [m]	6.3	7.7	7.6	7.6	7.4	7.2



- [] Ranking at each section and finish
- .-.- No data available at this section
- NA No data available



Horse/Jockey Name	Dibba Dobba
Final Rank	5
Fastest Section Time (Section)	0:10.54 (1000m)
Top Speed [km/h] (Section)	70.0 (1000m)
Race State	Finished



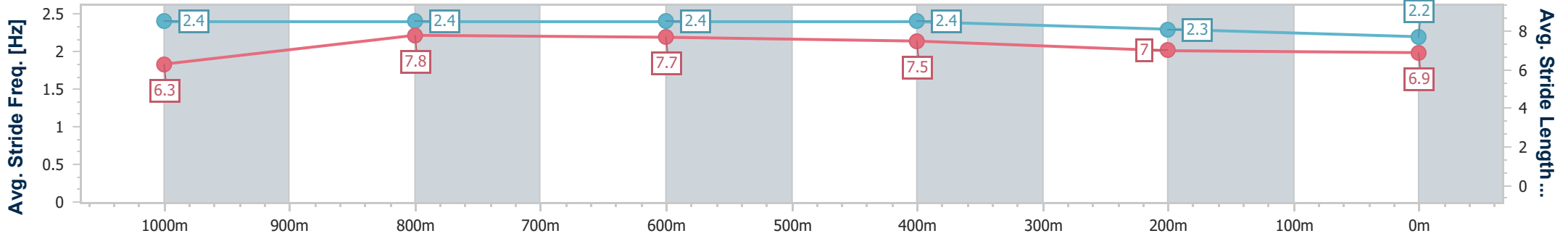
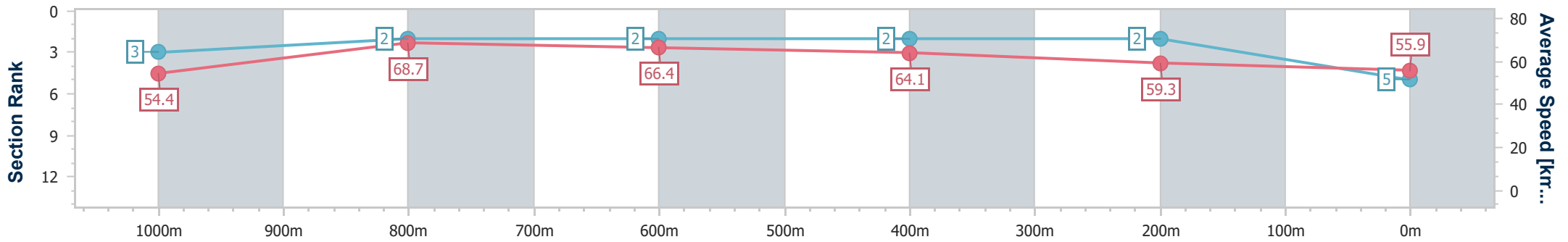
Aquis Park Gold Coast Poly QLD Professional
 Race 6: Makita Australia QTIS Three-Year-Old Maiden Handicap - 1200m



23 March 2024 - 16:08

Track Rating: Synthetic , Weather: Overcast, Rail Position: True

Section	Overall	1000m	800m	600m	400m	200m
Section Times	1:11.27 [5] (0:13.25)	0:58.02 [3] (0:10.54)	0:47.48 [2] (0:10.97)	0:36.51 [2] (0:11.36)	0:25.15 [2] (0:12.19)	0:12.96 [2] (0:12.96)
Average Speed [km/h]	54.4	68.7	66.4	64.1	59.3	55.9
Top Speed [km/h]	69.1	70.0	68.4	66.1	60.9	57.5
Avg. Dist. to Rail [m]	5.0	2.8	2.1	1.9	2.4	3.6
Avg. Stride Freq. [Hz]	2.4	2.4	2.4	2.4	2.3	2.2
Avg. Stride Length [m]	6.3	7.8	7.7	7.5	7.0	6.9



- [] Ranking at each section and finish
- .-.- No data available at this section
- NA No data available



Horse/Jockey Name	Thunder Shanghai
Final Rank	6
Fastest Section Time (Section)	0:10.78 (1000m)
Top Speed [km/h] (Section)	69.2 (1000m)
Race State	Finished



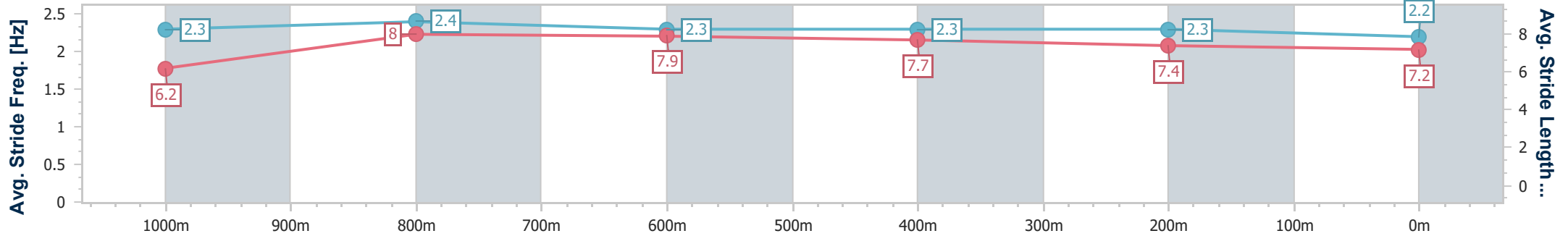
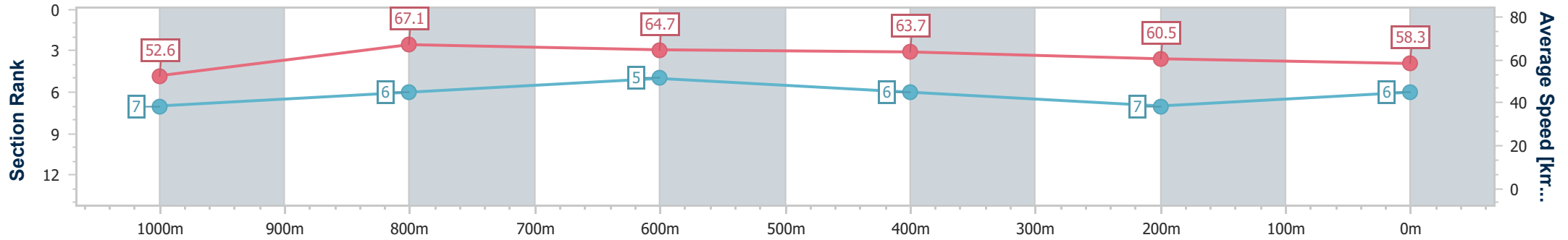
Aquis Park Gold Coast Poly QLD Professional
 Race 6: Makita Australia QTIS Three-Year-Old Maiden Handicap - 1200m



23 March 2024 - 16:08

Track Rating: Synthetic , Weather: Overcast, Rail Position: True

Section	Overall	1000m	800m	600m	400m	200m
Section Times	1:11.48 [6] (0:13.70)	0:57.78 [7] (0:10.78)	0:47.00 [6] (0:11.17)	0:35.83 [5] (0:11.43)	0:24.40 [6] (0:11.96)	0:12.44 [7] (0:12.44)
Average Speed [km/h]	52.6	67.1	64.7	63.7	60.5	58.3
Top Speed [km/h]	66.8	69.2	65.3	66.5	61.7	60.0
Avg. Dist. to Rail [m]	7.3	1.5	1.0	2.3	5.0	6.4
Avg. Stride Freq. [Hz]	2.3	2.4	2.3	2.3	2.3	2.2
Avg. Stride Length [m]	6.2	8.0	7.9	7.7	7.4	7.2



- [] Ranking at each section and finish
- .-.- No data available at this section
- NA No data available



Horse/Jockey Name	Delibes
Final Rank	7
Fastest Section Time (Section)	0:11.17 (1000m)
Top Speed [km/h] (Section)	66.6 (1000m)
Race State	Finished



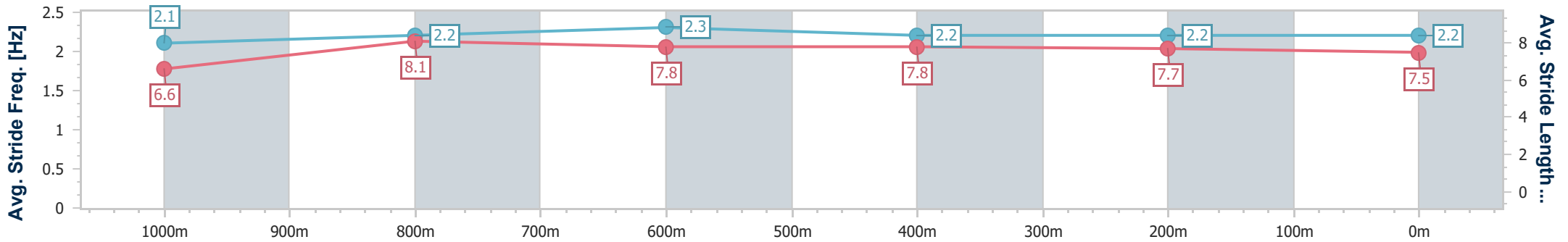
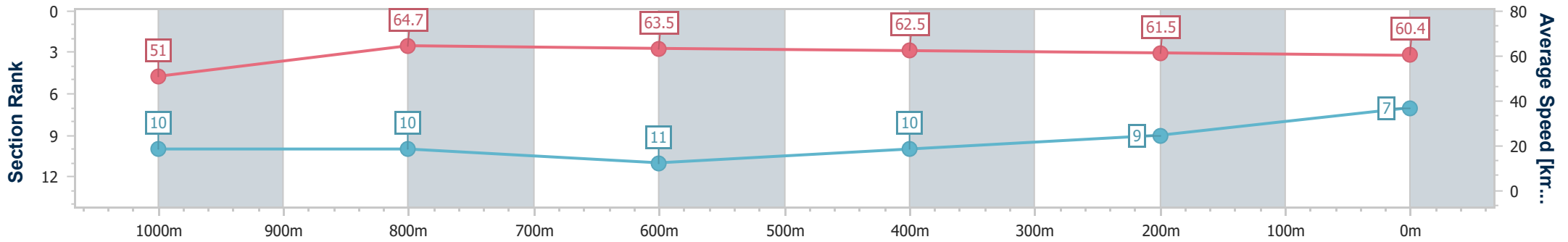
Aquis Park Gold Coast Poly QLD Professional
 Race 6: Makita Australia QTIS Three-Year-Old Maiden Handicap - 1200m



23 March 2024 - 16:08

Track Rating: Synthetic , Weather: Overcast, Rail Position: True

Section	Overall	1000m	800m	600m	400m	200m
Section Times	1:11.82 [7] (0:14.10)	0:57.72 [10] (0:11.17)	0:46.55 [10] (0:11.37)	0:35.18 [11] (0:11.55)	0:23.63 [10] (0:11.70)	0:11.93 [9] (0:11.93)
Average Speed [km/h]	51.0	64.7	63.5	62.5	61.5	60.4
Top Speed [km/h]	65.8	66.6	64.9	65.2	62.6	61.7
Avg. Dist. to Rail [m]	2.6	0.3	0.9	0.6	1.9	4.2
Avg. Stride Freq. [Hz]	2.1	2.2	2.3	2.2	2.2	2.2
Avg. Stride Length [m]	6.6	8.1	7.8	7.8	7.7	7.5



- [] Ranking at each section and finish
- .-.- No data available at this section
- NA No data available



Horse/Jockey Name	Our Bling
Final Rank	8
Fastest Section Time (Section)	0:11.19 (800m)
Top Speed [km/h] (Section)	68.0 (1000m)
Race State	Finished



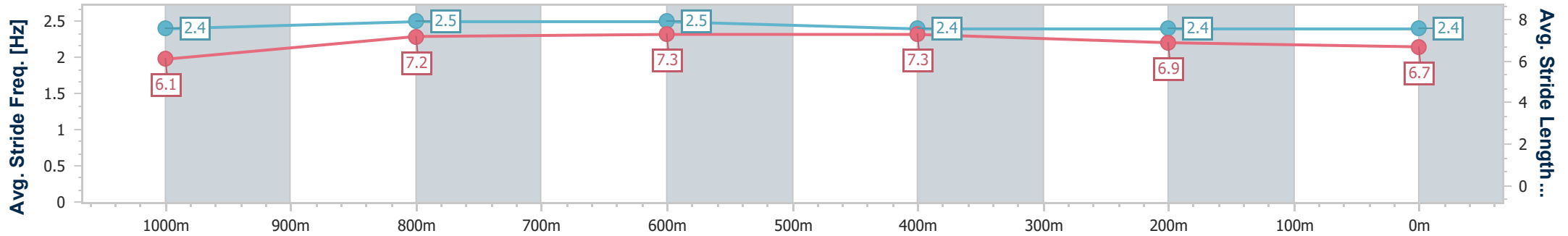
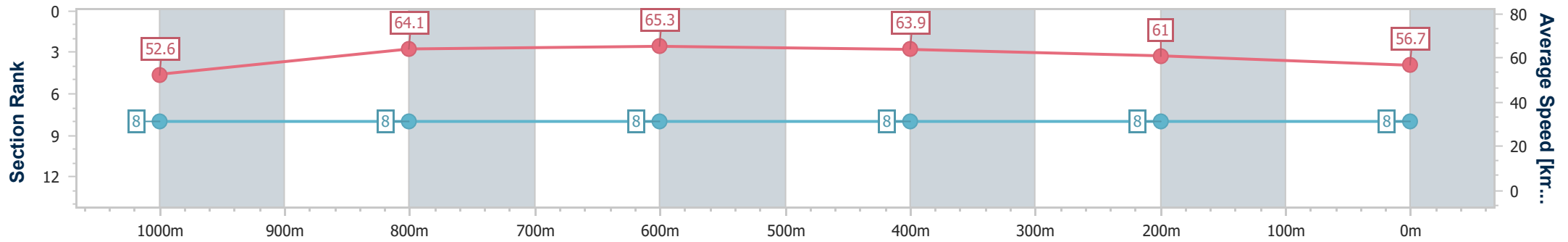
Aquis Park Gold Coast Poly QLD Professional
 Race 6: Makita Australia QTIS Three-Year-Old Maiden Handicap - 1200m



23 March 2024 - 16:08

Track Rating: Synthetic , Weather: Overcast, Rail Position: True

Section	Overall	1000m	800m	600m	400m	200m
Section Times	1:12.09 [8] (0:13.71)	0:58.38 [8] (0:11.22)	0:47.16 [8] (0:11.19)	0:35.97 [8] (0:11.38)	0:24.59 [8] (0:11.92)	0:12.67 [8] (0:12.67)
Average Speed [km/h]	52.6	64.1	65.3	63.9	61.0	56.7
Top Speed [km/h]	67.5	68.0	66.8	67.6	62.5	59.5
Avg. Dist. to Rail [m]	0.6	0.3	2.2	2.6	3.7	3.0
Avg. Stride Freq. [Hz]	2.4	2.5	2.5	2.4	2.4	2.4
Avg. Stride Length [m]	6.1	7.2	7.3	7.3	6.9	6.7



- [] Ranking at each section and finish
- .-.- No data available at this section
- NA No data available



Horse/Jockey Name	Parra
Final Rank	9
Fastest Section Time (Section)	0:11.17 (1000m)
Top Speed [km/h] (Section)	65.8 (1000m)
Race State	Finished



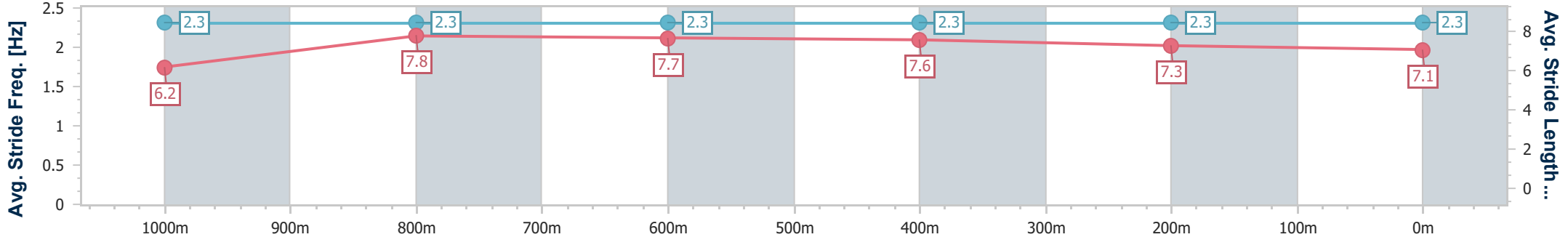
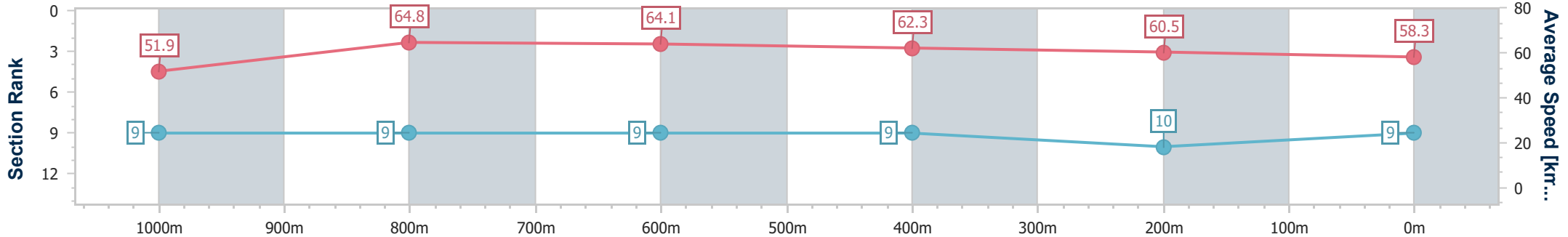
Aquis Park Gold Coast Poly QLD Professional
 Race 6: Makita Australia QTIS Three-Year-Old Maiden Handicap - 1200m



23 March 2024 - 16:08

Track Rating: Synthetic , Weather: Overcast, Rail Position: True

Section	Overall	1000m	800m	600m	400m	200m
Section Times	1:12.45 [9] (0:13.88)	0:58.57 [9] (0:11.17)	0:47.40 [9] (0:11.34)	0:36.06 [9] (0:11.67)	0:24.39 [9] (0:11.99)	0:12.40 [10] (0:12.40)
Average Speed [km/h]	51.9	64.8	64.1	62.3	60.5	58.3
Top Speed [km/h]	65.6	65.8	64.8	65.2	61.1	60.8
Avg. Dist. to Rail [m]	3.8	1.7	1.8	2.3	4.0	5.2
Avg. Stride Freq. [Hz]	2.3	2.3	2.3	2.3	2.3	2.3
Avg. Stride Length [m]	6.2	7.8	7.7	7.6	7.3	7.1



- [] Ranking at each section and finish
- .-.- No data available at this section
- NA No data available



Horse/Jockey Name	Archers Reign
Final Rank	10
Fastest Section Time (Section)	0:10.66 (1000m)
Top Speed [km/h] (Section)	70.2 (Overall)
Race State	Finished



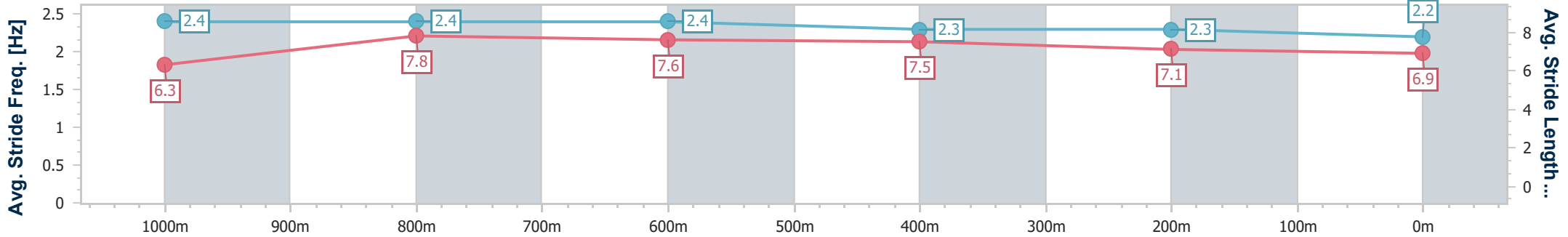
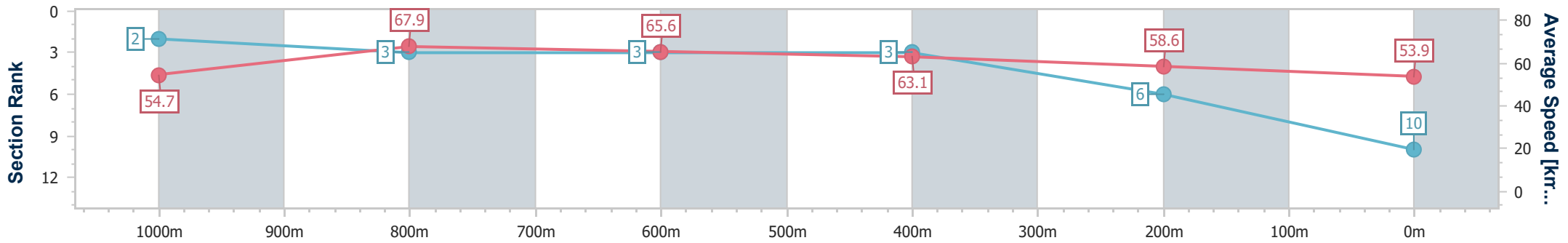
Aquis Park Gold Coast Poly QLD Professional
 Race 6: Makita Australia QTIS Three-Year-Old Maiden Handicap - 1200m



23 March 2024 - 16:08

Track Rating: Synthetic , Weather: Overcast, Rail Position: True

Section	Overall	1000m	800m	600m	400m	200m
Section Times	1:12.47 [10] (0:13.22)	0:59.25 [2] (0:10.66)	0:48.59 [3] (0:11.12)	0:37.47 [3] (0:11.62)	0:25.85 [3] (0:12.41)	0:13.44 [6] (0:13.44)
Average Speed [km/h]	54.7	67.9	65.6	63.1	58.6	53.9
Top Speed [km/h]	70.2	69.8	66.3	65.3	61.2	56.4
Avg. Dist. to Rail [m]	7.8	2.8	2.4	3.3	5.1	5.2
Avg. Stride Freq. [Hz]	2.4	2.4	2.4	2.3	2.3	2.2
Avg. Stride Length [m]	6.3	7.8	7.6	7.5	7.1	6.9



- [] Ranking at each section and finish
- .-.- No data available at this section
- NA No data available



Horse/Jockey Name	Meanasenko
Final Rank	11
Fastest Section Time (Section)	0:10.95 (1000m)
Top Speed [km/h] (Section)	67.4 (1000m)
Race State	Finished



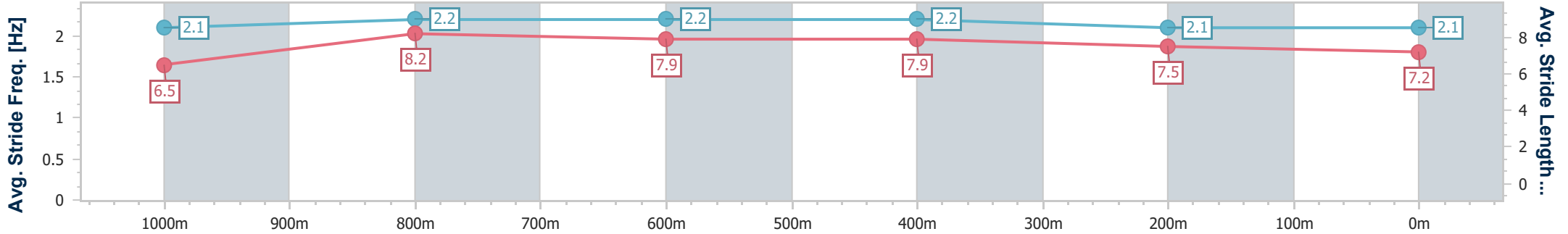
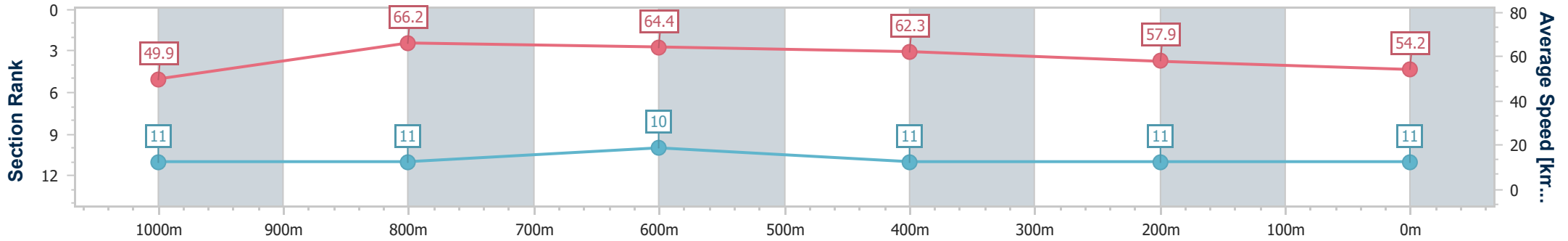
Aquis Park Gold Coast Poly QLD Professional
 Race 6: Makita Australia QTIS Three-Year-Old Maiden Handicap - 1200m



23 March 2024 - 16:08

Track Rating: Synthetic , Weather: Overcast, Rail Position: True

Section	Overall	1000m	800m	600m	400m	200m
Section Times	1:14.14 [11] (0:14.42)	0:59.72 [11] (0:10.95)	0:48.77 [11] (0:11.24)	0:37.53 [10] (0:11.65)	0:25.88 [11] (0:12.57)	0:13.31 [11] (0:13.31)
Average Speed [km/h]	49.9	66.2	64.4	62.3	57.9	54.2
Top Speed [km/h]	66.2	67.4	65.7	65.6	58.7	56.9
Avg. Dist. to Rail [m]	1.1	1.5	1.3	2.1	5.3	5.7
Avg. Stride Freq. [Hz]	2.1	2.2	2.2	2.2	2.1	2.1
Avg. Stride Length [m]	6.5	8.2	7.9	7.9	7.5	7.2



- [] Ranking at each section and finish
- .-.- No data available at this section
- NA No data available



Aquis Park Gold Coast Poly QLD Professional

Race 7: Total Tools Burleigh Waters BENCHMARK 55 Handicap - 1540m



23 March 2024 - 16:46

Track Rating: Synthetic, Weather: Overcast, Rail Position: True

Section		Field Times												
		Overall	1400m	1200m	1000m	800m	600m	400m	Last 600m					
		1:33.55 (0:10.13)	1:23.42 (0:11.56)	1:11.86 (0:11.90)	0:59.96 (0:11.89)	0:48.07 (0:12.15)	0:35.92 (0:11.96)	0:23.96 (0:11.96)	0:35.92					
Rank	TAB	Horse/Jockey	Barrier	Top Speed [km/h]	Fastest Section									Distance Travelled [m]
1	4	SARSEN Danny Peisley	4	63.1 Overall	0:10.33 Overall	1:33.55 [1] (0:10.33)	1:23.22 [3] (0:11.66)	1:11.56 [3] (0:11.97)	0:59.59 [3] (0:11.82)	0:47.77 [3] (0:12.08)	0:35.69 [3] (0:11.82)	0:23.87 [2] (0:11.87)	0:35.69	
2	7	YOUNG PIP Paul Hammersley	7	62.8 400m	0:10.50 Overall	1:33.69 [2] (0:10.50)	1:23.19 [5] (0:11.82)	1:11.37 [5] (0:12.00)	0:59.37 [5] (0:11.84)	0:47.53 [5] (0:12.02)	0:35.51 [6] (0:11.88)	0:23.63 [5] (0:11.69)	0:35.51	+3
3	3	THE KHAN Michael Cahill	3	64.9 Overall	0:10.13 Overall	1:34.17 [3] (0:10.13)	1:24.04 [1] (0:11.56)	1:12.48 [1] (0:11.90)	1:00.58 [1] (0:11.89)	0:48.69 [1] (0:12.15)	0:36.54 [1] (0:11.96)	0:24.58 [1] (0:12.12)	0:36.54	+5
4	9	FIVE STAR DECANter Rikki Jamieson	9	64.5 1400m	0:10.48 Overall	1:34.27 [4] (0:10.48)	1:23.79 [4] (0:11.77)	1:12.02 [4] (0:11.80)	1:00.22 [4] (0:11.86)	0:48.36 [4] (0:12.05)	0:36.31 [4] (0:12.09)	0:24.22 [4] (0:12.10)	0:36.31	+13
5	5	LIVINGSTONES Elione Chaves	5	63.9 1400m	0:10.30 Overall	1:34.39 [5] (0:10.30)	1:24.09 [2] (0:11.61)	1:12.48 [2] (0:11.88)	1:00.60 [2] (0:11.86)	0:48.74 [2] (0:12.11)	0:36.63 [2] (0:12.16)	0:24.47 [3] (0:12.16)	0:36.63	+7
6	10	HAYATE Casey Waddell	10	61.9 600m	0:10.53 Overall	1:34.57 [6] (0:10.53)	1:24.04 [6] (0:11.99)	1:12.05 [6] (0:11.87)	1:00.18 [6] (0:11.87)	0:48.31 [7] (0:12.05)	0:36.26 [7] (0:12.01)	0:24.25 [7] (0:12.06)	0:36.26	+9
7	6	CRAZY ABOUT YOU Girish Goomany	6	63.3 1400m	0:10.93 Overall	1:34.61 [7] (0:10.93)	1:23.68 [8] (0:11.69)	1:11.99 [7] (0:11.93)	1:00.06 [8] (0:11.84)	0:48.22 [8] (0:12.08)	0:36.14 [8] (0:11.90)	0:24.24 [8] (0:11.96)	0:36.14	+5
8	2	MAGIC MIKEY Emily Lang	2	63.0 1400m	0:10.78 Overall	1:34.91 [8] (0:10.78)	1:24.13 [7] (0:11.84)	1:12.29 [7] (0:11.82)	1:00.47 [7] (0:11.75)	0:48.72 [6] (0:11.89)	0:36.83 [5] (0:12.08)	0:24.75 [6] (0:12.21)	0:36.83	+14

Scratched: Tropic Sands (#1), Torque Espagna (#8)



Aquis Park Gold Coast Poly QLD Professional

Race 7: Total Tools Burleigh Waters BENCHMARK 55 Handicap - 1540m



23 March 2024 - 16:46

Track Rating: Synthetic, Weather: Overcast, Rail Position: True

Section				200m				Last 600m	
Field Times				0:12.00 (0:12.00)				0:35.92	
Rank	TAB	Horse/Jockey	Barrier	Top Speed [km/h]	Fastest Section	Margin			Distance Travelled [m]
1	4	SARSEN Danny Peisley	4	63.1 Overall	0:10.33 Overall	0:12.00 [1] (0:12.00)	1:33.55		0:35.69
2	7	YOUNG PIP Paul Hammersley	7	62.8 400m	0:10.50 Overall	0:11.94 [3] (0:11.94)	0.8L		0:35.51 +3
3	3	THE KHAN Michael Cahill	3	64.9 Overall	0:10.13 Overall	0:12.46 [2] (0:12.46)	3.6L		0:36.54 +5
4	9	FIVE STAR DECANter Rikki Jamieson	9	64.5 1400m	0:10.48 Overall	0:12.12 [5] (0:12.12)	4.1L		0:36.31 +13
5	5	LIVINGSTONES Elione Chaves	5	63.9 1400m	0:10.30 Overall	0:12.31 [4] (0:12.31)	4.6L		0:36.63 +7
6	10	HAYATE Casey Waddell	10	61.9 600m	0:10.53 Overall	0:12.19 [8] (0:12.19)	5.6L		0:36.26 +9
7	6	CRAZY ABOUT YOU Girish Goomany	6	63.3 1400m	0:10.93 Overall	0:12.28 [6] (0:12.28)	5.8L		0:36.14 +5
8	2	MAGIC MIKEY Emily Lang	2	63.0 1400m	0:10.78 Overall	0:12.54 [7] (0:12.54)	7.3L		0:36.83 +14

Scratched: Tropic Sands (#1), Torque Espagna (#8)



Horse/Jockey Name	Sarsen
Final Rank	1
Fastest Section Time (Section)	0:10.33 (Overall)
Top Speed [km/h] (Section)	63.1 (Overall)
Race State	Finished



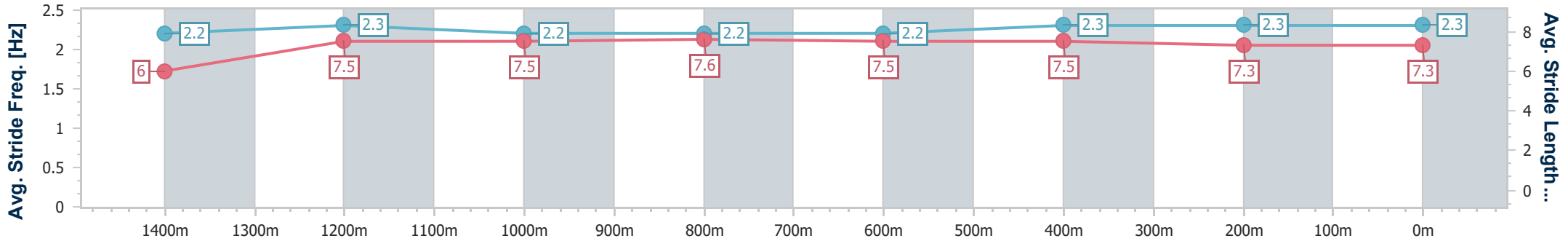
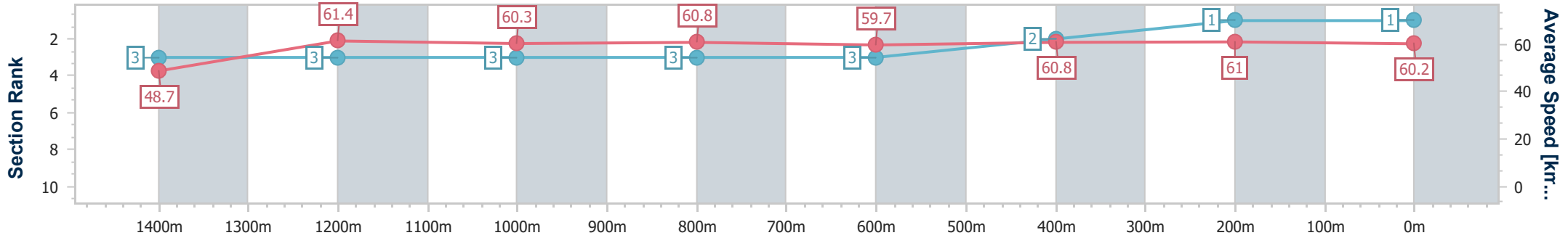
Aquis Park Gold Coast Poly QLD Professional
 Race 7: Total Tools Burleigh Waters BENCHMARK 55 Handicap - 1540m



23 March 2024 - 16:46

Track Rating: Synthetic, Weather: Overcast, Rail Position: True

Section	Overall	1400m	1200m	1000m	800m	600m	400m	200m
Section Times	1:33.55 [1] (0:10.33)	1:23.22 [3] (0:11.66)	1:11.56 [3] (0:11.97)	0:59.59 [3] (0:11.82)	0:47.77 [3] (0:12.08)	0:35.69 [3] (0:11.82)	0:23.87 [2] (0:11.87)	0:12.00 [1] (0:12.00)
Average Speed [km/h]	48.7	61.4	60.3	60.8	59.7	60.8	61.0	60.2
Top Speed [km/h]	63.1	63.1	61.4	61.7	61.2	61.4	62.0	61.6
Avg. Dist. to Rail [m]	1.6	0.8	0.3	0.1	0.1	0.3	2.4	5.5
Avg. Stride Freq. [Hz]	2.2	2.3	2.2	2.2	2.2	2.3	2.3	2.3
Avg. Stride Length [m]	6.0	7.5	7.5	7.6	7.5	7.5	7.3	7.3



- [] Ranking at each section and finish
- .-.- No data available at this section
- NA No data available



Horse/Jockey Name	Young Pip
Final Rank	2
Fastest Section Time (Section)	0:10.50 (Overall)
Top Speed [km/h] (Section)	62.8 (400m)
Race State	Finished



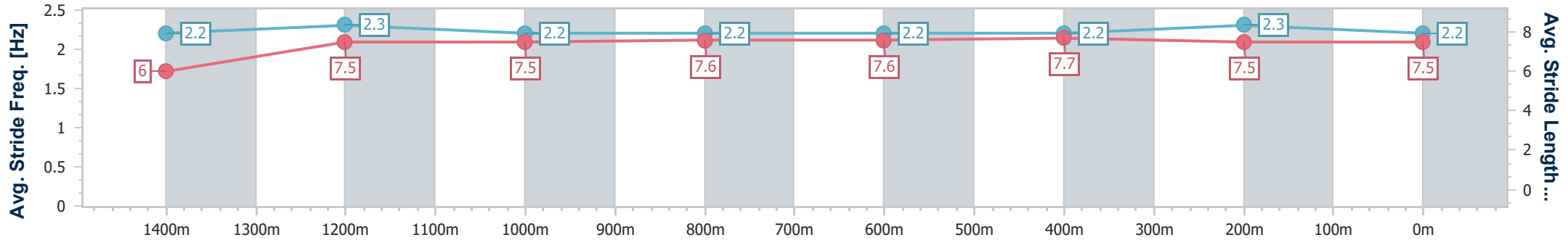
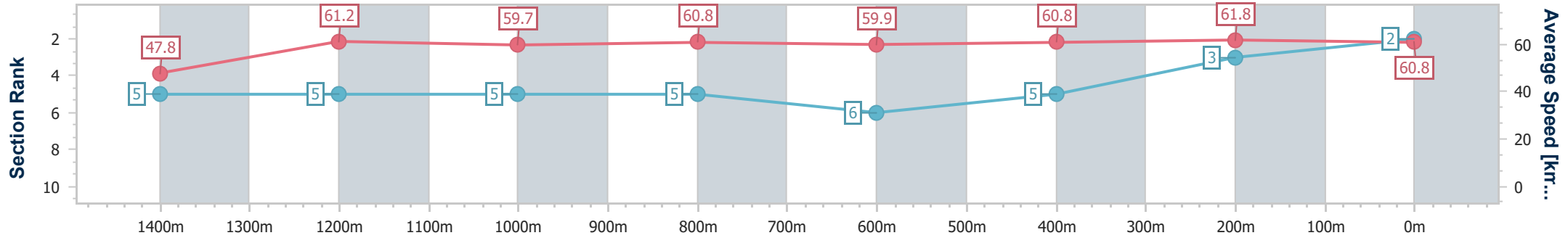
Aquis Park Gold Coast Poly QLD Professional
 Race 7: Total Tools Burleigh Waters BENCHMARK 55 Handicap - 1540m



23 March 2024 - 16:46

Track Rating: Synthetic, Weather: Overcast, Rail Position: True

Section	Overall	1400m	1200m	1000m	800m	600m	400m	200m
Section Times	1:33.69 [2] (0:10.50)	1:23.19 [5] (0:11.82)	1:11.37 [5] (0:12.00)	0:59.37 [5] (0:11.84)	0:47.53 [5] (0:12.02)	0:35.51 [6] (0:11.88)	0:23.63 [5] (0:11.69)	0:11.94 [3] (0:11.94)
Average Speed [km/h]	47.8	61.2	59.7	60.8	59.9	60.8	61.8	60.8
Top Speed [km/h]	62.0	62.4	61.1	61.6	61.2	62.0	62.8	62.3
Avg. Dist. to Rail [m]	3.4	0.5	0.2	0.3	0.3	0.8	3.6	7.8
Avg. Stride Freq. [Hz]	2.2	2.3	2.2	2.2	2.2	2.2	2.3	2.2
Avg. Stride Length [m]	6.0	7.5	7.5	7.6	7.6	7.7	7.5	7.5



- [] Ranking at each section and finish
- .-.- No data available at this section
- NA No data available



Horse/Jockey Name	The Khan
Final Rank	3
Fastest Section Time (Section)	0:10.13 (Overall)
Top Speed [km/h] (Section)	64.9 (Overall)
Race State	Finished



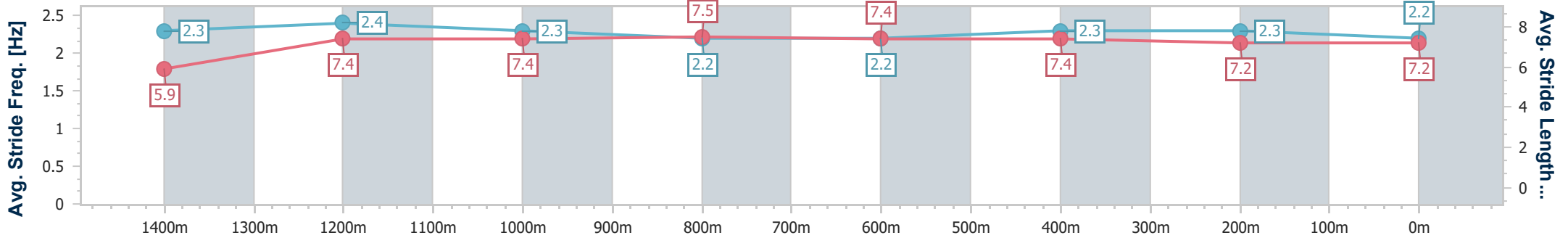
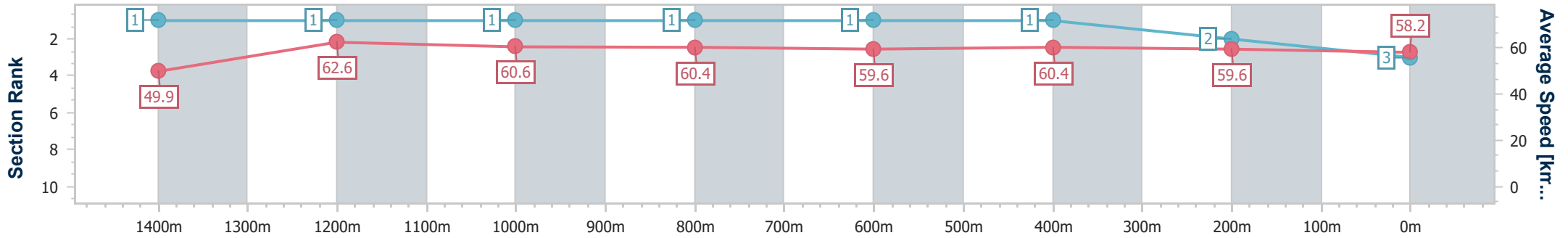
Aquis Park Gold Coast Poly QLD Professional
 Race 7: Total Tools Burleigh Waters BENCHMARK 55 Handicap - 1540m



23 March 2024 - 16:46

Track Rating: Synthetic, Weather: Overcast, Rail Position: True

Section	Overall	1400m	1200m	1000m	800m	600m	400m	200m
Section Times	1:34.17 [3] (0:10.13)	1:24.04 [1] (0:11.56)	1:12.48 [1] (0:11.90)	1:00.58 [1] (0:11.89)	0:48.69 [1] (0:12.15)	0:36.54 [1] (0:11.96)	0:24.58 [1] (0:12.12)	0:12.46 [2] (0:12.46)
Average Speed [km/h]	49.9	62.6	60.6	60.4	59.6	60.4	59.6	58.2
Top Speed [km/h]	64.9	64.8	61.0	61.0	60.8	61.2	60.2	59.4
Avg. Dist. to Rail [m]	5.1	0.4	0.3	0.4	0.8	0.9	1.6	3.5
Avg. Stride Freq. [Hz]	2.3	2.4	2.3	2.2	2.2	2.3	2.3	2.2
Avg. Stride Length [m]	5.9	7.4	7.4	7.5	7.4	7.4	7.2	7.2



- [] Ranking at each section and finish
- .-.- No data available at this section
- NA No data available



Horse/Jockey Name	Five Star Decanter
Final Rank	4
Fastest Section Time (Section)	0:10.48 (Overall)
Top Speed [km/h] (Section)	64.5 (1400m)
Race State	Finished



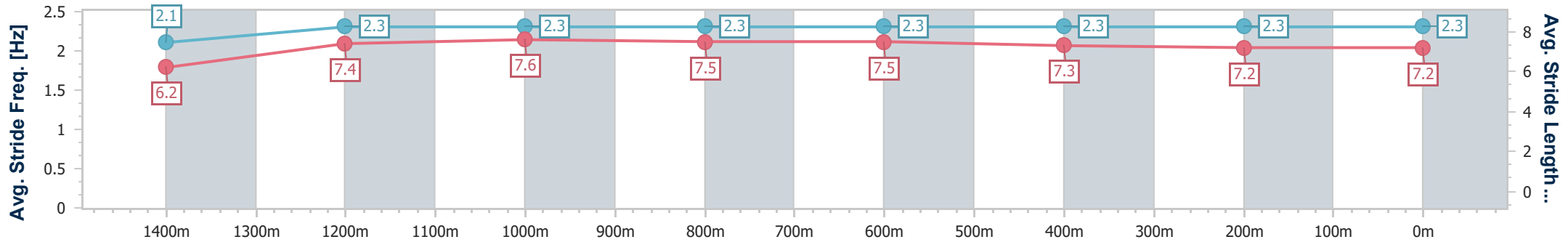
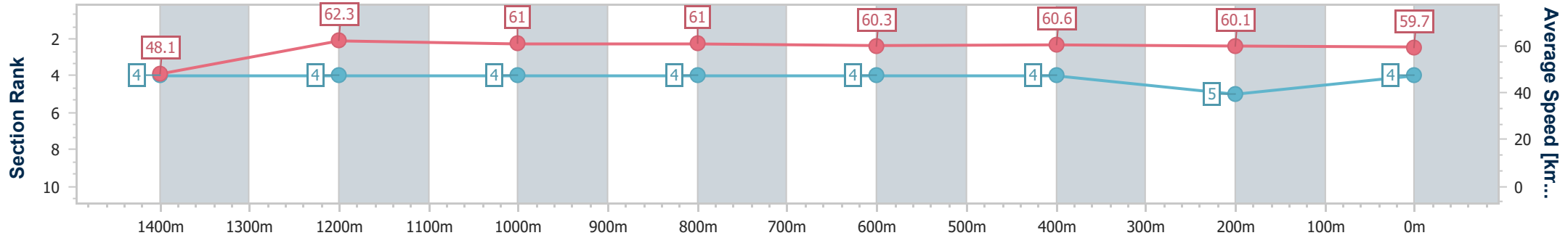
Aquis Park Gold Coast Poly QLD Professional
 Race 7: Total Tools Burleigh Waters BENCHMARK 55 Handicap - 1540m



23 March 2024 - 16:46

Track Rating: Synthetic, Weather: Overcast, Rail Position: True

Section	Overall	1400m	1200m	1000m	800m	600m	400m	200m
Section Times	1:34.27 [4] (0:10.48)	1:23.79 [4] (0:11.77)	1:12.02 [4] (0:11.80)	1:00.22 [4] (0:11.86)	0:48.36 [4] (0:12.05)	0:36.31 [4] (0:12.09)	0:24.22 [4] (0:12.10)	0:12.12 [5] (0:12.12)
Average Speed [km/h]	48.1	62.3	61.0	61.0	60.3	60.6	60.1	59.7
Top Speed [km/h]	63.0	64.5	62.0	61.4	62.5	62.6	60.9	61.0
Avg. Dist. to Rail [m]	8.0	2.0	1.7	2.0	1.9	3.3	6.0	7.9
Avg. Stride Freq. [Hz]	2.1	2.3	2.3	2.3	2.3	2.3	2.3	2.3
Avg. Stride Length [m]	6.2	7.4	7.6	7.5	7.5	7.3	7.2	7.2



- [] Ranking at each section and finish
- .-.- No data available at this section
- NA No data available



Horse/Jockey Name	Livingstones
Final Rank	5
Fastest Section Time (Section)	0:10.30 (Overall)
Top Speed [km/h] (Section)	63.9 (1400m)
Race State	Finished



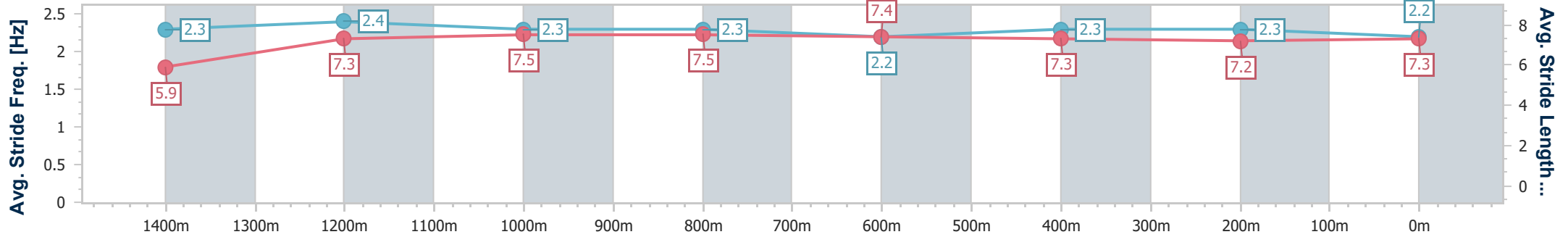
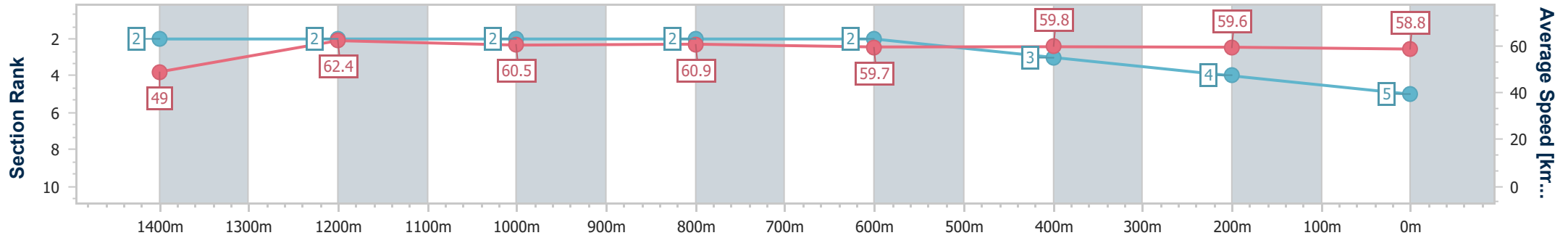
Aquis Park Gold Coast Poly QLD Professional
 Race 7: Total Tools Burleigh Waters BENCHMARK 55 Handicap - 1540m



23 March 2024 - 16:46

Track Rating: Synthetic, Weather: Overcast, Rail Position: True

Section	Overall	1400m	1200m	1000m	800m	600m	400m	200m
Section Times	1:34.39 [5] (0:10.30)	1:24.09 [2] (0:11.61)	1:12.48 [2] (0:11.88)	1:00.60 [2] (0:11.86)	0:48.74 [2] (0:12.11)	0:36.63 [2] (0:12.16)	0:24.47 [3] (0:12.16)	0:12.31 [4] (0:12.31)
Average Speed [km/h]	49.0	62.4	60.5	60.9	59.7	59.8	59.6	58.8
Top Speed [km/h]	63.8	63.9	61.4	61.9	61.2	61.2	60.6	59.5
Avg. Dist. to Rail [m]	5.5	0.6	1.0	1.2	0.7	1.6	4.6	6.8
Avg. Stride Freq. [Hz]	2.3	2.4	2.3	2.3	2.2	2.3	2.3	2.2
Avg. Stride Length [m]	5.9	7.3	7.5	7.5	7.4	7.3	7.2	7.3



- [] Ranking at each section and finish
- .-.- No data available at this section
- NA No data available



Horse/Jockey Name	Hayate
Final Rank	6
Fastest Section Time (Section)	0:10.53 (Overall)
Top Speed [km/h] (Section)	61.9 (600m)
Race State	Finished



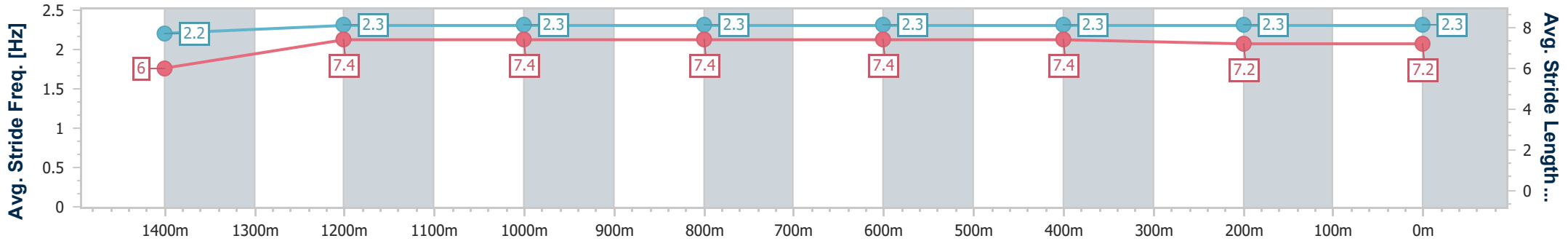
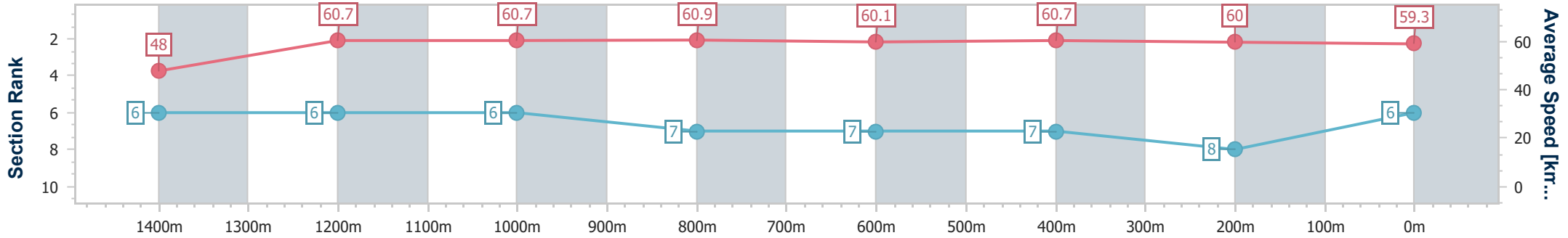
Aquis Park Gold Coast Poly QLD Professional
 Race 7: Total Tools Burleigh Waters BENCHMARK 55 Handicap - 1540m



23 March 2024 - 16:46

Track Rating: Synthetic, Weather: Overcast, Rail Position: True

Section	Overall	1400m	1200m	1000m	800m	600m	400m	200m
Section Times	1:34.57 [6] (0:10.53)	1:24.04 [6] (0:11.99)	1:12.05 [6] (0:11.87)	1:00.18 [6] (0:11.87)	0:48.31 [7] (0:12.05)	0:36.26 [7] (0:12.01)	0:24.25 [7] (0:12.06)	0:12.19 [8] (0:12.19)
Average Speed [km/h]	48.0	60.7	60.7	60.9	60.1	60.7	60.0	59.3
Top Speed [km/h]	60.3	61.7	61.7	61.5	61.3	61.9	60.4	60.4
Avg. Dist. to Rail [m]	4.3	1.6	2.1	1.8	1.6	2.2	3.4	4.1
Avg. Stride Freq. [Hz]	2.2	2.3	2.3	2.3	2.3	2.3	2.3	2.3
Avg. Stride Length [m]	6.0	7.4	7.4	7.4	7.4	7.4	7.2	7.2



- [] Ranking at each section and finish
- .-.- No data available at this section
- NA No data available



Horse/Jockey Name	Crazy About You
Final Rank	7
Fastest Section Time (Section)	0:10.93 (Overall)
Top Speed [km/h] (Section)	63.3 (1400m)
Race State	Finished



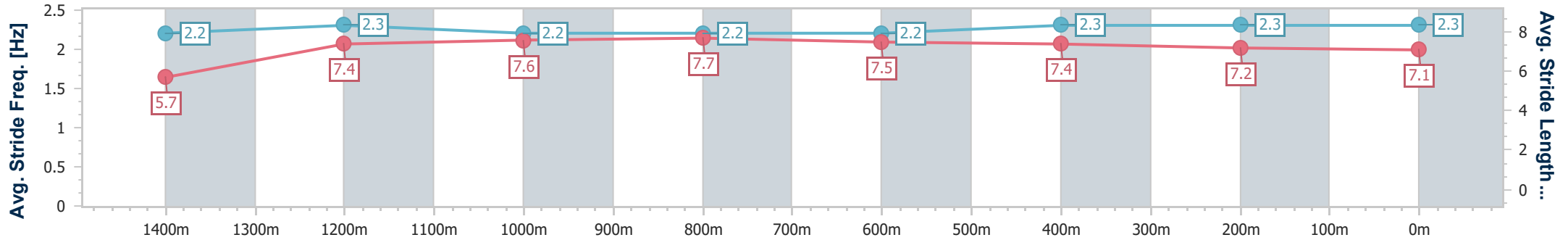
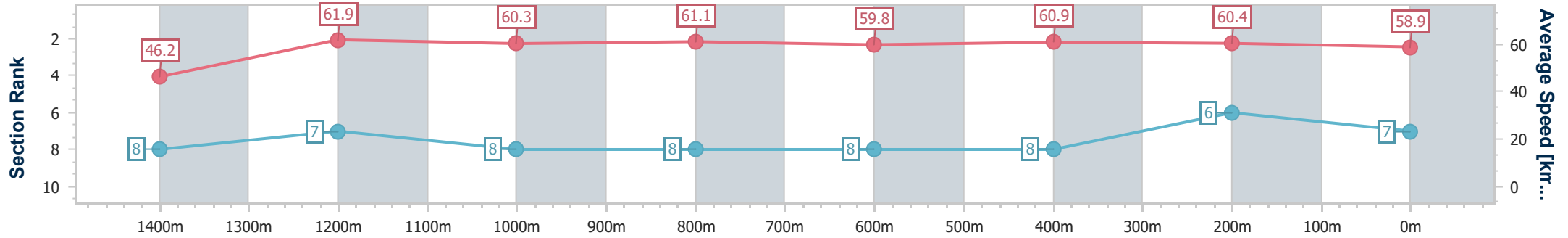
Aquis Park Gold Coast Poly QLD Professional
 Race 7: Total Tools Burleigh Waters BENCHMARK 55 Handicap - 1540m



23 March 2024 - 16:46

Track Rating: Synthetic, Weather: Overcast, Rail Position: True

Section	Overall	1400m	1200m	1000m	800m	600m	400m	200m
Section Times	1:34.61 [7] (0:10.93)	1:23.68 [8] (0:11.69)	1:11.99 [7] (0:11.93)	1:00.06 [8] (0:11.84)	0:48.22 [8] (0:12.08)	0:36.14 [8] (0:11.90)	0:24.24 [8] (0:11.96)	0:12.28 [6] (0:12.28)
Average Speed [km/h]	46.2	61.9	60.3	61.1	59.8	60.9	60.4	58.9
Top Speed [km/h]	61.1	63.3	61.3	62.0	61.5	61.5	61.1	59.9
Avg. Dist. to Rail [m]	2.5	0.7	1.1	1.0	0.7	1.0	2.2	2.9
Avg. Stride Freq. [Hz]	2.2	2.3	2.2	2.2	2.2	2.3	2.3	2.3
Avg. Stride Length [m]	5.7	7.4	7.6	7.7	7.5	7.4	7.2	7.1



- [] Ranking at each section and finish
- .-.- No data available at this section
- NA No data available



Horse/Jockey Name	Magic Mikey
Final Rank	8
Fastest Section Time (Section)	0:10.78 (Overall)
Top Speed [km/h] (Section)	63.0 (1400m)
Race State	Finished



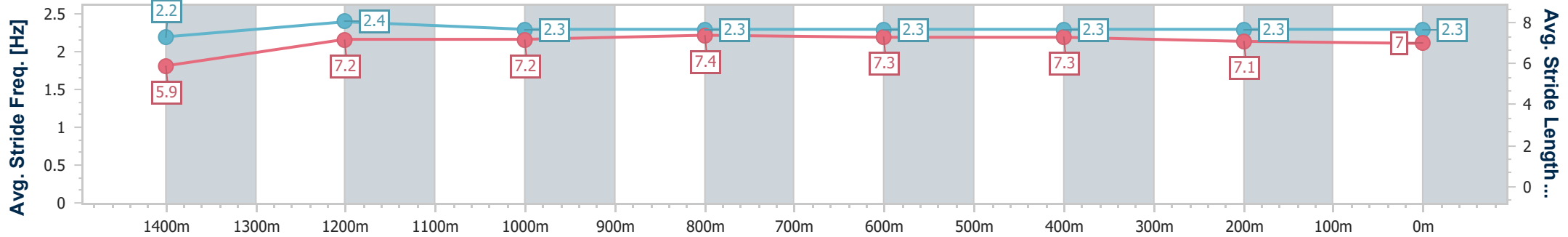
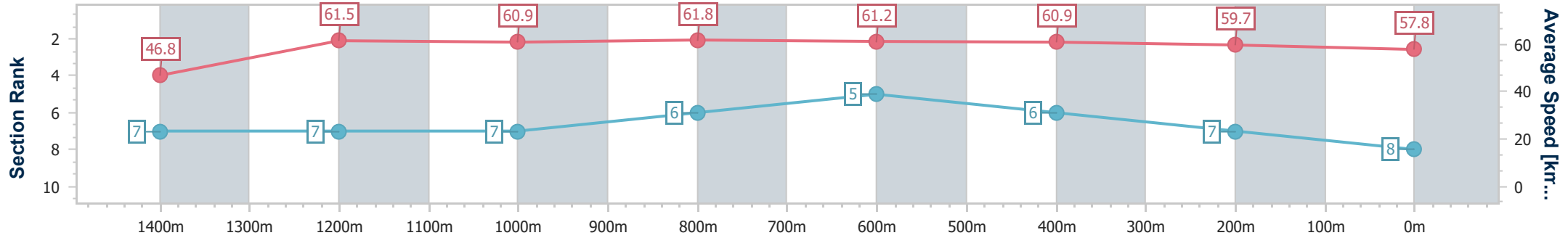
Aquis Park Gold Coast Poly QLD Professional
 Race 7: Total Tools Burleigh Waters BENCHMARK 55 Handicap - 1540m



23 March 2024 - 16:46

Track Rating: Synthetic, Weather: Overcast, Rail Position: True

Section	Overall	1400m	1200m	1000m	800m	600m	400m	200m
Section Times	1:34.91 [8] (0:10.78)	1:24.13 [7] (0:11.84)	1:12.29 [7] (0:11.82)	1:00.47 [7] (0:11.75)	0:48.72 [6] (0:11.89)	0:36.83 [5] (0:12.08)	0:24.75 [6] (0:12.21)	0:12.54 [7] (0:12.54)
Average Speed [km/h]	46.8	61.5	60.9	61.8	61.2	60.9	59.7	57.8
Top Speed [km/h]	59.6	63.0	61.9	62.4	62.6	61.8	60.6	58.9
Avg. Dist. to Rail [m]	6.6	1.7	2.3	2.1	2.5	4.1	6.9	8.6
Avg. Stride Freq. [Hz]	2.2	2.4	2.3	2.3	2.3	2.3	2.3	2.3
Avg. Stride Length [m]	5.9	7.2	7.2	7.4	7.3	7.3	7.1	7.0



- [] Ranking at each section and finish
- .-.- No data available at this section
- NA No data available