



Eagle Farm QLD Professional

Race 6: PITCHER PARTNERS Class 6 Handicap - 1000m

23 March 2024 - 15:08



BRISBANE
RACING CLUB

Track Rating: Good 4, Weather: Fine, Rail Position: +2.5m Entire

| Section | | Overall | | | | | | 800m | | 600m | | 400m | | 200m | | Last 600m | |
|-------------|-----|---|---------|------------------|-----------------|--------------|--------------|--------------|--------------|--------------|---------|-----------|----|-----------|--|-----------|------------------------|
| Field Times | | 0:56.44 | | | | | | 0:43.83 | | 0:33.49 | | 0:22.84 | | 0:12.00 | | 0:33.49 | |
| | | (0:12.61) | | | | | | (0:10.34) | | (0:10.65) | | (0:10.84) | | (0:12.00) | | | |
| Rank | TAB | Horse/Jockey | Barrier | Top Speed [km/h] | Fastest Section | | | | | | | | | Margin | | | Distance Travelled [m] |
| 1 | 9 | BRING ME KASH Dale Smith | 9 | 71.0 | 0:10.34 | 0:56.44 [1] | 0:43.54 [4] | 0:33.20 [4] | 0:22.52 [4] | 0:11.80 [2] | 0:56.44 | 0:33.20 | | | | | |
| | | | | 800m | 800m | (0:12.90) | (0:10.34) | (0:10.68) | (0:10.72) | (0:11.80) | | | | | | | |
| 2 | 8 | RED RUBI Nikita Beriman | 8 | 71.6 | 0:10.30 | 0:56.56 [2] | 0:42.95 [11] | 0:32.65 [10] | 0:22.14 [10] | 0:11.62 [7] | 0.73L | 0:32.65 | +3 | | | | |
| | | | | 800m | 800m | (0:13.61) | (0:10.30) | (0:10.51) | (0:10.52) | (0:11.62) | | | | | | | |
| 3 | 3 | MAXIMUM OUTPUT Bailey Wheeler | 3 | 72.0 | 0:10.45 | 0:56.78 [3] | 0:43.72 [5] | 0:33.27 [6] | 0:22.58 [7] | 0:11.78 [9] | 2.02L | 0:33.27 | +5 | | | | |
| | | | | 800m | 800m | (0:13.06) | (0:10.45) | (0:10.69) | (0:10.80) | (0:11.78) | | | | | | | |
| 4 | 7 | SHAMROCK LU Michael Rodd | 7 | 69.8 | 0:10.44 | 0:56.79 [4] | 0:43.56 [8] | 0:33.06 [9] | 0:22.62 [6] | 0:11.89 [5] | 2.06L | 0:33.06 | -3 | | | | |
| | | | | 800m | 600m | (0:13.23) | (0:10.50) | (0:10.44) | (0:10.73) | (0:11.89) | | | | | | | |
| 5 | 4 | NASHIRA Justin Huxtable | 4 | 71.5 | 0:10.37 | 0:56.81 [5] | 0:43.50 [9] | 0:33.13 [7] | 0:22.56 [8] | 0:11.90 [6] | 2.19L | 0:33.13 | +3 | | | | |
| | | | | 800m | 800m | (0:13.31) | (0:10.37) | (0:10.57) | (0:10.66) | (0:11.90) | | | | | | | |
| 6 | 1 | OSAMU Tahlia Fenlon | 1 | 71.6 | 0:10.35 | 0:56.81 [6] | 0:44.20 [1] | 0:33.85 [2] | 0:23.21 [1] | 0:12.37 [1] | 2.2L | 0:33.85 | -2 | | | | |
| | | | | 800m | 800m | (0:12.61) | (0:10.35) | (0:10.64) | (0:10.84) | (0:12.37) | | | | | | | |
| 7 | 5 | GEMELON BOLT Marnu Potgieter | 5 | 71.3 | 0:10.32 | 0:56.88 [7] | 0:44.25 [2] | 0:33.93 [1] | 0:23.15 [3] | 0:12.24 [2] | 2.6L | 0:33.93 | +2 | | | | |
| | | | | Overall | 800m | (0:12.63) | (0:10.32) | (0:10.78) | (0:10.91) | (0:12.24) | | | | | | | |
| 8 | 11 | IMMORAL Angela Jones | 11 | 72.5 | 0:10.39 | 0:56.94 [8] | 0:43.36 [10] | 0:32.97 [11] | 0:22.39 [11] | 0:11.74 [11] | 2.92L | 0:32.97 | +7 | | | | |
| | | | | 800m | 800m | (0:13.58) | (0:10.39) | (0:10.58) | (0:10.65) | (0:11.74) | | | | | | | |
| 9 | 14 | READY FOR ANYTHING Robbie Dolan | 14 | 71.3 | 0:10.39 | 0:56.98 [9] | 0:43.29 [12] | 0:32.90 [12] | 0:22.27 [12] | 0:11.55 [12] | 3.15L | 0:32.90 | +5 | | | | |
| | | | | 800m | 800m | (0:13.69) | (0:10.39) | (0:10.63) | (0:10.72) | (0:11.55) | | | | | | | |
| 10 | 6 | MUSCHIALLI James Orman | 6 | 71.5 | 0:10.51 | 0:57.02 [10] | 0:43.82 [7] | 0:33.31 [8] | 0:22.63 [9] | 0:11.91 [10] | 3.43L | 0:33.31 | +6 | | | | |
| | | | | 600m | 800m | (0:13.20) | (0:10.51) | (0:10.68) | (0:10.72) | (0:11.91) | | | | | | | |

Scratched: Jemeldi (#12), Charge On (#10)

Report Created: Sat 23 March 2024 15:20 GMT+10 (Note: Timing is based on position data)

Page 1/14

[] Ranking at each section and finish
 -:-:- No data available at this section
 NA No data available

SCN Saddle cloth number
 DNF Did not finish
 DNT Did not track

data processed by  TRIPLESDATA



Eagle Farm QLD Professional

Race 6: PITCHER PARTNERS Class 6 Handicap - 1000m

23 March 2024 - 15:08



BRISBANE
RACING CLUB

Track Rating: Good 4, Weather: Fine, Rail Position: +2.5m Entire

| Section | | Overall | 800m | 600m | 400m | 200m | Last 600m | | | | | |
|-------------|-----------------------------------|----------------------|----------------------|----------------------|---------------------------|--------------------------|--------------------------|--------------------------|--------------------------|------------------------|---------|----|
| Field Times | | 0:56.44 (0:12.61) | 0:43.83 (0:10.34) | 0:33.49 (0:10.65) | 0:22.84 (0:10.84) | 0:12.00 (0:12.00) | 0:33.49 | | | | | |
| Rank | TAB Horse/Jockey | Barrier | Top Speed [km/h] | Fastest Section | Margin | | | | | Distance Travelled [m] | | |
| 11 | 13 APOPHIS Georgina Cartwright | 13 | 72.0 800m | 0:10.38 800m | 0:57.09 [11] (0:13.10) | 0:43.99 [6] (0:10.38) | 0:33.61 [5] (0:10.66) | 0:22.95 [5] (0:10.85) | 0:12.10 [8] (0:12.10) | 3.8L | 0:33.61 | +2 |
| 12 | 2 HOLD ON HONEY Cejay Graham | 2 | 72.1 800m | 0:10.34 800m | 0:57.54 [12] (0:12.79) | 0:44.75 [3] (0:10.34) | 0:34.41 [3] (0:10.52) | 0:23.89 [2] (0:11.01) | 0:12.88 [4] (0:12.88) | 6.46L | 0:34.41 | +2 |

Scratched: Jemeldi (#12), Charge On (#10)

[] Ranking at each section and finish
 -:-:-:- No data available at this section
 NA No data available

SCN Saddle cloth number
 DNF Did not finish
 DNT Did not track



| | |
|--------------------------------|----------------|
| Horse/Jockey Name | Bring Me Kash |
| Final Rank | 1 |
| Fastest Section Time (Section) | 0:10.34 (800m) |
| Top Speed [km/h] (Section) | 71.0 (800m) |
| Race State | Finished |



Eagle Farm QLD Professional

Race 6: PITCHER PARTNERS Class 6 Handicap - 1000m

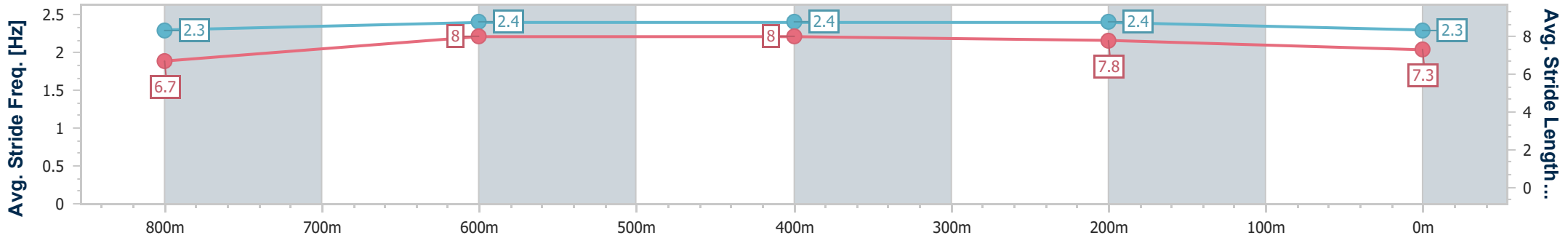
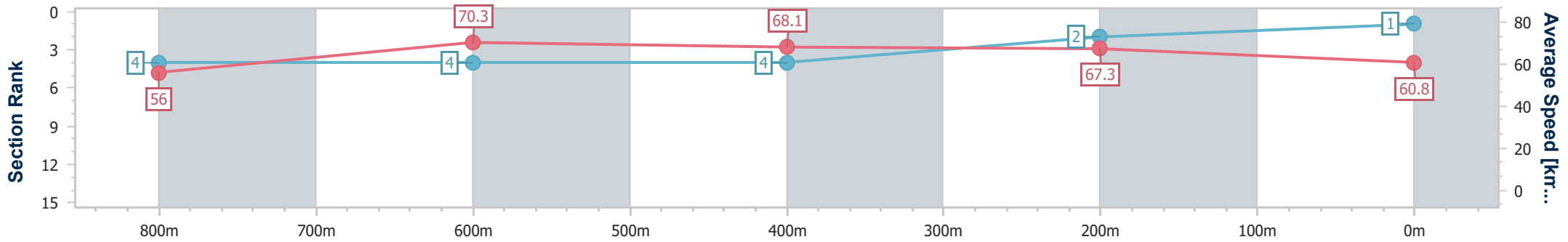
23 March 2024 - 15:08

Track Rating: Good 4, Weather: Fine, Rail Position: +2.5m Entire



BRISBANE RACING CLUB

| Section | Overall | 800m | 600m | 400m | 200m |
|------------------------|--------------------------|--------------------------|--------------------------|--------------------------|--------------------------|
| Section Times | 0:56.44 [1] (0:12.90) | 0:43.54 [4] (0:10.34) | 0:33.20 [4] (0:10.68) | 0:22.52 [4] (0:10.72) | 0:11.80 [2] (0:11.80) |
| Average Speed [km/h] | 56.0 | 70.3 | 68.1 | 67.3 | 60.8 |
| Top Speed [km/h] | 69.8 | 71.0 | 70.3 | 69.0 | 65.7 |
| Avg. Dist. to Rail [m] | 2.1 | 1.7 | 2.4 | 3.9 | 2.6 |
| Avg. Stride Freq. [Hz] | 2.3 | 2.4 | 2.4 | 2.4 | 2.3 |
| Avg. Stride Length [m] | 6.7 | 8.0 | 8.0 | 7.8 | 7.3 |



- [] Ranking at each section and finish
- .-.- No data available at this section
- NA No data available



| | |
|--------------------------------|----------------|
| Horse/Jockey Name | Red Rubi |
| Final Rank | 2 |
| Fastest Section Time (Section) | 0:10.30 (800m) |
| Top Speed [km/h] (Section) | 71.6 (800m) |
| Race State | Finished |



Eagle Farm QLD Professional

Race 6: PITCHER PARTNERS Class 6 Handicap - 1000m

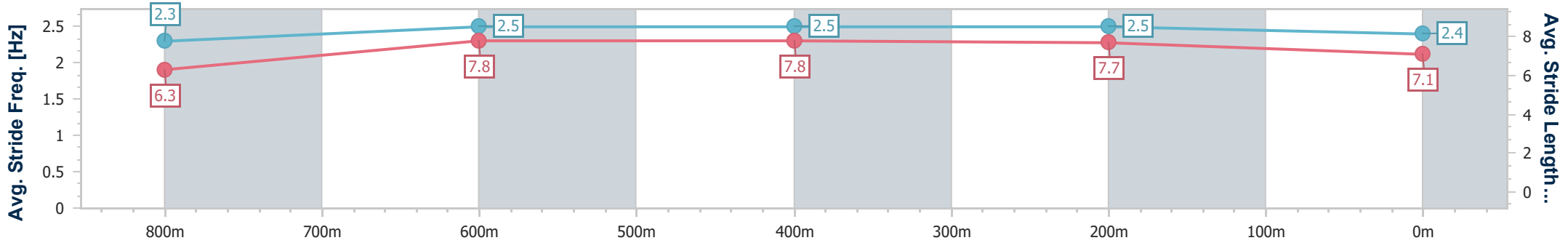
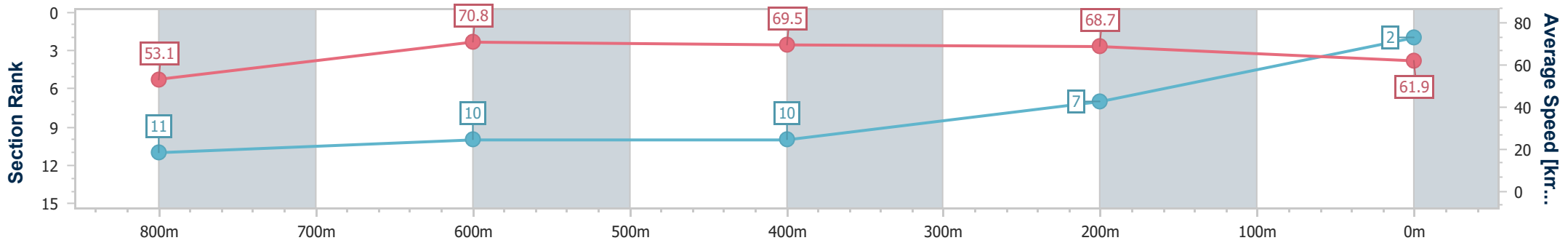
23 March 2024 - 15:08

Track Rating: Good 4, Weather: Fine, Rail Position: +2.5m Entire



BRISBANE RACING CLUB

| Section | Overall | 800m | 600m | 400m | 200m |
|------------------------|--------------------------|---------------------------|---------------------------|---------------------------|--------------------------|
| Section Times | 0:56.56 [2] (0:13.61) | 0:42.95 [11] (0:10.30) | 0:32.65 [10] (0:10.51) | 0:22.14 [10] (0:10.52) | 0:11.62 [7] (0:11.62) |
| Average Speed [km/h] | 53.1 | 70.8 | 69.5 | 68.7 | 61.9 |
| Top Speed [km/h] | 71.4 | 71.6 | 70.2 | 70.2 | 66.7 |
| Avg. Dist. to Rail [m] | 4.3 | 2.6 | 3.2 | 3.9 | 1.1 |
| Avg. Stride Freq. [Hz] | 2.3 | 2.5 | 2.5 | 2.5 | 2.4 |
| Avg. Stride Length [m] | 6.3 | 7.8 | 7.8 | 7.7 | 7.1 |



- [] Ranking at each section and finish
- .-.- No data available at this section
- NA No data available



| | |
|--------------------------------|----------------|
| Horse/Jockey Name | Maximum Output |
| Final Rank | 3 |
| Fastest Section Time (Section) | 0:10.45 (800m) |
| Top Speed [km/h] (Section) | 72.0 (800m) |
| Race State | Finished |



Eagle Farm QLD Professional

Race 6: PITCHER PARTNERS Class 6 Handicap - 1000m

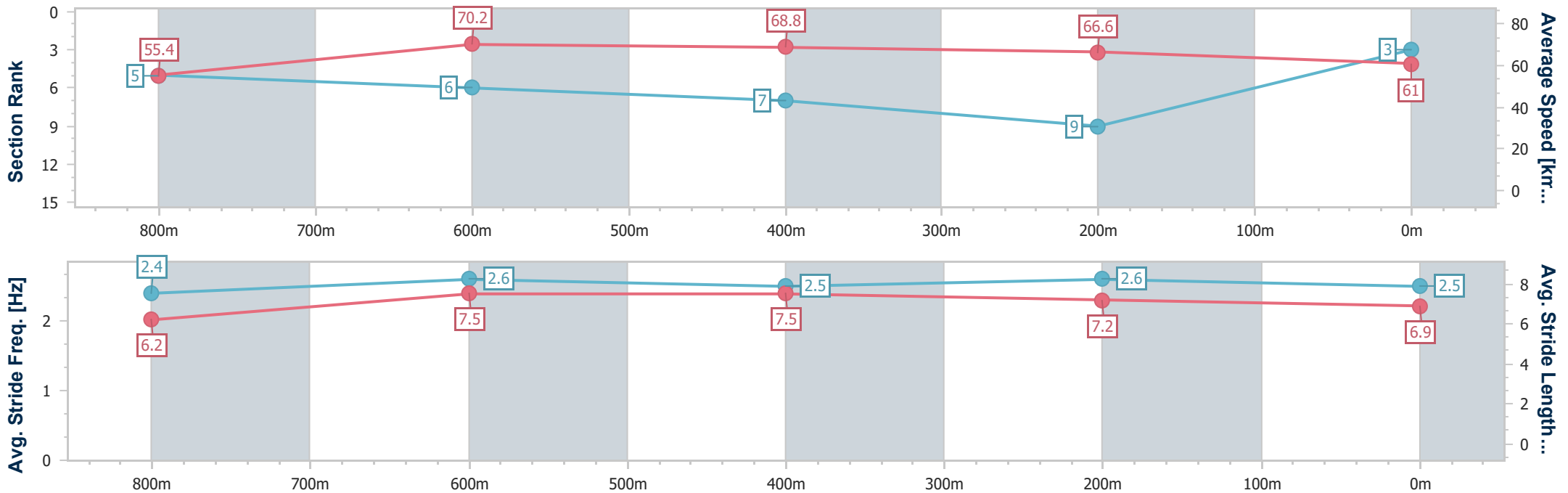
23 March 2024 - 15:08

Track Rating: Good 4, Weather: Fine, Rail Position: +2.5m Entire



BRISBANE RACING CLUB

| Section | Overall | 800m | 600m | 400m | 200m |
|------------------------|--------------------------|--------------------------|--------------------------|--------------------------|--------------------------|
| Section Times | 0:56.78 [3] (0:13.06) | 0:43.72 [5] (0:10.45) | 0:33.27 [6] (0:10.69) | 0:22.58 [7] (0:10.80) | 0:11.78 [9] (0:11.78) |
| Average Speed [km/h] | 55.4 | 70.2 | 68.8 | 66.6 | 61.0 |
| Top Speed [km/h] | 71.2 | 72.0 | 70.2 | 69.6 | 65.3 |
| Avg. Dist. to Rail [m] | 4.0 | 3.5 | 4.4 | 7.5 | 5.9 |
| Avg. Stride Freq. [Hz] | 2.4 | 2.6 | 2.5 | 2.6 | 2.5 |
| Avg. Stride Length [m] | 6.2 | 7.5 | 7.5 | 7.2 | 6.9 |



- [] Ranking at each section and finish
- .-.- No data available at this section
- NA No data available



| | |
|--------------------------------|----------------|
| Horse/Jockey Name | Shamrock Lu |
| Final Rank | 4 |
| Fastest Section Time (Section) | 0:10.44 (600m) |
| Top Speed [km/h] (Section) | 69.8 (800m) |
| Race State | Finished |



Eagle Farm QLD Professional

Race 6: PITCHER PARTNERS Class 6 Handicap - 1000m

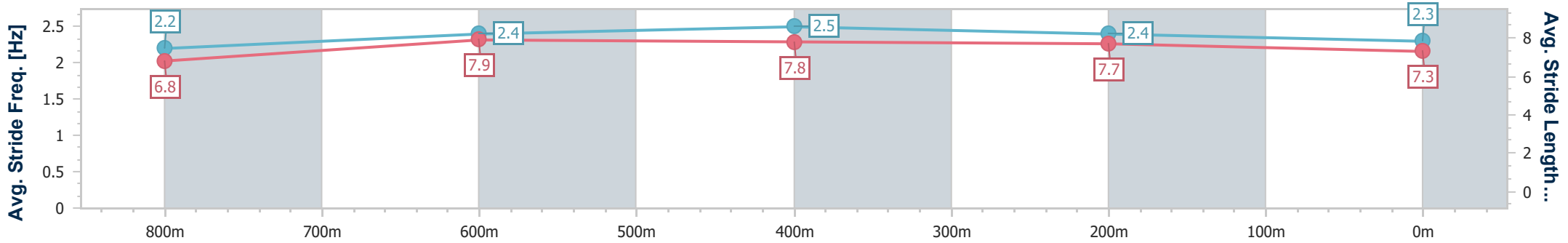
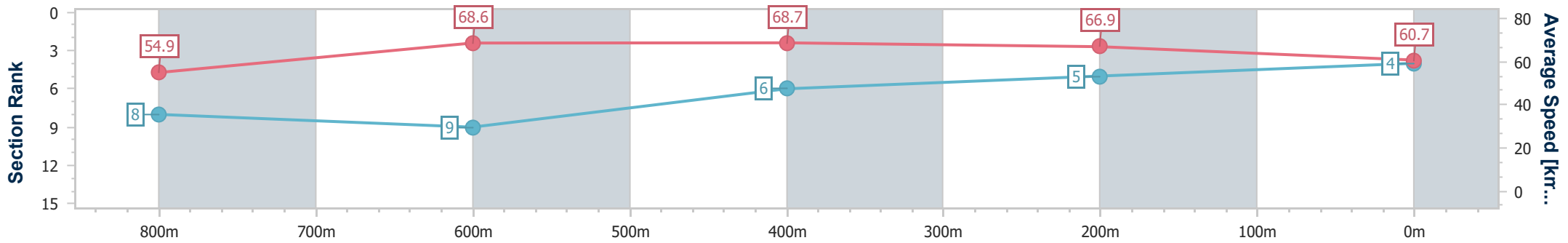
23 March 2024 - 15:08

Track Rating: Good 4, Weather: Fine, Rail Position: +2.5m Entire



BRISBANE RACING CLUB

| Section | Overall | 800m | 600m | 400m | 200m |
|------------------------|--------------------------|--------------------------|--------------------------|--------------------------|--------------------------|
| Section Times | 0:56.79 [4] (0:13.23) | 0:43.56 [8] (0:10.50) | 0:33.06 [9] (0:10.44) | 0:22.62 [6] (0:10.73) | 0:11.89 [5] (0:11.89) |
| Average Speed [km/h] | 54.9 | 68.6 | 68.7 | 66.9 | 60.7 |
| Top Speed [km/h] | 68.2 | 69.8 | 69.3 | 69.1 | 63.6 |
| Avg. Dist. to Rail [m] | 1.7 | 0.5 | 1.3 | 4.4 | 6.2 |
| Avg. Stride Freq. [Hz] | 2.2 | 2.4 | 2.5 | 2.4 | 2.3 |
| Avg. Stride Length [m] | 6.8 | 7.9 | 7.8 | 7.7 | 7.3 |



- [] Ranking at each section and finish
- .-.- No data available at this section
- NA No data available



| | |
|--------------------------------|----------------|
| Horse/Jockey Name | Nashira |
| Final Rank | 5 |
| Fastest Section Time (Section) | 0:10.37 (800m) |
| Top Speed [km/h] (Section) | 71.5 (800m) |
| Race State | Finished |



Eagle Farm QLD Professional

Race 6: PITCHER PARTNERS Class 6 Handicap - 1000m

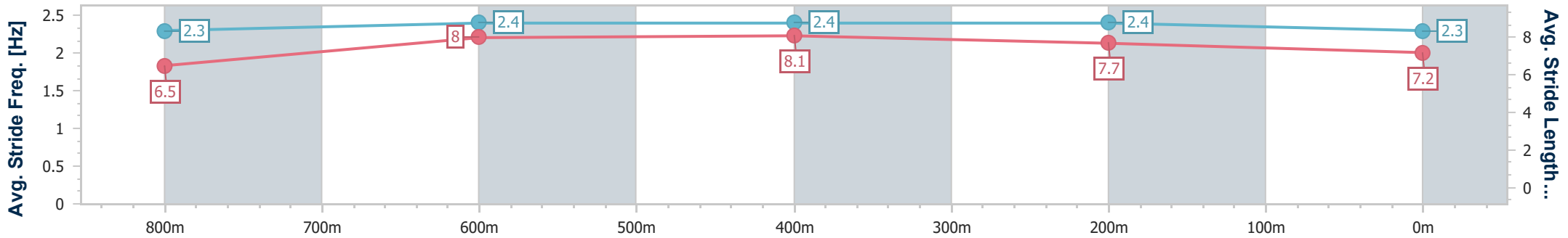
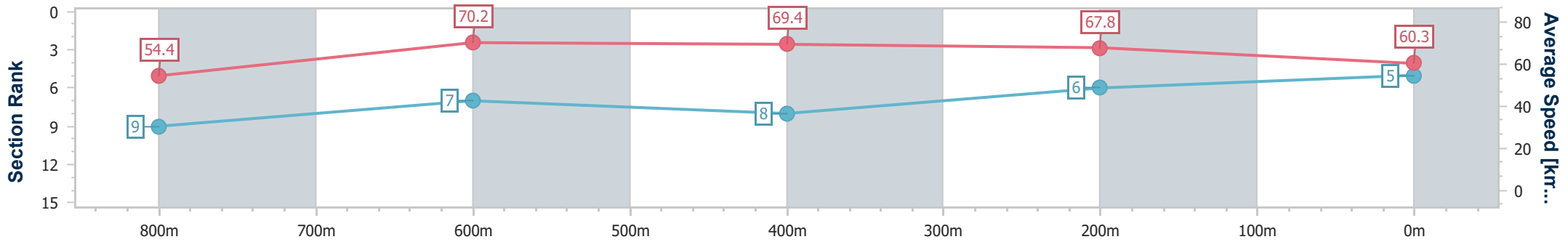
23 March 2024 - 15:08

Track Rating: Good 4, Weather: Fine, Rail Position: +2.5m Entire



BRISBANE RACING CLUB

| Section | Overall | 800m | 600m | 400m | 200m |
|------------------------|--------------------------|--------------------------|--------------------------|--------------------------|--------------------------|
| Section Times | 0:56.81 [5] (0:13.31) | 0:43.50 [9] (0:10.37) | 0:33.13 [7] (0:10.57) | 0:22.56 [8] (0:10.66) | 0:11.90 [6] (0:11.90) |
| Average Speed [km/h] | 54.4 | 70.2 | 69.4 | 67.8 | 60.3 |
| Top Speed [km/h] | 70.8 | 71.5 | 70.2 | 69.5 | 65.1 |
| Avg. Dist. to Rail [m] | 3.8 | 2.4 | 4.2 | 7.9 | 5.8 |
| Avg. Stride Freq. [Hz] | 2.3 | 2.4 | 2.4 | 2.4 | 2.3 |
| Avg. Stride Length [m] | 6.5 | 8.0 | 8.1 | 7.7 | 7.2 |



- [] Ranking at each section and finish
- .-.- No data available at this section
- NA No data available



| | |
|--------------------------------|----------------|
| Horse/Jockey Name | Osamu |
| Final Rank | 6 |
| Fastest Section Time (Section) | 0:10.35 (800m) |
| Top Speed [km/h] (Section) | 71.6 (800m) |
| Race State | Finished |



Eagle Farm QLD Professional

Race 6: PITCHER PARTNERS Class 6 Handicap - 1000m

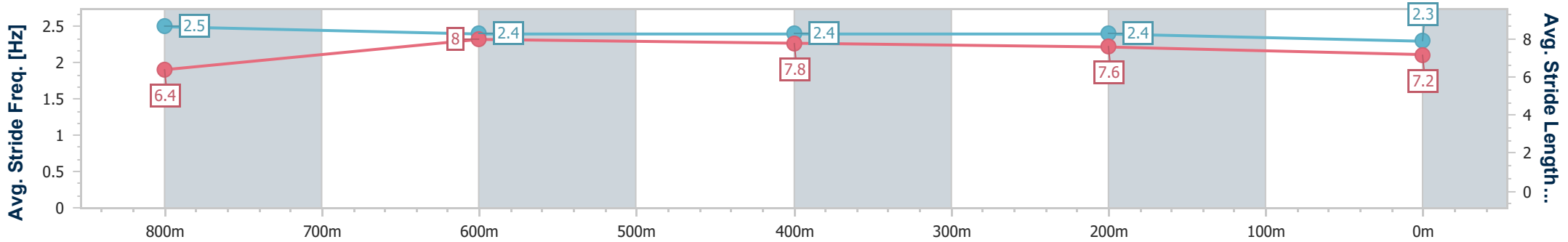
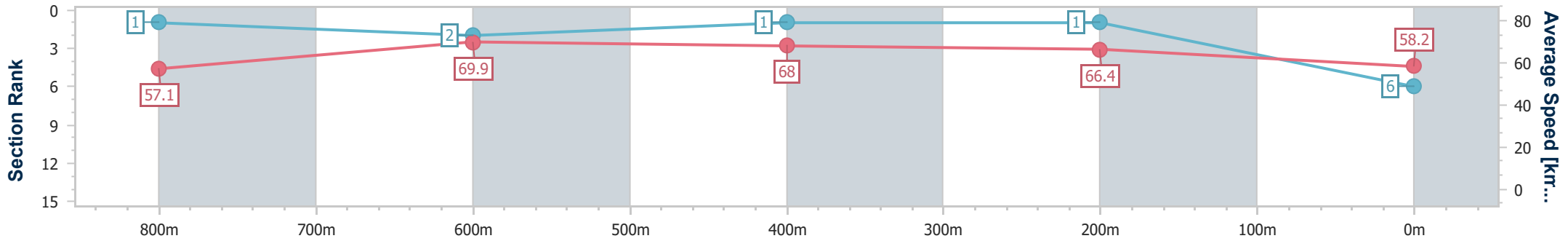
23 March 2024 - 15:08

Track Rating: Good 4, Weather: Fine, Rail Position: +2.5m Entire



BRISBANE RACING CLUB

| Section | Overall | 800m | 600m | 400m | 200m |
|------------------------|--------------------------|--------------------------|--------------------------|--------------------------|--------------------------|
| Section Times | 0:56.81 [6] (0:12.61) | 0:44.20 [1] (0:10.35) | 0:33.85 [2] (0:10.64) | 0:23.21 [1] (0:10.84) | 0:12.37 [1] (0:12.37) |
| Average Speed [km/h] | 57.1 | 69.9 | 68.0 | 66.4 | 58.2 |
| Top Speed [km/h] | 71.0 | 71.6 | 69.3 | 67.6 | 63.0 |
| Avg. Dist. to Rail [m] | 3.8 | 0.4 | 1.2 | 1.4 | 1.1 |
| Avg. Stride Freq. [Hz] | 2.5 | 2.4 | 2.4 | 2.4 | 2.3 |
| Avg. Stride Length [m] | 6.4 | 8.0 | 7.8 | 7.6 | 7.2 |



- [] Ranking at each section and finish
- .-.- No data available at this section
- NA No data available



| | |
|--------------------------------|----------------|
| Horse/Jockey Name | Gemelon Bolt |
| Final Rank | 7 |
| Fastest Section Time (Section) | 0:10.32 (800m) |
| Top Speed [km/h] (Section) | 71.3 (Overall) |
| Race State | Finished |



Eagle Farm QLD Professional

Race 6: PITCHER PARTNERS Class 6 Handicap - 1000m

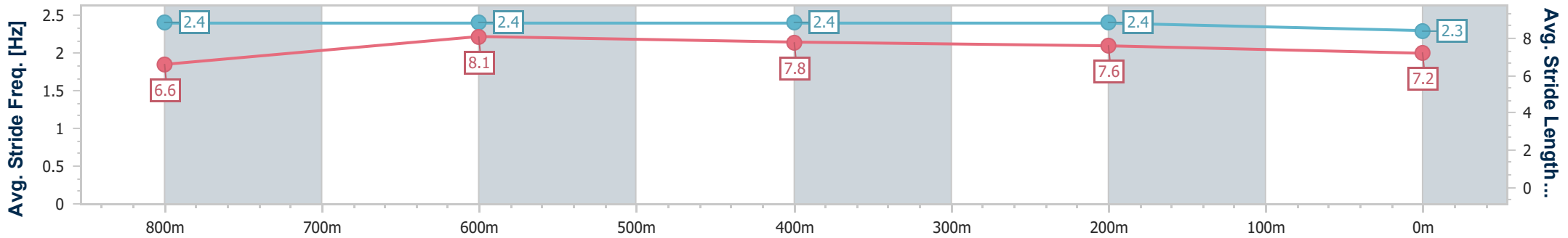
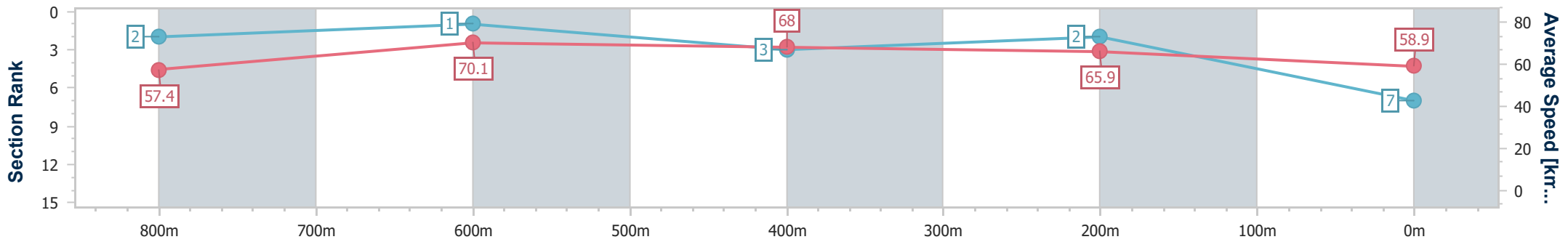
23 March 2024 - 15:08

Track Rating: Good 4, Weather: Fine, Rail Position: +2.5m Entire



BRISBANE RACING CLUB

| Section | Overall | 800m | 600m | 400m | 200m |
|------------------------|--------------------------|--------------------------|--------------------------|--------------------------|--------------------------|
| Section Times | 0:56.88 [7] (0:12.63) | 0:44.25 [2] (0:10.32) | 0:33.93 [1] (0:10.78) | 0:23.15 [3] (0:10.91) | 0:12.24 [2] (0:12.24) |
| Average Speed [km/h] | 57.4 | 70.1 | 68.0 | 65.9 | 58.9 |
| Top Speed [km/h] | 71.3 | 71.2 | 69.3 | 68.3 | 63.0 |
| Avg. Dist. to Rail [m] | 5.8 | 1.1 | 3.1 | 2.5 | 1.9 |
| Avg. Stride Freq. [Hz] | 2.4 | 2.4 | 2.4 | 2.4 | 2.3 |
| Avg. Stride Length [m] | 6.6 | 8.1 | 7.8 | 7.6 | 7.2 |



- [] Ranking at each section and finish
- .-.- No data available at this section
- NA No data available



| | |
|--------------------------------|----------------|
| Horse/Jockey Name | Immoral |
| Final Rank | 8 |
| Fastest Section Time (Section) | 0:10.39 (800m) |
| Top Speed [km/h] (Section) | 72.5 (800m) |
| Race State | Finished |



Eagle Farm QLD Professional

Race 6: PITCHER PARTNERS Class 6 Handicap - 1000m

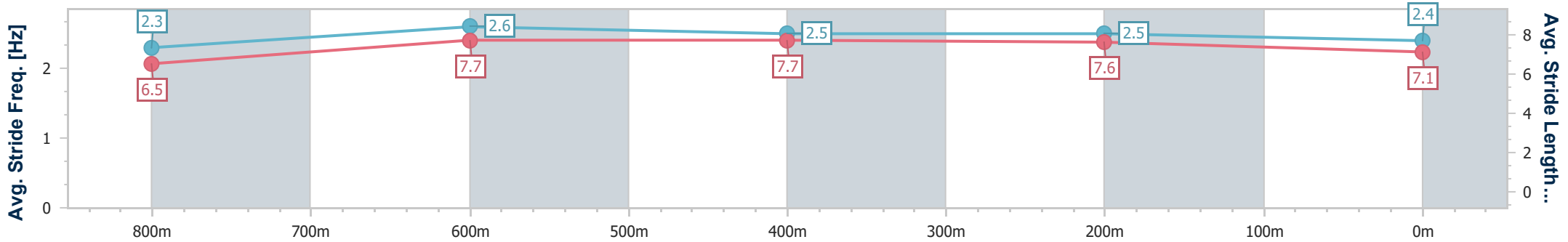
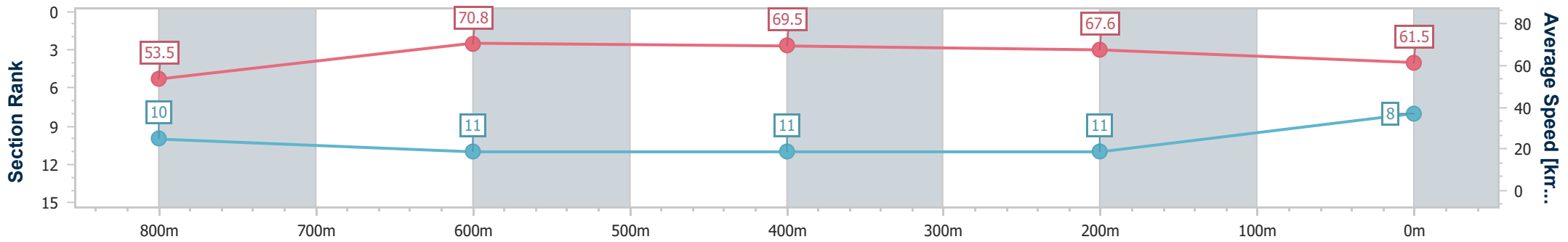
23 March 2024 - 15:08

Track Rating: Good 4, Weather: Fine, Rail Position: +2.5m Entire



BRISBANE RACING CLUB

| Section | Overall | 800m | 600m | 400m | 200m |
|------------------------|--------------------------|---------------------------|---------------------------|---------------------------|---------------------------|
| Section Times | 0:56.94 [8] (0:13.58) | 0:43.36 [10] (0:10.39) | 0:32.97 [11] (0:10.58) | 0:22.39 [11] (0:10.65) | 0:11.74 [11] (0:11.74) |
| Average Speed [km/h] | 53.5 | 70.8 | 69.5 | 67.6 | 61.5 |
| Top Speed [km/h] | 71.0 | 72.5 | 71.1 | 70.3 | 64.2 |
| Avg. Dist. to Rail [m] | 6.8 | 4.2 | 4.6 | 7.1 | 3.6 |
| Avg. Stride Freq. [Hz] | 2.3 | 2.6 | 2.5 | 2.5 | 2.4 |
| Avg. Stride Length [m] | 6.5 | 7.7 | 7.7 | 7.6 | 7.1 |



- [] Ranking at each section and finish
- .-.- No data available at this section
- NA No data available



| | |
|--------------------------------|--------------------|
| Horse/Jockey Name | Ready For Anything |
| Final Rank | 9 |
| Fastest Section Time (Section) | 0:10.39 (800m) |
| Top Speed [km/h] (Section) | 71.3 (800m) |
| Race State | Finished |



Eagle Farm QLD Professional

Race 6: PITCHER PARTNERS Class 6 Handicap - 1000m

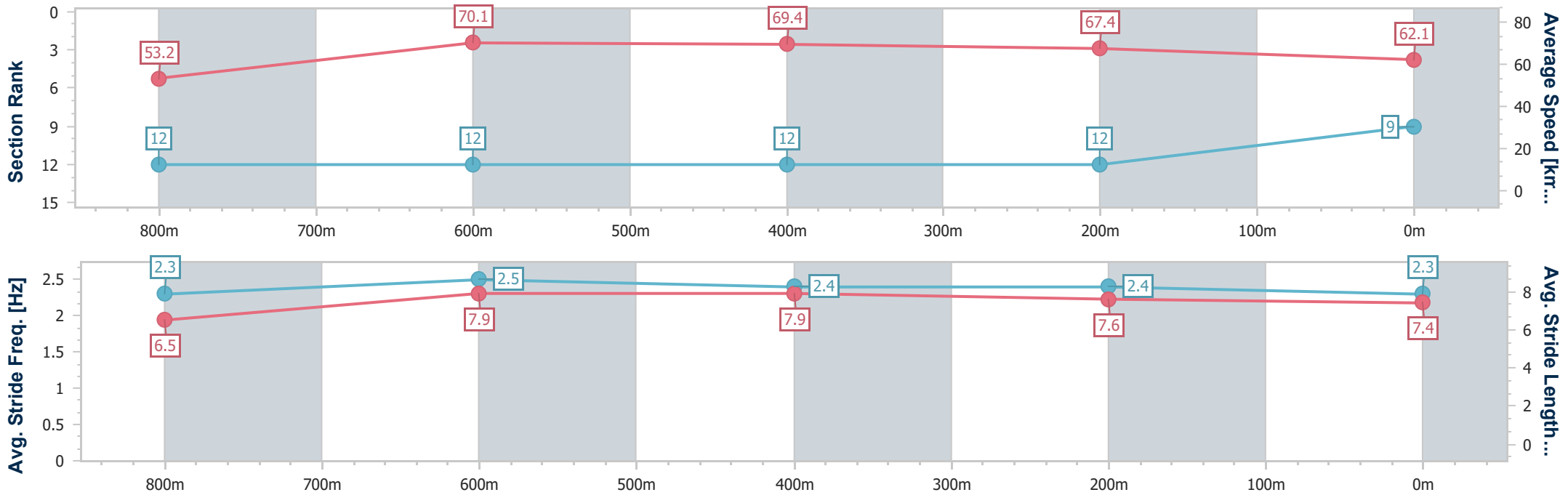
23 March 2024 - 15:08

Track Rating: Good 4, Weather: Fine, Rail Position: +2.5m Entire



BRISBANE RACING CLUB

| Section | Overall | 800m | 600m | 400m | 200m |
|------------------------|--------------------------|---------------------------|---------------------------|---------------------------|---------------------------|
| Section Times | 0:56.98 [9] (0:13.69) | 0:43.29 [12] (0:10.39) | 0:32.90 [12] (0:10.63) | 0:22.27 [12] (0:10.72) | 0:11.55 [12] (0:11.55) |
| Average Speed [km/h] | 53.2 | 70.1 | 69.4 | 67.4 | 62.1 |
| Top Speed [km/h] | 69.8 | 71.3 | 70.5 | 69.9 | 65.5 |
| Avg. Dist. to Rail [m] | 8.1 | 2.8 | 4.9 | 8.0 | 7.1 |
| Avg. Stride Freq. [Hz] | 2.3 | 2.5 | 2.4 | 2.4 | 2.3 |
| Avg. Stride Length [m] | 6.5 | 7.9 | 7.9 | 7.6 | 7.4 |



- [] Ranking at each section and finish
- .-.- No data available at this section
- NA No data available



| | |
|--------------------------------|----------------|
| Horse/Jockey Name | Muschialli |
| Final Rank | 10 |
| Fastest Section Time (Section) | 0:10.51 (800m) |
| Top Speed [km/h] (Section) | 71.5 (600m) |
| Race State | Finished |



Eagle Farm QLD Professional

Race 6: PITCHER PARTNERS Class 6 Handicap - 1000m

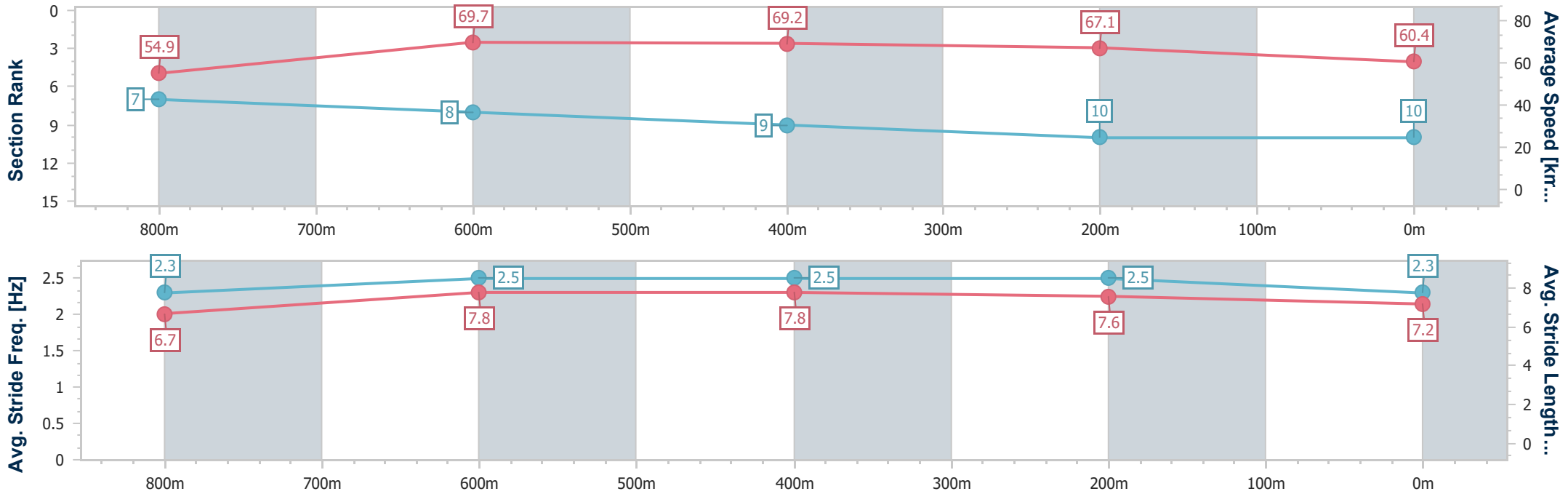
23 March 2024 - 15:08

Track Rating: Good 4, Weather: Fine, Rail Position: +2.5m Entire



BRISBANE RACING CLUB

| Section | Overall | 800m | 600m | 400m | 200m |
|------------------------|---------------------------|--------------------------|--------------------------|--------------------------|---------------------------|
| Section Times | 0:57.02 [10] (0:13.20) | 0:43.82 [7] (0:10.51) | 0:33.31 [8] (0:10.68) | 0:22.63 [9] (0:10.72) | 0:11.91 [10] (0:11.91) |
| Average Speed [km/h] | 54.9 | 69.7 | 69.2 | 67.1 | 60.4 |
| Top Speed [km/h] | 69.3 | 70.9 | 71.5 | 69.6 | 64.5 |
| Avg. Dist. to Rail [m] | 4.7 | 3.6 | 6.0 | 10.0 | 7.8 |
| Avg. Stride Freq. [Hz] | 2.3 | 2.5 | 2.5 | 2.5 | 2.3 |
| Avg. Stride Length [m] | 6.7 | 7.8 | 7.8 | 7.6 | 7.2 |



- [] Ranking at each section and finish
- .-.- No data available at this section
- NA No data available



| | |
|--------------------------------|----------------|
| Horse/Jockey Name | Apophis |
| Final Rank | 11 |
| Fastest Section Time (Section) | 0:10.38 (800m) |
| Top Speed [km/h] (Section) | 72.0 (800m) |
| Race State | Finished |



Eagle Farm QLD Professional

Race 6: PITCHER PARTNERS Class 6 Handicap - 1000m

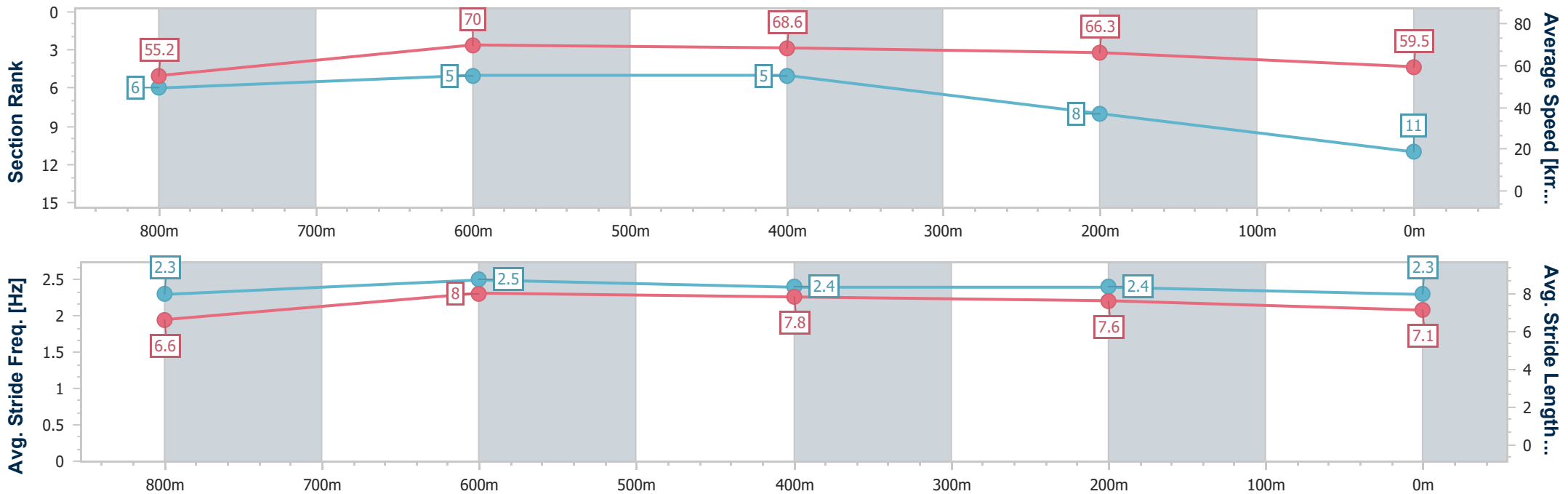
23 March 2024 - 15:08

Track Rating: Good 4, Weather: Fine, Rail Position: +2.5m Entire



BRISBANE RACING CLUB

| Section | Overall | 800m | 600m | 400m | 200m |
|------------------------|---------------------------|--------------------------|--------------------------|--------------------------|--------------------------|
| Section Times | 0:57.09 [11] (0:13.10) | 0:43.99 [6] (0:10.38) | 0:33.61 [5] (0:10.66) | 0:22.95 [5] (0:10.85) | 0:12.10 [8] (0:12.10) |
| Average Speed [km/h] | 55.2 | 70.0 | 68.6 | 66.3 | 59.5 |
| Top Speed [km/h] | 71.4 | 72.0 | 70.8 | 68.7 | 63.5 |
| Avg. Dist. to Rail [m] | 1.2 | 2.2 | 3.2 | 6.5 | 4.0 |
| Avg. Stride Freq. [Hz] | 2.3 | 2.5 | 2.4 | 2.4 | 2.3 |
| Avg. Stride Length [m] | 6.6 | 8.0 | 7.8 | 7.6 | 7.1 |



- [] Ranking at each section and finish
- .-.- No data available at this section
- NA No data available



| | |
|--------------------------------|----------------|
| Horse/Jockey Name | Hold On Honey |
| Final Rank | 12 |
| Fastest Section Time (Section) | 0:10.34 (800m) |
| Top Speed [km/h] (Section) | 72.1 (800m) |
| Race State | Finished |



Eagle Farm QLD Professional

Race 6: PITCHER PARTNERS Class 6 Handicap - 1000m

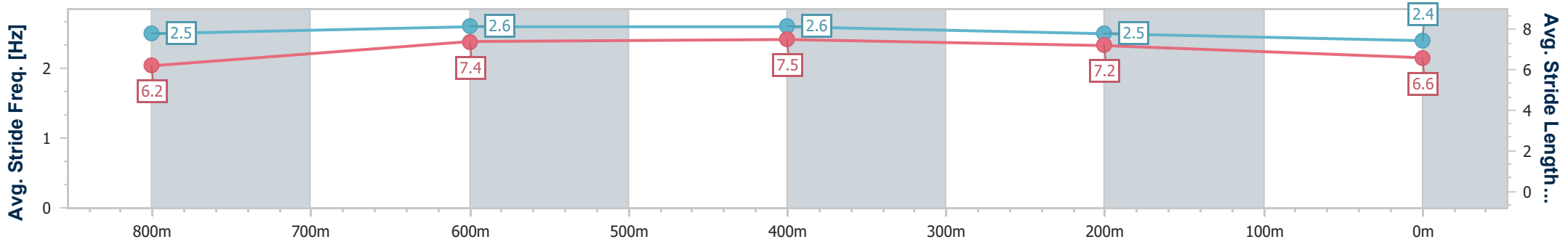
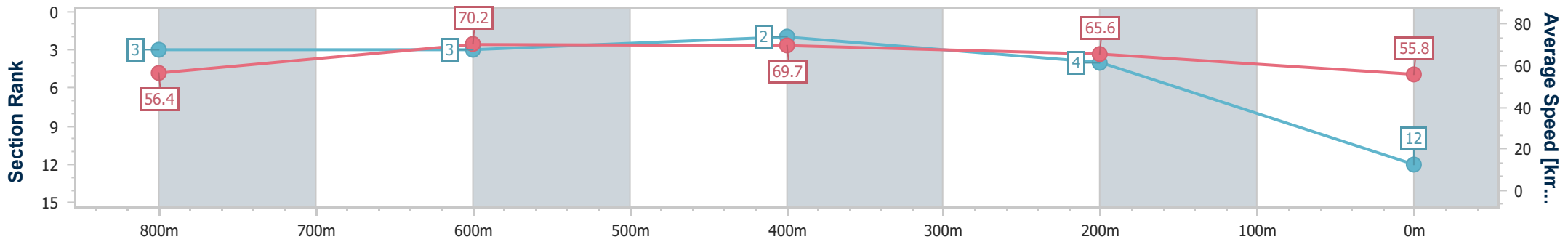
23 March 2024 - 15:08

Track Rating: Good 4, Weather: Fine, Rail Position: +2.5m Entire



BRISBANE RACING CLUB

| Section | Overall | 800m | 600m | 400m | 200m |
|------------------------|---------------------------|--------------------------|--------------------------|--------------------------|--------------------------|
| Section Times | 0:57.54 [12] (0:12.79) | 0:44.75 [3] (0:10.34) | 0:34.41 [3] (0:10.52) | 0:23.89 [2] (0:11.01) | 0:12.88 [4] (0:12.88) |
| Average Speed [km/h] | 56.4 | 70.2 | 69.7 | 65.6 | 55.8 |
| Top Speed [km/h] | 71.5 | 72.1 | 70.9 | 68.2 | 62.3 |
| Avg. Dist. to Rail [m] | 3.1 | 1.8 | 3.7 | 4.5 | 2.4 |
| Avg. Stride Freq. [Hz] | 2.5 | 2.6 | 2.6 | 2.5 | 2.4 |
| Avg. Stride Length [m] | 6.2 | 7.4 | 7.5 | 7.2 | 6.6 |



- [] Ranking at each section and finish
- .-.- No data available at this section
- NA No data available