



Toowoomba QLD Professional

Race 2: MAIDAH GROUP QTIS Two-Year-Old Maiden Handicap - 1100m

23 March 2024 - 17:56



Track Rating: Good 4, Weather: Showery, Rail Position: +2m Entire

Section		Field Times											Last 600m	
		Overall	1000m	800m	600m	400m	200m						0:37.49	
		1:08.23 (0:07.77)	1:00.46 (0:11.22)	0:49.24 (0:11.75)	0:37.49 (0:12.36)	0:25.13 (0:12.57)	0:12.56 (0:12.56)							
Rank	TAB	Horse/Jockey	Barrier	Top Speed [km/h]	Fastest Section								Margin	Distance Travelled [m]
1	3	ROCKY RICH Alisha Donald	3	66.5 1000m	0:08.11 Overall	1:08.23 [1] (0:08.11)	1:00.12 [7] (0:11.16)	0:48.96 [3] (0:11.65)	0:37.31 [2] (0:12.31)	0:25.00 [2] (0:12.44)	0:12.56 [1] (0:12.56)	1:08.23	0:37.31	
2	8	GOOD GIRL POLLY Karl Zechner	8	64.9 1000m	0:07.94 Overall	1:08.26 [2] (0:07.94)	1:00.32 [2] (0:11.48)	0:48.84 [4] (0:11.84)	0:37.00 [5] (0:12.23)	0:24.77 [4] (0:12.28)	0:12.49 [4] (0:12.49)	0.2L	0:37.00	+0
3	1	FOOLSAY Georgina Cartwright	1	66.1 1000m	0:08.61 Overall	1:08.49 [3] (0:08.61)	0:59.88 [11] (0:11.28)	0:48.60 [9] (0:11.83)	0:36.77 [9] (0:12.22)	0:24.55 [8] (0:12.22)	0:12.33 [5] (0:12.33)	1.5L	0:36.77	+4
4	9	PROPOSE Jason Taylor	9	64.8 1000m	0:08.55 Overall	1:08.66 [4] (0:08.55)	1:00.11 [10] (0:11.60)	0:48.51 [11] (0:11.83)	0:36.68 [11] (0:12.30)	0:24.38 [11] (0:12.15)	0:12.23 [9] (0:12.23)	2.3L	0:36.68	+3
5	6	AVA'S GYPSY Kenji Yoshida	6	65.7 1000m	0:08.06 Overall	1:08.86 [5] (0:08.06)	1:00.80 [5] (0:11.40)	0:49.40 [5] (0:11.71)	0:37.69 [4] (0:12.15)	0:25.54 [3] (0:12.40)	0:13.14 [2] (0:13.14)	3.3L	0:37.69	+3
6	2	HE'S A WEAPON Madeleine Wishart	2	64.2 1000m	0:08.07 Overall	1:09.07 [6] (0:08.07)	1:01.00 [6] (0:11.60)	0:49.40 [7] (0:11.72)	0:37.68 [6] (0:12.29)	0:25.39 [6] (0:12.52)	0:12.87 [6] (0:12.87)	4.3L	0:37.68	-2
7	7	BLUE EYE DAME Nozi Tomizawa	7	66.6 1000m	0:07.77 Overall	1:09.20 [7] (0:07.77)	1:01.43 [1] (0:11.22)	0:50.21 [1] (0:11.75)	0:38.46 [1] (0:12.36)	0:26.10 [1] (0:12.67)	0:13.43 [3] (0:13.43)	4.8L	0:38.46	+1
8	10	SCOTTVILLE SCOOTER Micheal Hellyer	10	66.7 1000m	0:08.01 Overall	1:09.32 [8] (0:08.01)	1:01.31 [4] (0:11.08)	0:50.23 [2] (0:11.89)	0:38.34 [3] (0:12.53)	0:25.81 [5] (0:12.78)	0:13.03 [7] (0:13.03)	5.3L	0:38.34	-8
9	4	ALLDABURGERS Nathan Fazackerley	4	65.8 1000m	0:08.01 Overall	1:09.43 [9] (0:08.01)	1:01.42 [3] (0:11.52)	0:49.90 [6] (0:12.11)	0:37.79 [8] (0:12.16)	0:25.63 [7] (0:12.55)	0:13.08 [8] (0:13.08)	5.8L	0:37.79	+6
10	13	DON'TLEAVEMENOW Olivia Webb	13	63.8 800m	0:08.34 Overall	1:09.88 [10] (0:08.34)	1:01.54 [8] (0:11.58)	0:49.96 [10] (0:11.86)	0:38.10 [10] (0:12.37)	0:25.73 [10] (0:12.56)	0:13.17 [10] (0:13.17)	8.3L	0:38.10	-6

Scratched: She Ain't Sweet (#11)

[] Ranking at each section and finish
 -:-:- No data available at this section
 NA No data available

SCN Saddle cloth number
 DNF Did not finish
 DNT Did not track



Toowoomba QLD Professional

Race 2: MAIDAH GROUP QTIS Two-Year-Old Maiden Handicap - 1100m

23 March 2024 - 17:56



Track Rating: Good 4, Weather: Showery, Rail Position: +2m Entire

Section		Overall	1000m	800m	600m	400m	200m	Last 600m					
Field Times		1:08.23 (0:07.77)	1:00.46 (0:11.22)	0:49.24 (0:11.75)	0:37.49 (0:12.36)	0:25.13 (0:12.57)	0:12.56 (0:12.56)	0:37.49					
Rank	TAB Horse/Jockey	Barrier	Top Speed [km/h]	Fastest Section	Margin							Distance Travelled [m]	
11	12 DREAMDROP Marnu Potgieter	12	65.8 800m	0:08.43 Overall	1:09.89 [11] (0:08.43)	1:01.46 [9] (0:11.41)	0:50.05 [8] (0:11.78)	0:38.27 [7] (0:12.43)	0:25.84 [9] (0:12.72)	0:13.12 [11] (0:13.12)	8.4L	0:38.27	+6
12	5 BAGMAN Adin Thompson	5	62.2 800m	0:08.85 Overall	1:10.65 [12] (0:08.85)	1:01.80 [12] (0:12.09)	0:49.71 [12] (0:11.95)	0:37.76 [12] (0:12.31)	0:25.45 [12] (0:12.33)	0:13.12 [12] (0:13.12)	12.7L	0:37.76	+0

Scratched: She Ain't Sweet (#11)

[] Ranking at each section and finish
 -:-:-:- No data available at this section
 NA No data available

SCN Saddle cloth number
 DNF Did not finish
 DNT Did not track



Horse/Jockey Name	Rocky Rich
Final Rank	1
Fastest Section Time (Section)	0:08.11 (Overall)
Top Speed [km/h] (Section)	66.5 (1000m)
Race State	Finished



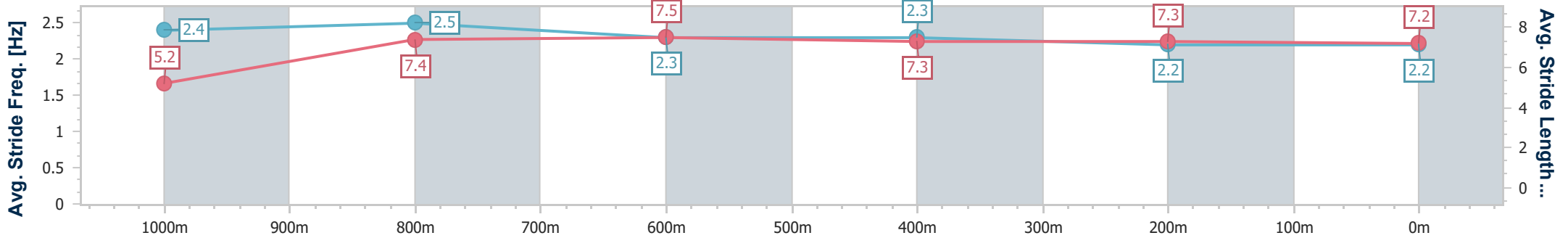
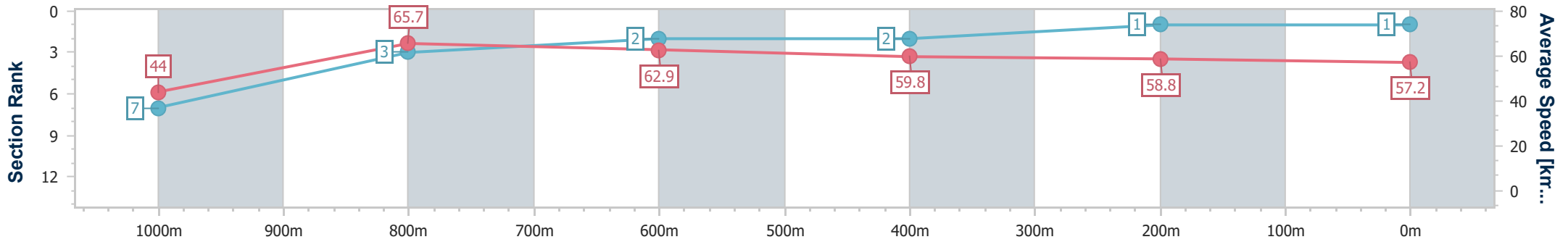
Toowoomba QLD Professional
Race 2: MAIDAH GROUP QTIS Two-Year-Old Maiden Handicap
- 1100m



23 March 2024 - 17:56

Track Rating: Good 4, Weather: Showery, Rail Position: +2m Entire

Section	Overall	1000m	800m	600m	400m	200m
Section Times	1:08.23 [1] (0:08.11)	1:00.12 [7] (0:11.16)	0:48.96 [3] (0:11.65)	0:37.31 [2] (0:12.31)	0:25.00 [2] (0:12.44)	0:12.56 [1] (0:12.56)
Average Speed [km/h]	44.0	65.7	62.9	59.8	58.8	57.2
Top Speed [km/h]	63.5	66.5	64.2	61.6	60.6	58.6
Avg. Dist. to Rail [m]	5.7	4.8	4.3	4.7	4.5	4.3
Avg. Stride Freq. [Hz]	2.4	2.5	2.3	2.3	2.2	2.2
Avg. Stride Length [m]	5.2	7.4	7.5	7.3	7.3	7.2



- [] Ranking at each section and finish
- .-.- No data available at this section
- NA No data available



Horse/Jockey Name	Good Girl Polly
Final Rank	2
Fastest Section Time (Section)	0:07.94 (Overall)
Top Speed [km/h] (Section)	64.9 (1000m)
Race State	Finished



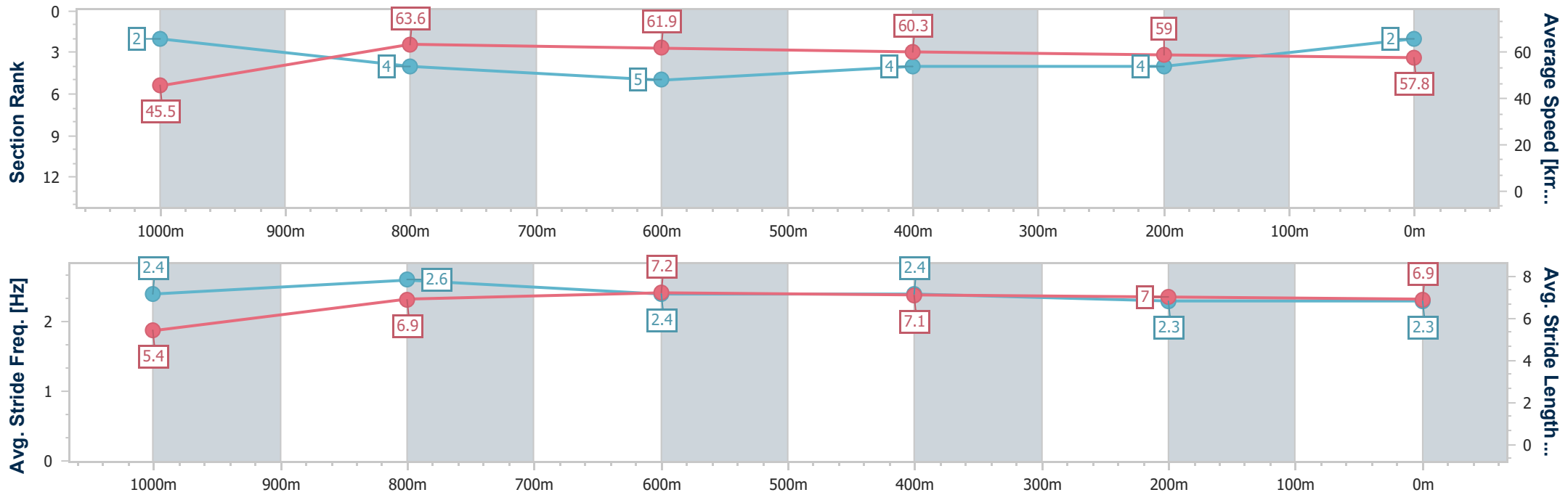
Toowoomba QLD Professional
Race 2: MAIDAH GROUP QTIS Two-Year-Old Maiden Handicap
- 1100m



23 March 2024 - 17:56

Track Rating: Good 4, Weather: Showery, Rail Position: +2m Entire

Section	Overall	1000m	800m	600m	400m	200m
Section Times	1:08.26 [2] (0:07.94)	1:00.32 [2] (0:11.48)	0:48.84 [4] (0:11.84)	0:37.00 [5] (0:12.23)	0:24.77 [4] (0:12.28)	0:12.49 [4] (0:12.49)
Average Speed [km/h]	45.5	63.6	61.9	60.3	59.0	57.8
Top Speed [km/h]	63.6	64.9	64.4	62.1	60.3	58.7
Avg. Dist. to Rail [m]	4.7	4.9	4.6	4.1	2.6	2.0
Avg. Stride Freq. [Hz]	2.4	2.6	2.4	2.4	2.3	2.3
Avg. Stride Length [m]	5.4	6.9	7.2	7.1	7.0	6.9



- [] Ranking at each section and finish
- .-.- No data available at this section
- NA No data available



Horse/Jockey Name	Foolsay
Final Rank	3
Fastest Section Time (Section)	0:08.61 (Overall)
Top Speed [km/h] (Section)	66.1 (1000m)
Race State	Finished



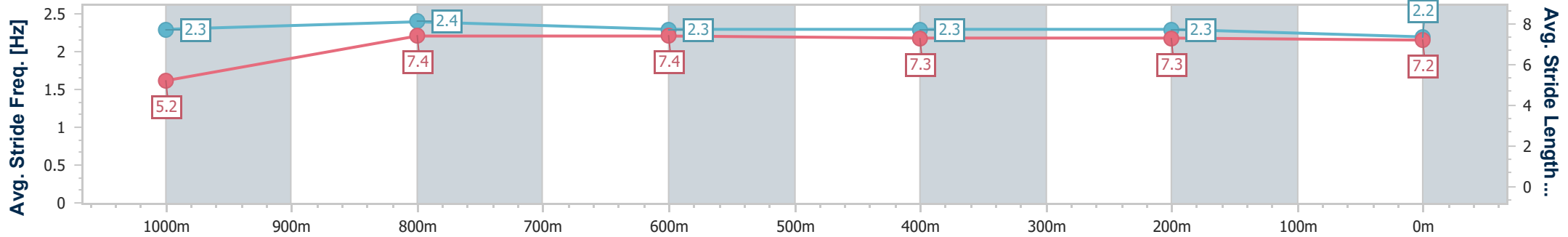
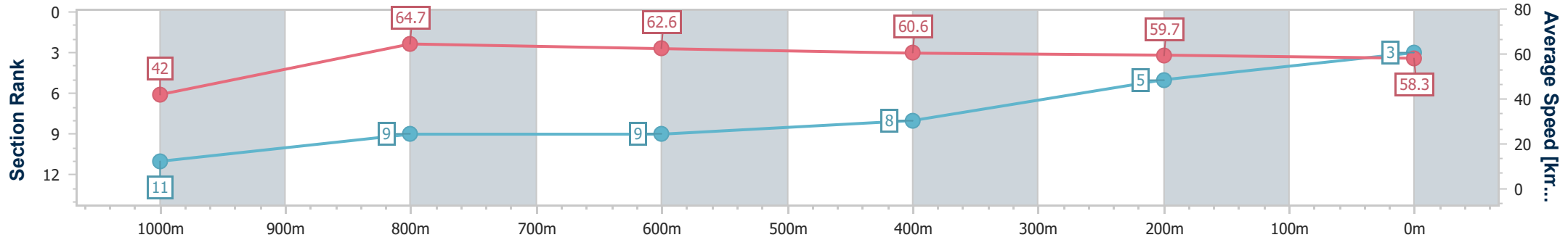
Toowoomba QLD Professional
Race 2: MAIDAH GROUP QTIS Two-Year-Old Maiden Handicap
- 1100m



23 March 2024 - 17:56

Track Rating: Good 4, Weather: Showery, Rail Position: +2m Entire

Section	Overall	1000m	800m	600m	400m	200m
Section Times	1:08.49 [3] (0:08.61)	0:59.88 [11] (0:11.28)	0:48.60 [9] (0:11.83)	0:36.77 [9] (0:12.22)	0:24.55 [8] (0:12.22)	0:12.33 [5] (0:12.33)
Average Speed [km/h]	42.0	64.7	62.6	60.6	59.7	58.3
Top Speed [km/h]	60.4	66.1	65.8	62.2	60.6	59.6
Avg. Dist. to Rail [m]	12.3	5.5	6.0	5.8	4.2	4.7
Avg. Stride Freq. [Hz]	2.3	2.4	2.3	2.3	2.3	2.2
Avg. Stride Length [m]	5.2	7.4	7.4	7.3	7.3	7.2



- [] Ranking at each section and finish
- .-.- No data available at this section
- NA No data available



Horse/Jockey Name	Propose
Final Rank	4
Fastest Section Time (Section)	0:08.55 (Overall)
Top Speed [km/h] (Section)	64.8 (1000m)
Race State	Finished



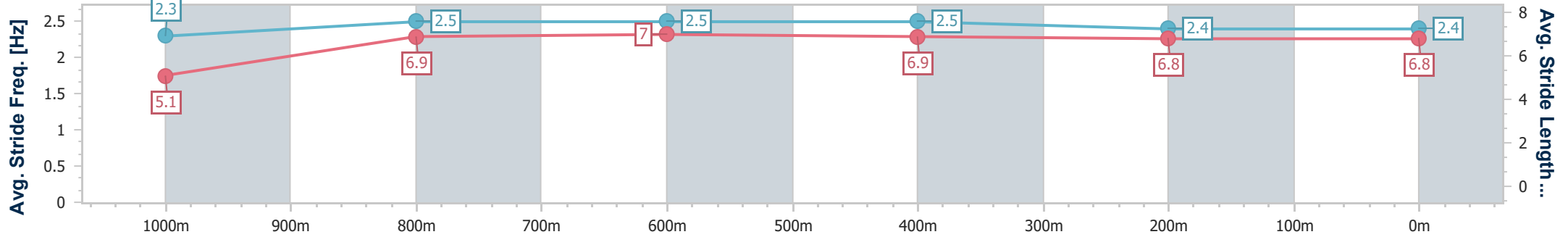
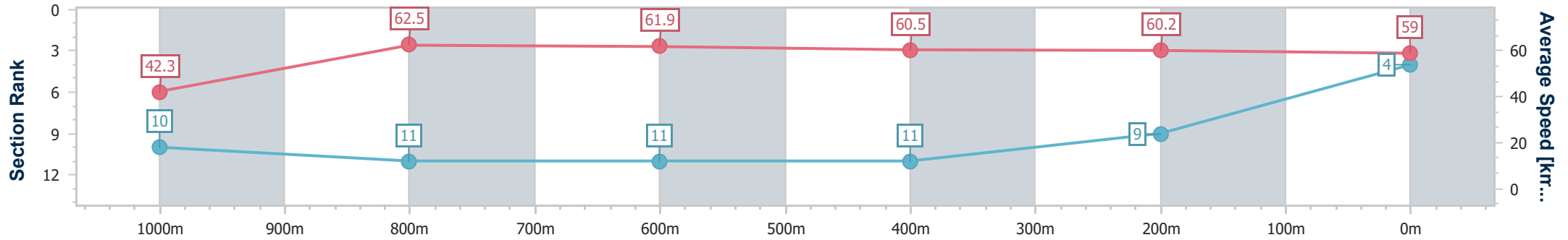
Toowoomba QLD Professional
Race 2: MAIDAH GROUP QTIS Two-Year-Old Maiden Handicap
- 1100m



23 March 2024 - 17:56

Track Rating: Good 4, Weather: Showery, Rail Position: +2m Entire

Section	Overall	1000m	800m	600m	400m	200m
Section Times	1:08.66 [4] (0:08.55)	1:00.11 [10] (0:11.60)	0:48.51 [11] (0:11.83)	0:36.68 [11] (0:12.30)	0:24.38 [11] (0:12.15)	0:12.23 [9] (0:12.23)
Average Speed [km/h]	42.3	62.5	61.9	60.5	60.2	59.0
Top Speed [km/h]	59.5	64.8	64.3	61.5	61.1	60.0
Avg. Dist. to Rail [m]	7.6	3.3	5.2	6.8	4.5	7.5
Avg. Stride Freq. [Hz]	2.3	2.5	2.5	2.5	2.4	2.4
Avg. Stride Length [m]	5.1	6.9	7.0	6.9	6.8	6.8



- [] Ranking at each section and finish
- .-.- No data available at this section
- NA No data available



Horse/Jockey Name	Ava's Gypsy
Final Rank	5
Fastest Section Time (Section)	0:08.06 (Overall)
Top Speed [km/h] (Section)	65.7 (1000m)
Race State	Finished



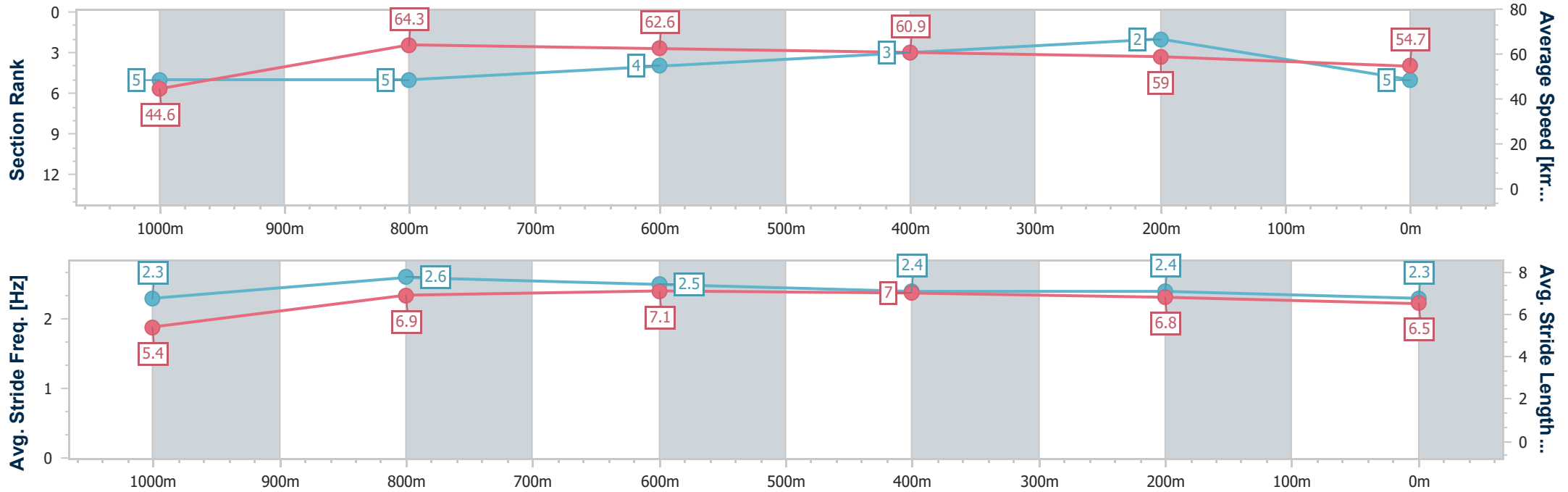
Toowoomba QLD Professional
Race 2: MAIDAH GROUP QTIS Two-Year-Old Maiden Handicap
- 1100m



23 March 2024 - 17:56

Track Rating: Good 4, Weather: Showery, Rail Position: +2m Entire

Section	Overall	1000m	800m	600m	400m	200m
Section Times	1:08.86 [5] (0:08.06)	1:00.80 [5] (0:11.40)	0:49.40 [5] (0:11.71)	0:37.69 [4] (0:12.15)	0:25.54 [3] (0:12.40)	0:13.14 [2] (0:13.14)
Average Speed [km/h]	44.6	64.3	62.6	60.9	59.0	54.7
Top Speed [km/h]	63.0	65.7	64.1	61.9	60.5	58.4
Avg. Dist. to Rail [m]	9.1	6.7	4.7	4.8	4.9	3.9
Avg. Stride Freq. [Hz]	2.3	2.6	2.5	2.4	2.4	2.3
Avg. Stride Length [m]	5.4	6.9	7.1	7.0	6.8	6.5



- [] Ranking at each section and finish
- .-.- No data available at this section
- NA No data available



Horse/Jockey Name	He's A Weapon
Final Rank	6
Fastest Section Time (Section)	0:08.07 (Overall)
Top Speed [km/h] (Section)	64.2 (1000m)
Race State	Finished



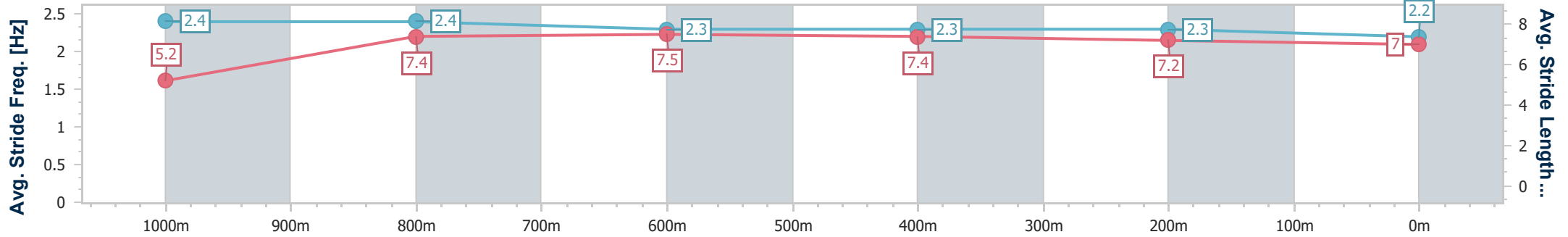
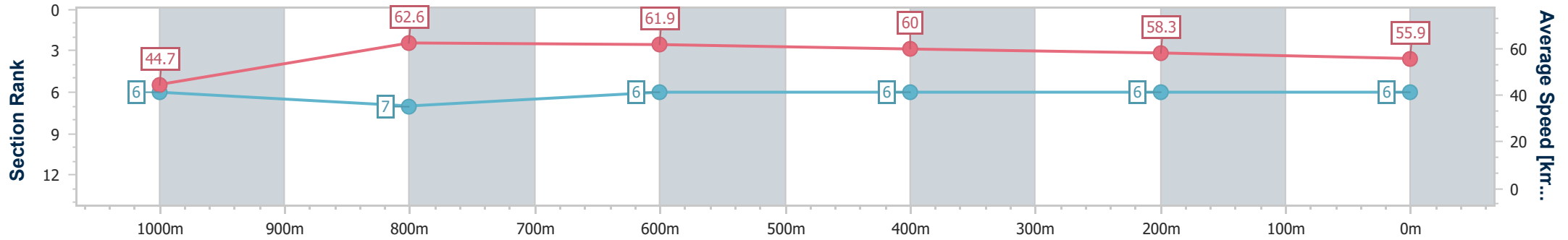
Toowoomba QLD Professional
Race 2: MAIDAH GROUP QTIS Two-Year-Old Maiden Handicap
- 1100m



23 March 2024 - 17:56

Track Rating: Good 4, Weather: Showery, Rail Position: +2m Entire

Section	Overall	1000m	800m	600m	400m	200m
Section Times	1:09.07 [6] (0:08.07)	1:01.00 [6] (0:11.60)	0:49.40 [7] (0:11.72)	0:37.68 [6] (0:12.29)	0:25.39 [6] (0:12.52)	0:12.87 [6] (0:12.87)
Average Speed [km/h]	44.7	62.6	61.9	60.0	58.3	55.9
Top Speed [km/h]	60.5	64.2	63.9	61.1	59.5	57.3
Avg. Dist. to Rail [m]	9.0	4.2	3.0	4.5	4.6	7.7
Avg. Stride Freq. [Hz]	2.4	2.4	2.3	2.3	2.3	2.2
Avg. Stride Length [m]	5.2	7.4	7.5	7.4	7.2	7.0



- [] Ranking at each section and finish
- .-.- No data available at this section
- NA No data available



Horse/Jockey Name	Blue Eye Dame
Final Rank	7
Fastest Section Time (Section)	0:07.77 (Overall)
Top Speed [km/h] (Section)	66.6 (1000m)
Race State	Finished



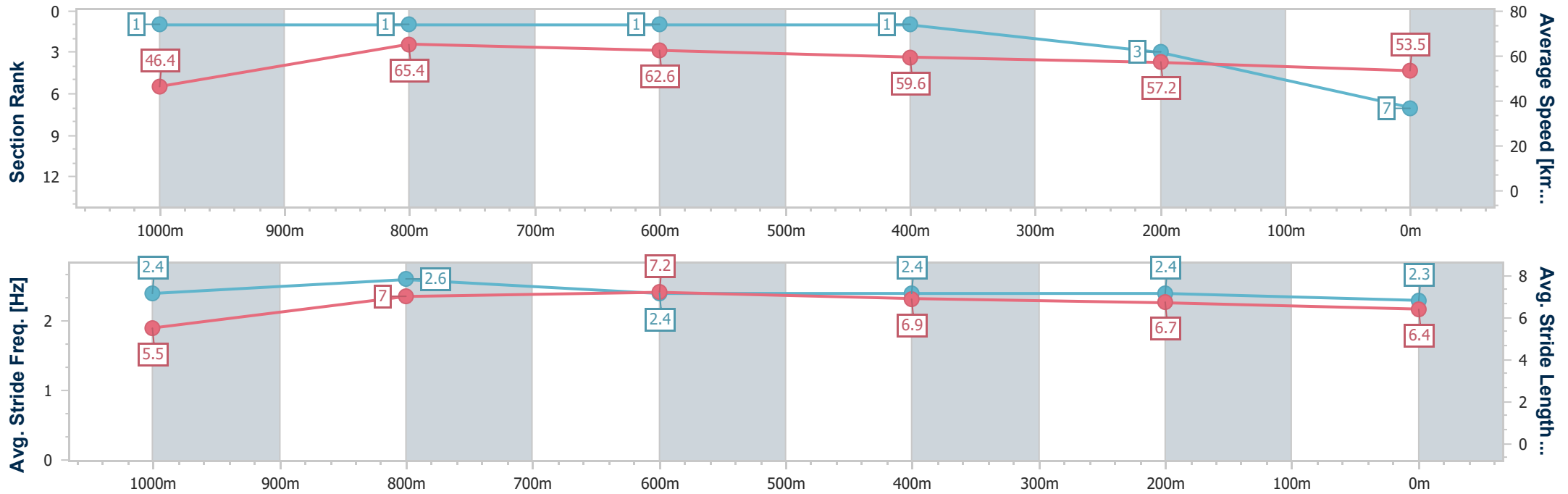
Toowoomba QLD Professional
Race 2: MAIDAH GROUP QTIS Two-Year-Old Maiden Handicap
- 1100m



23 March 2024 - 17:56

Track Rating: Good 4, Weather: Showery, Rail Position: +2m Entire

Section	Overall	1000m	800m	600m	400m	200m
Section Times	1:09.20 [7] (0:07.77)	1:01.43 [1] (0:11.22)	0:50.21 [1] (0:11.75)	0:38.46 [1] (0:12.36)	0:26.10 [1] (0:12.67)	0:13.43 [3] (0:13.43)
Average Speed [km/h]	46.4	65.4	62.6	59.6	57.2	53.5
Top Speed [km/h]	63.2	66.6	65.5	61.3	58.7	55.1
Avg. Dist. to Rail [m]	9.3	7.0	5.5	4.0	2.4	1.6
Avg. Stride Freq. [Hz]	2.4	2.6	2.4	2.4	2.4	2.3
Avg. Stride Length [m]	5.5	7.0	7.2	6.9	6.7	6.4



- [] Ranking at each section and finish
- .-.- No data available at this section
- NA No data available



Horse/Jockey Name	Scottville Scooter
Final Rank	8
Fastest Section Time (Section)	0:08.01 (Overall)
Top Speed [km/h] (Section)	66.7 (1000m)
Race State	Finished



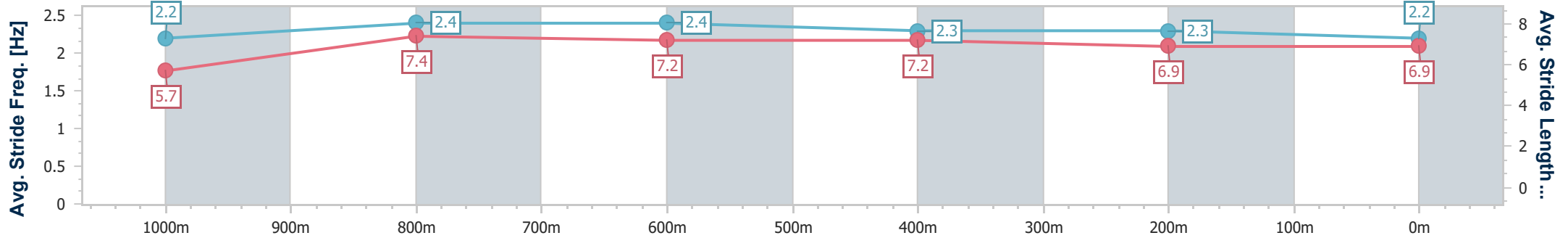
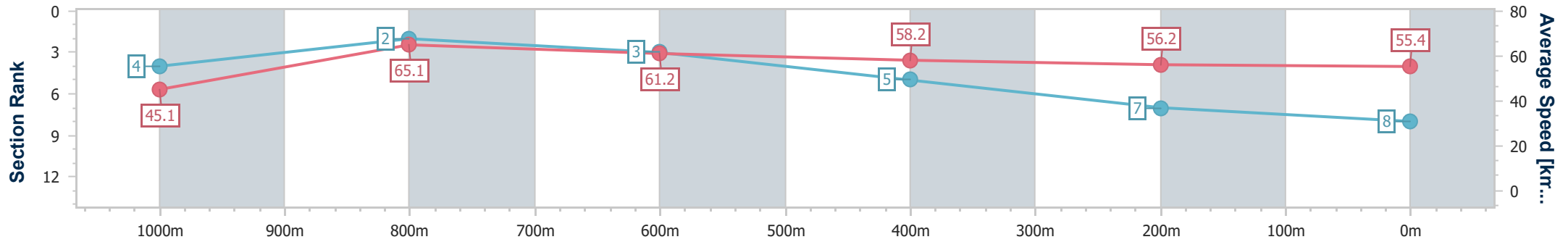
Toowoomba QLD Professional
Race 2: MAIDAH GROUP QTIS Two-Year-Old Maiden Handicap
- 1100m



23 March 2024 - 17:56

Track Rating: Good 4, Weather: Showery, Rail Position: +2m Entire

Section	Overall	1000m	800m	600m	400m	200m
Section Times	1:09.32 [8] (0:08.01)	1:01.31 [4] (0:11.08)	0:50.23 [2] (0:11.89)	0:38.34 [3] (0:12.53)	0:25.81 [5] (0:12.78)	0:13.03 [7] (0:13.03)
Average Speed [km/h]	45.1	65.1	61.2	58.2	56.2	55.4
Top Speed [km/h]	65.3	66.7	63.8	61.1	58.0	56.4
Avg. Dist. to Rail [m]	4.6	2.3	2.7	2.3	0.7	3.1
Avg. Stride Freq. [Hz]	2.2	2.4	2.4	2.3	2.3	2.2
Avg. Stride Length [m]	5.7	7.4	7.2	7.2	6.9	6.9



- [] Ranking at each section and finish
- .-.- No data available at this section
- NA No data available



Horse/Jockey Name	Allدابurgers
Final Rank	9
Fastest Section Time (Section)	0:08.01 (Overall)
Top Speed [km/h] (Section)	65.8 (1000m)
Race State	Finished



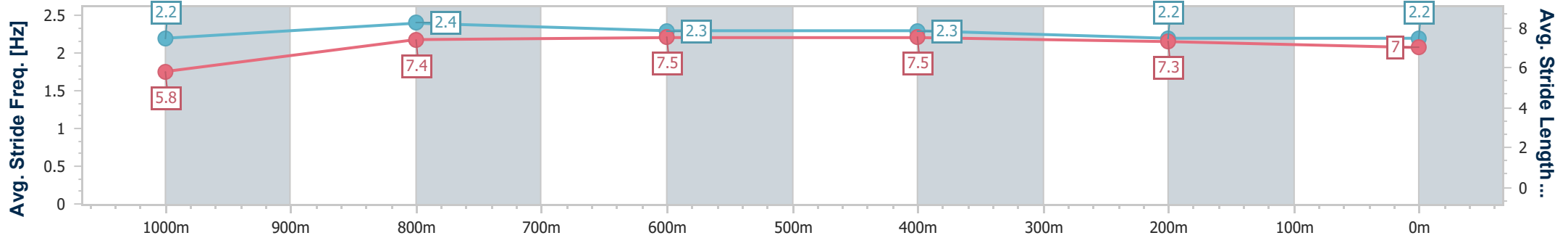
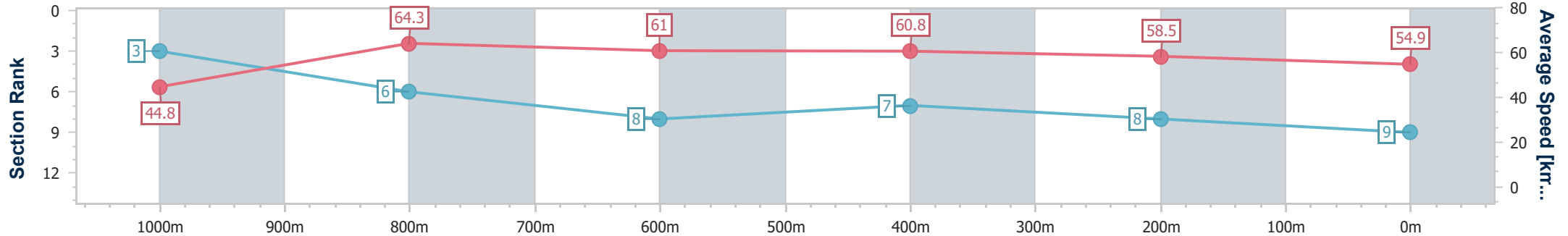
Toowoomba QLD Professional
Race 2: MAIDAH GROUP QTIS Two-Year-Old Maiden Handicap
- 1100m



23 March 2024 - 17:56

Track Rating: Good 4, Weather: Showery, Rail Position: +2m Entire

Section	Overall	1000m	800m	600m	400m	200m
Section Times	1:09.43 [9] (0:08.01)	1:01.42 [3] (0:11.52)	0:49.90 [6] (0:12.11)	0:37.79 [8] (0:12.16)	0:25.63 [7] (0:12.55)	0:13.08 [8] (0:13.08)
Average Speed [km/h]	44.8	64.3	61.0	60.8	58.5	54.9
Top Speed [km/h]	63.2	65.8	62.3	62.8	59.7	57.6
Avg. Dist. to Rail [m]	11.7	8.5	6.4	5.4	5.7	6.7
Avg. Stride Freq. [Hz]	2.2	2.4	2.3	2.3	2.2	2.2
Avg. Stride Length [m]	5.8	7.4	7.5	7.5	7.3	7.0



- [] Ranking at each section and finish
- .-.- No data available at this section
- NA No data available



Horse/Jockey Name	Don'tleavemenow
Final Rank	10
Fastest Section Time (Section)	0:08.34 (Overall)
Top Speed [km/h] (Section)	63.8 (800m)
Race State	Finished



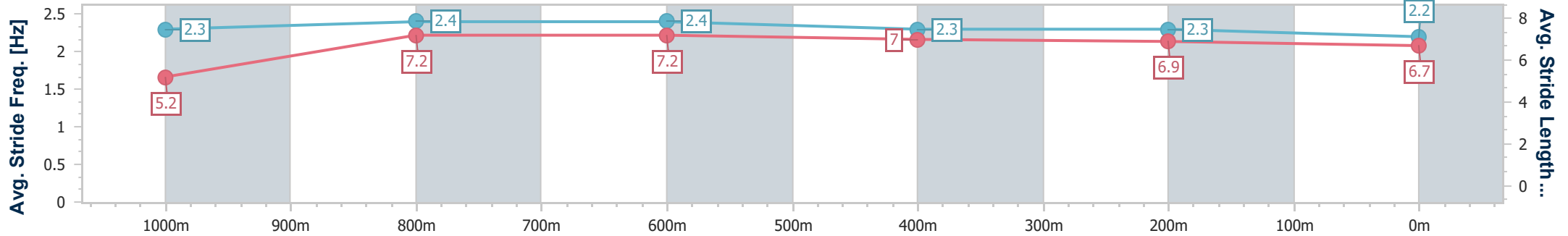
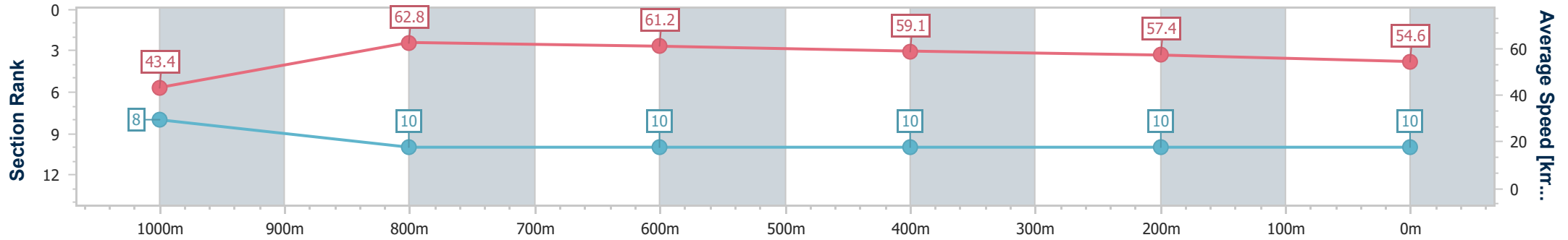
Toowoomba QLD Professional
Race 2: MAIDAH GROUP QTIS Two-Year-Old Maiden Handicap
- 1100m



23 March 2024 - 17:56

Track Rating: Good 4, Weather: Showery, Rail Position: +2m Entire

Section	Overall	1000m	800m	600m	400m	200m
Section Times	1:09.88 [10] (0:08.34)	1:01.54 [8] (0:11.58)	0:49.96 [10] (0:11.86)	0:38.10 [10] (0:12.37)	0:25.73 [10] (0:12.56)	0:13.17 [10] (0:13.17)
Average Speed [km/h]	43.4	62.8	61.2	59.1	57.4	54.6
Top Speed [km/h]	60.0	63.8	63.8	60.3	58.3	57.6
Avg. Dist. to Rail [m]	12.2	4.3	3.2	2.4	0.8	0.6
Avg. Stride Freq. [Hz]	2.3	2.4	2.4	2.3	2.3	2.2
Avg. Stride Length [m]	5.2	7.2	7.2	7.0	6.9	6.7



- [] Ranking at each section and finish
- .-.- No data available at this section
- NA No data available



Horse/Jockey Name	Dreamdrop
Final Rank	11
Fastest Section Time (Section)	0:08.43 (Overall)
Top Speed [km/h] (Section)	65.8 (800m)
Race State	Finished



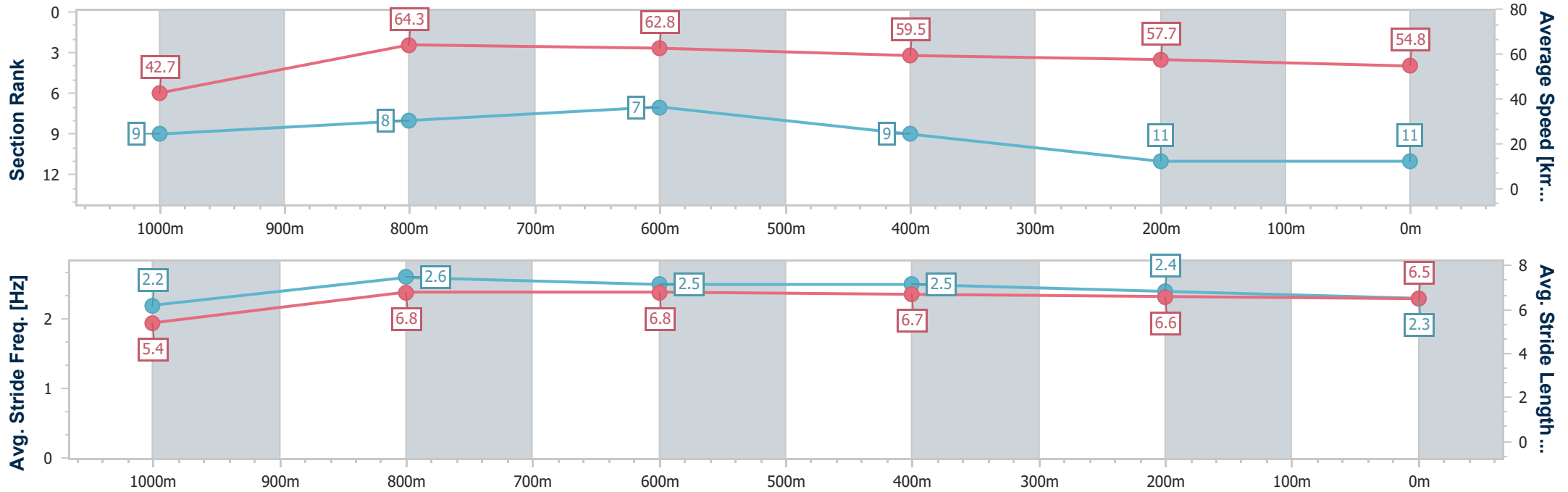
Toowoomba QLD Professional
Race 2: MAIDAH GROUP QTIS Two-Year-Old Maiden Handicap
- 1100m



23 March 2024 - 17:56

Track Rating: Good 4, Weather: Showery, Rail Position: +2m Entire

Section	Overall	1000m	800m	600m	400m	200m
Section Times	1:09.89 [11] (0:08.43)	1:01.46 [9] (0:11.41)	0:50.05 [8] (0:11.78)	0:38.27 [7] (0:12.43)	0:25.84 [9] (0:12.72)	0:13.12 [11] (0:13.12)
Average Speed [km/h]	42.7	64.3	62.8	59.5	57.7	54.8
Top Speed [km/h]	61.1	65.6	65.8	62.1	59.1	56.2
Avg. Dist. to Rail [m]	14.2	7.4	6.9	6.0	4.7	4.5
Avg. Stride Freq. [Hz]	2.2	2.6	2.5	2.5	2.4	2.3
Avg. Stride Length [m]	5.4	6.8	6.8	6.7	6.6	6.5



- [] Ranking at each section and finish
- .-.- No data available at this section
- NA No data available



Horse/Jockey Name	Bagman
Final Rank	12
Fastest Section Time (Section)	0:08.85 (Overall)
Top Speed [km/h] (Section)	62.2 (800m)
Race State	Finished



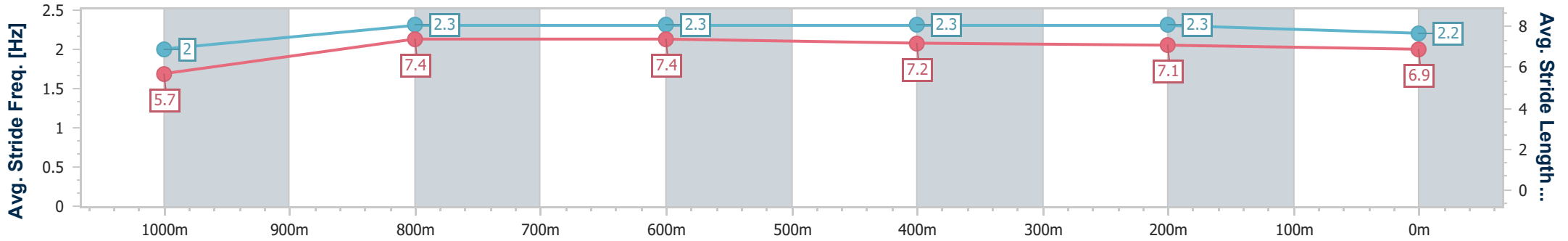
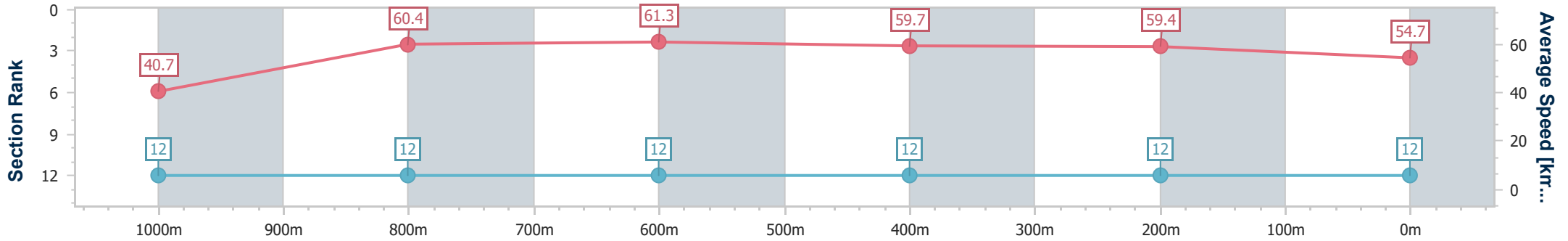
Toowoomba QLD Professional
Race 2: MAIDAH GROUP QTIS Two-Year-Old Maiden Handicap
- 1100m



23 March 2024 - 17:56

Track Rating: Good 4, Weather: Showery, Rail Position: +2m Entire

Section	Overall	1000m	800m	600m	400m	200m
Section Times	1:10.65 [12] (0:08.85)	1:01.80 [12] (0:12.09)	0:49.71 [12] (0:11.95)	0:37.76 [12] (0:12.31)	0:25.45 [12] (0:12.33)	0:13.12 [12] (0:13.12)
Average Speed [km/h]	40.7	60.4	61.3	59.7	59.4	54.7
Top Speed [km/h]	58.9	61.4	62.2	61.2	60.2	59.1
Avg. Dist. to Rail [m]	12.5	5.7	4.2	4.4	4.8	6.5
Avg. Stride Freq. [Hz]	2.0	2.3	2.3	2.3	2.3	2.2
Avg. Stride Length [m]	5.7	7.4	7.4	7.2	7.1	6.9



- [] Ranking at each section and finish
- .-.- No data available at this section
- NA No data available