



Sunshine Coast Poly Track QLD Professional

Race 1: Coastal Style Constructions Maiden Plate - 1400m

24 March 2024 - 12:45



Track Rating: Synthetic, Weather: Overcast, Rail Position: True

Section		Overall	1200m	1000m	800m	600m	400m	Last 600m				
Field Times		1:24.79 (0:13.48)	1:11.31 (0:11.25)	1:00.06 (0:11.81)	0:48.25 (0:12.30)	0:35.95 (0:12.06)	0:23.89 (0:11.94)	0:35.95				
Rank	TAB Horse/Jockey	Barrier	Top Speed [km/h]	Fastest Section	Distance Travelled [m]							
1	5 TEMPER THE STORM Cody Collis	5	67.0 Overall	0:11.43 1200m	1:24.79 [1] (0:13.61)	1:11.18 [2] (0:11.43)	0:59.75 [4] (0:11.75)	0:48.00 [3] (0:12.33)	0:35.67 [3] (0:12.00)	0:23.67 [3] (0:11.72)	0:35.67	
2	11 FORBIDDEN APPLE Robbie Dolan	11	66.6 1200m	0:11.05 1200m	1:24.79 [2] (0:14.29)	1:10.50 [7] (0:11.05)	0:59.45 [7] (0:11.69)	0:47.76 [7] (0:12.27)	0:35.49 [7] (0:12.02)	0:23.47 [5] (0:11.59)	0:35.49 +0	
3	3 CHERBOURG Jim Byrne	3	65.2 1200m	0:11.33 1200m	1:25.28 [3] (0:13.76)	1:11.52 [5] (0:11.33)	1:00.19 [5] (0:11.76)	0:48.43 [4] (0:12.37)	0:36.06 [5] (0:11.95)	0:24.11 [4] (0:12.06)	0:36.06 -5	
4	8 LITTLE CHARMER Cejay Graham	8	67.0 Overall	0:11.07 1200m	1:25.79 [4] (0:13.70)	1:12.09 [4] (0:11.07)	1:01.02 [2] (0:11.84)	0:49.18 [2] (0:12.39)	0:36.79 [2] (0:12.03)	0:24.76 [2] (0:12.05)	0:36.79 -3	
5	6 THE MERCHANT Minonette Kennedy	6	65.9 Overall	0:11.25 1200m	1:26.22 [5] (0:13.48)	1:12.74 [1] (0:11.25)	1:01.49 [1] (0:11.81)	0:49.68 [1] (0:12.30)	0:37.38 [1] (0:12.06)	0:25.32 [1] (0:12.22)	0:37.38 -6	
6	10 CALL ME CRAZY Samantha Collett	10	66.2 Overall	0:11.32 1200m	1:26.63 [6] (0:13.69)	1:12.94 [3] (0:11.32)	1:01.62 [3] (0:11.95)	0:49.67 [6] (0:12.32)	0:37.35 [6] (0:12.50)	0:24.85 [7] (0:12.25)	0:37.35 -7	
7	1 LICENCE TO THRILL Nozi Tomizawa	1	63.9 1200m	0:11.46 1200m	1:27.00 [7] (0:14.39)	1:12.61 [8] (0:11.46)	1:01.15 [8] (0:11.62)	0:49.53 [8] (0:12.21)	0:37.32 [8] (0:12.32)	0:25.00 [8] (0:12.10)	0:37.32 -1	
8	4 STPETERSCATHEDRAL Justin Stanley	4	67.1 1200m	0:11.10 1200m	1:27.66 [8] (0:14.06)	1:13.60 [6] (0:11.10)	1:02.50 [6] (0:11.70)	0:50.80 [5] (0:12.35)	0:38.45 [4] (0:12.34)	0:26.11 [6] (0:12.54)	0:38.45 +4	

Scratched: Ballroom Blitz (#9), Windani (#2), Benfica Lass (#7)

[] Ranking at each section and finish
 -:-:- No data available at this section
 NA No data available

SCN Saddle cloth number
 DNF Did not finish
 DNT Did not track



Sunshine Coast Poly Track QLD Professional

Race 1: Coastal Style Constructions Maiden Plate - 1400m

24 March 2024 - 12:45



Track Rating: Synthetic, Weather: Overcast, Rail Position: True

Section				200m				Last 600m	
Field Times				0:11.95 (0:11.95)				0:35.95	
Rank	TAB	Horse/Jockey	Barrier	Top Speed [km/h]	Fastest Section	Margin			Distance Travelled [m]
1	5	TEMPER THE STORM Cody Collis	5	67.0 Overall	0:11.43 1200m	0:11.95 [1] (0:11.95)	1:24.79		0:35.67
2	11	FORBIDDEN APPLE Robbie Dolan	11	66.6 1200m	0:11.05 1200m	0:11.88 [2] (0:11.88)	0.1L		0:35.49 +0
3	3	CHERBOURG Jim Byrne	3	65.2 1200m	0:11.33 1200m	0:12.05 [5] (0:12.05)	2.9L		0:36.06 -5
4	8	LITTLE CHARMER Cejay Graham	8	67.0 Overall	0:11.07 1200m	0:12.71 [3] (0:12.71)	5.7L		0:36.79 -3
5	6	THE MERCHANT Minonette Kennedy	6	65.9 Overall	0:11.25 1200m	0:13.10 [4] (0:13.10)	8L		0:37.38 -6
6	10	CALL ME CRAZY Samantha Collett	10	66.2 Overall	0:11.32 1200m	0:12.60 [6] (0:12.60)	10.3L		0:37.35 -7
7	1	LICENCE TO THRILL Nozi Tomizawa	1	63.9 1200m	0:11.46 1200m	0:12.90 [8] (0:12.90)	12.3L		0:37.32 -1
8	4	STPETERSCATHEDRAL Justin Stanley	4	67.1 1200m	0:11.10 1200m	0:13.57 [7] (0:13.57)	16.1L		0:38.45 +4

Scratched: Ballroom Blitz (#9), Windani (#2), Benfica Lass (#7)

[] Ranking at each section and finish
 -:-:- No data available at this section
 NA No data available

SCN Saddle cloth number
 DNF Did not finish
 DNT Did not track



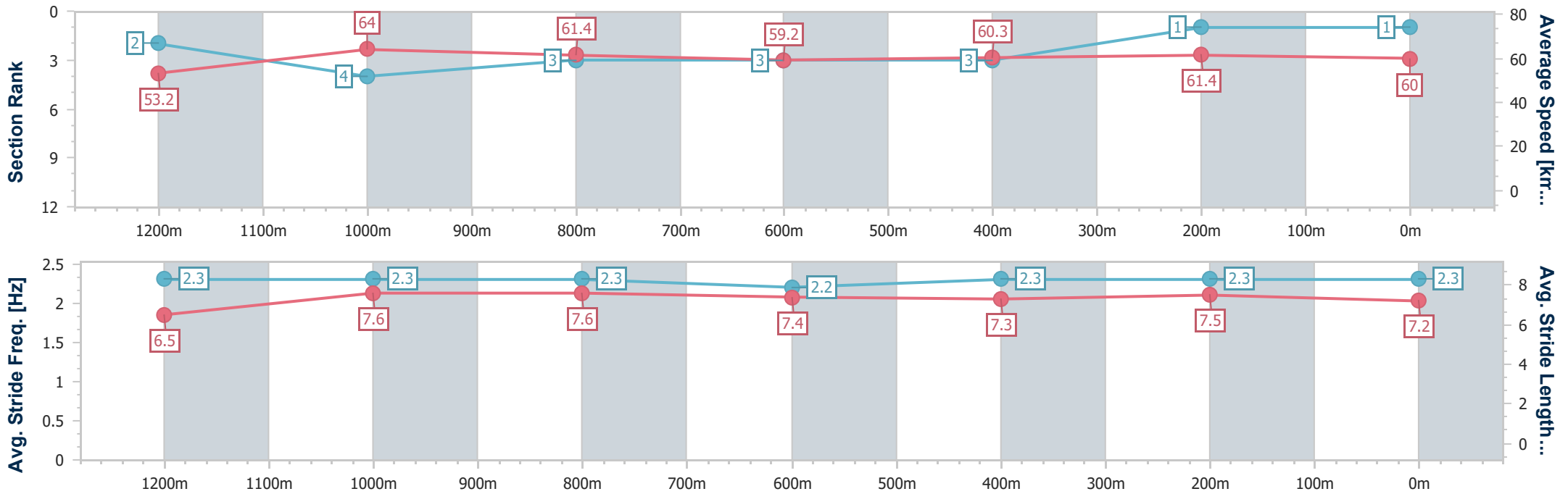
Horse/Jockey Name	Temper The Storm
Final Rank	1
Fastest Section Time (Section)	0:11.43 (1200m)
Top Speed [km/h] (Section)	67.0 (Overall)
Race State	Finished



Sunshine Coast Poly Track QLD Professional
 Race 1: Coastal Style Constructions Maiden Plate - 1400m
 24 March 2024 - 12:45
 Track Rating: Synthetic, Weather: Overcast, Rail Position: True



Section	Overall	1200m	1000m	800m	600m	400m	200m
Section Times	1:24.79 [1] (0:13.61)	1:11.18 [2] (0:11.43)	0:59.75 [4] (0:11.75)	0:48.00 [3] (0:12.33)	0:35.67 [3] (0:12.00)	0:23.67 [3] (0:11.72)	0:11.95 [1] (0:11.95)
Average Speed [km/h]	53.2	64.0	61.4	59.2	60.3	61.4	60.0
Top Speed [km/h]	67.0	66.9	63.7	60.0	61.5	61.8	61.2
Avg. Dist. to Rail [m]	5.8	5.0	3.9	2.4	0.7	0.9	2.8
Avg. Stride Freq. [Hz]	2.3	2.3	2.3	2.2	2.3	2.3	2.3
Avg. Stride Length [m]	6.5	7.6	7.6	7.4	7.3	7.5	7.2



- [] Ranking at each section and finish
- .-.- No data available at this section
- NA No data available



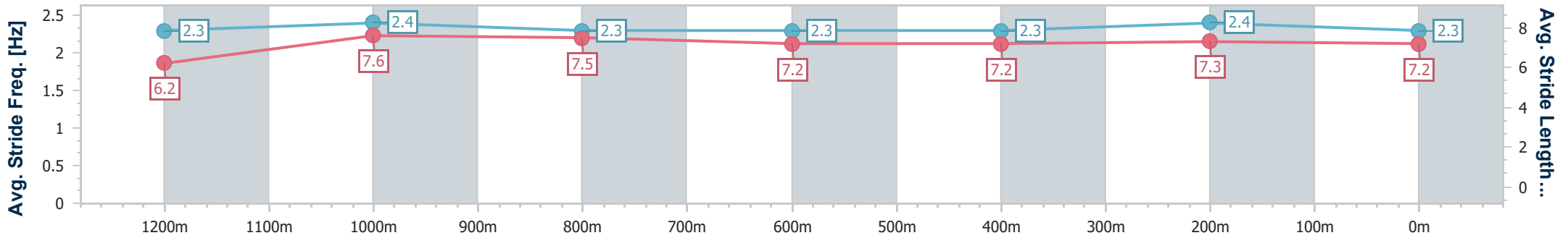
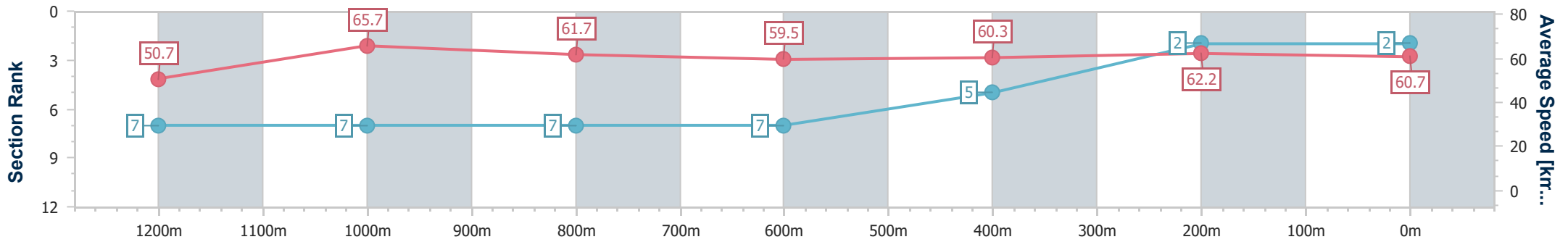
Horse/Jockey Name	Forbidden Apple
Final Rank	2
Fastest Section Time (Section)	0:11.05 (1200m)
Top Speed [km/h] (Section)	66.6 (1200m)
Race State	Finished



Sunshine Coast Poly Track QLD Professional
 Race 1: Coastal Style Constructions Maiden Plate - 1400m
 24 March 2024 - 12:45
 Track Rating: Synthetic, Weather: Overcast, Rail Position: True



Section	Overall	1200m	1000m	800m	600m	400m	200m
Section Times	1:24.79 [2] (0:14.29)	1:10.50 [7] (0:11.05)	0:59.45 [7] (0:11.69)	0:47.76 [7] (0:12.27)	0:35.49 [7] (0:12.02)	0:23.47 [5] (0:11.59)	0:11.88 [2] (0:11.88)
Average Speed [km/h]	50.7	65.7	61.7	59.5	60.3	62.2	60.7
Top Speed [km/h]	66.3	66.6	63.1	60.1	61.6	62.8	61.5
Avg. Dist. to Rail [m]	7.6	3.5	3.9	2.2	1.2	1.7	4.1
Avg. Stride Freq. [Hz]	2.3	2.4	2.3	2.3	2.3	2.4	2.3
Avg. Stride Length [m]	6.2	7.6	7.5	7.2	7.2	7.3	7.2



- [] Ranking at each section and finish
- .-.- No data available at this section
- NA No data available



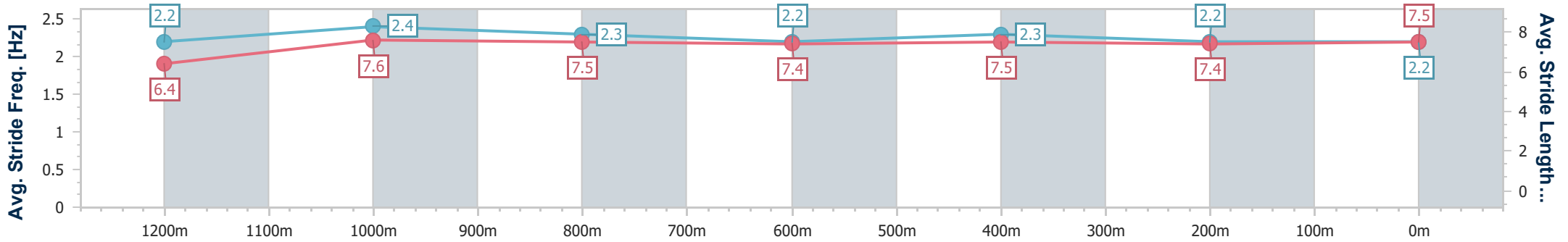
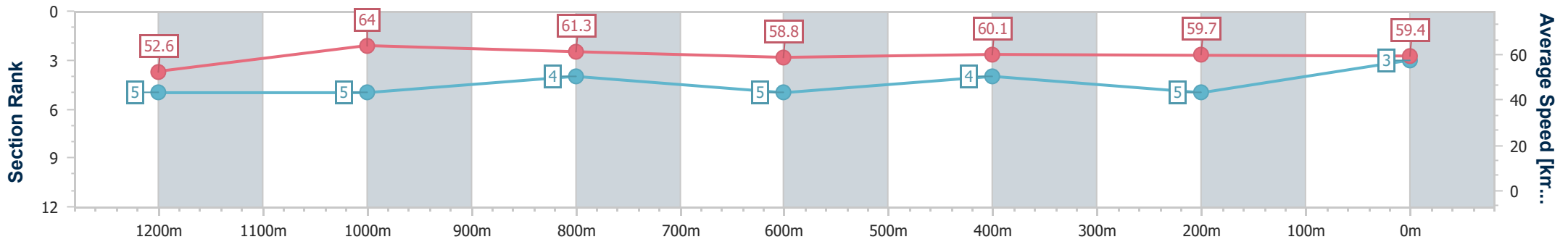
Horse/Jockey Name	Cherbourg
Final Rank	3
Fastest Section Time (Section)	0:11.33 (1200m)
Top Speed [km/h] (Section)	65.2 (1200m)
Race State	Finished



Sunshine Coast Poly Track QLD Professional
 Race 1: Coastal Style Constructions Maiden Plate - 1400m
 24 March 2024 - 12:45
 Track Rating: Synthetic, Weather: Overcast, Rail Position: True



Section	Overall	1200m	1000m	800m	600m	400m	200m
Section Times	1:25.28 [3] (0:13.76)	1:11.52 [5] (0:11.33)	1:00.19 [5] (0:11.76)	0:48.43 [4] (0:12.37)	0:36.06 [5] (0:11.95)	0:24.11 [4] (0:12.06)	0:12.05 [5] (0:12.05)
Average Speed [km/h]	52.6	64.0	61.3	58.8	60.1	59.7	59.4
Top Speed [km/h]	64.4	65.2	64.5	59.5	62.3	61.0	60.8
Avg. Dist. to Rail [m]	4.3	2.3	2.2	1.5	0.3	0.7	2.7
Avg. Stride Freq. [Hz]	2.2	2.4	2.3	2.2	2.3	2.2	2.2
Avg. Stride Length [m]	6.4	7.6	7.5	7.4	7.5	7.4	7.5



- [] Ranking at each section and finish
- .-.- No data available at this section
- NA No data available



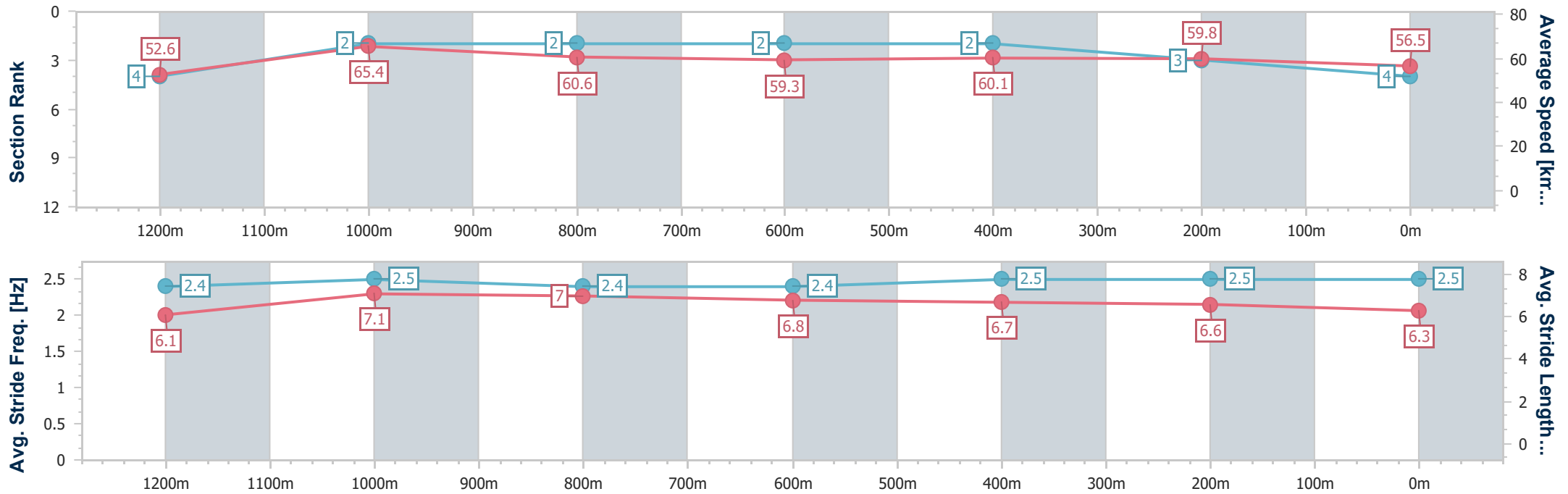
Horse/Jockey Name	Little Charmer
Final Rank	4
Fastest Section Time (Section)	0:11.07 (1200m)
Top Speed [km/h] (Section)	67.0 (Overall)
Race State	Finished



Sunshine Coast Poly Track QLD Professional
 Race 1: Coastal Style Constructions Maiden Plate - 1400m
 24 March 2024 - 12:45
 Track Rating: Synthetic, Weather: Overcast, Rail Position: True



Section	Overall	1200m	1000m	800m	600m	400m	200m
Section Times	1:25.79 [4] (0:13.70)	1:12.09 [4] (0:11.07)	1:01.02 [2] (0:11.84)	0:49.18 [2] (0:12.39)	0:36.79 [2] (0:12.03)	0:24.76 [2] (0:12.05)	0:12.71 [3] (0:12.71)
Average Speed [km/h]	52.6	65.4	60.6	59.3	60.1	59.8	56.5
Top Speed [km/h]	67.0	66.9	63.8	60.4	61.4	61.3	58.6
Avg. Dist. to Rail [m]	4.6	2.0	1.5	1.9	0.5	0.4	0.2
Avg. Stride Freq. [Hz]	2.4	2.5	2.4	2.4	2.5	2.5	2.5
Avg. Stride Length [m]	6.1	7.1	7.0	6.8	6.7	6.6	6.3



- [] Ranking at each section and finish
- .-.-.- No data available at this section
- NA No data available



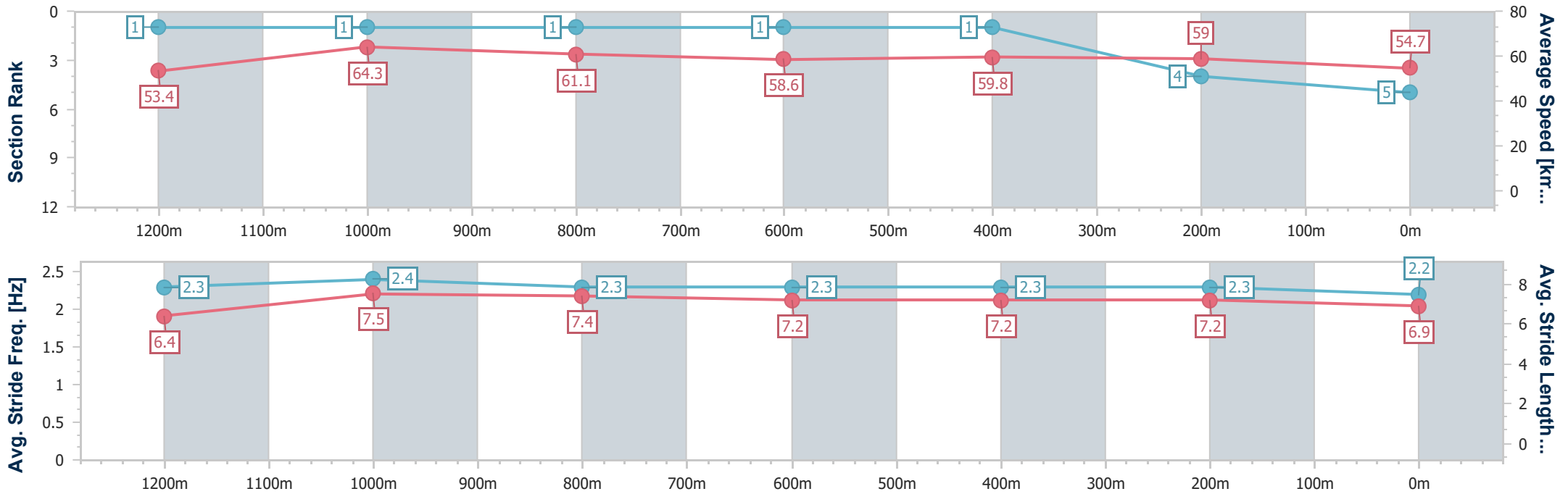
Horse/Jockey Name	The Merchant
Final Rank	5
Fastest Section Time (Section)	0:11.25 (1200m)
Top Speed [km/h] (Section)	65.9 (Overall)
Race State	Finished



Sunshine Coast Poly Track QLD Professional
 Race 1: Coastal Style Constructions Maiden Plate - 1400m
 24 March 2024 - 12:45
 Track Rating: Synthetic, Weather: Overcast, Rail Position: True



Section	Overall	1200m	1000m	800m	600m	400m	200m
Section Times	1:26.22 [5] (0:13.48)	1:12.74 [1] (0:11.25)	1:01.49 [1] (0:11.81)	0:49.68 [1] (0:12.30)	0:37.38 [1] (0:12.06)	0:25.32 [1] (0:12.22)	0:13.10 [4] (0:13.10)
Average Speed [km/h]	53.4	64.3	61.1	58.6	59.8	59.0	54.7
Top Speed [km/h]	65.9	65.5	63.5	59.3	61.0	60.2	57.2
Avg. Dist. to Rail [m]	1.7	1.5	1.6	1.0	0.2	0.3	0.3
Avg. Stride Freq. [Hz]	2.3	2.4	2.3	2.3	2.3	2.3	2.2
Avg. Stride Length [m]	6.4	7.5	7.4	7.2	7.2	7.2	6.9



- [] Ranking at each section and finish
- .-.- No data available at this section
- NA No data available



Horse/Jockey Name	Call Me Crazy
Final Rank	6
Fastest Section Time (Section)	0:11.32 (1200m)
Top Speed [km/h] (Section)	66.2 (Overall)
Race State	Finished



Sunshine Coast Poly Track QLD Professional

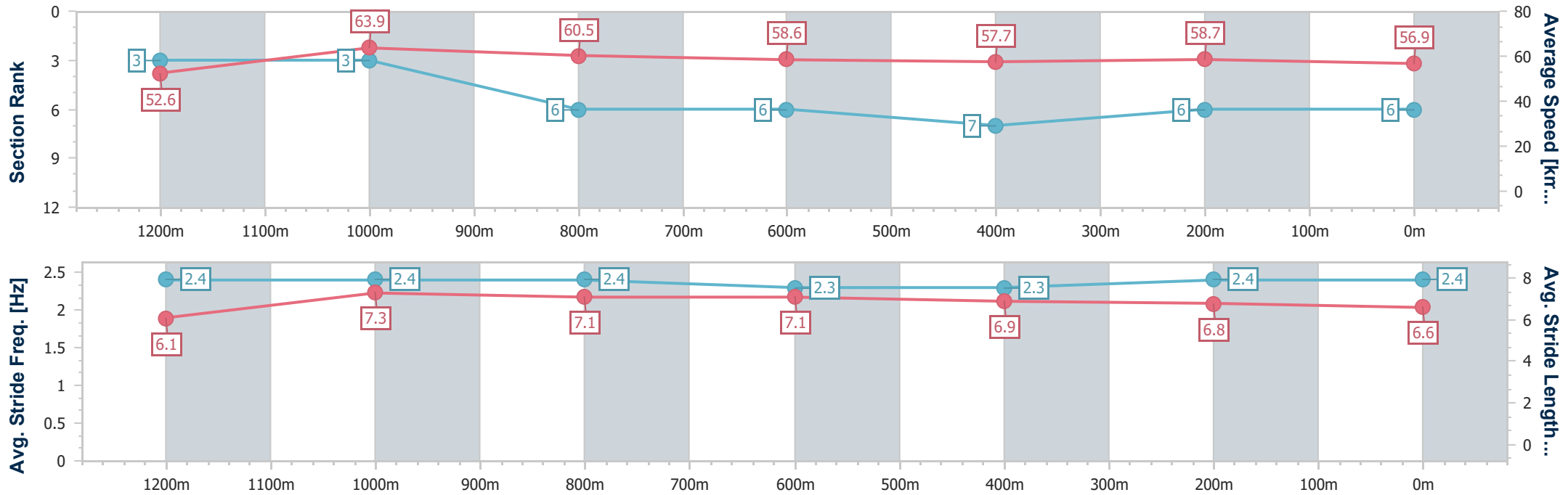
Race 1: Coastal Style Constructions Maiden Plate - 1400m



24 March 2024 - 12:45

Track Rating: Synthetic, Weather: Overcast, Rail Position: True

Section	Overall	1200m	1000m	800m	600m	400m	200m
Section Times	1:26.63 [6] (0:13.69)	1:12.94 [3] (0:11.32)	1:01.62 [3] (0:11.95)	0:49.67 [6] (0:12.32)	0:37.35 [6] (0:12.50)	0:24.85 [7] (0:12.25)	0:12.60 [6] (0:12.60)
Average Speed [km/h]	52.6	63.9	60.5	58.6	57.7	58.7	56.9
Top Speed [km/h]	66.2	65.4	62.0	59.3	59.1	59.8	58.7
Avg. Dist. to Rail [m]	2.9	1.2	1.1	0.5	0.5	1.3	3.0
Avg. Stride Freq. [Hz]	2.4	2.4	2.4	2.3	2.3	2.4	2.4
Avg. Stride Length [m]	6.1	7.3	7.1	7.1	6.9	6.8	6.6



- [] Ranking at each section and finish
- .-.- No data available at this section
- NA No data available



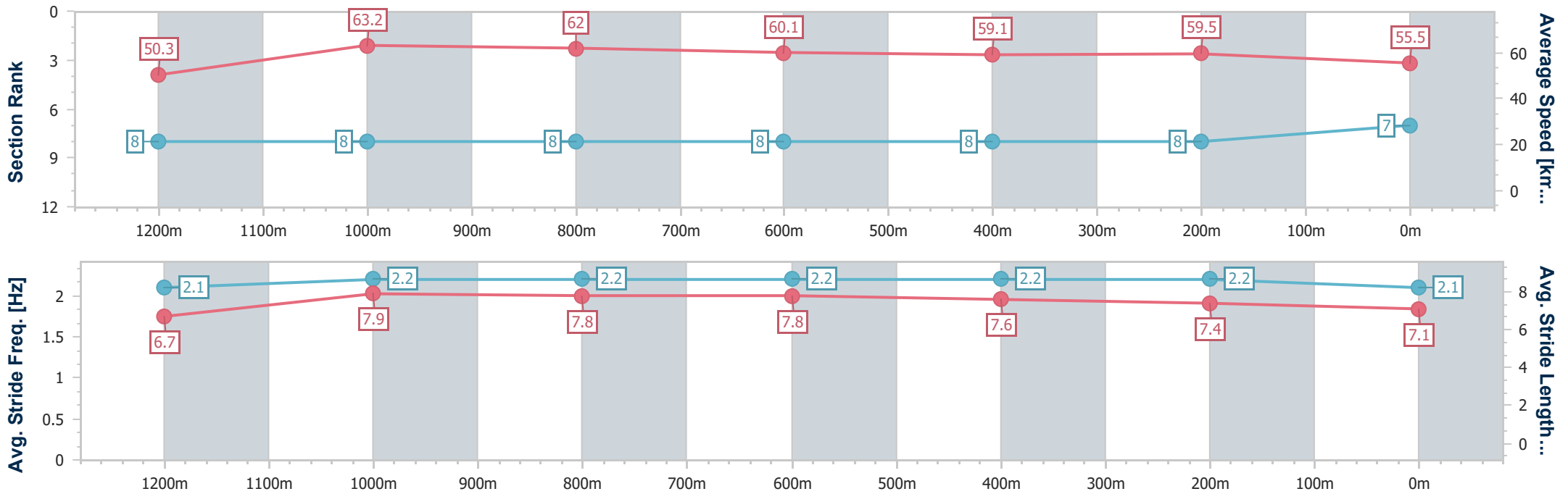
Horse/Jockey Name	Licence To Thrill
Final Rank	7
Fastest Section Time (Section)	0:11.46 (1200m)
Top Speed [km/h] (Section)	63.9 (1200m)
Race State	Finished



Sunshine Coast Poly Track QLD Professional
 Race 1: Coastal Style Constructions Maiden Plate - 1400m
 24 March 2024 - 12:45
 Track Rating: Synthetic, Weather: Overcast, Rail Position: True



Section	Overall	1200m	1000m	800m	600m	400m	200m
Section Times	1:27.00 [7] (0:14.39)	1:12.61 [8] (0:11.46)	1:01.15 [8] (0:11.62)	0:49.53 [8] (0:12.21)	0:37.32 [8] (0:12.32)	0:25.00 [8] (0:12.10)	0:12.90 [8] (0:12.90)
Average Speed [km/h]	50.3	63.2	62.0	60.1	59.1	59.5	55.5
Top Speed [km/h]	63.2	63.9	63.2	61.2	60.1	60.1	58.7
Avg. Dist. to Rail [m]	4.2	1.9	2.8	2.8	1.6	2.9	4.6
Avg. Stride Freq. [Hz]	2.1	2.2	2.2	2.2	2.2	2.2	2.1
Avg. Stride Length [m]	6.7	7.9	7.8	7.8	7.6	7.4	7.1



- [] Ranking at each section and finish
- .-.- No data available at this section
- NA No data available



Horse/Jockey Name	Stpeterscathedral
Final Rank	8
Fastest Section Time (Section)	0:11.10 (1200m)
Top Speed [km/h] (Section)	67.1 (1200m)
Race State	Finished



Sunshine Coast Poly Track QLD Professional

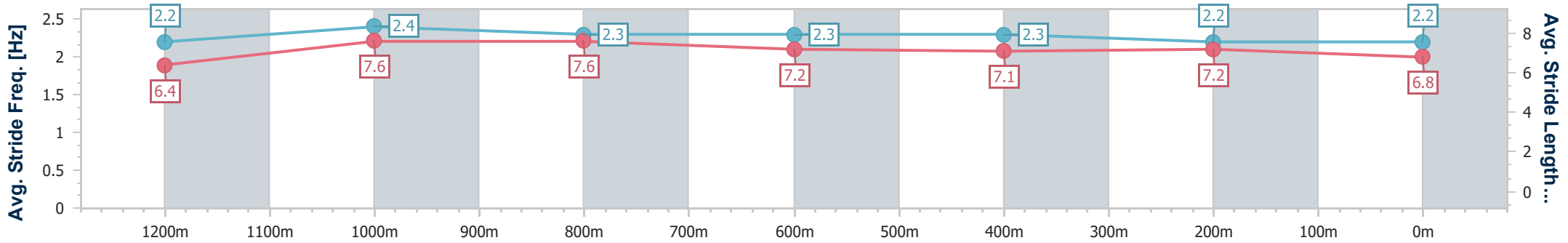
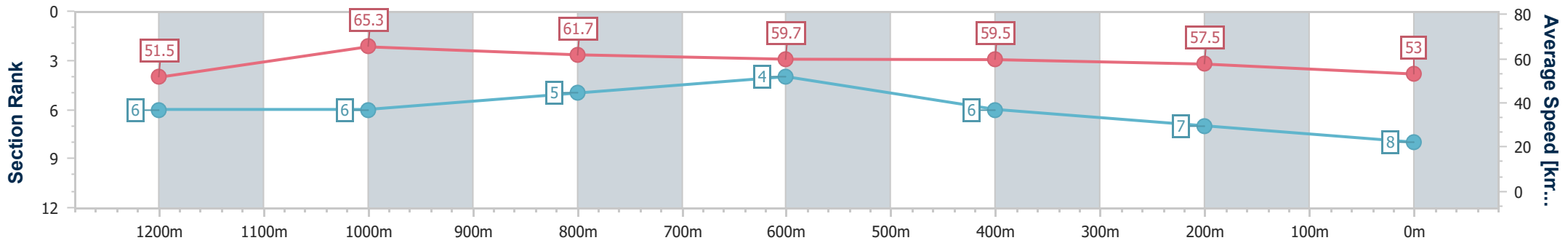
Race 1: Coastal Style Constructions Maiden Plate - 1400m



24 March 2024 - 12:45

Track Rating: Synthetic, Weather: Overcast, Rail Position: True

Section	Overall	1200m	1000m	800m	600m	400m	200m
Section Times	1:27.66 [8] (0:14.06)	1:13.60 [6] (0:11.10)	1:02.50 [6] (0:11.70)	0:50.80 [5] (0:12.35)	0:38.45 [4] (0:12.34)	0:26.11 [6] (0:12.54)	0:13.57 [7] (0:13.57)
Average Speed [km/h]	51.5	65.3	61.7	59.7	59.5	57.5	53.0
Top Speed [km/h]	65.3	67.1	63.8	60.7	60.3	58.6	56.2
Avg. Dist. to Rail [m]	7.1	3.5	4.6	3.9	2.9	3.1	4.6
Avg. Stride Freq. [Hz]	2.2	2.4	2.3	2.3	2.3	2.2	2.2
Avg. Stride Length [m]	6.4	7.6	7.6	7.2	7.1	7.2	6.8



- [] Ranking at each section and finish
- .-.- No data available at this section
- NA No data available



Sunshine Coast Poly Track QLD Professional
 Race 2: Double R Thoroughbreds BM65 Handicap - 1400m
 24 March 2024 - 13:20



Track Rating: Synthetic, Weather: Overcast, Rail Position: True

Section		Overall	1200m	1000m	800m	600m	400m	Last 600m				
Field Times		1:24.26 (0:13.49)	1:10.77 (0:11.32)	0:59.45 (0:11.75)	0:47.70 (0:12.28)	0:35.42 (0:11.90)	0:23.52 (0:11.64)	0:35.42				
Rank	TAB Horse/Jockey	Barrier	Top Speed [km/h]	Fastest Section	Distance Travelled [m]							
1	6 CONSTANT CAFE Robbie Dolan	6	64.5 1200m	0:11.37 1200m	1:24.26 [1] (0:13.77)	1:10.49 [3] (0:11.37)	0:59.12 [3] (0:11.74)	0:47.38 [3] (0:12.25)	0:35.13 [4] (0:11.84)	0:23.29 [4] (0:11.46)	0:35.13	
2	3 CHANGE THE DEEL Cody Collis	3	65.0 Overall	0:11.31 400m	1:24.30 [2] (0:13.91)	1:10.39 [5] (0:11.44)	0:58.95 [5] (0:11.77)	0:47.18 [5] (0:12.13)	0:35.05 [5] (0:11.90)	0:23.15 [5] (0:11.31)	0:35.05	+7
3	2 HE'S ESSENTIAL Nikita Beriman	2	66.3 Overall	0:11.32 1200m	1:24.39 [3] (0:13.49)	1:10.90 [1] (0:11.32)	0:59.58 [1] (0:11.75)	0:47.83 [1] (0:12.28)	0:35.55 [1] (0:11.90)	0:23.65 [1] (0:11.64)	0:35.55	-1
4	5 BAMBALAM Justin Stanley	5	67.4 Overall	0:11.44 1200m	1:25.11 [4] (0:13.79)	1:11.32 [4] (0:11.44)	0:59.88 [4] (0:11.72)	0:48.16 [4] (0:12.10)	0:36.06 [3] (0:11.83)	0:24.23 [3] (0:11.66)	0:36.06	+8
5	1 HIT 'EM UP James Orman	1	66.9 Overall	0:11.46 1200m	1:25.33 [5] (0:13.52)	1:11.81 [2] (0:11.46)	1:00.35 [2] (0:11.83)	0:48.52 [2] (0:12.22)	0:36.30 [2] (0:11.78)	0:24.52 [2] (0:11.95)	0:36.30	+0

Scratched: Palatial Prince (#4), Jubilant (#7)

[] Ranking at each section and finish
 -:-:-:- No data available at this section
 NA No data available

SCN Saddle cloth number
 DNF Did not finish
 DNT Did not track



Sunshine Coast Poly Track QLD Professional
 Race 2: Double R Thoroughbreds BM65 Handicap - 1400m
 24 March 2024 - 13:20



Track Rating: Synthetic, Weather: Overcast, Rail Position: True

Section				200m				Last 600m	
Field Times				0:11.88 (0:11.88)				0:35.42	
Rank	TAB	Horse/Jockey	Barrier	Top Speed [km/h]	Fastest Section	Margin			Distance Travelled [m]
1	6	CONSTANT CAFE Robbie Dolan	6	64.5 1200m	0:11.37 1200m	0:11.83 [2] (0:11.83)	1:24.26		0:35.13
2	3	CHANGE THE DEEL Cody Collis	3	65.0 Overall	0:11.31 400m	0:11.84 [3] (0:11.84)	0.2L		0:35.05 +7
3	2	HE'S ESSENTIAL Nikita Beriman	2	66.3 Overall	0:11.32 1200m	0:12.01 [1] (0:12.01)	0.6L		0:35.55 -1
4	5	BAMBALAM Justin Stanley	5	67.4 Overall	0:11.44 1200m	0:12.57 [4] (0:12.57)	4.6L		0:36.06 +8
5	1	HIT 'EM UP James Orman	1	66.9 Overall	0:11.46 1200m	0:12.57 [5] (0:12.57)	5.9L		0:36.30 +0

Scratched: Palatial Prince (#4), Jubilant (#7)



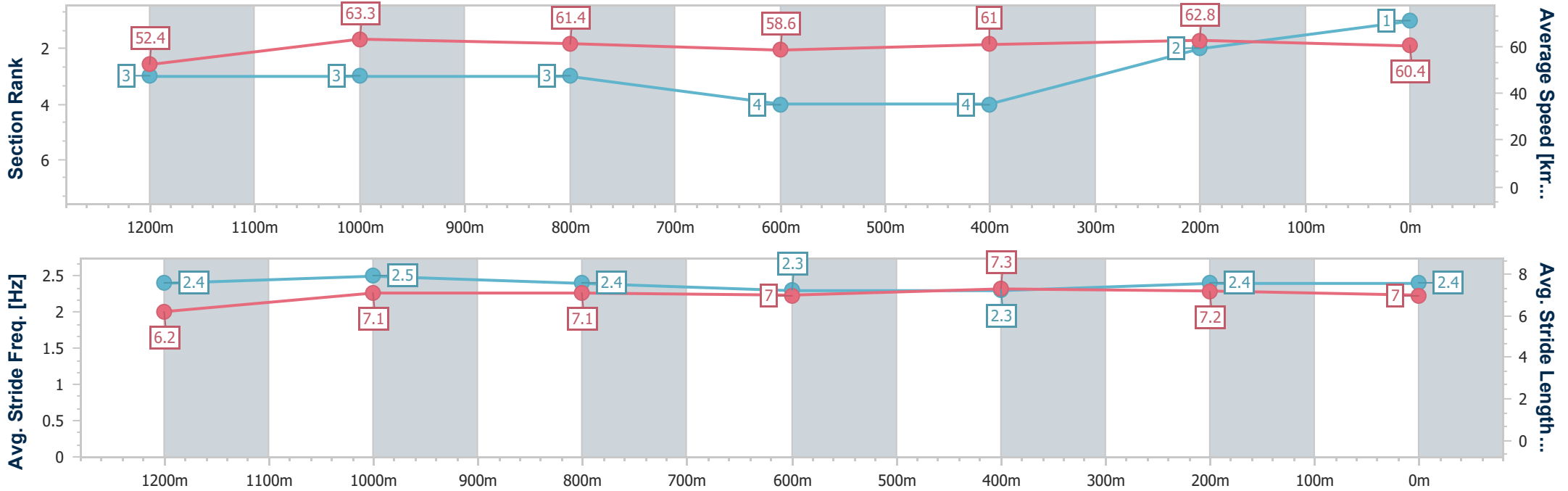
Horse/Jockey Name	Constant Cafe
Final Rank	1
Fastest Section Time (Section)	0:11.37 (1200m)
Top Speed [km/h] (Section)	64.5 (1200m)
Race State	Finished



Sunshine Coast Poly Track QLD Professional
 Race 2: Double R Thoroughbreds BM65 Handicap - 1400m
 24 March 2024 - 13:20
 Track Rating: Synthetic, Weather: Overcast, Rail Position: True



Section	Overall	1200m	1000m	800m	600m	400m	200m
Section Times	1:24.26 [1] (0:13.77)	1:10.49 [3] (0:11.37)	0:59.12 [3] (0:11.74)	0:47.38 [3] (0:12.25)	0:35.13 [4] (0:11.84)	0:23.29 [4] (0:11.46)	0:11.83 [2] (0:11.83)
Average Speed [km/h]	52.4	63.3	61.4	58.6	61.0	62.8	60.4
Top Speed [km/h]	63.7	64.5	62.9	59.9	62.4	63.7	62.7
Avg. Dist. to Rail [m]	2.8	0.7	0.8	0.5	0.5	0.5	0.7
Avg. Stride Freq. [Hz]	2.4	2.5	2.4	2.3	2.3	2.4	2.4
Avg. Stride Length [m]	6.2	7.1	7.1	7.0	7.3	7.2	7.0



- [] Ranking at each section and finish
- .-.- No data available at this section
- NA No data available



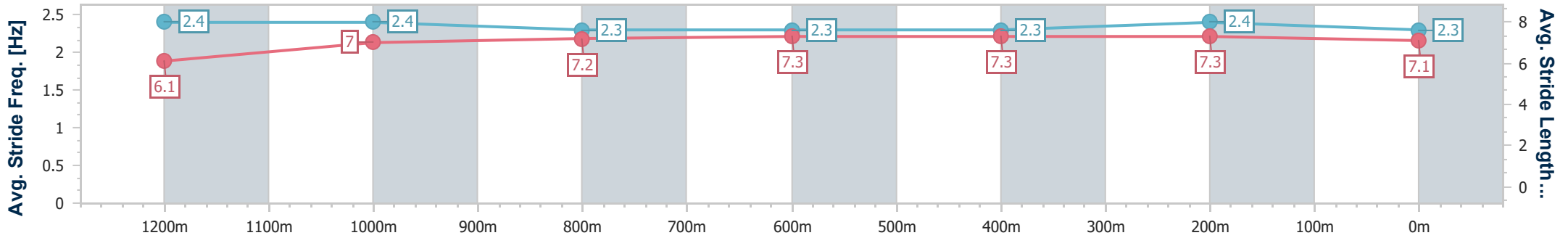
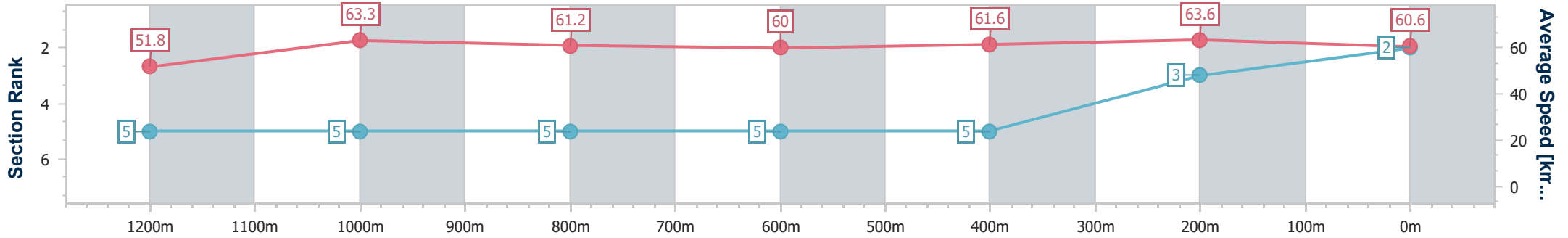
Horse/Jockey Name	Change The Deel
Final Rank	2
Fastest Section Time (Section)	0:11.31 (400m)
Top Speed [km/h] (Section)	65.0 (Overall)
Race State	Finished



Sunshine Coast Poly Track QLD Professional
 Race 2: Double R Thoroughbreds BM65 Handicap - 1400m
 24 March 2024 - 13:20
 Track Rating: Synthetic, Weather: Overcast, Rail Position: True



Section	Overall	1200m	1000m	800m	600m	400m	200m
Section Times	1:24.30 [2] (0:13.91)	1:10.39 [5] (0:11.44)	0:58.95 [5] (0:11.77)	0:47.18 [5] (0:12.13)	0:35.05 [5] (0:11.90)	0:23.15 [5] (0:11.31)	0:11.84 [3] (0:11.84)
Average Speed [km/h]	51.8	63.3	61.2	60.0	61.6	63.6	60.6
Top Speed [km/h]	65.0	64.1	62.8	61.5	63.0	64.6	62.6
Avg. Dist. to Rail [m]	2.7	1.8	1.8	2.1	2.1	4.0	4.2
Avg. Stride Freq. [Hz]	2.4	2.4	2.3	2.3	2.3	2.4	2.3
Avg. Stride Length [m]	6.1	7.0	7.2	7.3	7.3	7.3	7.1



- [] Ranking at each section and finish
- .-.- No data available at this section
- NA No data available



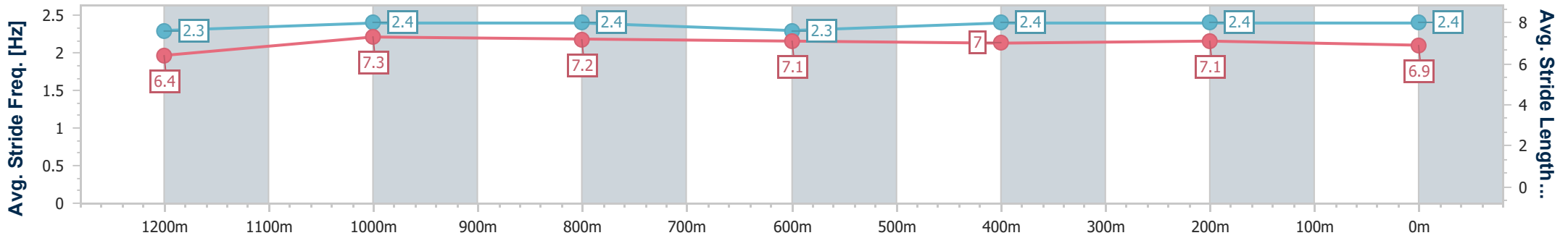
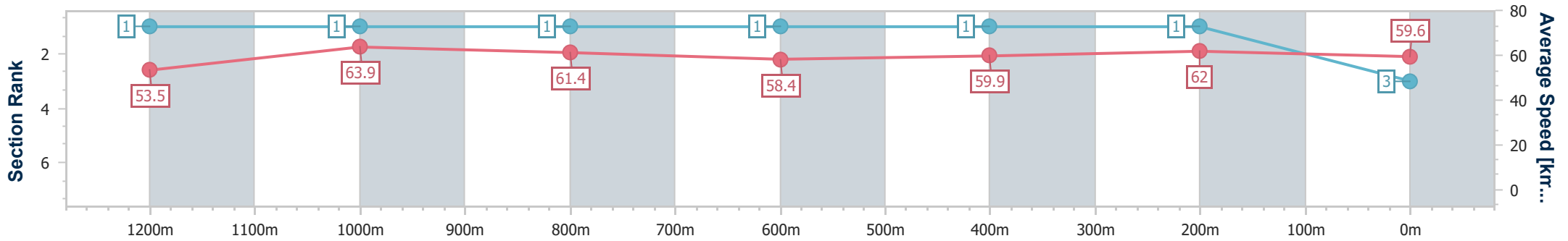
Horse/Jockey Name	He's Essential
Final Rank	3
Fastest Section Time (Section)	0:11.32 (1200m)
Top Speed [km/h] (Section)	66.3 (Overall)
Race State	Finished



Sunshine Coast Poly Track QLD Professional
 Race 2: Double R Thoroughbreds BM65 Handicap - 1400m
 24 March 2024 - 13:20
 Track Rating: Synthetic, Weather: Overcast, Rail Position: True



Section	Overall	1200m	1000m	800m	600m	400m	200m
Section Times	1:24.39 [3] (0:13.49)	1:10.90 [1] (0:11.32)	0:59.58 [1] (0:11.75)	0:47.83 [1] (0:12.28)	0:35.55 [1] (0:11.90)	0:23.65 [1] (0:11.64)	0:12.01 [1] (0:12.01)
Average Speed [km/h]	53.5	63.9	61.4	58.4	59.9	62.0	59.6
Top Speed [km/h]	66.3	65.3	62.6	59.1	61.7	63.4	61.6
Avg. Dist. to Rail [m]	5.1	1.2	1.0	0.8	1.2	0.6	1.8
Avg. Stride Freq. [Hz]	2.3	2.4	2.4	2.3	2.4	2.4	2.4
Avg. Stride Length [m]	6.4	7.3	7.2	7.1	7.0	7.1	6.9



- [] Ranking at each section and finish
- .-.-.- No data available at this section
- NA No data available



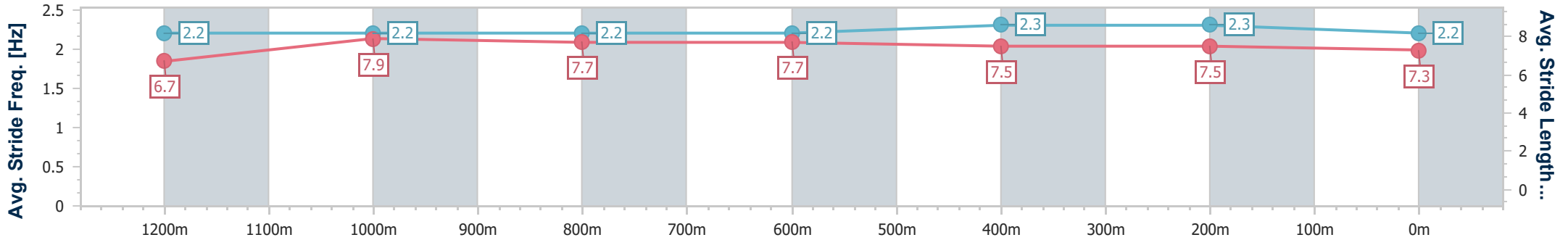
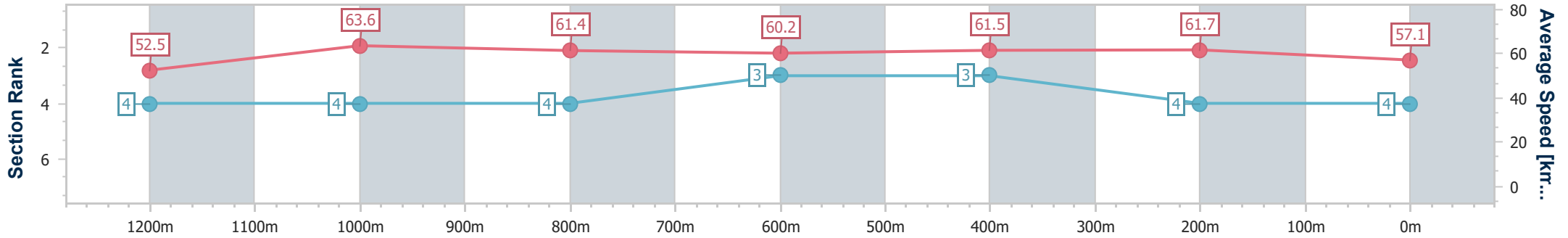
Horse/Jockey Name	Bambalam
Final Rank	4
Fastest Section Time (Section)	0:11.44 (1200m)
Top Speed [km/h] (Section)	67.4 (Overall)
Race State	Finished



Sunshine Coast Poly Track QLD Professional
 Race 2: Double R Thoroughbreds BM65 Handicap - 1400m
 24 March 2024 - 13:20
 Track Rating: Synthetic, Weather: Overcast, Rail Position: True



Section	Overall	1200m	1000m	800m	600m	400m	200m
Section Times	1:25.11 [4] (0:13.79)	1:11.32 [4] (0:11.44)	0:59.88 [4] (0:11.72)	0:48.16 [4] (0:12.10)	0:36.06 [3] (0:11.83)	0:24.23 [3] (0:11.66)	0:12.57 [4] (0:12.57)
Average Speed [km/h]	52.5	63.6	61.4	60.2	61.5	61.7	57.1
Top Speed [km/h]	67.4	64.8	62.8	61.1	62.0	62.3	60.7
Avg. Dist. to Rail [m]	4.4	3.3	3.2	1.9	1.5	2.8	4.8
Avg. Stride Freq. [Hz]	2.2	2.2	2.2	2.2	2.3	2.3	2.2
Avg. Stride Length [m]	6.7	7.9	7.7	7.7	7.5	7.5	7.3



- [] Ranking at each section and finish
- .-.- No data available at this section
- NA No data available



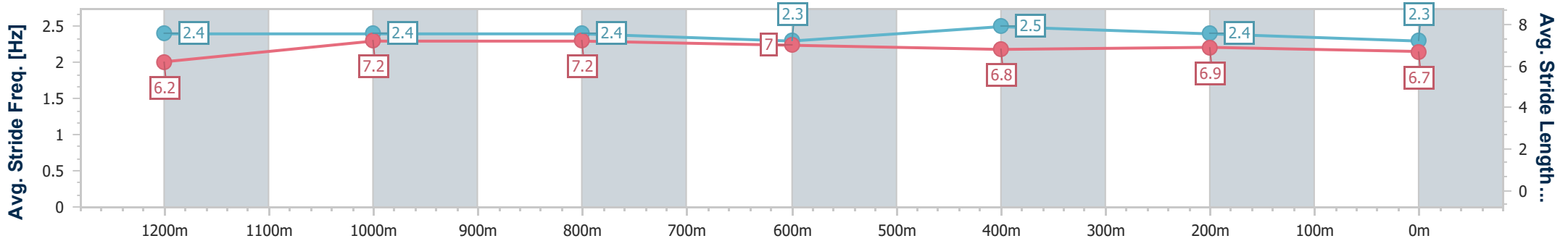
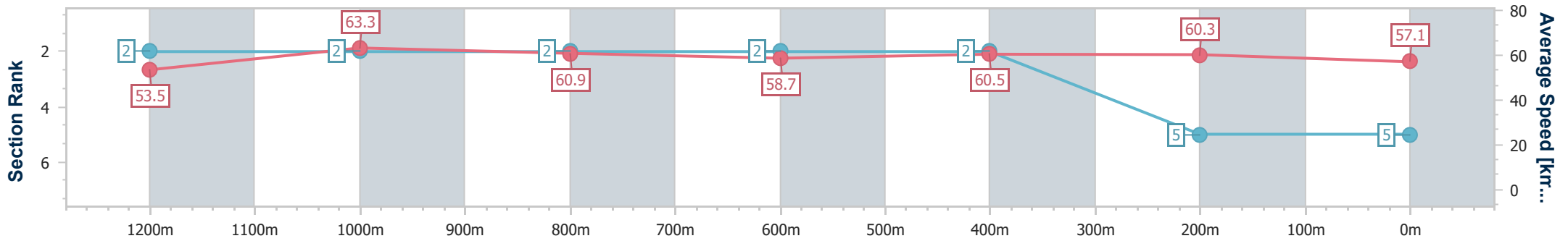
Horse/Jockey Name	Hit 'Em Up
Final Rank	5
Fastest Section Time (Section)	0:11.46 (1200m)
Top Speed [km/h] (Section)	66.9 (Overall)
Race State	Finished



Sunshine Coast Poly Track QLD Professional
 Race 2: Double R Thoroughbreds BM65 Handicap - 1400m
 24 March 2024 - 13:20
 Track Rating: Synthetic, Weather: Overcast, Rail Position: True



Section	Overall	1200m	1000m	800m	600m	400m	200m
Section Times	1:25.33 [5] (0:13.52)	1:11.81 [2] (0:11.46)	1:00.35 [2] (0:11.83)	0:48.52 [2] (0:12.22)	0:36.30 [2] (0:11.78)	0:24.52 [2] (0:11.95)	0:12.57 [5] (0:12.57)
Average Speed [km/h]	53.5	63.3	60.9	58.7	60.5	60.3	57.1
Top Speed [km/h]	66.9	64.4	62.5	60.0	61.9	61.8	58.9
Avg. Dist. to Rail [m]	6.2	2.1	1.6	0.7	1.4	0.4	2.5
Avg. Stride Freq. [Hz]	2.4	2.4	2.4	2.3	2.5	2.4	2.3
Avg. Stride Length [m]	6.2	7.2	7.2	7.0	6.8	6.9	6.7



- [] Ranking at each section and finish
- .-.- No data available at this section
- NA No data available



Sunshine Coast Poly Track QLD Professional

Race 3: Access Insulation Sunshine Coast Class 1 Handicap - 1400m

24 March 2024 - 13:55



Track Rating: Synthetic, Weather: Overcast, Rail Position: True

Section		Overall	1200m	1000m	800m	600m	400m	Last 600m				
Field Times		1:24.27 (0:14.01)	1:10.26 (0:11.83)	0:58.43 (0:12.37)	0:46.06 (0:12.20)	0:33.86 (0:11.61)	0:22.25 (0:10.97)	0:33.86				
Rank	TAB Horse/Jockey	Barrier	Top Speed [km/h]	Fastest Section								Distance Travelled [m]
1	1 DENIED Emily Lang	1	67.1 400m	0:10.97 400m	1:24.27 [1] (0:14.01)	1:10.26 [1] (0:11.83)	0:58.43 [1] (0:12.37)	0:46.06 [1] (0:12.20)	0:33.86 [1] (0:11.61)	0:22.25 [1] (0:10.97)	0:33.86	
2	2 NIGHTSTICK Michael Rodd	2	67.1 200m	0:10.98 400m	1:24.44 [2] (0:14.30)	1:10.14 [4] (0:11.93)	0:58.21 [4] (0:12.30)	0:45.91 [4] (0:12.15)	0:33.76 [5] (0:11.70)	0:22.06 [3] (0:10.98)	0:33.76	+3
3	7 CLAUDIUS Nathan Thomas	7	65.1 400m	0:11.23 400m	1:25.26 [3] (0:14.29)	1:10.97 [3] (0:11.89)	0:59.08 [3] (0:12.36)	0:46.72 [5] (0:12.10)	0:34.62 [4] (0:11.75)	0:22.87 [4] (0:11.23)	0:34.62	-3
4	6 WASSA Cody Collis	6	64.7 400m	0:11.50 400m	1:25.59 [4] (0:14.63)	1:10.96 [6] (0:11.99)	0:58.97 [6] (0:12.17)	0:46.80 [6] (0:12.13)	0:34.67 [6] (0:11.51)	0:23.16 [5] (0:11.50)	0:34.67	-3
5	3 PAULI Jai Williams	3	62.9 400m	0:11.56 400m	1:25.80 [5] (0:14.15)	1:11.65 [2] (0:11.84)	0:59.81 [2] (0:12.33)	0:47.48 [2] (0:12.24)	0:35.24 [2] (0:11.76)	0:23.48 [2] (0:11.56)	0:35.24	+2
6	5 DUSTYIAM Nozi Tomizawa	5	62.8 600m	0:11.93 400m	1:27.14 [6] (0:14.47)	1:12.67 [5] (0:11.94)	1:00.73 [5] (0:12.01)	0:48.72 [3] (0:12.21)	0:36.51 [3] (0:11.99)	0:24.52 [6] (0:11.93)	0:36.51	+5

Scratched: Blue Swimmer (#4), Epauvescent (#8)

[] Ranking at each section and finish
 -:-:- No data available at this section
 NA No data available

SCN Saddle cloth number
 DNF Did not finish
 DNT Did not track



Sunshine Coast Poly Track QLD Professional
Race 3: Access Insulation Sunshine Coast Class 1 Handicap - 1400m
 24 March 2024 - 13:55



Track Rating: Synthetic, Weather: Overcast, Rail Position: True

Section				200m				Last 600m	
Field Times				0:11.28 (0:11.28)				0:33.86	
Rank	TAB	Horse/Jockey	Barrier	Top Speed [km/h]	Fastest Section	Margin			Distance Travelled [m]
1	1	DENIED Emily Lang	1	67.1 400m	0:10.97 400m	0:11.28 [1] (0:11.28)	1:24.27		0:33.86
2	2	NIGHTSTICK Michael Rodd	2	67.1 200m	0:10.98 400m	0:11.08 [2] (0:11.08)	1L		0:33.76 +3
3	7	CLAUDIUS Nathan Thomas	7	65.1 400m	0:11.23 400m	0:11.64 [3] (0:11.64)	5.8L		0:34.62 -3
4	6	WASSA Cody Collis	6	64.7 400m	0:11.50 400m	0:11.66 [5] (0:11.66)	7.6L		0:34.67 -3
5	3	PAULI Jai Williams	3	62.9 400m	0:11.56 400m	0:11.92 [4] (0:11.92)	8.9L		0:35.24 +2
6	5	DUSTYIAM Nozi Tomizawa	5	62.8 600m	0:11.93 400m	0:12.59 [6] (0:12.59)	16.7L		0:36.51 +5

Scratched: Blue Swimmer (#4), Epauvescent (#8)

[] Ranking at each section and finish
 -:-:- No data available at this section
 NA No data available

SCN Saddle cloth number
 DNF Did not finish
 DNT Did not track



Horse/Jockey Name	Denied
Final Rank	1
Fastest Section Time (Section)	0:10.97 (400m)
Top Speed [km/h] (Section)	67.1 (400m)
Race State	Finished



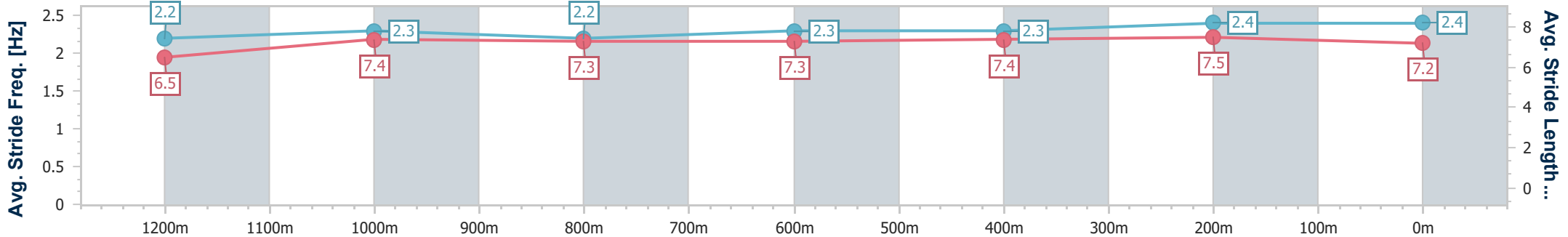
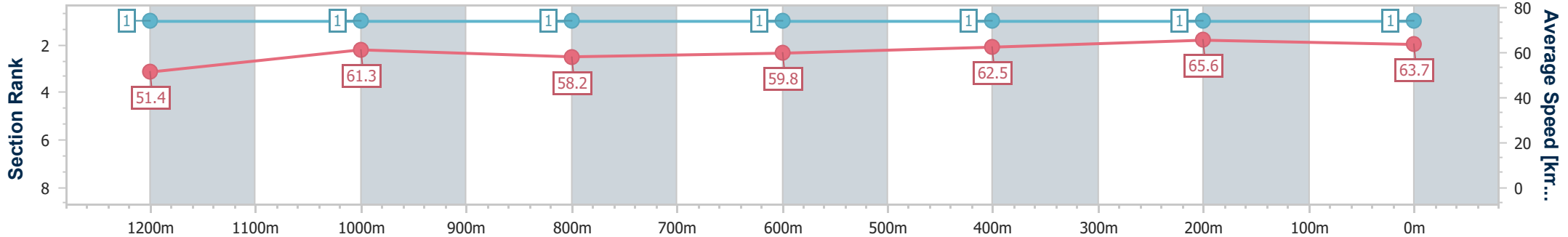
Sunshine Coast Poly Track QLD Professional
Race 3: Access Insulation Sunshine Coast Class 1 Handicap - 1400m



24 March 2024 - 13:55

Track Rating: Synthetic, Weather: Overcast, Rail Position: True

Section	Overall	1200m	1000m	800m	600m	400m	200m
Section Times	1:24.27 [1] (0:14.01)	1:10.26 [1] (0:11.83)	0:58.43 [1] (0:12.37)	0:46.06 [1] (0:12.20)	0:33.86 [1] (0:11.61)	0:22.25 [1] (0:10.97)	0:11.28 [1] (0:11.28)
Average Speed [km/h]	51.4	61.3	58.2	59.8	62.5	65.6	63.7
Top Speed [km/h]	62.0	61.9	59.3	60.9	63.9	67.1	64.9
Avg. Dist. to Rail [m]	3.3	2.0	1.9	1.9	0.9	1.1	1.6
Avg. Stride Freq. [Hz]	2.2	2.3	2.2	2.3	2.3	2.4	2.4
Avg. Stride Length [m]	6.5	7.4	7.3	7.3	7.4	7.5	7.2



- [] Ranking at each section and finish
- .-.- No data available at this section
- NA No data available



Horse/Jockey Name	Nightstick
Final Rank	2
Fastest Section Time (Section)	0:10.98 (400m)
Top Speed [km/h] (Section)	67.1 (200m)
Race State	Finished



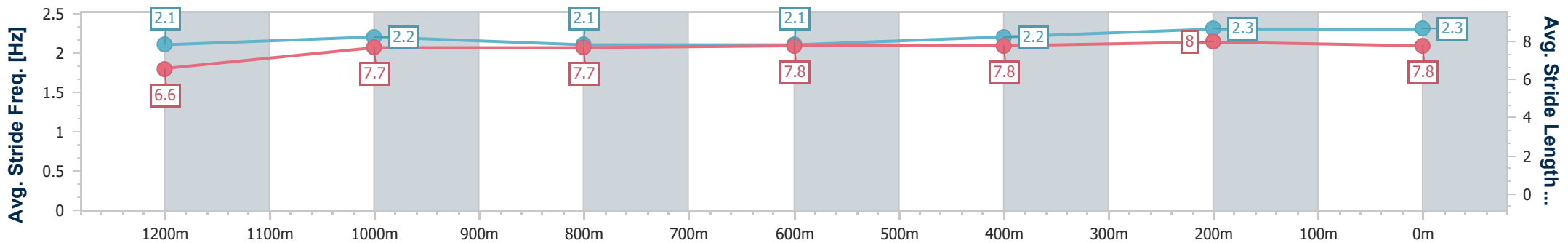
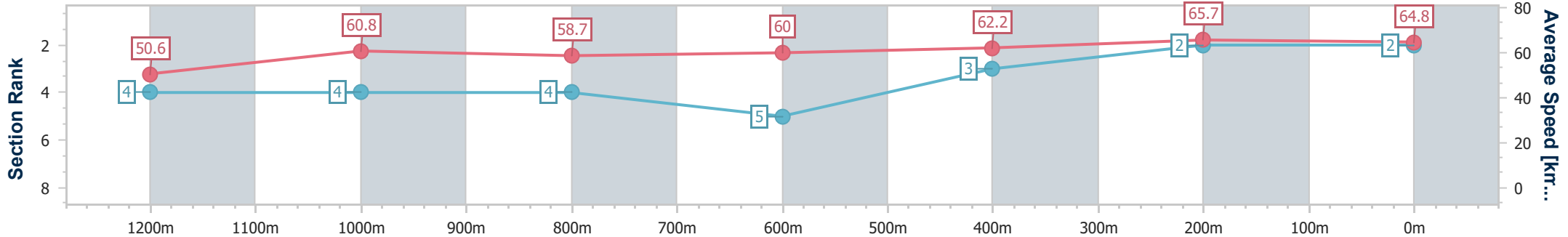
Sunshine Coast Poly Track QLD Professional
Race 3: Access Insulation Sunshine Coast Class 1 Handicap - 1400m



24 March 2024 - 13:55

Track Rating: Synthetic, Weather: Overcast, Rail Position: True

Section	Overall	1200m	1000m	800m	600m	400m	200m
Section Times	1:24.44 [2] (0:14.30)	1:10.14 [4] (0:11.93)	0:58.21 [4] (0:12.30)	0:45.91 [4] (0:12.15)	0:33.76 [5] (0:11.70)	0:22.06 [3] (0:10.98)	0:11.08 [2] (0:11.08)
Average Speed [km/h]	50.6	60.8	58.7	60.0	62.2	65.7	64.8
Top Speed [km/h]	62.3	62.2	59.7	62.3	63.5	66.8	67.1
Avg. Dist. to Rail [m]	5.3	3.5	3.0	2.3	1.3	3.4	3.5
Avg. Stride Freq. [Hz]	2.1	2.2	2.1	2.1	2.2	2.3	2.3
Avg. Stride Length [m]	6.6	7.7	7.7	7.8	7.8	8.0	7.8



- [] Ranking at each section and finish
- .-.- No data available at this section
- NA No data available



Horse/Jockey Name	Claudius
Final Rank	3
Fastest Section Time (Section)	0:11.23 (400m)
Top Speed [km/h] (Section)	65.1 (400m)
Race State	Finished



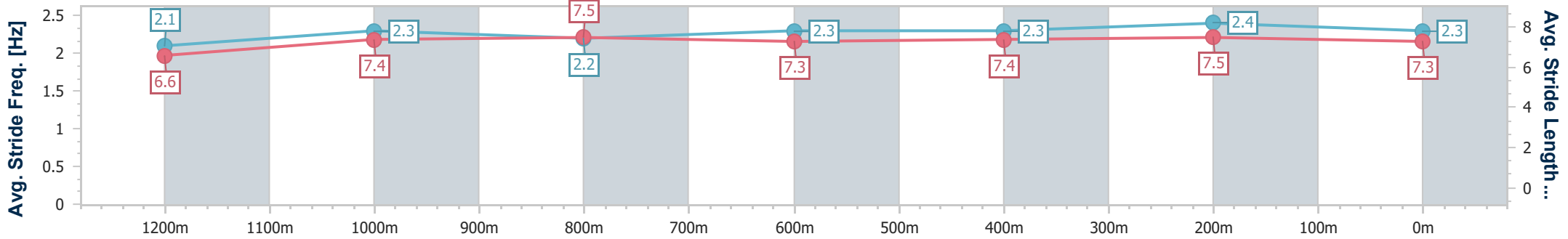
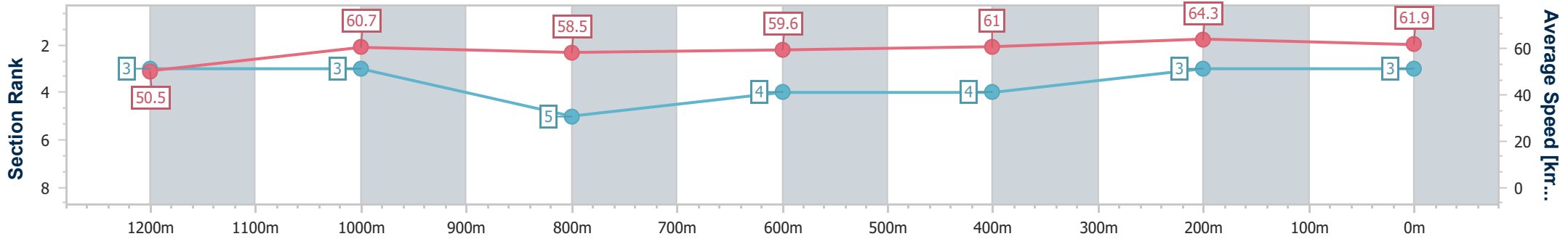
Sunshine Coast Poly Track QLD Professional
Race 3: Access Insulation Sunshine Coast Class 1 Handicap - 1400m



24 March 2024 - 13:55

Track Rating: Synthetic, Weather: Overcast, Rail Position: True

Section	Overall	1200m	1000m	800m	600m	400m	200m
Section Times	1:25.26 [3] (0:14.29)	1:10.97 [3] (0:11.89)	0:59.08 [3] (0:12.36)	0:46.72 [5] (0:12.10)	0:34.62 [4] (0:11.75)	0:22.87 [4] (0:11.23)	0:11.64 [3] (0:11.64)
Average Speed [km/h]	50.5	60.7	58.5	59.6	61.0	64.3	61.9
Top Speed [km/h]	62.4	62.5	60.8	60.9	62.9	65.1	63.5
Avg. Dist. to Rail [m]	2.2	1.4	1.3	0.6	0.5	0.5	1.9
Avg. Stride Freq. [Hz]	2.1	2.3	2.2	2.3	2.3	2.4	2.3
Avg. Stride Length [m]	6.6	7.4	7.5	7.3	7.4	7.5	7.3



- [] Ranking at each section and finish
- .-.- No data available at this section
- NA No data available



Horse/Jockey Name	Wassa
Final Rank	4
Fastest Section Time (Section)	0:11.50 (400m)
Top Speed [km/h] (Section)	64.7 (400m)
Race State	Finished



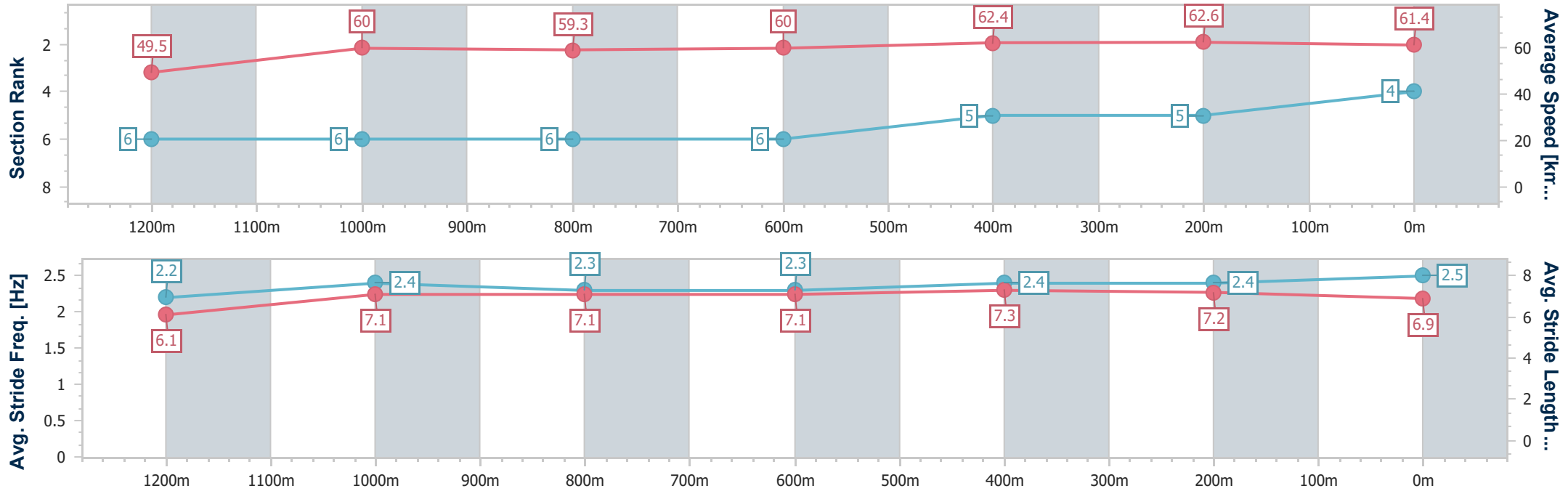
Sunshine Coast Poly Track QLD Professional
Race 3: Access Insulation Sunshine Coast Class 1 Handicap - 1400m



24 March 2024 - 13:55

Track Rating: Synthetic, Weather: Overcast, Rail Position: True

Section	Overall	1200m	1000m	800m	600m	400m	200m
Section Times	1:25.59 [4] (0:14.63)	1:10.96 [6] (0:11.99)	0:58.97 [6] (0:12.17)	0:46.80 [6] (0:12.13)	0:34.67 [6] (0:11.51)	0:23.16 [5] (0:11.50)	0:11.66 [5] (0:11.66)
Average Speed [km/h]	49.5	60.0	59.3	60.0	62.4	62.6	61.4
Top Speed [km/h]	62.0	62.0	62.1	61.8	64.6	64.7	64.2
Avg. Dist. to Rail [m]	4.4	1.9	2.0	1.2	0.2	1.9	3.7
Avg. Stride Freq. [Hz]	2.2	2.4	2.3	2.3	2.4	2.4	2.5
Avg. Stride Length [m]	6.1	7.1	7.1	7.1	7.3	7.2	6.9



- [] Ranking at each section and finish
- .-.- No data available at this section
- NA No data available



Horse/Jockey Name	Pauli
Final Rank	5
Fastest Section Time (Section)	0:11.56 (400m)
Top Speed [km/h] (Section)	62.9 (400m)
Race State	Finished



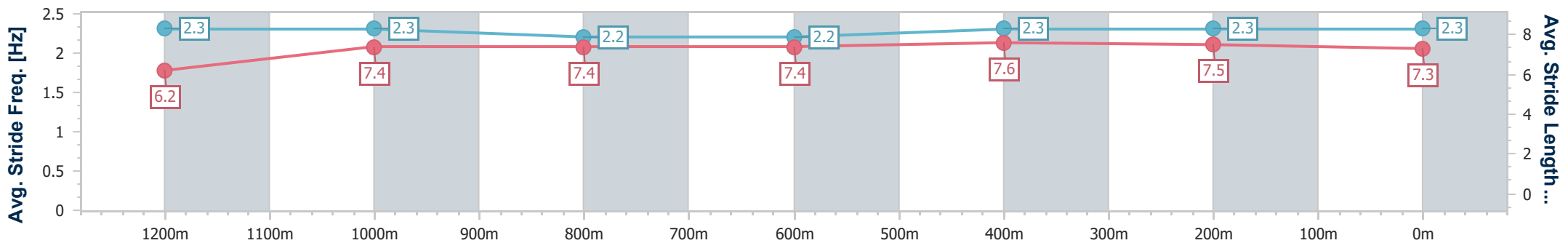
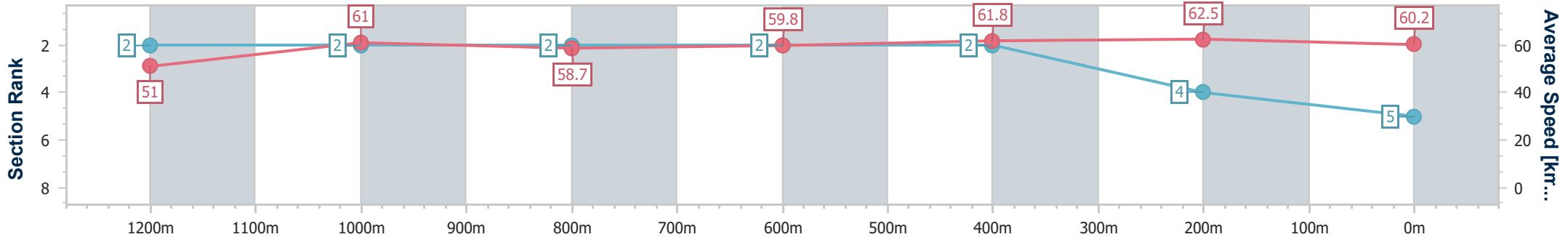
Sunshine Coast Poly Track QLD Professional
Race 3: Access Insulation Sunshine Coast Class 1 Handicap - 1400m



24 March 2024 - 13:55

Track Rating: Synthetic, Weather: Overcast, Rail Position: True

Section	Overall	1200m	1000m	800m	600m	400m	200m
Section Times	1:25.80 [5] (0:14.15)	1:11.65 [2] (0:11.84)	0:59.81 [2] (0:12.33)	0:47.48 [2] (0:12.24)	0:35.24 [2] (0:11.76)	0:23.48 [2] (0:11.56)	0:11.92 [4] (0:11.92)
Average Speed [km/h]	51.0	61.0	58.7	59.8	61.8	62.5	60.2
Top Speed [km/h]	62.0	62.7	59.2	61.1	62.4	62.9	61.6
Avg. Dist. to Rail [m]	3.8	2.6	2.6	2.8	1.2	2.0	2.2
Avg. Stride Freq. [Hz]	2.3	2.3	2.2	2.2	2.3	2.3	2.3
Avg. Stride Length [m]	6.2	7.4	7.4	7.4	7.6	7.5	7.3



- [] Ranking at each section and finish
- .-.- No data available at this section
- NA No data available



Horse/Jockey Name	Dustyiam
Final Rank	6
Fastest Section Time (Section)	0:11.93 (400m)
Top Speed [km/h] (Section)	62.8 (600m)
Race State	Finished



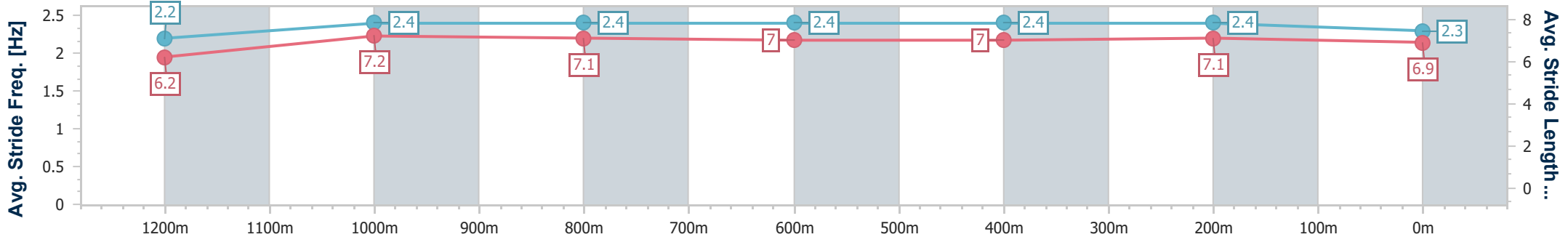
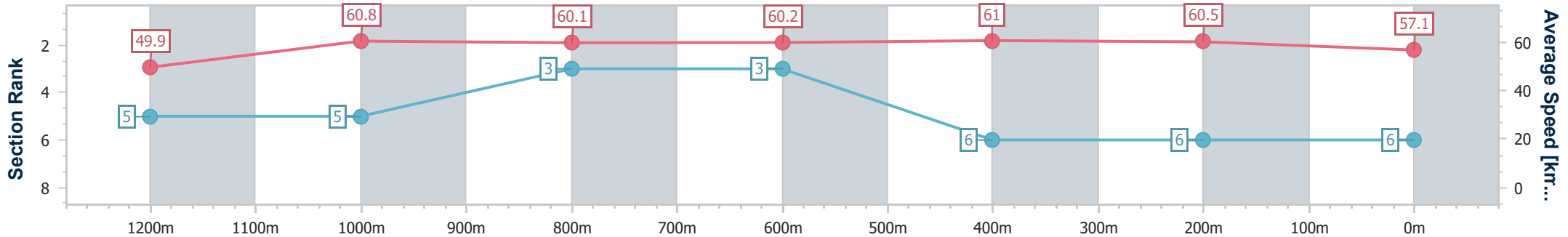
Sunshine Coast Poly Track QLD Professional
Race 3: Access Insulation Sunshine Coast Class 1 Handicap - 1400m



24 March 2024 - 13:55

Track Rating: Synthetic, Weather: Overcast, Rail Position: True

Section	Overall	1200m	1000m	800m	600m	400m	200m
Section Times	1:27.14 [6] (0:14.47)	1:12.67 [5] (0:11.94)	1:00.73 [5] (0:12.01)	0:48.72 [3] (0:12.21)	0:36.51 [3] (0:11.99)	0:24.52 [6] (0:11.93)	0:12.59 [6] (0:12.59)
Average Speed [km/h]	49.9	60.8	60.1	60.2	61.0	60.5	57.1
Top Speed [km/h]	62.2	62.3	61.4	61.9	62.8	61.5	59.3
Avg. Dist. to Rail [m]	3.5	2.7	4.1	3.1	2.8	2.8	2.9
Avg. Stride Freq. [Hz]	2.2	2.4	2.4	2.4	2.4	2.4	2.3
Avg. Stride Length [m]	6.2	7.2	7.1	7.0	7.0	7.1	6.9



- [] Ranking at each section and finish
- .-.- No data available at this section
- NA No data available



Sunshine Coast Poly Track QLD Professional

Race 4: BOSS Building Maintenance BM58 Handicap - 1600m



24 March 2024 - 14:35

Track Rating: Synthetic, Weather: Overcast, Rail Position: True

Section		Overall	1400m	1200m	1000m	800m	600m	400m	Last 600m				
Field Times		1:37.93 (0:13.70)	1:24.23 (0:11.34)	1:12.89 (0:11.79)	1:01.10 (0:12.53)	0:48.57 (0:13.23)	0:35.34 (0:12.31)	0:23.03 (0:11.40)	0:35.34				
Rank	TAB Horse/Jockey	Barrier	Top Speed [km/h]	Fastest Section									Distance Travelled [m]
1	8 TORQUE ESPAGNA Cody Collis	8	66.0 1400m	0:11.31 400m	1:37.93 [1] (0:14.18)	1:23.75 [7] (0:11.72)	1:12.03 [6] (0:11.91)	1:00.12 [6] (0:12.20)	0:47.92 [6] (0:12.95)	0:34.97 [6] (0:12.15)	0:22.82 [4] (0:11.31)	0:34.97	
2	2 REDENTE CHOICE Yvette Lewis	2	65.4 400m	0:11.23 400m	1:38.11 [2] (0:14.38)	1:23.73 [8] (0:11.76)	1:11.97 [8] (0:11.94)	1:00.03 [8] (0:12.24)	0:47.79 [8] (0:13.00)	0:34.79 [8] (0:11.82)	0:22.97 [5] (0:11.23)	0:34.79	+1
3	1 MR DUDWEY Jim Byrne	1	64.9 400m	0:11.36 400m	1:38.17 [3] (0:13.93)	1:24.24 [3] (0:11.64)	1:12.60 [4] (0:11.79)	1:00.81 [4] (0:12.38)	0:48.43 [4] (0:13.10)	0:35.33 [3] (0:12.21)	0:23.12 [3] (0:11.36)	0:35.33	+1
4	4 ASTERN VILLA Mark Du Plessis	4	64.4 1400m	0:11.40 400m	1:38.37 [4] (0:13.71)	1:24.66 [2] (0:11.55)	1:13.11 [2] (0:11.68)	1:01.43 [2] (0:12.47)	0:48.96 [2] (0:13.21)	0:35.75 [2] (0:12.28)	0:23.47 [1] (0:11.40)	0:35.75	-5
5	9 RUDIMENTARY Adin Thompson	9	67.8 1400m	0:11.08 1400m	1:38.38 [5] (0:13.96)	1:24.42 [4] (0:11.08)	1:13.34 [1] (0:12.00)	1:01.34 [3] (0:12.62)	0:48.72 [3] (0:13.22)	0:35.50 [4] (0:12.37)	0:23.13 [7] (0:11.32)	0:35.50	-5
6	7 KASEAR Justin Stanley	7	63.5 400m	0:11.57 400m	1:38.64 [6] (0:14.16)	1:24.48 [6] (0:11.74)	1:12.74 [6] (0:12.00)	1:00.74 [7] (0:12.41)	0:48.33 [7] (0:12.97)	0:35.36 [7] (0:11.87)	0:23.49 [6] (0:11.57)	0:35.36	-12
7	3 SEERESS Olivia Webb	3	65.2 400m	0:11.28 400m	1:38.65 [7] (0:14.03)	1:24.62 [5] (0:11.56)	1:13.06 [5] (0:11.88)	1:01.18 [5] (0:12.43)	0:48.75 [5] (0:13.06)	0:35.69 [5] (0:12.40)	0:23.29 [8] (0:11.28)	0:35.69	-10
8	5 BLUE SWIMMER Dale Smith	5	63.7 1400m	0:11.55 400m	1:38.79 [8] (0:13.70)	1:25.09 [1] (0:11.57)	1:13.52 [3] (0:11.56)	1:01.96 [1] (0:12.53)	0:49.43 [1] (0:13.23)	0:36.20 [1] (0:12.40)	0:23.80 [2] (0:11.55)	0:36.20	-4

Scratched: Au Revoir (#6)

[] Ranking at each section and finish
 -:-:- No data available at this section
 NA No data available

SCN Saddle cloth number
 DNF Did not finish
 DNT Did not track



Sunshine Coast Poly Track QLD Professional

Race 4: BOSS Building Maintenance BM58 Handicap - 1600m



24 March 2024 - 14:35

Track Rating: Synthetic, Weather: Overcast, Rail Position: True

Section							200m			Last 600m
Field Times							0:11.63			0:35.34
							(0:11.63)			
Rank	TAB	Horse/Jockey	Barrier	Top Speed [km/h]	Fastest Section	Margin			Distance Travelled [m]	
1	8	TORQUE ESPAGNA Cody Collis	8	66.0 1400m	0:11.31 400m	0:11.51 [4] (0:11.51)	1:37.93			0:34.97
2	2	REDENTE CHOICE Yvette Lewis	2	65.4 400m	0:11.23 400m	0:11.74 [2] (0:11.74)	1L			0:34.79 +1
3	1	MR DUDWEY Jim Byrne	1	64.9 400m	0:11.36 400m	0:11.76 [3] (0:11.76)	1.2L			0:35.33 +1
4	4	ASTERNA VILLA Mark Du Plessis	4	64.4 1400m	0:11.40 400m	0:12.07 [1] (0:12.07)	2.2L			0:35.75 -5
5	9	RUDIMENTARY Adin Thompson	9	67.8 1400m	0:11.08 1400m	0:11.81 [6] (0:11.81)	2.3L			0:35.50 -5
6	7	KASEAR Justin Stanley	7	63.5 400m	0:11.57 400m	0:11.92 [8] (0:11.92)	3.8L			0:35.36 -12
7	3	SEERESS Olivia Webb	3	65.2 400m	0:11.28 400m	0:12.01 [7] (0:12.01)	3.9L			0:35.69 -10
8	5	BLUE SWIMMER Dale Smith	5	63.7 1400m	0:11.55 400m	0:12.25 [5] (0:12.25)	4.7L			0:36.20 -4

Scratched: Au Revoir (#6)

[] Ranking at each section and finish
 -:-:- No data available at this section
 NA No data available

SCN Saddle cloth number
 DNF Did not finish
 DNT Did not track



Horse/Jockey Name	Torque Espagna
Final Rank	1
Fastest Section Time (Section)	0:11.31 (400m)
Top Speed [km/h] (Section)	66.0 (1400m)
Race State	Finished



Sunshine Coast Poly Track QLD Professional

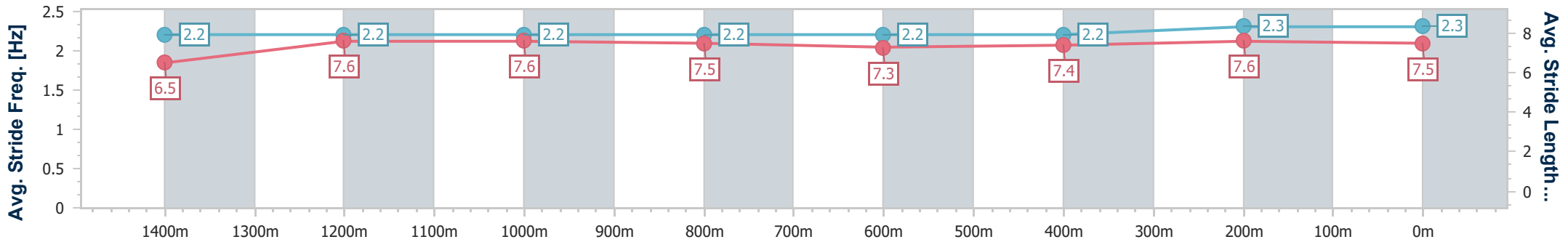
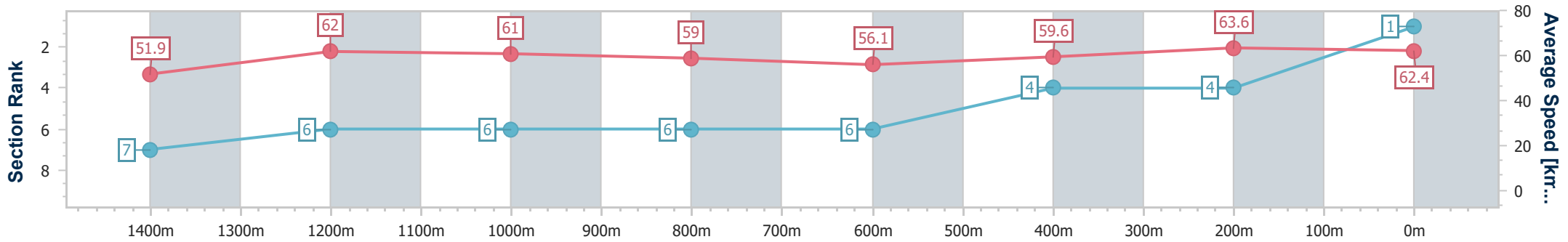
Race 4: BOSS Building Maintenance BM58 Handicap - 1600m



24 March 2024 - 14:35

Track Rating: Synthetic, Weather: Overcast, Rail Position: True

Section	Overall	1400m	1200m	1000m	800m	600m	400m	200m
Section Times	1:37.93 [1] (0:14.18)	1:23.75 [7] (0:11.72)	1:12.03 [6] (0:11.91)	1:00.12 [6] (0:12.20)	0:47.92 [6] (0:12.95)	0:34.97 [6] (0:12.15)	0:22.82 [4] (0:11.31)	0:11.51 [4]
Average Speed [km/h]	51.9	62.0	61.0	59.0	56.1	59.6	63.6	62.4
Top Speed [km/h]	61.7	66.0	62.8	60.3	57.3	62.6	65.0	63.6
Avg. Dist. to Rail [m]	7.3	2.9	2.9	2.5	1.2	0.9	1.9	3.7
Avg. Stride Freq. [Hz]	2.2	2.2	2.2	2.2	2.2	2.2	2.3	2.3
Avg. Stride Length [m]	6.5	7.6	7.6	7.5	7.3	7.4	7.6	7.5



- [] Ranking at each section and finish
- .-.- No data available at this section
- NA No data available



Horse/Jockey Name	Redente Choice
Final Rank	2
Fastest Section Time (Section)	0:11.23 (400m)
Top Speed [km/h] (Section)	65.4 (400m)
Race State	Finished



Sunshine Coast Poly Track QLD Professional

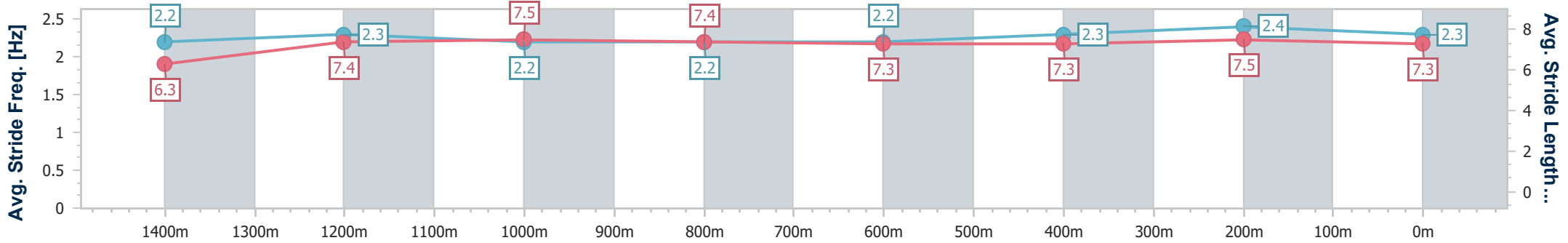
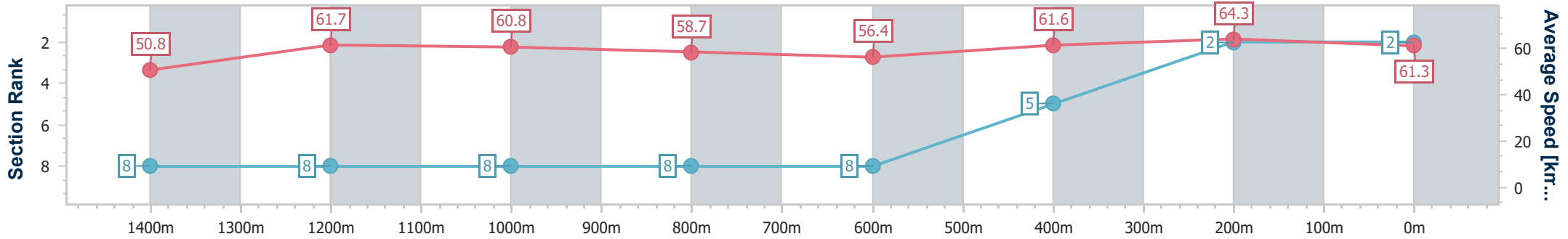
Race 4: BOSS Building Maintenance BM58 Handicap - 1600m



24 March 2024 - 14:35

Track Rating: Synthetic, Weather: Overcast, Rail Position: True

Section	Overall	1400m	1200m	1000m	800m	600m	400m	200m
Section Times	1:38.11 [2] (0:14.38)	1:23.73 [8] (0:11.76)	1:11.97 [8] (0:11.94)	1:00.03 [8] (0:12.24)	0:47.79 [8] (0:13.00)	0:34.79 [8] (0:11.82)	0:22.97 [5] (0:11.23)	0:11.74 [2] (0:11.74)
Average Speed [km/h]	50.8	61.7	60.8	58.7	56.4	61.6	64.3	61.3
Top Speed [km/h]	61.7	63.9	62.1	59.5	61.0	63.7	65.4	63.5
Avg. Dist. to Rail [m]	6.5	1.7	2.2	2.4	2.4	2.1	4.1	5.4
Avg. Stride Freq. [Hz]	2.2	2.3	2.2	2.2	2.2	2.3	2.4	2.3
Avg. Stride Length [m]	6.3	7.4	7.5	7.4	7.3	7.3	7.5	7.3



- [] Ranking at each section and finish
- .-.- No data available at this section
- NA No data available



Horse/Jockey Name	Mr Dudwey
Final Rank	3
Fastest Section Time (Section)	0:11.36 (400m)
Top Speed [km/h] (Section)	64.9 (400m)
Race State	Finished



Sunshine Coast Poly Track QLD Professional

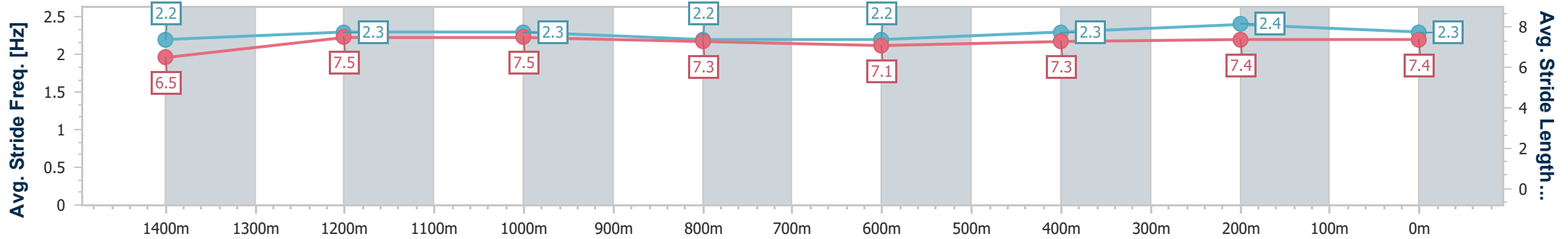
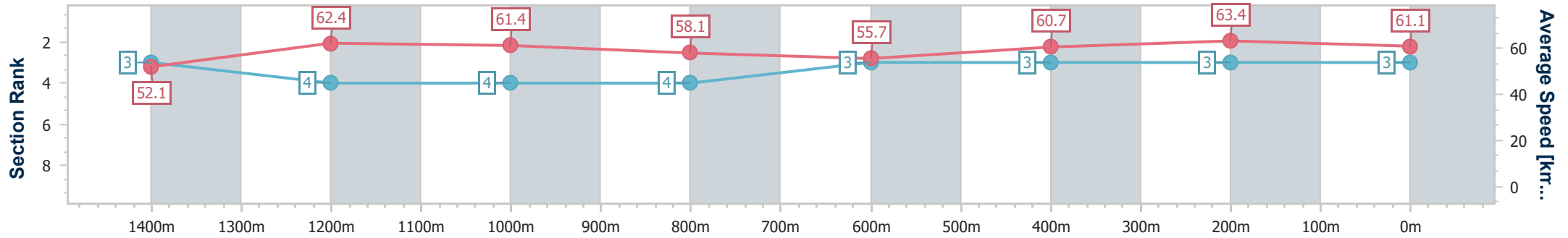
Race 4: BOSS Building Maintenance BM58 Handicap - 1600m



24 March 2024 - 14:35

Track Rating: Synthetic, Weather: Overcast, Rail Position: True

Section	Overall	1400m	1200m	1000m	800m	600m	400m	200m
Section Times	1:38.17 [3] (0:13.93)	1:24.24 [3] (0:11.64)	1:12.60 [4] (0:11.79)	1:00.81 [4] (0:12.38)	0:48.43 [4] (0:13.10)	0:35.33 [3] (0:12.21)	0:23.12 [3] (0:11.36)	0:11.76 [3] (0:11.76)
Average Speed [km/h]	52.1	62.4	61.4	58.1	55.7	60.7	63.4	61.1
Top Speed [km/h]	62.3	63.1	63.3	60.4	57.0	63.9	64.9	62.7
Avg. Dist. to Rail [m]	4.1	1.7	2.0	1.8	2.3	4.0	4.0	3.1
Avg. Stride Freq. [Hz]	2.2	2.3	2.3	2.2	2.2	2.3	2.4	2.3
Avg. Stride Length [m]	6.5	7.5	7.5	7.3	7.1	7.3	7.4	7.4



- [] Ranking at each section and finish
- .-.- No data available at this section
- NA No data available



Horse/Jockey Name	Astern Villa
Final Rank	4
Fastest Section Time (Section)	0:11.40 (400m)
Top Speed [km/h] (Section)	64.4 (1400m)
Race State	Finished



Sunshine Coast Poly Track QLD Professional

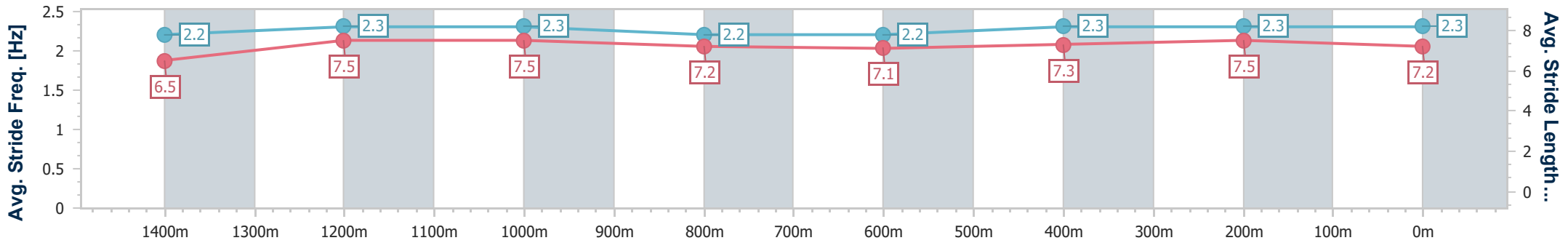
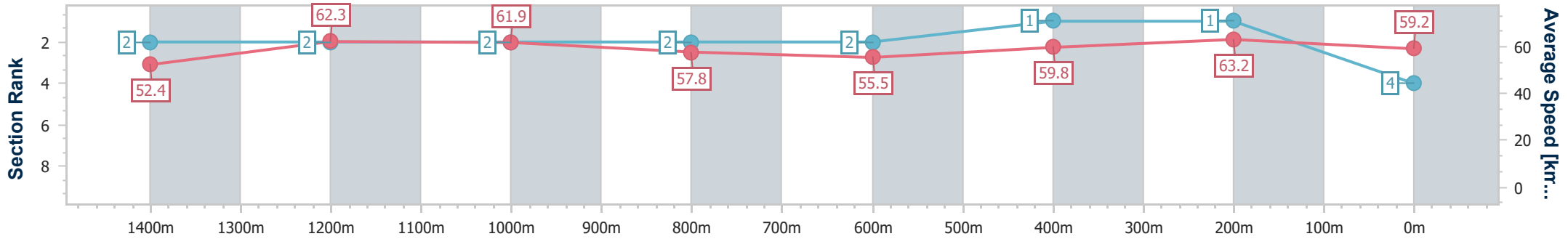
Race 4: BOSS Building Maintenance BM58 Handicap - 1600m



24 March 2024 - 14:35

Track Rating: Synthetic, Weather: Overcast, Rail Position: True

Section	Overall	1400m	1200m	1000m	800m	600m	400m	200m
Section Times	1:38.37 [4] (0:13.71)	1:24.66 [2] (0:11.55)	1:13.11 [2] (0:11.68)	1:01.43 [2] (0:12.47)	0:48.96 [2] (0:13.21)	0:35.75 [2] (0:12.28)	0:23.47 [1] (0:11.40)	0:12.07 [1] (0:12.07)
Average Speed [km/h]	52.4	62.3	61.9	57.8	55.5	59.8	63.2	59.2
Top Speed [km/h]	63.3	64.4	63.5	59.9	56.7	62.8	64.1	62.1
Avg. Dist. to Rail [m]	1.9	0.5	1.6	2.1	2.7	2.9	3.4	1.6
Avg. Stride Freq. [Hz]	2.2	2.3	2.3	2.2	2.2	2.3	2.3	2.3
Avg. Stride Length [m]	6.5	7.5	7.5	7.2	7.1	7.3	7.5	7.2



- [] Ranking at each section and finish
- .-.-.- No data available at this section
- NA No data available



Horse/Jockey Name	Rudimentary
Final Rank	5
Fastest Section Time (Section)	0:11.08 (1400m)
Top Speed [km/h] (Section)	67.8 (1400m)
Race State	Finished



Sunshine Coast Poly Track QLD Professional

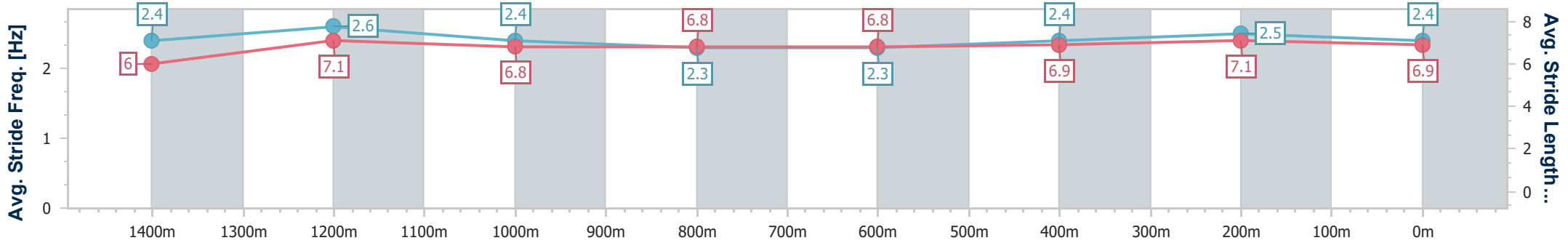
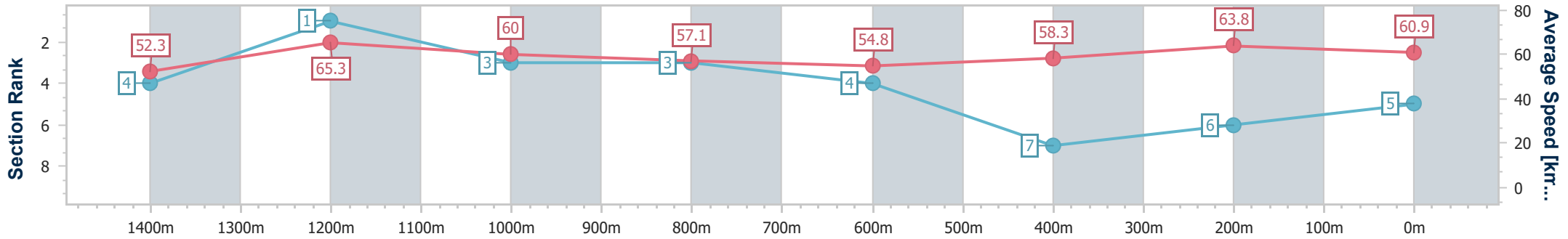
Race 4: BOSS Building Maintenance BM58 Handicap - 1600m



24 March 2024 - 14:35

Track Rating: Synthetic, Weather: Overcast, Rail Position: True

Section	Overall	1400m	1200m	1000m	800m	600m	400m	200m
Section Times	1:38.38 [5] (0:13.96)	1:24.42 [4] (0:11.08)	1:13.34 [1] (0:12.00)	1:01.34 [3] (0:12.62)	0:48.72 [3] (0:13.22)	0:35.50 [4] (0:12.37)	0:23.13 [7] (0:11.32)	0:11.81 [6] (0:11.81)
Average Speed [km/h]	52.3	65.3	60.0	57.1	54.8	58.3	63.8	60.9
Top Speed [km/h]	63.1	67.8	63.8	59.7	55.8	62.1	64.4	63.5
Avg. Dist. to Rail [m]	4.9	2.3	0.7	1.7	0.8	0.3	1.2	0.5
Avg. Stride Freq. [Hz]	2.4	2.6	2.4	2.3	2.3	2.4	2.5	2.4
Avg. Stride Length [m]	6.0	7.1	6.8	6.8	6.8	6.9	7.1	6.9



- [] Ranking at each section and finish
- .-.- No data available at this section
- NA No data available



Horse/Jockey Name	Kasear
Final Rank	6
Fastest Section Time (Section)	0:11.57 (400m)
Top Speed [km/h] (Section)	63.5 (400m)
Race State	Finished



Sunshine Coast Poly Track QLD Professional

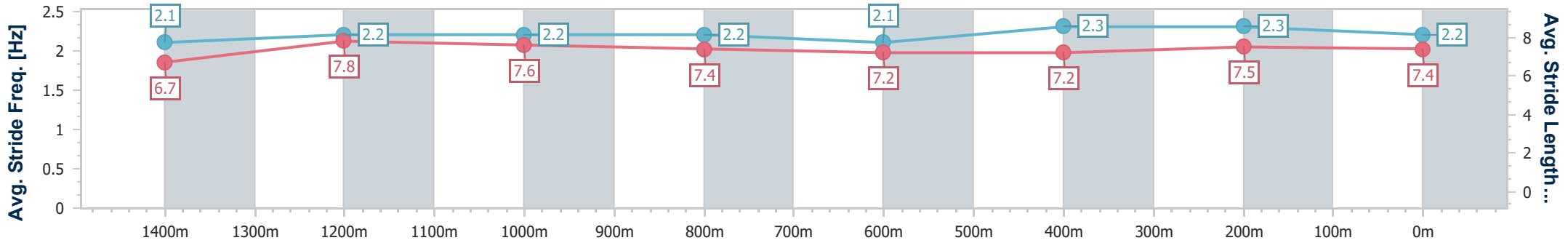
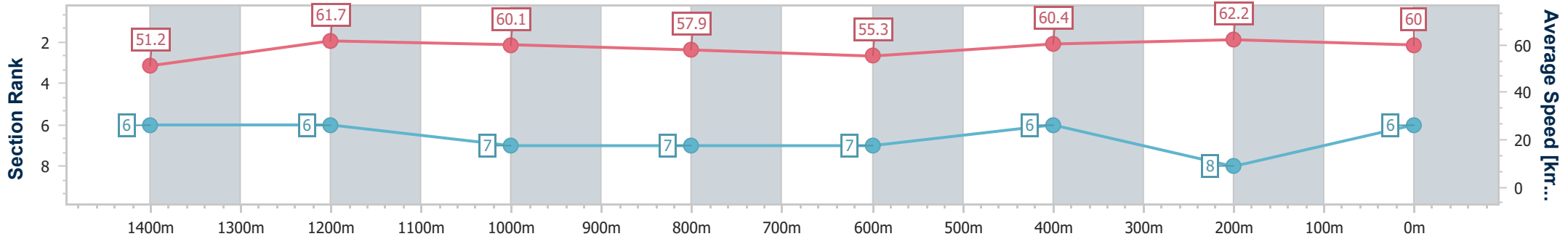
Race 4: BOSS Building Maintenance BM58 Handicap - 1600m



24 March 2024 - 14:35

Track Rating: Synthetic, Weather: Overcast, Rail Position: True

Section	Overall	1400m	1200m	1000m	800m	600m	400m	200m
Section Times	1:38.64 [6] (0:14.16)	1:24.48 [6] (0:11.74)	1:12.74 [6] (0:12.00)	1:00.74 [7] (0:12.41)	0:48.33 [7] (0:12.97)	0:35.36 [7] (0:11.87)	0:23.49 [6] (0:11.57)	0:11.92 [8] (0:11.92)
Average Speed [km/h]	51.2	61.7	60.1	57.9	55.3	60.4	62.2	60.0
Top Speed [km/h]	61.6	62.8	62.2	60.0	56.4	62.6	63.5	60.9
Avg. Dist. to Rail [m]	4.9	1.0	0.3	0.6	0.9	1.5	3.4	4.7
Avg. Stride Freq. [Hz]	2.1	2.2	2.2	2.2	2.1	2.3	2.3	2.2
Avg. Stride Length [m]	6.7	7.8	7.6	7.4	7.2	7.2	7.5	7.4



- [] Ranking at each section and finish
- .-.- No data available at this section
- NA No data available



Horse/Jockey Name	Seeress
Final Rank	7
Fastest Section Time (Section)	0:11.28 (400m)
Top Speed [km/h] (Section)	65.2 (400m)
Race State	Finished



Sunshine Coast Poly Track QLD Professional

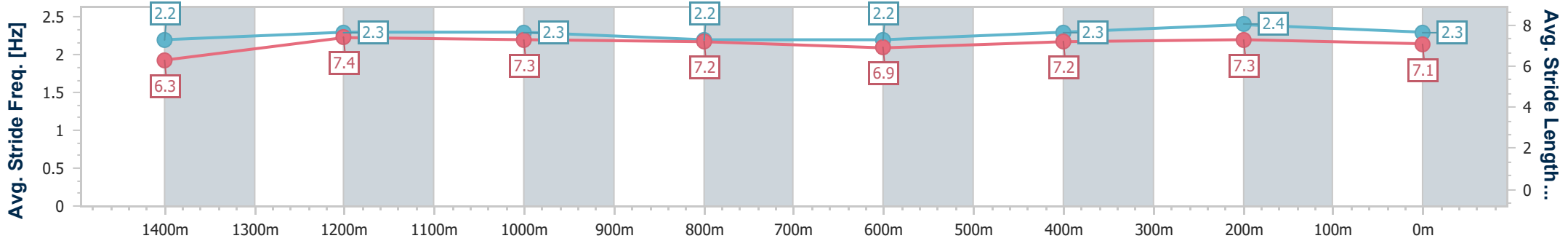
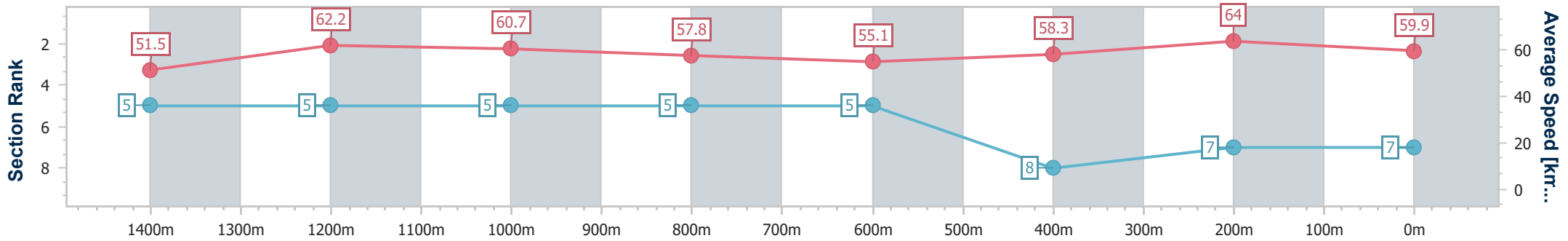
Race 4: BOSS Building Maintenance BM58 Handicap - 1600m



24 March 2024 - 14:35

Track Rating: Synthetic, Weather: Overcast, Rail Position: True

Section	Overall	1400m	1200m	1000m	800m	600m	400m	200m
Section Times	1:38.65 [7] (0:14.03)	1:24.62 [5] (0:11.56)	1:13.06 [5] (0:11.88)	1:01.18 [5] (0:12.43)	0:48.75 [5] (0:13.06)	0:35.69 [5] (0:12.40)	0:23.29 [8] (0:11.28)	0:12.01 [7] (0:12.01)
Average Speed [km/h]	51.5	62.2	60.7	57.8	55.1	58.3	64.0	59.9
Top Speed [km/h]	64.0	63.6	62.4	59.8	55.8	62.2	65.2	64.4
Avg. Dist. to Rail [m]	2.6	0.2	0.2	0.2	0.2	0.7	0.5	1.1
Avg. Stride Freq. [Hz]	2.2	2.3	2.3	2.2	2.2	2.3	2.4	2.3
Avg. Stride Length [m]	6.3	7.4	7.3	7.2	6.9	7.2	7.3	7.1



- [] Ranking at each section and finish
- .-.- No data available at this section
- NA No data available



Horse/Jockey Name	Blue Swimmer
Final Rank	8
Fastest Section Time (Section)	0:11.55 (400m)
Top Speed [km/h] (Section)	63.7 (1400m)
Race State	Finished



Sunshine Coast Poly Track QLD Professional

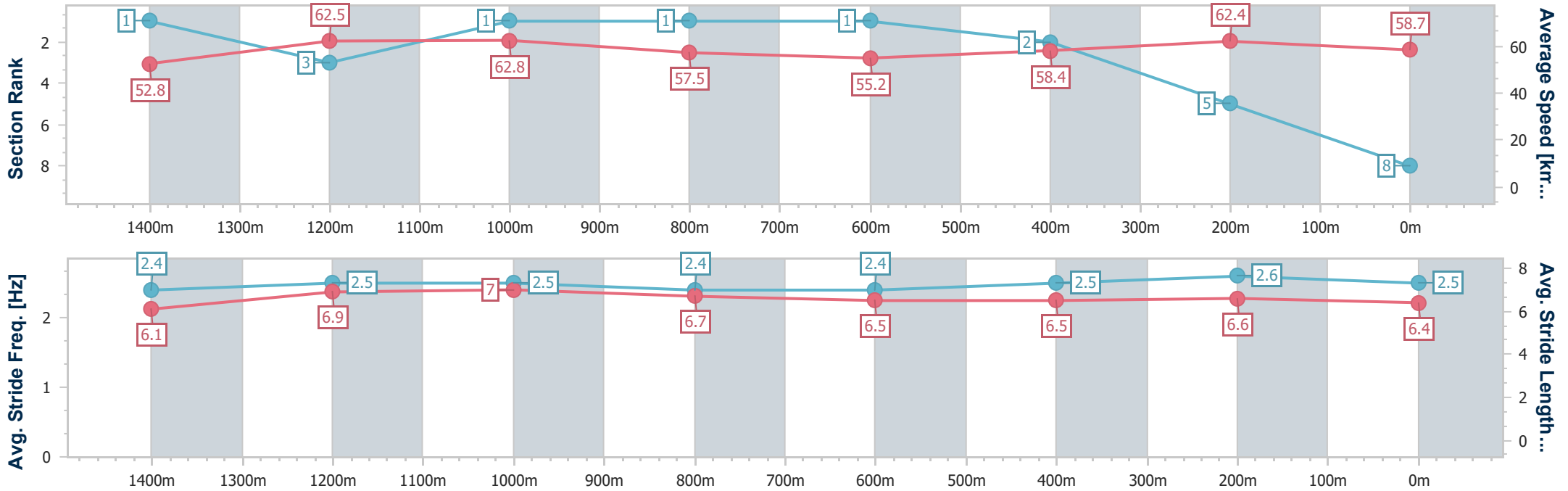
Race 4: BOSS Building Maintenance BM58 Handicap - 1600m



24 March 2024 - 14:35

Track Rating: Synthetic, Weather: Overcast, Rail Position: True

Section	Overall	1400m	1200m	1000m	800m	600m	400m	200m
Section Times	1:38.79 [8] (0:13.70)	1:25.09 [1] (0:11.57)	1:13.52 [3] (0:11.56)	1:01.96 [1] (0:12.53)	0:49.43 [1] (0:13.23)	0:36.20 [1] (0:12.40)	0:23.80 [2] (0:11.55)	0:12.25 [5] (0:12.25)
Average Speed [km/h]	52.8	62.5	62.8	57.5	55.2	58.4	62.4	58.7
Top Speed [km/h]	62.9	63.7	63.6	61.2	56.4	62.2	63.5	62.3
Avg. Dist. to Rail [m]	2.6	2.2	3.6	2.4	1.5	1.2	0.7	0.7
Avg. Stride Freq. [Hz]	2.4	2.5	2.5	2.4	2.4	2.5	2.6	2.5
Avg. Stride Length [m]	6.1	6.9	7.0	6.7	6.5	6.5	6.6	6.4



- [] Ranking at each section and finish
- .-.- No data available at this section
- NA No data available



Sunshine Coast Poly Track QLD Professional

Race 5: Go Transit Media Group BM62 Handicap - 1100m

24 March 2024 - 15:20



Track Rating: Synthetic, Weather: Overcast, Rail Position: True

Section		Overall	1000m	800m	600m	400m	200m	Last 600m					
Field Times		1:04.56 (0:08.10)	0:56.46 (0:10.88)	0:45.58 (0:11.12)	0:34.46 (0:11.53)	0:22.93 (0:11.25)	0:11.68 (0:11.68)	0:34.46					
Rank	TAB Horse/Jockey	Barrier	Top Speed [km/h]	Fastest Section							Margin	Distance Travelled [m]	
1	2 RUSTIC BOOM Michael Rodd	2	66.8 1000m	0:08.10 Overall	1:04.56 [1] (0:08.10)	0:56.46 [1] (0:11.10)	0:45.36 [5] (0:11.19)	0:34.17 [3] (0:11.36)	0:22.81 [2] (0:11.13)	0:11.68 [1] (0:11.68)	1:04.56	0:34.17	
2	1 DIVINE OKAY Cody Collis	1	67.6 1000m	0:08.14 Overall	1:05.13 [2] (0:08.14)	0:56.99 [3] (0:10.85)	0:46.14 [2] (0:11.11)	0:35.03 [1] (0:11.53)	0:23.50 [1] (0:11.39)	0:12.11 [2] (0:12.11)	3.3L	0:35.03	+1
3	9 ONE IN ALL Nikita Beriman	9	67.0 1000m	0:08.45 Overall	1:05.22 [3] (0:08.45)	0:56.77 [6] (0:10.93)	0:45.84 [6] (0:11.35)	0:34.49 [6] (0:11.48)	0:23.01 [6] (0:11.23)	0:11.78 [4] (0:11.78)	3.7L	0:34.49	+6
4	6 IRON POWER Nathan Thomas	6	68.2 1000m	0:08.26 Overall	1:05.77 [4] (0:08.26)	0:57.51 [5] (0:10.90)	0:46.61 [4] (0:11.29)	0:35.32 [5] (0:11.58)	0:23.74 [5] (0:11.55)	0:12.19 [6] (0:12.19)	7L	0:35.32	+5
5	3 EUPHRATES DREAM Jai Williams	3	68.7 1000m	0:08.15 Overall	1:05.79 [5] (0:08.15)	0:57.64 [4] (0:10.83)	0:46.81 [1] (0:11.31)	0:35.50 [2] (0:11.57)	0:23.93 [4] (0:11.63)	0:12.30 [5] (0:12.30)	7.1L	0:35.50	+4
6	11 BEST SONG Justin Stanley	11	67.9 1000m	0:08.12 Overall	1:05.93 [6] (0:08.12)	0:57.81 [2] (0:10.87)	0:46.94 [3] (0:11.45)	0:35.49 [4] (0:11.37)	0:24.12 [3] (0:11.50)	0:12.62 [3] (0:12.62)	7.9L	0:35.49	+4
7	8 DAINTREE DREAMING Robbie Dolan	8	66.9 1000m	0:08.49 Overall	1:05.95 [7] (0:08.49)	0:57.46 [7] (0:11.09)	0:46.37 [7] (0:11.33)	0:35.04 [7] (0:11.46)	0:23.58 [7] (0:11.39)	0:12.19 [7] (0:12.19)	8L	0:35.04	-1

Scratched: Bonded Affair (#4), Island Tide (#10), Galactic Legend (#5), London Point (#7)



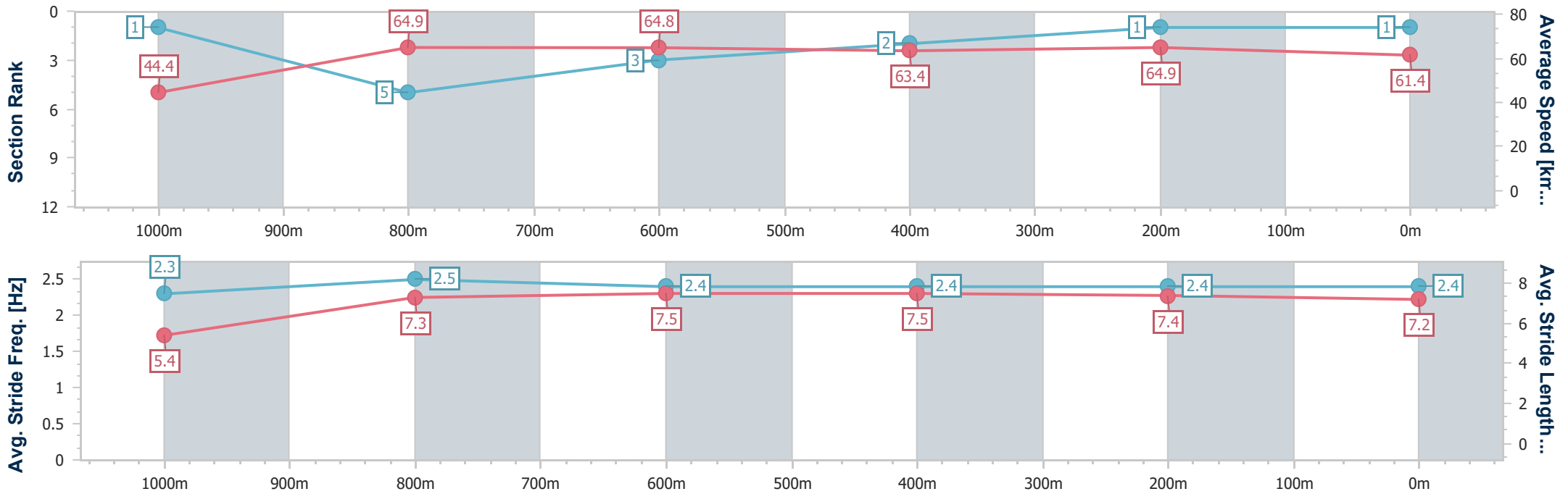
Horse/Jockey Name	Rustic Boom
Final Rank	1
Fastest Section Time (Section)	0:08.10 (Overall)
Top Speed [km/h] (Section)	66.8 (1000m)
Race State	Finished



Sunshine Coast Poly Track QLD Professional
 Race 5: Go Transit Media Group BM62 Handicap - 1100m
 24 March 2024 - 15:20
 Track Rating: Synthetic, Weather: Overcast, Rail Position: True



Section	Overall	1000m	800m	600m	400m	200m
Section Times	1:04.56 [1] (0:08.10)	0:56.46 [1] (0:11.10)	0:45.36 [5] (0:11.19)	0:34.17 [3] (0:11.36)	0:22.81 [2] (0:11.13)	0:11.68 [1] (0:11.68)
Average Speed [km/h]	44.4	64.9	64.8	63.4	64.9	61.4
Top Speed [km/h]	61.5	66.8	66.0	65.0	65.5	64.8
Avg. Dist. to Rail [m]	5.4	2.8	0.9	0.4	1.9	4.3
Avg. Stride Freq. [Hz]	2.3	2.5	2.4	2.4	2.4	2.4
Avg. Stride Length [m]	5.4	7.3	7.5	7.5	7.4	7.2



- [] Ranking at each section and finish
- .-.- No data available at this section
- NA No data available



Horse/Jockey Name	Divine Okay
Final Rank	2
Fastest Section Time (Section)	0:08.14 (Overall)
Top Speed [km/h] (Section)	67.6 (1000m)
Race State	Finished



Sunshine Coast Poly Track QLD Professional

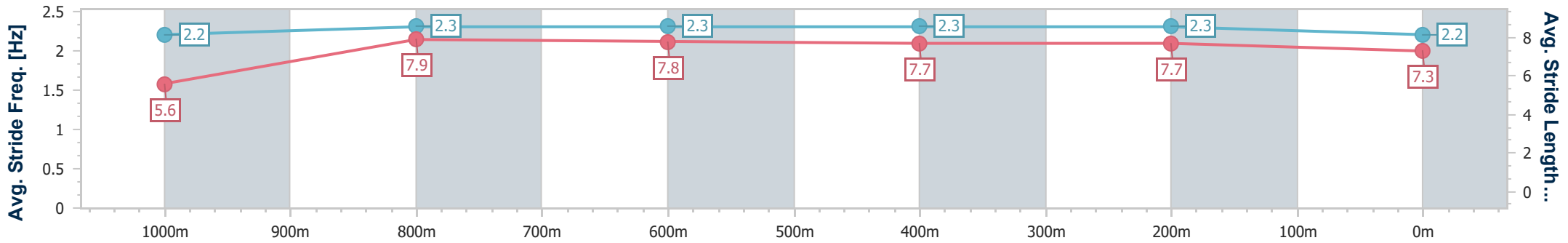
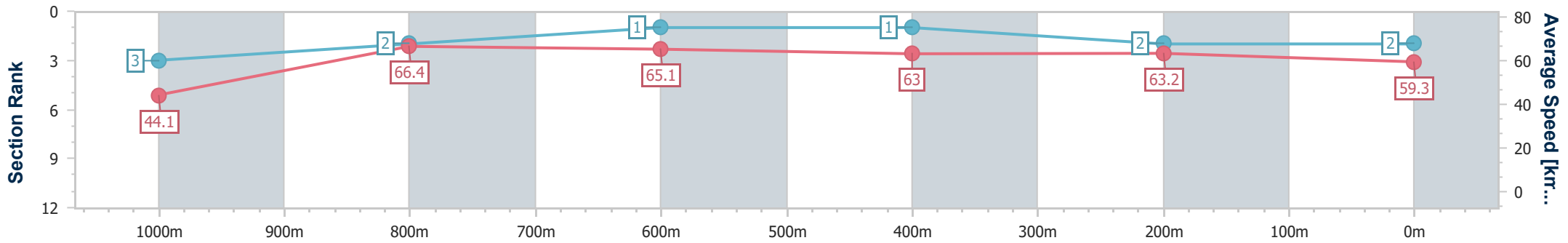
Race 5: Go Transit Media Group BM62 Handicap - 1100m



24 March 2024 - 15:20

Track Rating: Synthetic, Weather: Overcast, Rail Position: True

Section	Overall	1000m	800m	600m	400m	200m
Section Times	1:05.13 [2] (0:08.14)	0:56.99 [3] (0:10.85)	0:46.14 [2] (0:11.11)	0:35.03 [1] (0:11.53)	0:23.50 [1] (0:11.39)	0:12.11 [2]
Average Speed [km/h]	44.1	66.4	65.1	63.0	63.2	59.3
Top Speed [km/h]	63.8	67.6	66.7	63.8	63.9	61.8
Avg. Dist. to Rail [m]	3.1	1.8	1.1	0.8	0.5	1.7
Avg. Stride Freq. [Hz]	2.2	2.3	2.3	2.3	2.3	2.2
Avg. Stride Length [m]	5.6	7.9	7.8	7.7	7.7	7.3



- [] Ranking at each section and finish
- .-.- No data available at this section
- NA No data available



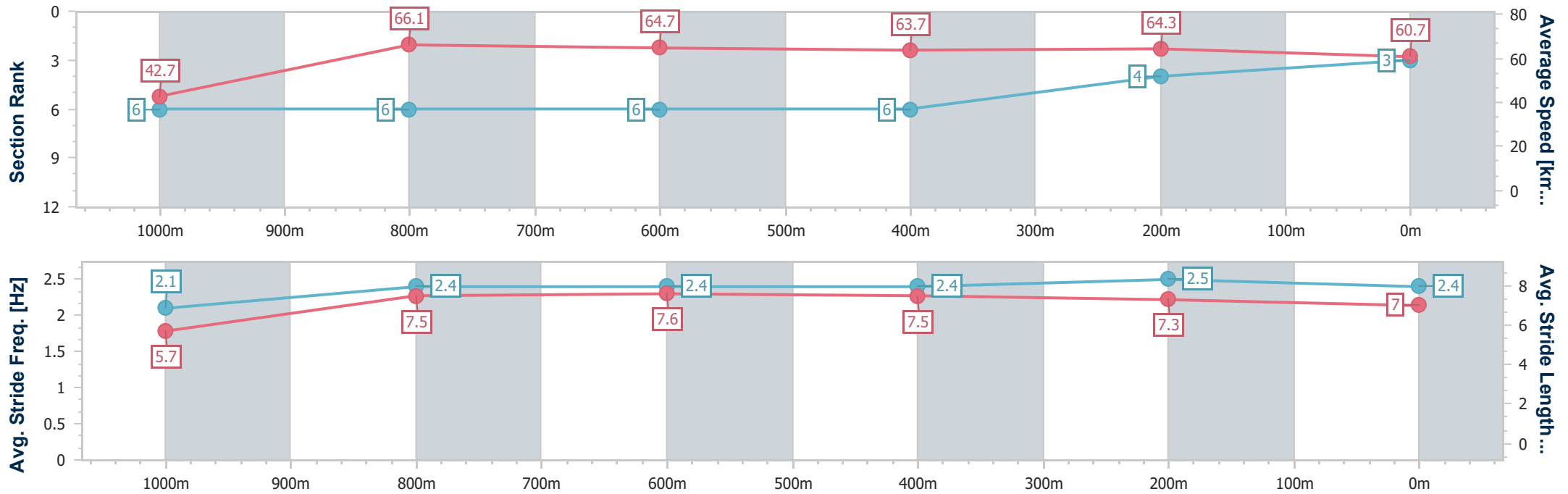
Horse/Jockey Name	One In All
Final Rank	3
Fastest Section Time (Section)	0:08.45 (Overall)
Top Speed [km/h] (Section)	67.0 (1000m)
Race State	Finished



Sunshine Coast Poly Track QLD Professional
 Race 5: Go Transit Media Group BM62 Handicap - 1100m
 24 March 2024 - 15:20
 Track Rating: Synthetic, Weather: Overcast, Rail Position: True



Section	Overall	1000m	800m	600m	400m	200m
Section Times	1:05.22 [3] (0:08.45)	0:56.77 [6] (0:10.93)	0:45.84 [6] (0:11.35)	0:34.49 [6] (0:11.48)	0:23.01 [6] (0:11.23)	0:11.78 [4]
Average Speed [km/h]	42.7	66.1	64.7	63.7	64.3	60.7
Top Speed [km/h]	62.1	67.0	65.9	65.4	64.9	62.6
Avg. Dist. to Rail [m]	8.3	2.9	2.8	2.8	4.3	5.0
Avg. Stride Freq. [Hz]	2.1	2.4	2.4	2.4	2.5	2.4
Avg. Stride Length [m]	5.7	7.5	7.6	7.5	7.3	7.0



- [] Ranking at each section and finish
- .-.- No data available at this section
- NA No data available



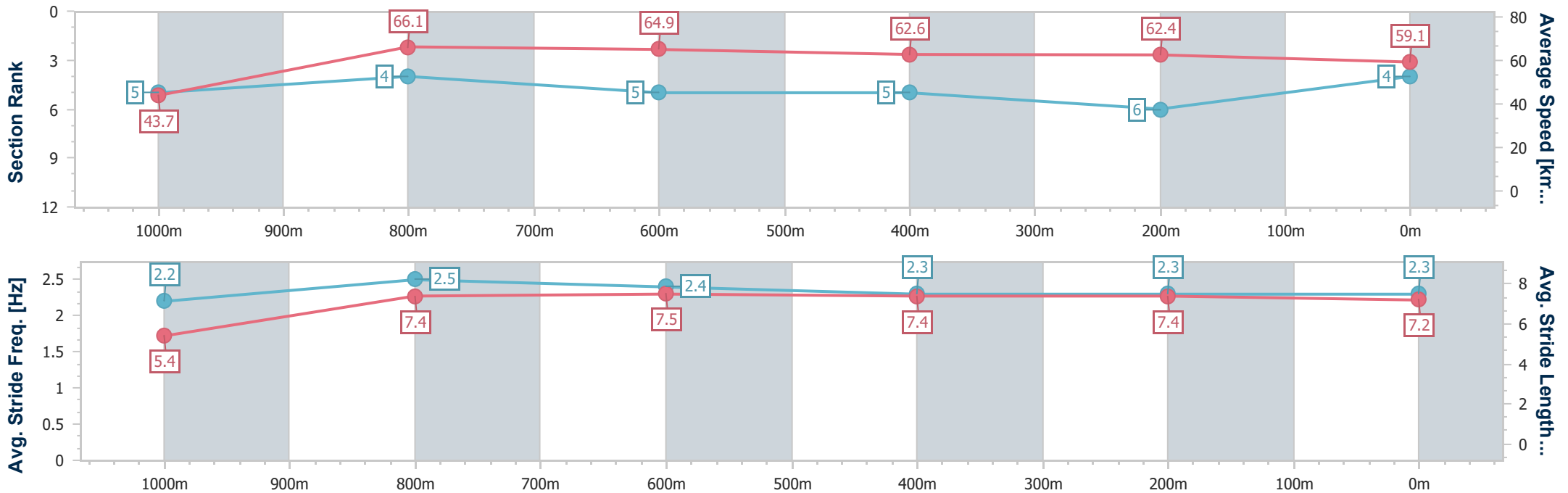
Horse/Jockey Name	Iron Power
Final Rank	4
Fastest Section Time (Section)	0:08.26 (Overall)
Top Speed [km/h] (Section)	68.2 (1000m)
Race State	Finished



Sunshine Coast Poly Track QLD Professional
 Race 5: Go Transit Media Group BM62 Handicap - 1100m
 24 March 2024 - 15:20
 Track Rating: Synthetic, Weather: Overcast, Rail Position: True



Section	Overall	1000m	800m	600m	400m	200m
Section Times	1:05.77 [4] (0:08.26)	0:57.51 [5] (0:10.90)	0:46.61 [4] (0:11.29)	0:35.32 [5] (0:11.58)	0:23.74 [5] (0:11.55)	0:12.19 [6] (0:12.19)
Average Speed [km/h]	43.7	66.1	64.9	62.6	62.4	59.1
Top Speed [km/h]	62.4	68.2	67.9	63.3	63.3	60.5
Avg. Dist. to Rail [m]	6.3	3.9	2.5	1.4	2.8	5.7
Avg. Stride Freq. [Hz]	2.2	2.5	2.4	2.3	2.3	2.3
Avg. Stride Length [m]	5.4	7.4	7.5	7.4	7.4	7.2



- [] Ranking at each section and finish
- .-.- No data available at this section
- NA No data available



Horse/Jockey Name	Euphrates Dream
Final Rank	5
Fastest Section Time (Section)	0:08.15 (Overall)
Top Speed [km/h] (Section)	68.7 (1000m)
Race State	Finished



Sunshine Coast Poly Track QLD Professional

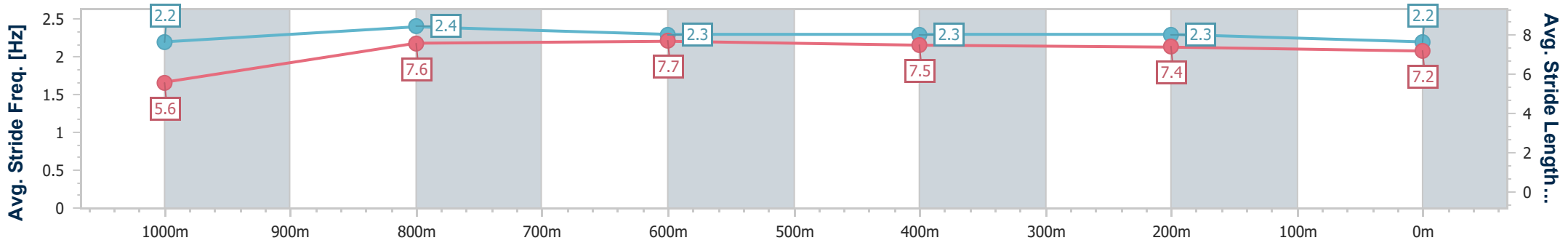
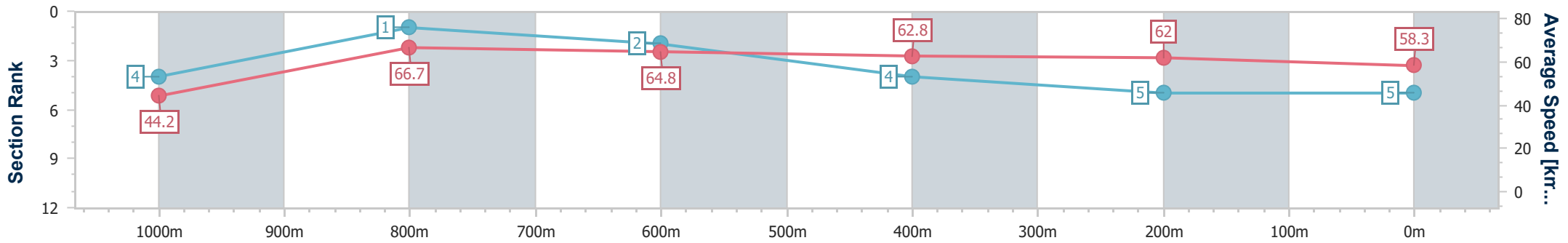
Race 5: Go Transit Media Group BM62 Handicap - 1100m



24 March 2024 - 15:20

Track Rating: Synthetic, Weather: Overcast, Rail Position: True

Section	Overall	1000m	800m	600m	400m	200m
Section Times	1:05.79 [5] (0:08.15)	0:57.64 [4] (0:10.83)	0:46.81 [1] (0:11.31)	0:35.50 [2] (0:11.57)	0:23.93 [4] (0:11.63)	0:12.30 [5] (0:12.30)
Average Speed [km/h]	44.2	66.7	64.8	62.8	62.0	58.3
Top Speed [km/h]	63.4	68.7	66.6	64.0	63.6	59.8
Avg. Dist. to Rail [m]	6.8	4.8	2.8	1.6	2.1	2.0
Avg. Stride Freq. [Hz]	2.2	2.4	2.3	2.3	2.3	2.2
Avg. Stride Length [m]	5.6	7.6	7.7	7.5	7.4	7.2



- [] Ranking at each section and finish
- .-.- No data available at this section
- NA No data available



Horse/Jockey Name	Best Song
Final Rank	6
Fastest Section Time (Section)	0:08.12 (Overall)
Top Speed [km/h] (Section)	67.9 (1000m)
Race State	Finished



Sunshine Coast Poly Track QLD Professional

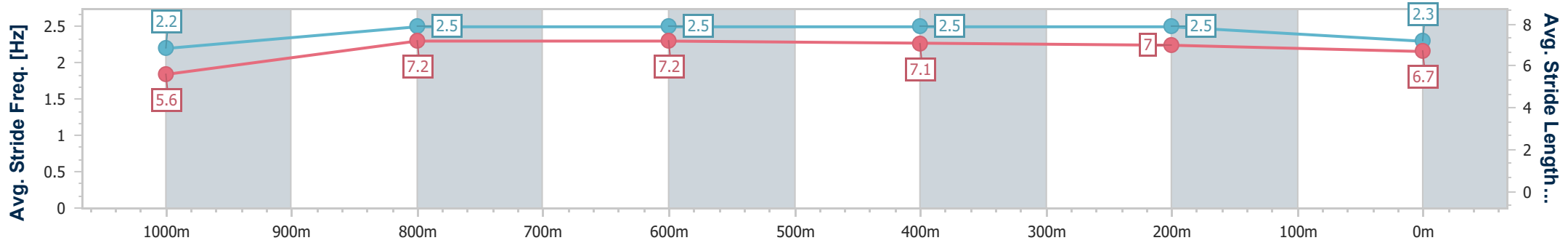
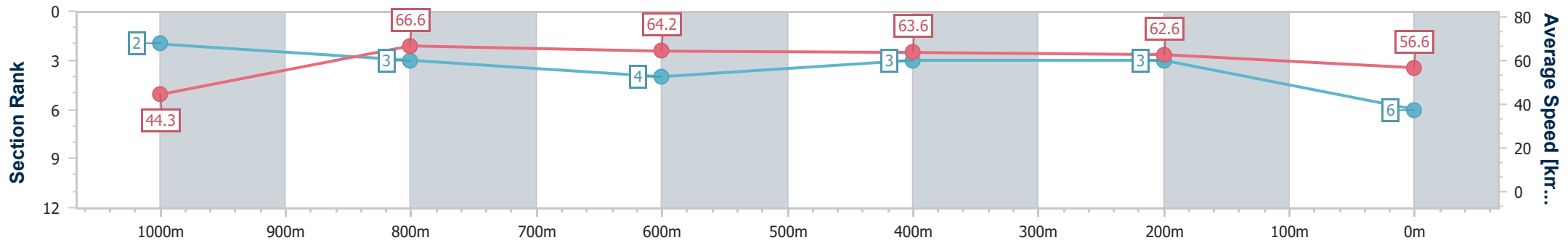
Race 5: Go Transit Media Group BM62 Handicap - 1100m



24 March 2024 - 15:20

Track Rating: Synthetic, Weather: Overcast, Rail Position: True

Section	Overall	1000m	800m	600m	400m	200m
Section Times	1:05.93 [6] (0:08.12)	0:57.81 [2] (0:10.87)	0:46.94 [3] (0:11.45)	0:35.49 [4] (0:11.37)	0:24.12 [3] (0:11.50)	0:12.62 [3] (0:12.62)
Average Speed [km/h]	44.3	66.6	64.2	63.6	62.6	56.6
Top Speed [km/h]	62.3	67.9	65.5	64.4	64.8	60.4
Avg. Dist. to Rail [m]	8.0	5.3	3.1	0.7	2.3	3.7
Avg. Stride Freq. [Hz]	2.2	2.5	2.5	2.5	2.5	2.3
Avg. Stride Length [m]	5.6	7.2	7.2	7.1	7.0	6.7



- [] Ranking at each section and finish
- .-.- No data available at this section
- NA No data available



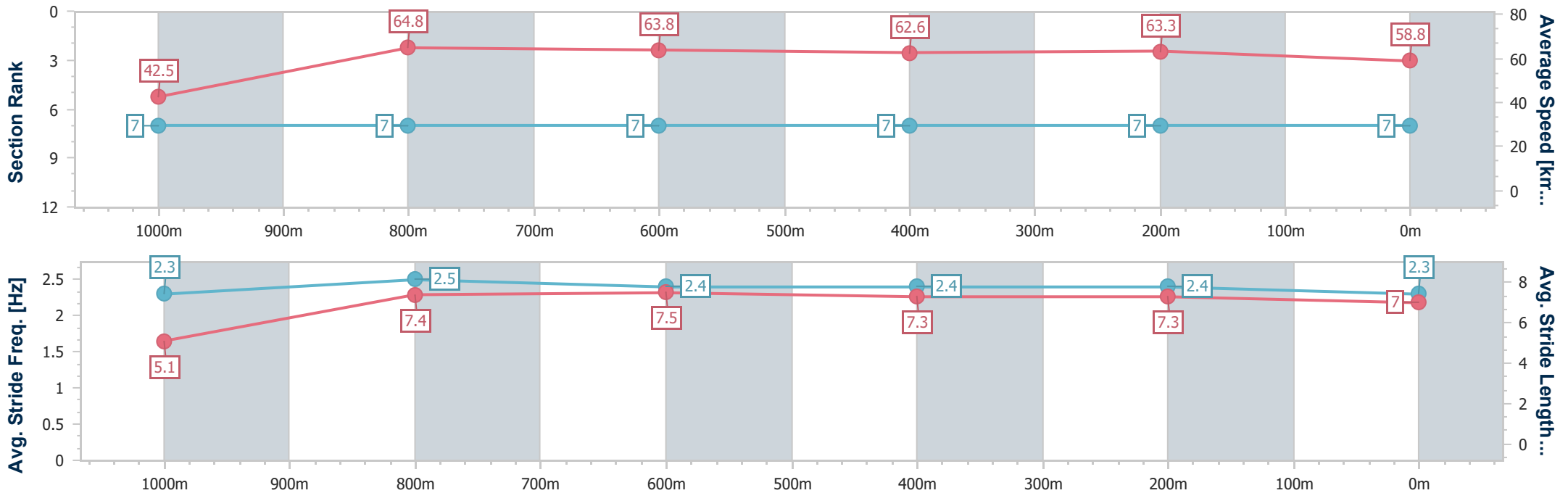
Horse/Jockey Name	Daintree Dreaming
Final Rank	7
Fastest Section Time (Section)	0:08.49 (Overall)
Top Speed [km/h] (Section)	66.9 (1000m)
Race State	Finished



Sunshine Coast Poly Track QLD Professional
 Race 5: Go Transit Media Group BM62 Handicap - 1100m
 24 March 2024 - 15:20
 Track Rating: Synthetic, Weather: Overcast, Rail Position: True



Section	Overall	1000m	800m	600m	400m	200m
Section Times	1:05.95 [7] (0:08.49)	0:57.46 [7] (0:11.09)	0:46.37 [7] (0:11.33)	0:35.04 [7] (0:11.46)	0:23.58 [7] (0:11.39)	0:12.19 [7] (0:12.19)
Average Speed [km/h]	42.5	64.8	63.8	62.6	63.3	58.8
Top Speed [km/h]	61.9	66.9	65.4	64.6	64.2	60.9
Avg. Dist. to Rail [m]	3.8	1.8	0.9	0.6	0.8	1.2
Avg. Stride Freq. [Hz]	2.3	2.5	2.4	2.4	2.4	2.3
Avg. Stride Length [m]	5.1	7.4	7.5	7.3	7.3	7.0



- [] Ranking at each section and finish
- .-.- No data available at this section
- NA No data available



Sunshine Coast Poly Track QLD Professional

Race 6: TAB BM55 Handicap - 1000m

24 March 2024 - 16:01



Track Rating: Synthetic, Weather: Overcast, Rail Position: True

Section		Overall	800m	600m	400m	200m	Last 600m					
Field Times		0:58.56 (0:13.42)	0:45.14 (0:11.27)	0:33.87 (0:11.09)	0:22.78 (0:11.17)	0:11.61 (0:11.61)	0:33.87					
Rank	TAB Horse/Jockey	Barrier	Top Speed [km/h]	Fastest Section	Margin					Distance Travelled [m]		
1	6 TOW THE LINE Cody Collis	6	67.5 800m	0:10.93 400m	0:58.56 [1] (0:13.57)	0:44.99 [3] (0:11.18)	0:33.81 [2] (0:11.30)	0:22.51 [2] (0:10.93)	0:11.58 [2] (0:11.58)	0:58.56	0:33.81	
2	9 TORQUE ABOUT MAGIC Michael Rodd	9	66.8 600m	0:10.97 400m	0:58.89 [2] (0:13.82)	0:45.07 [4] (0:11.23)	0:33.84 [5] (0:11.06)	0:22.78 [3] (0:10.97)	0:11.81 [3] (0:11.81)	1.8L	0:33.84	-5
3	5 STEP ON FIRE Emily Lang	5	66.6 600m	0:10.99 400m	0:59.12 [3] (0:14.02)	0:45.10 [6] (0:11.31)	0:33.79 [6] (0:11.01)	0:22.78 [6] (0:10.99)	0:11.79 [4] (0:11.79)	3.1L	0:33.79	-6
4	4 ISLAND TIDE Cejay Graham	4	66.5 600m	0:11.09 600m	0:59.21 [4] (0:13.42)	0:45.79 [1] (0:11.27)	0:34.52 [1] (0:11.09)	0:23.43 [1] (0:11.17)	0:12.26 [1] (0:12.26)	3.5L	0:34.52	-6
5	7 CITY CHICK Jim Byrne	7	66.8 Overall	0:11.22 400m	0:59.25 [5] (0:13.52)	0:45.73 [2] (0:11.33)	0:34.40 [3] (0:11.28)	0:23.12 [4] (0:11.22)	0:11.90 [5] (0:11.90)	3.7L	0:34.40	+4
6	13 TANTRUMS Dale Smith	13	68.9 800m	0:10.99 800m	0:59.62 [6] (0:14.01)	0:45.61 [5] (0:10.99)	0:34.62 [4] (0:11.28)	0:23.34 [5] (0:11.15)	0:12.19 [6] (0:12.19)	5.7L	0:34.62	+1

Scratched: Iron Power (#2), Just Looking (#8), Grandeur Rose (#14), Torre Egger (#10), Galactic Legend (#1), Seiryu (#11), Becamo (#12), Evelyn's Joy (#3)

[] Ranking at each section and finish
 -:-:- No data available at this section
 NA No data available

SCN Saddle cloth number
 DNF Did not finish
 DNT Did not track



Horse/Jockey Name	Tow The Line
Final Rank	1
Fastest Section Time (Section)	0:10.93 (400m)
Top Speed [km/h] (Section)	67.5 (800m)
Race State	Finished



Sunshine Coast Poly Track QLD Professional

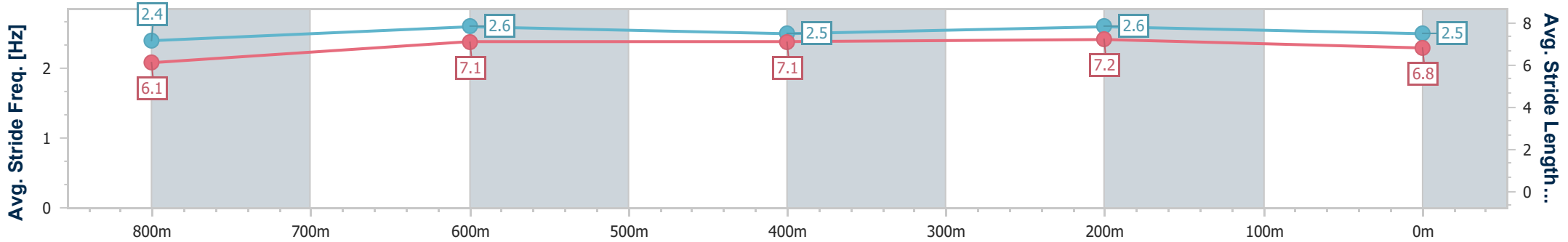
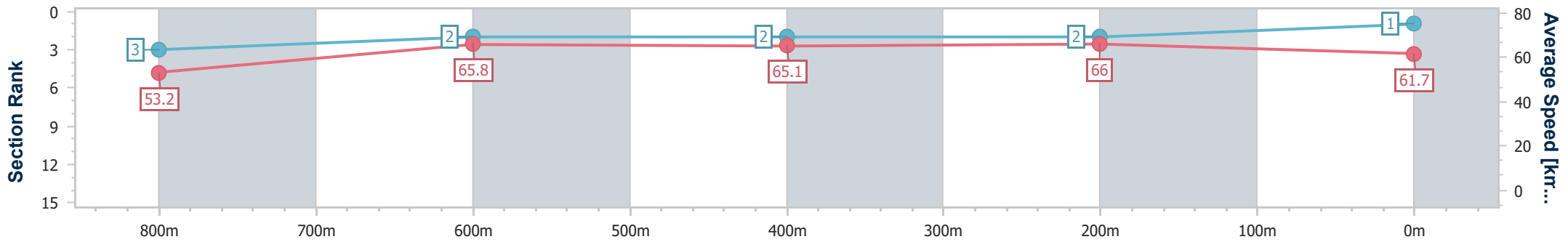
Race 6: TAB BM55 Handicap - 1000m

24 March 2024 - 16:01

Track Rating: Synthetic, Weather: Overcast, Rail Position: True



Section	Overall	800m	600m	400m	200m
Section Times	0:58.56 [1] (0:13.57)	0:44.99 [3] (0:11.18)	0:33.81 [2] (0:11.30)	0:22.51 [2] (0:10.93)	0:11.58 [2] (0:11.58)
Average Speed [km/h]	53.2	65.8	65.1	66.0	61.7
Top Speed [km/h]	67.4	67.5	65.9	66.6	63.9
Avg. Dist. to Rail [m]	3.5	3.5	3.0	2.7	2.3
Avg. Stride Freq. [Hz]	2.4	2.6	2.5	2.6	2.5
Avg. Stride Length [m]	6.1	7.1	7.1	7.2	6.8



- [] Ranking at each section and finish
- .-.- No data available at this section
- NA No data available



Horse/Jockey Name	Torque About Magic
Final Rank	2
Fastest Section Time (Section)	0:10.97 (400m)
Top Speed [km/h] (Section)	66.8 (600m)
Race State	Finished



Sunshine Coast Poly Track QLD Professional

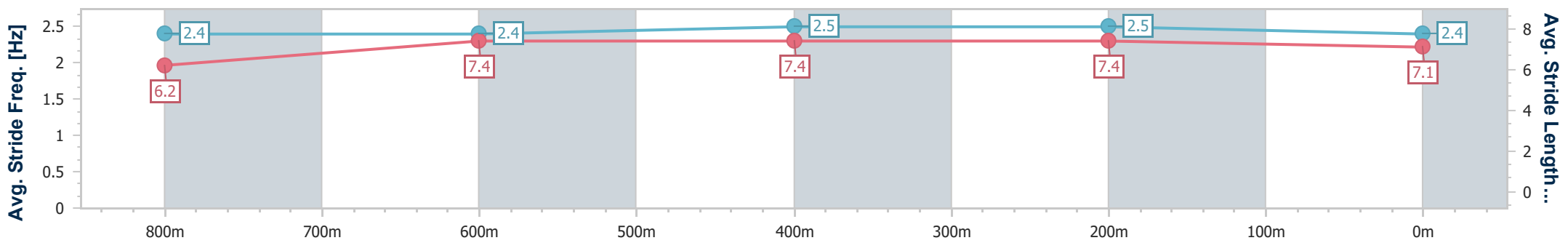
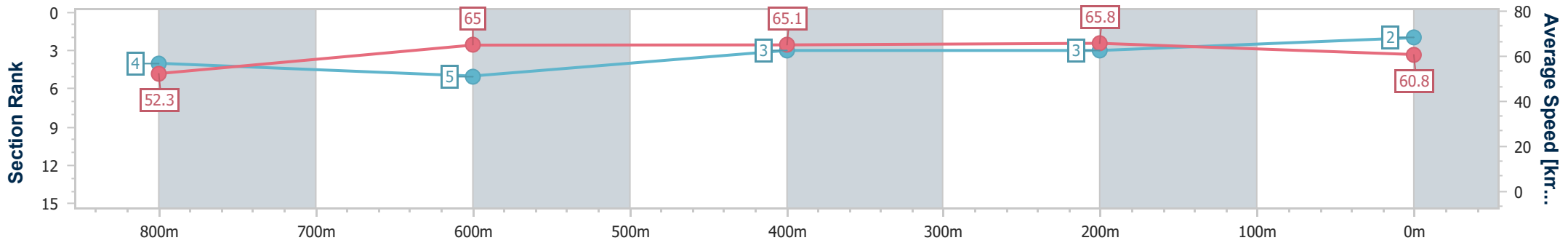
Race 6: TAB BM55 Handicap - 1000m

24 March 2024 - 16:01

Track Rating: Synthetic, Weather: Overcast, Rail Position: True



Section	Overall	800m	600m	400m	200m
Section Times	0:58.89 [2] (0:13.82)	0:45.07 [4] (0:11.23)	0:33.84 [5] (0:11.06)	0:22.78 [3] (0:10.97)	0:11.81 [3] (0:11.81)
Average Speed [km/h]	52.3	65.0	65.1	65.8	60.8
Top Speed [km/h]	64.4	66.1	66.8	66.5	63.6
Avg. Dist. to Rail [m]	4.8	1.8	0.6	1.5	1.4
Avg. Stride Freq. [Hz]	2.4	2.4	2.5	2.5	2.4
Avg. Stride Length [m]	6.2	7.4	7.4	7.4	7.1



- [] Ranking at each section and finish
- .-.- No data available at this section
- NA No data available



Horse/Jockey Name	Step On Fire
Final Rank	3
Fastest Section Time (Section)	0:10.99 (400m)
Top Speed [km/h] (Section)	66.6 (600m)
Race State	Finished



Sunshine Coast Poly Track QLD Professional

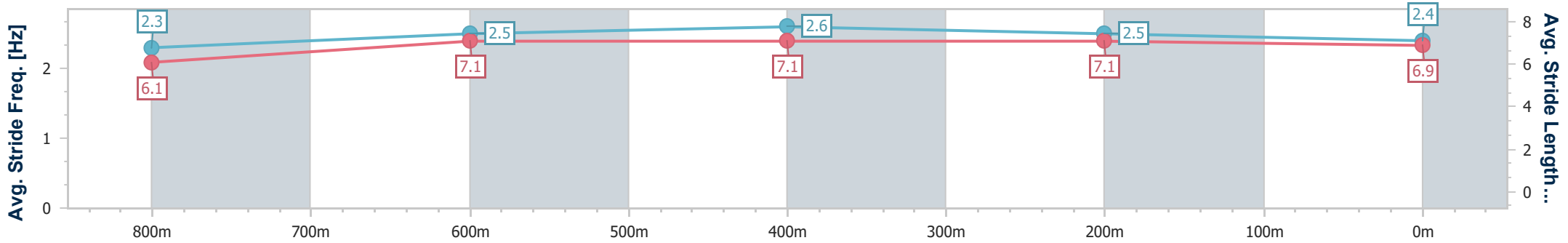
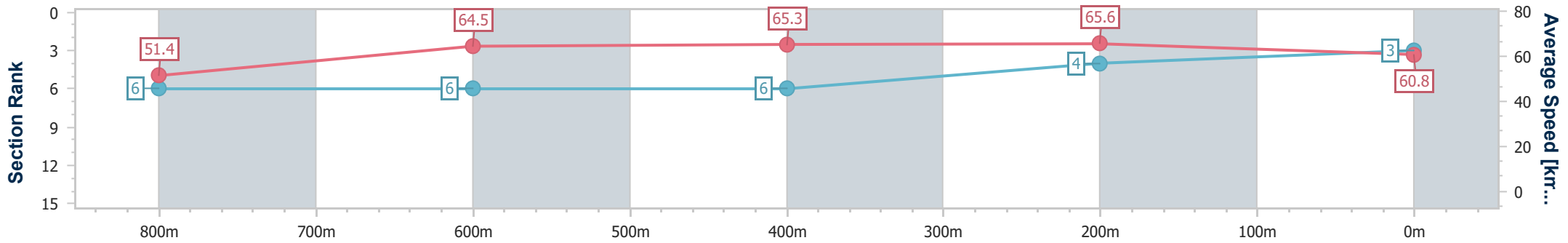
Race 6: TAB BM55 Handicap - 1000m

24 March 2024 - 16:01



Track Rating: Synthetic, Weather: Overcast, Rail Position: True

Section	Overall	800m	600m	400m	200m
Section Times	0:59.12 [3] (0:14.02)	0:45.10 [6] (0:11.31)	0:33.79 [6] (0:11.01)	0:22.78 [6] (0:10.99)	0:11.79 [4] (0:11.79)
Average Speed [km/h]	51.4	64.5	65.3	65.6	60.8
Top Speed [km/h]	64.1	65.8	66.6	66.5	63.6
Avg. Dist. to Rail [m]	5.5	1.4	0.2	2.8	4.5
Avg. Stride Freq. [Hz]	2.3	2.5	2.6	2.5	2.4
Avg. Stride Length [m]	6.1	7.1	7.1	7.1	6.9



- [] Ranking at each section and finish
- .-.- No data available at this section
- NA No data available



Horse/Jockey Name	Island Tide
Final Rank	4
Fastest Section Time (Section)	0:11.09 (600m)
Top Speed [km/h] (Section)	66.5 (600m)
Race State	Finished



Sunshine Coast Poly Track QLD Professional

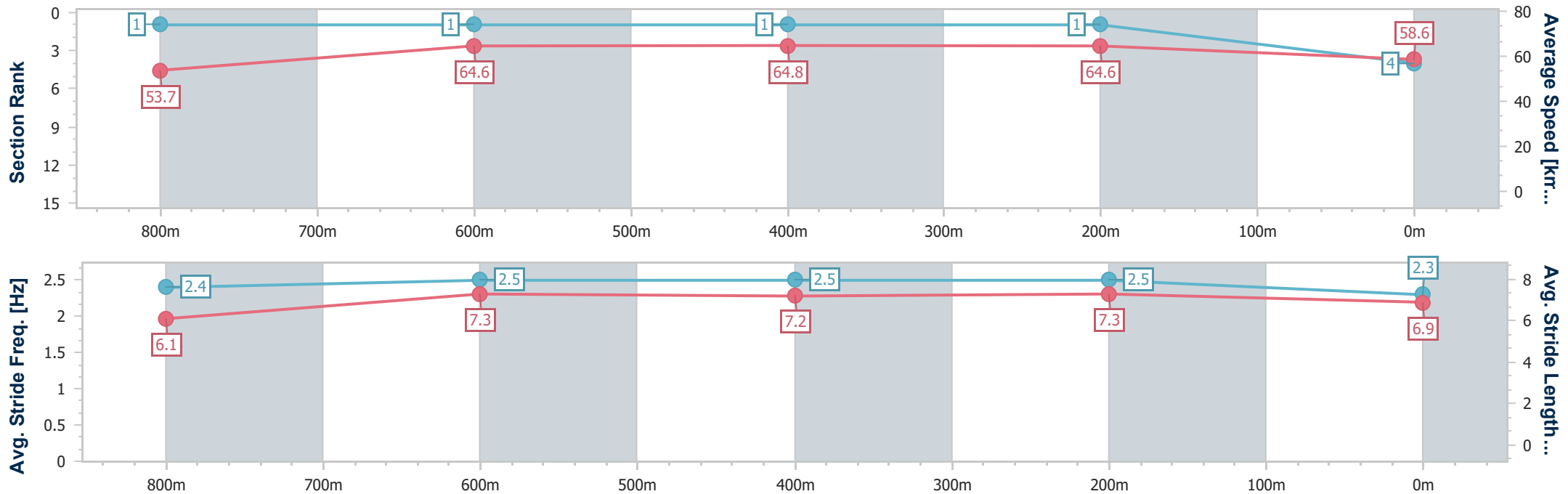
Race 6: TAB BM55 Handicap - 1000m

24 March 2024 - 16:01



Track Rating: Synthetic, Weather: Overcast, Rail Position: True

Section	Overall	800m	600m	400m	200m
Section Times	0:59.21 [4] (0:13.42)	0:45.79 [1] (0:11.27)	0:34.52 [1] (0:11.09)	0:23.43 [1] (0:11.17)	0:12.26 [1] (0:12.26)
Average Speed [km/h]	53.7	64.6	64.8	64.6	58.6
Top Speed [km/h]	66.3	65.6	66.5	66.1	61.7
Avg. Dist. to Rail [m]	6.5	1.1	0.4	0.9	1.1
Avg. Stride Freq. [Hz]	2.4	2.5	2.5	2.5	2.3
Avg. Stride Length [m]	6.1	7.3	7.2	7.3	6.9



- [] Ranking at each section and finish
- .-.- No data available at this section
- NA No data available



Horse/Jockey Name	City Chick
Final Rank	5
Fastest Section Time (Section)	0:11.22 (400m)
Top Speed [km/h] (Section)	66.8 (Overall)
Race State	Finished



Sunshine Coast Poly Track QLD Professional

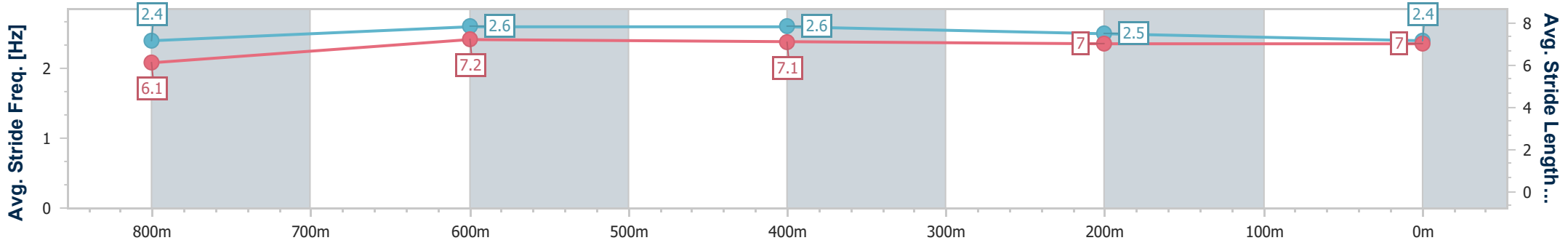
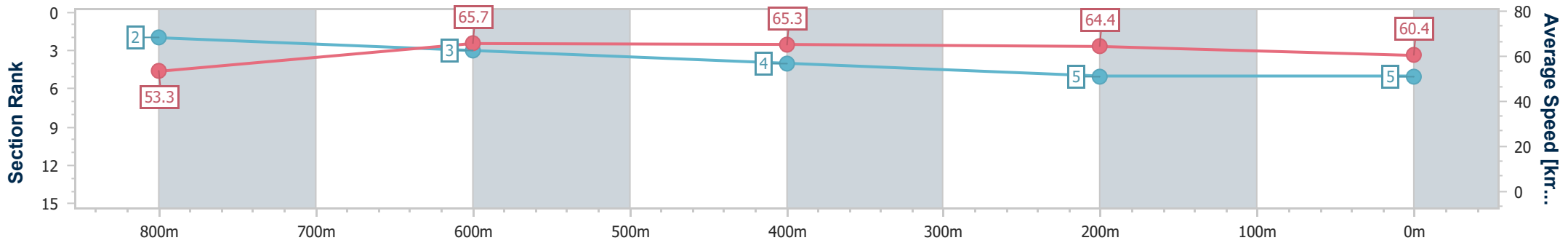
Race 6: TAB BM55 Handicap - 1000m

24 March 2024 - 16:01

Track Rating: Synthetic, Weather: Overcast, Rail Position: True



Section	Overall	800m	600m	400m	200m
Section Times	0:59.25 [5] (0:13.52)	0:45.73 [2] (0:11.33)	0:34.40 [3] (0:11.28)	0:23.12 [4] (0:11.22)	0:11.90 [5] (0:11.90)
Average Speed [km/h]	53.3	65.7	65.3	64.4	60.4
Top Speed [km/h]	66.8	66.7	66.3	65.7	63.0
Avg. Dist. to Rail [m]	3.3	4.9	3.2	2.3	2.7
Avg. Stride Freq. [Hz]	2.4	2.6	2.6	2.5	2.4
Avg. Stride Length [m]	6.1	7.2	7.1	7.0	7.0



- [] Ranking at each section and finish
- .-.- No data available at this section
- NA No data available



Horse/Jockey Name	Tantrums
Final Rank	6
Fastest Section Time (Section)	0:10.99 (800m)
Top Speed [km/h] (Section)	68.9 (800m)
Race State	Finished



Sunshine Coast Poly Track QLD Professional

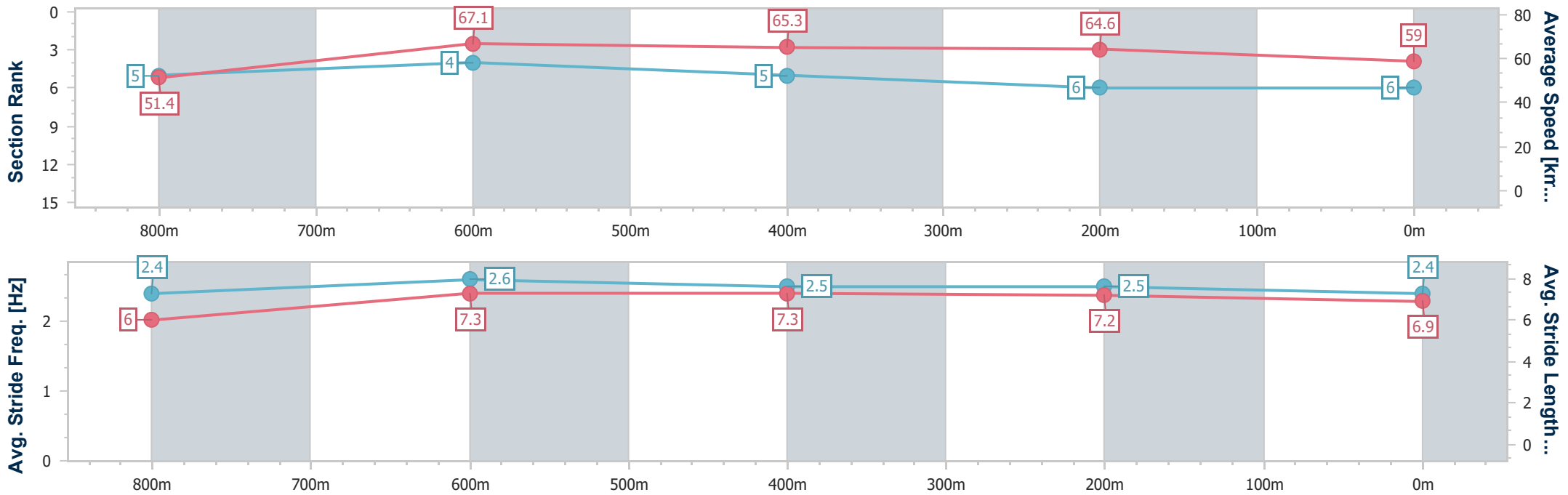
Race 6: TAB BM55 Handicap - 1000m

24 March 2024 - 16:01



Track Rating: Synthetic, Weather: Overcast, Rail Position: True

Section	Overall	800m	600m	400m	200m
Section Times	0:59.62 [6] (0:14.01)	0:45.61 [5] (0:10.99)	0:34.62 [4] (0:11.28)	0:23.34 [5] (0:11.15)	0:12.19 [6] (0:12.19)
Average Speed [km/h]	51.4	67.1	65.3	64.6	59.0
Top Speed [km/h]	65.8	68.9	66.4	66.2	63.1
Avg. Dist. to Rail [m]	6.8	3.5	3.3	5.6	6.4
Avg. Stride Freq. [Hz]	2.4	2.6	2.5	2.5	2.4
Avg. Stride Length [m]	6.0	7.3	7.3	7.2	6.9



- [] Ranking at each section and finish
- .-.- No data available at this section
- NA No data available



Sunshine Coast Poly Track QLD Professional

Race 7: Oceanview Helicopters Maiden Plate - 1000m

24 March 2024 - 16:36



Track Rating: Synthetic, Weather: Overcast, Rail Position: True

Section												Last 600m	
Field Times		Overall	800m	600m	400m	200m							0:34.21
		0:58.47 (0:13.23)	0:45.24 (0:11.03)	0:34.21 (0:11.29)	0:22.92 (0:11.43)	0:11.49 (0:11.49)							
Rank	TAB	Horse/Jockey	Barrier	Top Speed [km/h]	Fastest Section	Overall	800m	600m	400m	200m	Margin	Last 600m	Distance Travelled [m]
1	7	BROONZY Cody Collis	7	66.7	0:11.00	0:58.47 [1] (0:13.78)	0:44.69 [7] (0:11.17)	0:33.52 [6] (0:11.14)	0:22.38 [6] (0:11.00)	0:11.38 [4] (0:11.38)	0:58.47	0:33.52	
2	3	GOLD FEVER Trudy Thornton	3	67.8	0:11.11	0:58.62 [2] (0:13.56)	0:45.06 [4] (0:11.15)	0:33.91 [4] (0:11.16)	0:22.75 [4] (0:11.11)	0:11.64 [1] (0:11.64)	0.8L	0:33.91	+6
3	6	BECAMO Mark Du Plessis	6	68.6	0:10.96	0:58.72 [3] (0:13.47)	0:45.25 [3] (0:10.96)	0:34.29 [3] (0:11.30)	0:22.99 [2] (0:11.34)	0:11.65 [3] (0:11.65)	1.3L	0:34.29	-2
4	10	PRINCE OF PROPHETS Nikita Beriman	10	66.6	0:11.07	0:59.00 [4] (0:13.99)	0:45.01 [10] (0:11.34)	0:33.67 [10] (0:11.09)	0:22.58 [8] (0:11.07)	0:11.51 [7] (0:11.51)	2.8L	0:33.67	+3
5	5	POWERALONG Nathan Thomas	5	69.2	0:10.97	0:59.25 [5] (0:13.38)	0:45.87 [2] (0:10.97)	0:34.90 [2] (0:11.42)	0:23.48 [3] (0:11.33)	0:12.15 [5] (0:12.15)	4.1L	0:34.90	+5
6	1	ALKENTER Dale Smith	1	67.5	0:11.12	0:59.53 [6] (0:13.89)	0:45.64 [8] (0:11.12)	0:34.52 [8] (0:11.34)	0:23.18 [7] (0:11.26)	0:11.92 [8] (0:11.92)	5.6L	0:34.52	+5
7	8	CASABLANCA Michael Rodd	8	68.4	0:11.06	0:59.60 [7] (0:13.66)	0:45.94 [5] (0:11.06)	0:34.88 [5] (0:11.29)	0:23.59 [5] (0:11.48)	0:12.11 [6] (0:12.11)	5.9L	0:34.88	+1
8	12	GREEN LABEL Olivia Webb	12	68.7	0:11.03	0:59.70 [8] (0:13.23)	0:46.47 [1] (0:11.03)	0:35.44 [1] (0:11.29)	0:24.15 [1] (0:11.49)	0:12.66 [2] (0:12.66)	6.4L	0:35.44	-2
9	14	ZEPHALONG Emily Lang	14	66.1	0:11.24	1:00.14 [9] (0:13.72)	0:46.42 [6] (0:11.24)	0:35.18 [7] (0:11.58)	0:23.60 [9] (0:11.59)	0:12.01 [10] (0:12.01)	8.9L	0:35.18	+3
10	11	BE CAREFUL Samantha Collett	11	67.7	0:11.32	1:00.45 [10] (0:13.93)	0:46.52 [9] (0:11.32)	0:35.20 [9] (0:11.33)	0:23.87 [10] (0:11.39)	0:12.48 [9] (0:12.48)	10.7L	0:35.20	+11

Scratched: Island Lady (#15), Mummification (#4), Pass The Wine (#9)

[] Ranking at each section and finish
 -:-:- No data available at this section
 NA No data available

SCN Saddle cloth number
 DNF Did not finish
 DNT Did not track



Sunshine Coast Poly Track QLD Professional

Race 7: Oceanview Helicopters Maiden Plate - 1000m

24 March 2024 - 16:36



Track Rating: Synthetic, Weather: Overcast, Rail Position: True

Section		Overall	800m	600m	400m	200m	Last 600m					
Field Times		0:58.47 (0:13.23)	0:45.24 (0:11.03)	0:34.21 (0:11.29)	0:22.92 (0:11.43)	0:11.49 (0:11.49)	0:34.21					
Rank	TAB Horse/Jockey	Barrier	Top Speed [km/h]	Fastest Section	Margin					Distance Travelled [m]		
11	13 RUBOS Jim Byrne	13	67.2 800m	0:11.24 800m	1:00.67 [11] (0:14.21)	0:46.46 [12] (0:11.24)	0:35.22 [11] (0:11.40)	0:23.82 [11] (0:11.48)	0:12.34 [11] (0:12.34)	12L	0:35.22	+9
12	2 BELDEVILE Adin Thompson	2	64.8 800m	0:11.54 800m	1:07.29 [12] (0:14.20)	0:53.09 [11] (0:11.54)	0:41.55 [12] (0:11.66)	0:29.89 [12] (0:13.48)	0:16.41 [12] (0:16.41)	50.8L	0:41.55	+2

Scratched: Island Lady (#15), Mummification (#4), Pass The Wine (#9)

[] Ranking at each section and finish
 -:-:-:- No data available at this section
 NA No data available

SCN Saddle cloth number
 DNF Did not finish
 DNT Did not track



Horse/Jockey Name	Broonzy
Final Rank	1
Fastest Section Time (Section)	0:11.00 (400m)
Top Speed [km/h] (Section)	66.7 (Overall)
Race State	Finished



Sunshine Coast Poly Track QLD Professional

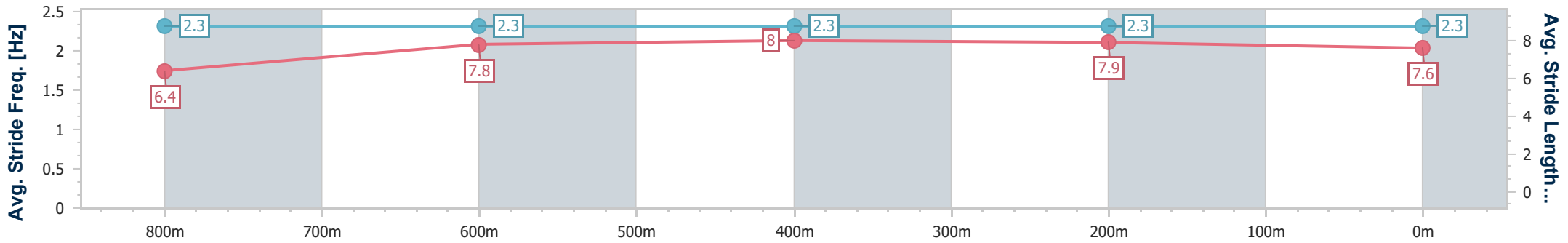
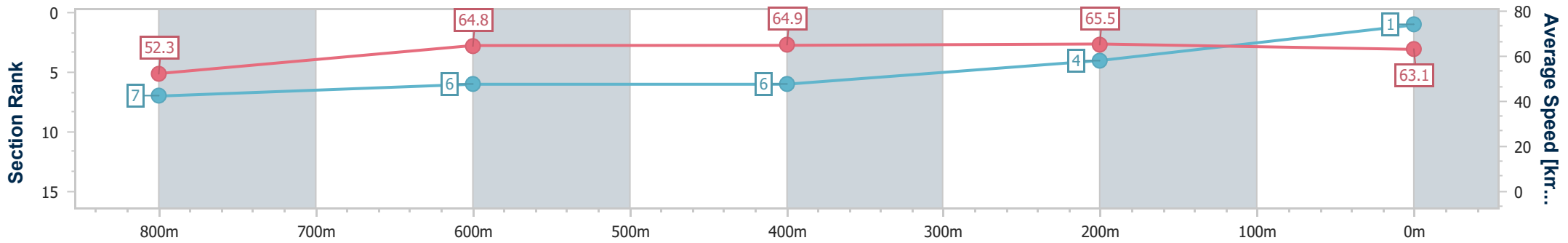
Race 7: Oceanview Helicopters Maiden Plate - 1000m

24 March 2024 - 16:36



Track Rating: Synthetic, Weather: Overcast, Rail Position: True

Section	Overall	800m	600m	400m	200m
Section Times	0:58.47 [1] (0:13.78)	0:44.69 [7] (0:11.17)	0:33.52 [6] (0:11.14)	0:22.38 [6] (0:11.00)	0:11.38 [4] (0:11.38)
Average Speed [km/h]	52.3	64.8	64.9	65.5	63.1
Top Speed [km/h]	66.7	66.1	66.5	66.1	64.7
Avg. Dist. to Rail [m]	4.1	1.2	0.7	3.3	3.2
Avg. Stride Freq. [Hz]	2.3	2.3	2.3	2.3	2.3
Avg. Stride Length [m]	6.4	7.8	8.0	7.9	7.6



- [] Ranking at each section and finish
- .-.- No data available at this section
- NA No data available



Horse/Jockey Name	Gold Fever
Final Rank	2
Fastest Section Time (Section)	0:11.11 (400m)
Top Speed [km/h] (Section)	67.8 (800m)
Race State	Finished



Sunshine Coast Poly Track QLD Professional

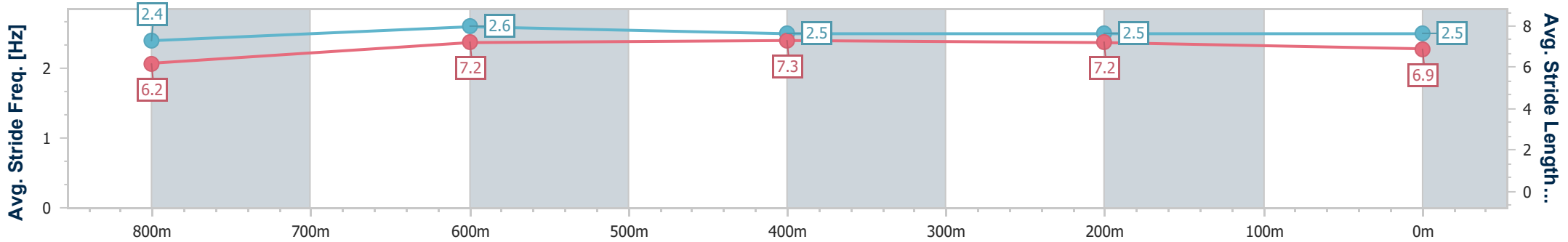
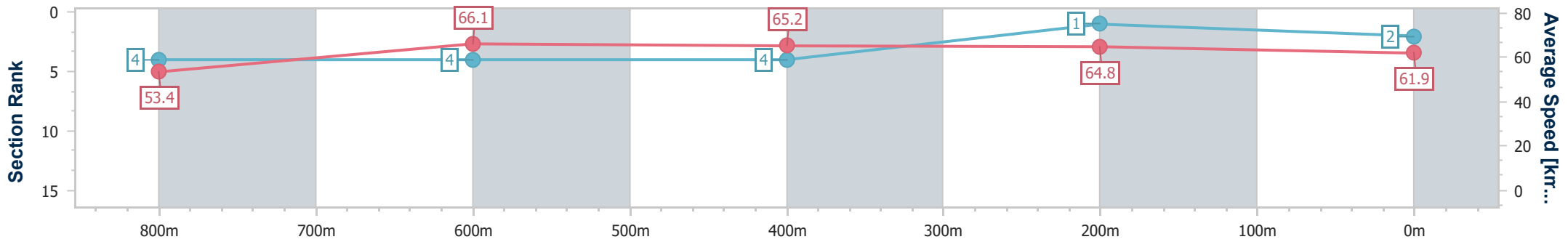
Race 7: Oceanview Helicopters Maiden Plate - 1000m

24 March 2024 - 16:36



Track Rating: Synthetic, Weather: Overcast, Rail Position: True

Section	Overall	800m	600m	400m	200m
Section Times	0:58.62 [2] (0:13.56)	0:45.06 [4] (0:11.15)	0:33.91 [4] (0:11.16)	0:22.75 [4] (0:11.11)	0:11.64 [1] (0:11.64)
Average Speed [km/h]	53.4	66.1	65.2	64.8	61.9
Top Speed [km/h]	65.9	67.8	66.6	65.7	63.8
Avg. Dist. to Rail [m]	11.5	3.4	1.7	2.8	1.4
Avg. Stride Freq. [Hz]	2.4	2.6	2.5	2.5	2.5
Avg. Stride Length [m]	6.2	7.2	7.3	7.2	6.9



- [] Ranking at each section and finish
- .-.- No data available at this section
- NA No data available



Horse/Jockey Name	Becamo
Final Rank	3
Fastest Section Time (Section)	0:10.96 (800m)
Top Speed [km/h] (Section)	68.6 (Overall)
Race State	Finished



Sunshine Coast Poly Track QLD Professional

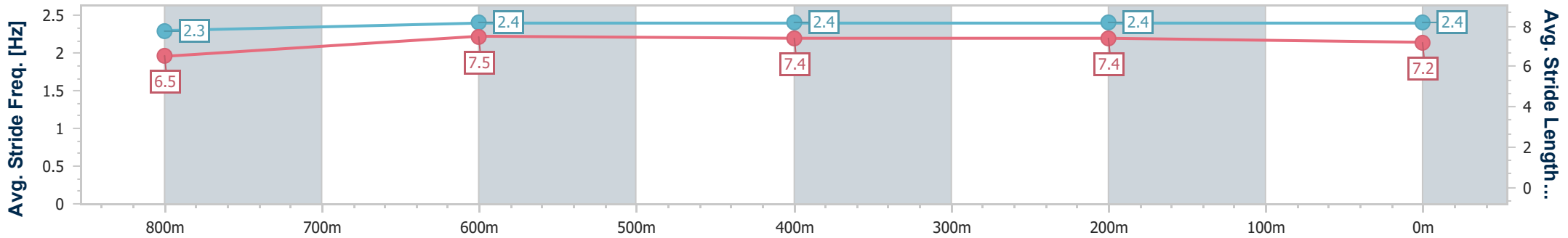
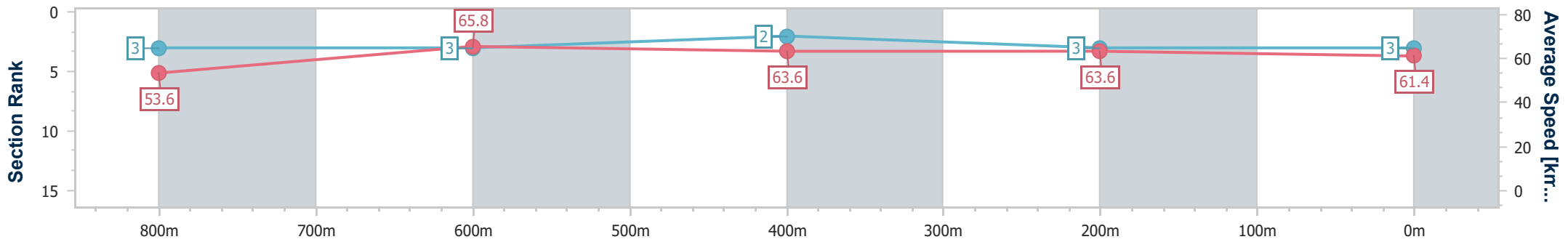
Race 7: Oceanview Helicopters Maiden Plate - 1000m

24 March 2024 - 16:36



Track Rating: Synthetic, Weather: Overcast, Rail Position: True

Section	Overall	800m	600m	400m	200m
Section Times	0:58.72 [3] (0:13.47)	0:45.25 [3] (0:10.96)	0:34.29 [3] (0:11.30)	0:22.99 [2] (0:11.34)	0:11.65 [3] (0:11.65)
Average Speed [km/h]	53.6	65.8	63.6	63.6	61.4
Top Speed [km/h]	68.6	67.4	65.7	64.2	63.3
Avg. Dist. to Rail [m]	4.7	0.6	0.5	1.0	1.2
Avg. Stride Freq. [Hz]	2.3	2.4	2.4	2.4	2.4
Avg. Stride Length [m]	6.5	7.5	7.4	7.4	7.2



- [] Ranking at each section and finish
- .-.- No data available at this section
- NA No data available



Horse/Jockey Name	Prince Of Prophets
Final Rank	4
Fastest Section Time (Section)	0:11.07 (400m)
Top Speed [km/h] (Section)	66.6 (400m)
Race State	Finished



Sunshine Coast Poly Track QLD Professional

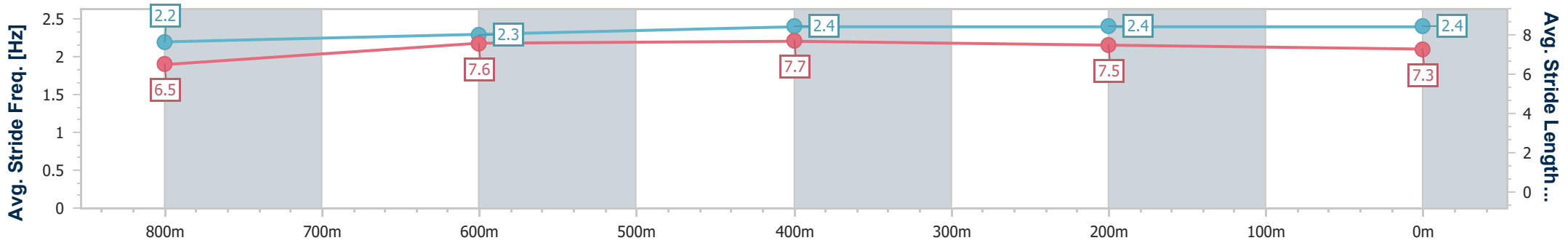
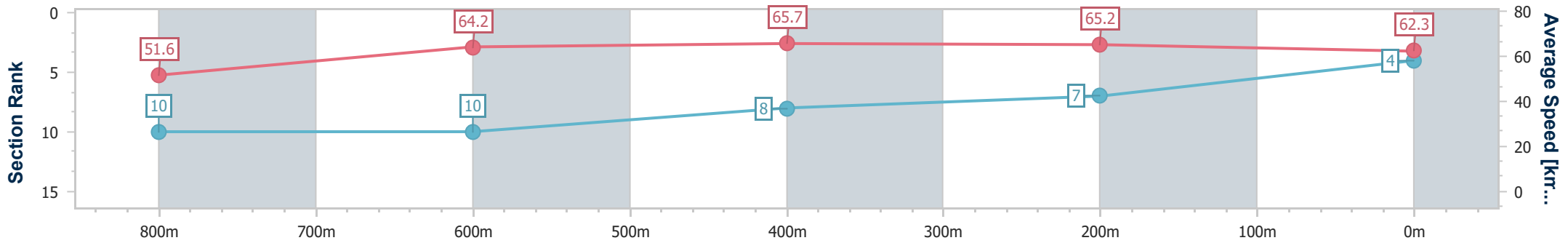
Race 7: Oceanview Helicopters Maiden Plate - 1000m

24 March 2024 - 16:36



Track Rating: Synthetic, Weather: Overcast, Rail Position: True

Section	Overall	800m	600m	400m	200m
Section Times	0:59.00 [4] (0:13.99)	0:45.01 [10] (0:11.34)	0:33.67 [10] (0:11.09)	0:22.58 [8] (0:11.07)	0:11.51 [7] (0:11.51)
Average Speed [km/h]	51.6	64.2	65.7	65.2	62.3
Top Speed [km/h]	66.4	65.8	66.5	66.6	64.4
Avg. Dist. to Rail [m]	5.6	2.0	2.0	5.7	5.6
Avg. Stride Freq. [Hz]	2.2	2.3	2.4	2.4	2.4
Avg. Stride Length [m]	6.5	7.6	7.7	7.5	7.3



- [] Ranking at each section and finish
- .-.- No data available at this section
- NA No data available



Horse/Jockey Name	Poweralong
Final Rank	5
Fastest Section Time (Section)	0:10.97 (800m)
Top Speed [km/h] (Section)	69.2 (Overall)
Race State	Finished



Sunshine Coast Poly Track QLD Professional

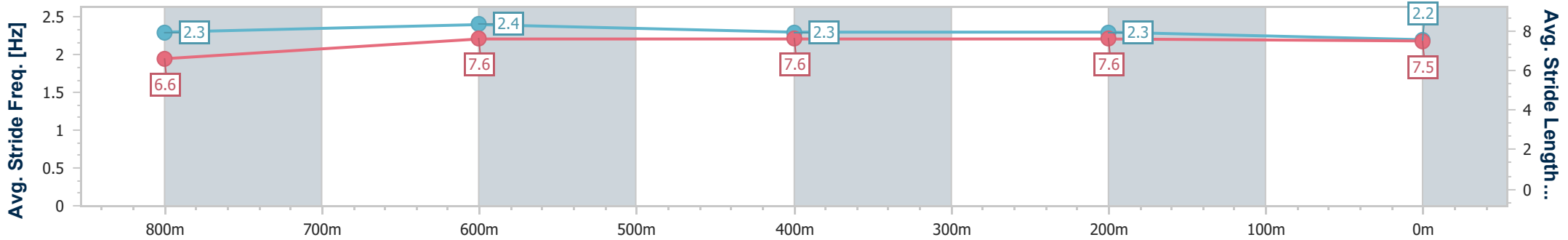
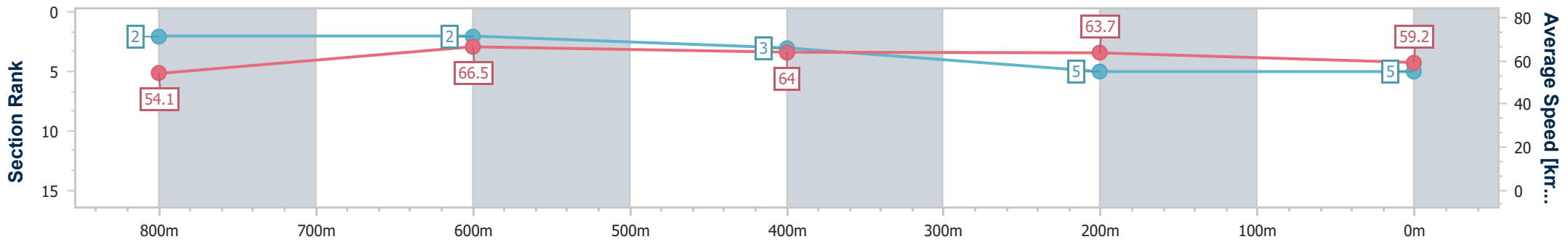
Race 7: Oceanview Helicopters Maiden Plate - 1000m

24 March 2024 - 16:36



Track Rating: Synthetic, Weather: Overcast, Rail Position: True

Section	Overall	800m	600m	400m	200m
Section Times	0:59.25 [5] (0:13.38)	0:45.87 [2] (0:10.97)	0:34.90 [2] (0:11.42)	0:23.48 [3] (0:11.33)	0:12.15 [5] (0:12.15)
Average Speed [km/h]	54.1	66.5	64.0	63.7	59.2
Top Speed [km/h]	69.2	69.1	65.4	64.2	62.8
Avg. Dist. to Rail [m]	9.4	2.2	2.3	2.3	2.8
Avg. Stride Freq. [Hz]	2.3	2.4	2.3	2.3	2.2
Avg. Stride Length [m]	6.6	7.6	7.6	7.6	7.5



- [] Ranking at each section and finish
- .-.- No data available at this section
- NA No data available



Horse/Jockey Name	Alkenter
Final Rank	6
Fastest Section Time (Section)	0:11.12 (800m)
Top Speed [km/h] (Section)	67.5 (800m)
Race State	Finished



Sunshine Coast Poly Track QLD Professional

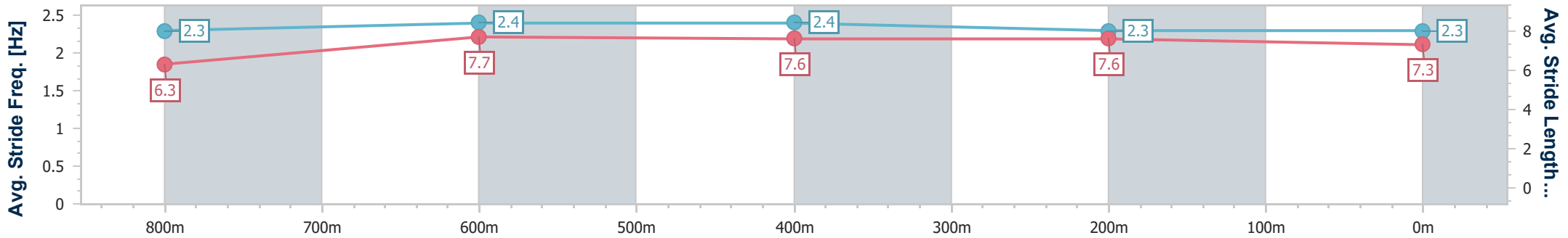
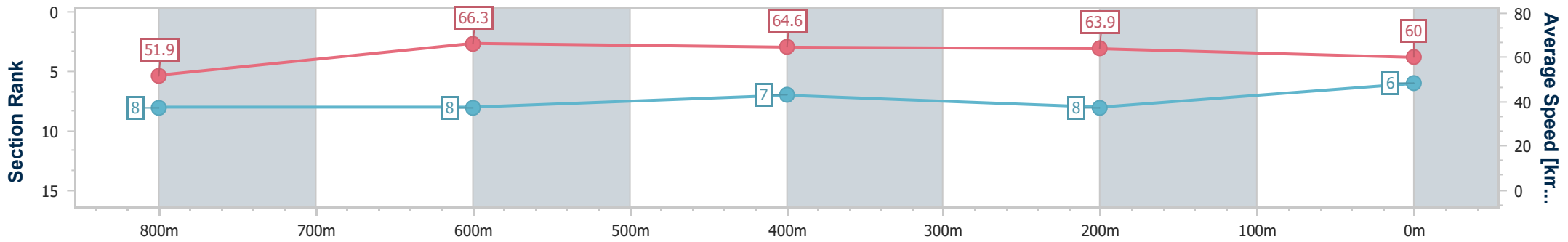
Race 7: Oceanview Helicopters Maiden Plate - 1000m

24 March 2024 - 16:36



Track Rating: Synthetic, Weather: Overcast, Rail Position: True

Section	Overall	800m	600m	400m	200m
Section Times	0:59.53 [6] (0:13.89)	0:45.64 [8] (0:11.12)	0:34.52 [8] (0:11.34)	0:23.18 [7] (0:11.26)	0:11.92 [8] (0:11.92)
Average Speed [km/h]	51.9	66.3	64.6	63.9	60.0
Top Speed [km/h]	66.1	67.5	66.7	65.1	63.4
Avg. Dist. to Rail [m]	8.2	3.7	2.1	2.5	3.7
Avg. Stride Freq. [Hz]	2.3	2.4	2.4	2.3	2.3
Avg. Stride Length [m]	6.3	7.7	7.6	7.6	7.3



- [] Ranking at each section and finish
- .-.- No data available at this section
- NA No data available



Horse/Jockey Name	Casablanca
Final Rank	7
Fastest Section Time (Section)	0:11.06 (800m)
Top Speed [km/h] (Section)	68.4 (Overall)
Race State	Finished



Sunshine Coast Poly Track QLD Professional

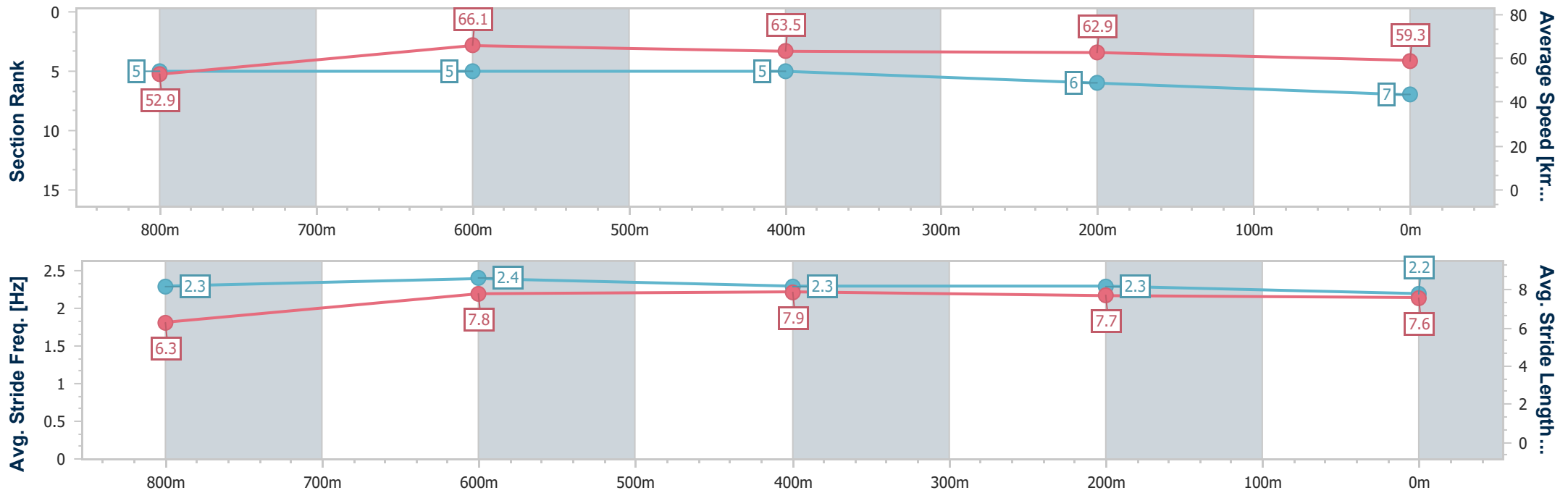
Race 7: Oceanview Helicopters Maiden Plate - 1000m

24 March 2024 - 16:36



Track Rating: Synthetic, Weather: Overcast, Rail Position: True

Section	Overall	800m	600m	400m	200m
Section Times	0:59.60 [7] (0:13.66)	0:45.94 [5] (0:11.06)	0:34.88 [5] (0:11.29)	0:23.59 [5] (0:11.48)	0:12.11 [6] (0:12.11)
Average Speed [km/h]	52.9	66.1	63.5	62.9	59.3
Top Speed [km/h]	68.4	68.4	64.4	63.5	61.4
Avg. Dist. to Rail [m]	7.1	2.2	0.5	1.0	2.9
Avg. Stride Freq. [Hz]	2.3	2.4	2.3	2.3	2.2
Avg. Stride Length [m]	6.3	7.8	7.9	7.7	7.6



- [] Ranking at each section and finish
- .-.- No data available at this section
- NA No data available



Horse/Jockey Name	Green Label
Final Rank	8
Fastest Section Time (Section)	0:11.03 (800m)
Top Speed [km/h] (Section)	68.7 (Overall)
Race State	Finished



Sunshine Coast Poly Track QLD Professional

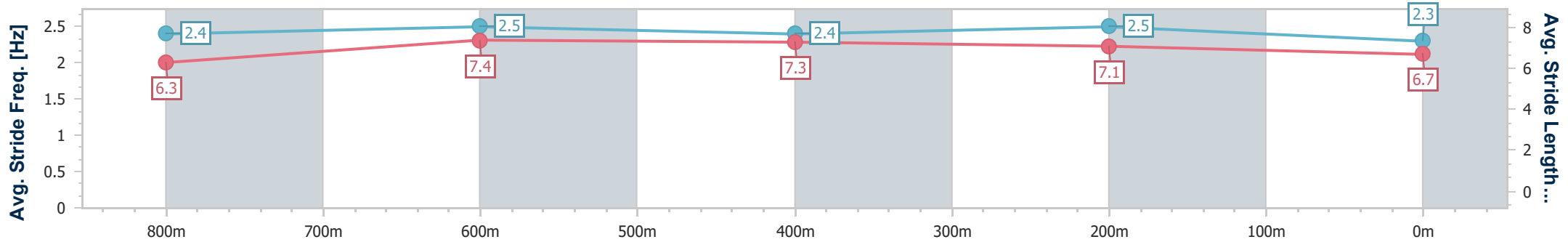
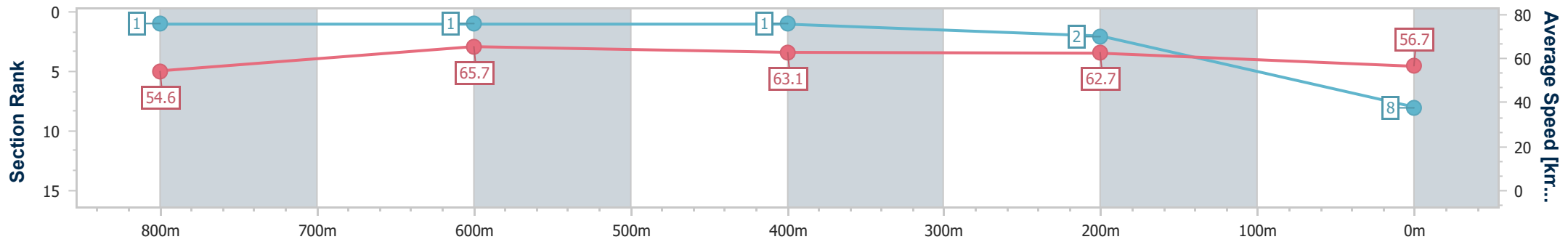
Race 7: Oceanview Helicopters Maiden Plate - 1000m

24 March 2024 - 16:36



Track Rating: Synthetic, Weather: Overcast, Rail Position: True

Section	Overall	800m	600m	400m	200m
Section Times	0:59.70 [8] (0:13.23)	0:46.47 [1] (0:11.03)	0:35.44 [1] (0:11.29)	0:24.15 [1] (0:11.49)	0:12.66 [2] (0:12.66)
Average Speed [km/h]	54.6	65.7	63.1	62.7	56.7
Top Speed [km/h]	68.7	67.7	65.7	64.4	61.0
Avg. Dist. to Rail [m]	10.0	1.0	1.3	0.5	0.3
Avg. Stride Freq. [Hz]	2.4	2.5	2.4	2.5	2.3
Avg. Stride Length [m]	6.3	7.4	7.3	7.1	6.7



- [] Ranking at each section and finish
- .-.- No data available at this section
- NA No data available



Horse/Jockey Name	Zephalong
Final Rank	9
Fastest Section Time (Section)	0:11.24 (800m)
Top Speed [km/h] (Section)	66.1 (800m)
Race State	Finished



Sunshine Coast Poly Track QLD Professional

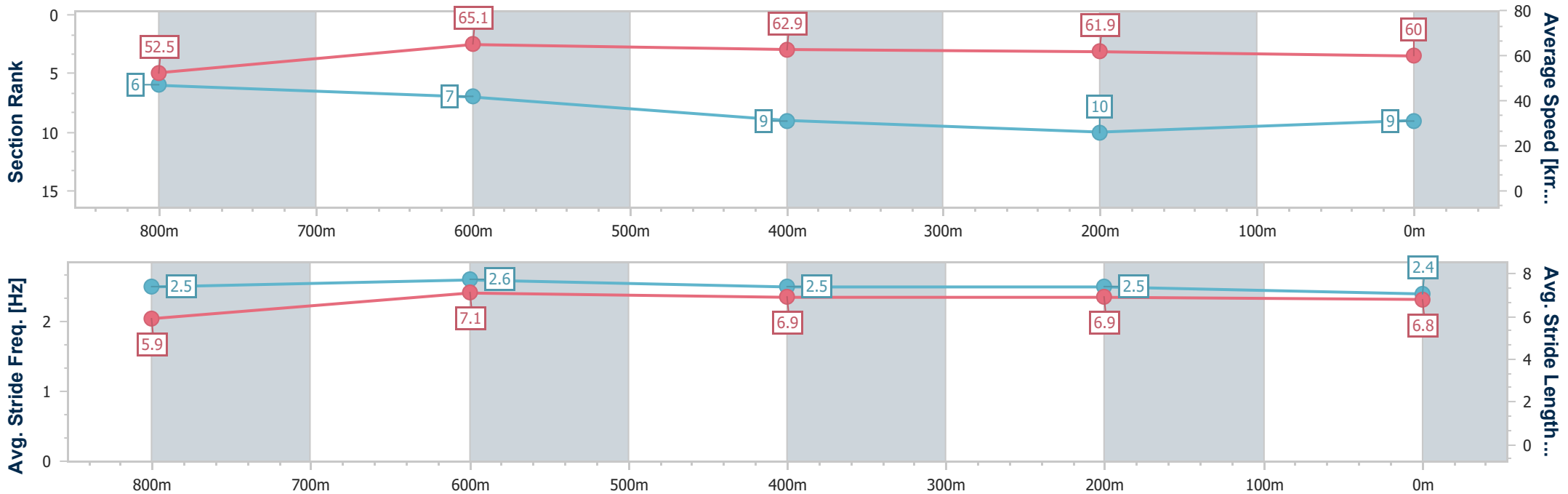
Race 7: Oceanview Helicopters Maiden Plate - 1000m

24 March 2024 - 16:36



Track Rating: Synthetic, Weather: Overcast, Rail Position: True

Section	Overall	800m	600m	400m	200m
Section Times	1:00.14 [9] (0:13.72)	0:46.42 [6] (0:11.24)	0:35.18 [7] (0:11.58)	0:23.60 [9] (0:11.59)	0:12.01 [10] (0:12.01)
Average Speed [km/h]	52.5	65.1	62.9	61.9	60.0
Top Speed [km/h]	65.0	66.1	64.7	63.5	61.9
Avg. Dist. to Rail [m]	6.1	1.9	1.8	3.4	4.7
Avg. Stride Freq. [Hz]	2.5	2.6	2.5	2.5	2.4
Avg. Stride Length [m]	5.9	7.1	6.9	6.9	6.8



- [] Ranking at each section and finish
- .-.- No data available at this section
- NA No data available



Horse/Jockey Name	Be Careful
Final Rank	10
Fastest Section Time (Section)	0:11.32 (800m)
Top Speed [km/h] (Section)	67.7 (Overall)
Race State	Finished



Sunshine Coast Poly Track QLD Professional

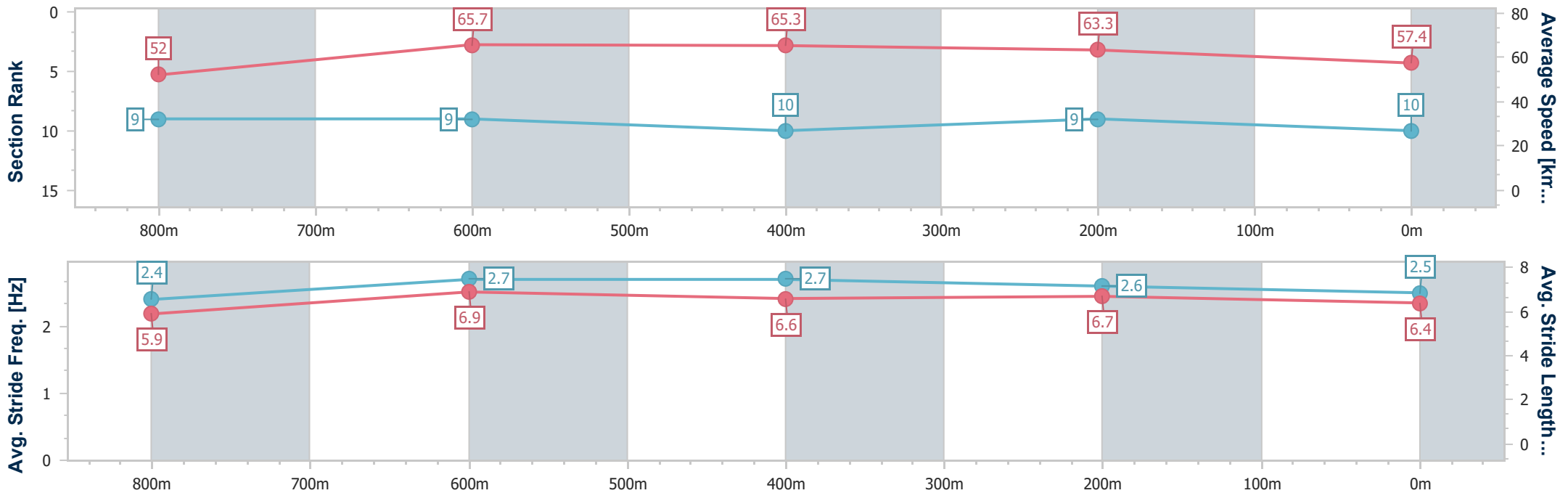
Race 7: Oceanview Helicopters Maiden Plate - 1000m

24 March 2024 - 16:36



Track Rating: Synthetic, Weather: Overcast, Rail Position: True

Section	Overall	800m	600m	400m	200m
Section Times	1:00.45 [10] (0:13.93)	0:46.52 [9] (0:11.32)	0:35.20 [9] (0:11.33)	0:23.87 [10] (0:11.39)	0:12.48 [9] (0:12.48)
Average Speed [km/h]	52.0	65.7	65.3	63.3	57.4
Top Speed [km/h]	67.7	67.3	66.0	65.2	60.4
Avg. Dist. to Rail [m]	9.6	5.0	4.2	6.1	7.4
Avg. Stride Freq. [Hz]	2.4	2.7	2.7	2.6	2.5
Avg. Stride Length [m]	5.9	6.9	6.6	6.7	6.4



- [] Ranking at each section and finish
- .-.- No data available at this section
- NA No data available



Horse/Jockey Name	Rubos
Final Rank	11
Fastest Section Time (Section)	0:11.24 (800m)
Top Speed [km/h] (Section)	67.2 (800m)
Race State	Finished



Sunshine Coast Poly Track QLD Professional

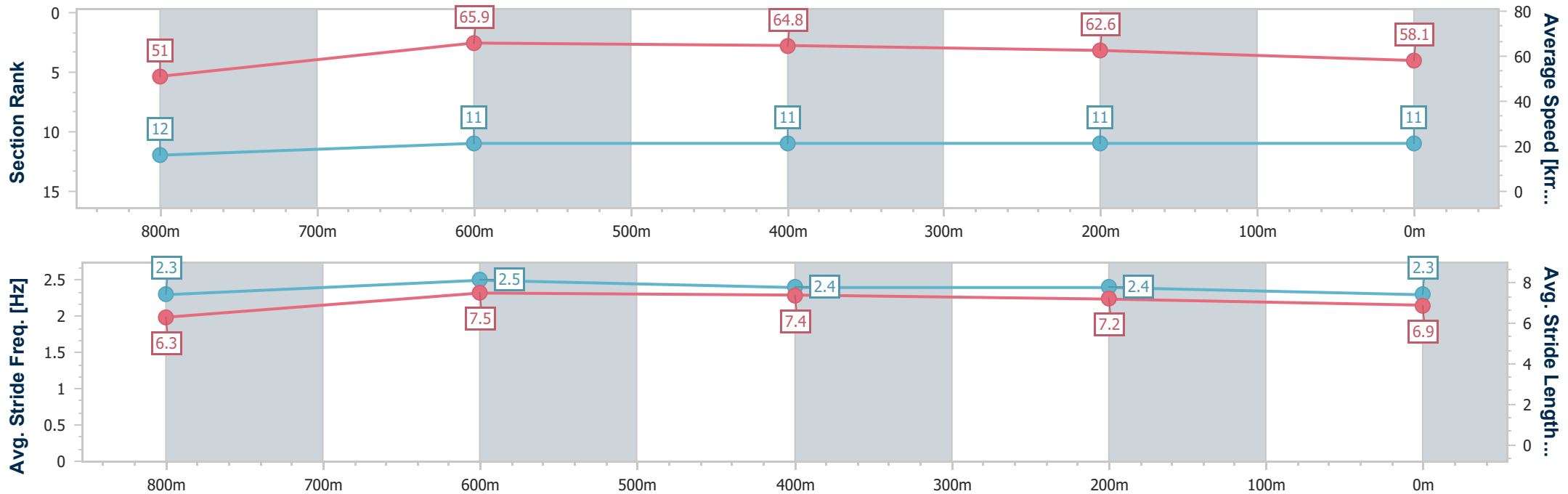
Race 7: Oceanview Helicopters Maiden Plate - 1000m

24 March 2024 - 16:36



Track Rating: Synthetic, Weather: Overcast, Rail Position: True

Section	Overall	800m	600m	400m	200m
Section Times	1:00.67 [11] (0:14.21)	0:46.46 [12] (0:11.24)	0:35.22 [11] (0:11.40)	0:23.82 [11] (0:11.48)	0:12.34 [11] (0:12.34)
Average Speed [km/h]	51.0	65.9	64.8	62.6	58.1
Top Speed [km/h]	67.0	67.2	65.3	64.6	60.7
Avg. Dist. to Rail [m]	8.2	4.5	3.3	6.7	8.3
Avg. Stride Freq. [Hz]	2.3	2.5	2.4	2.4	2.3
Avg. Stride Length [m]	6.3	7.5	7.4	7.2	6.9



- [] Ranking at each section and finish
- .-.- No data available at this section
- NA No data available



Horse/Jockey Name	Beldevile
Final Rank	12
Fastest Section Time (Section)	0:11.54 (800m)
Top Speed [km/h] (Section)	64.8 (800m)
Race State	Finished



Sunshine Coast Poly Track QLD Professional

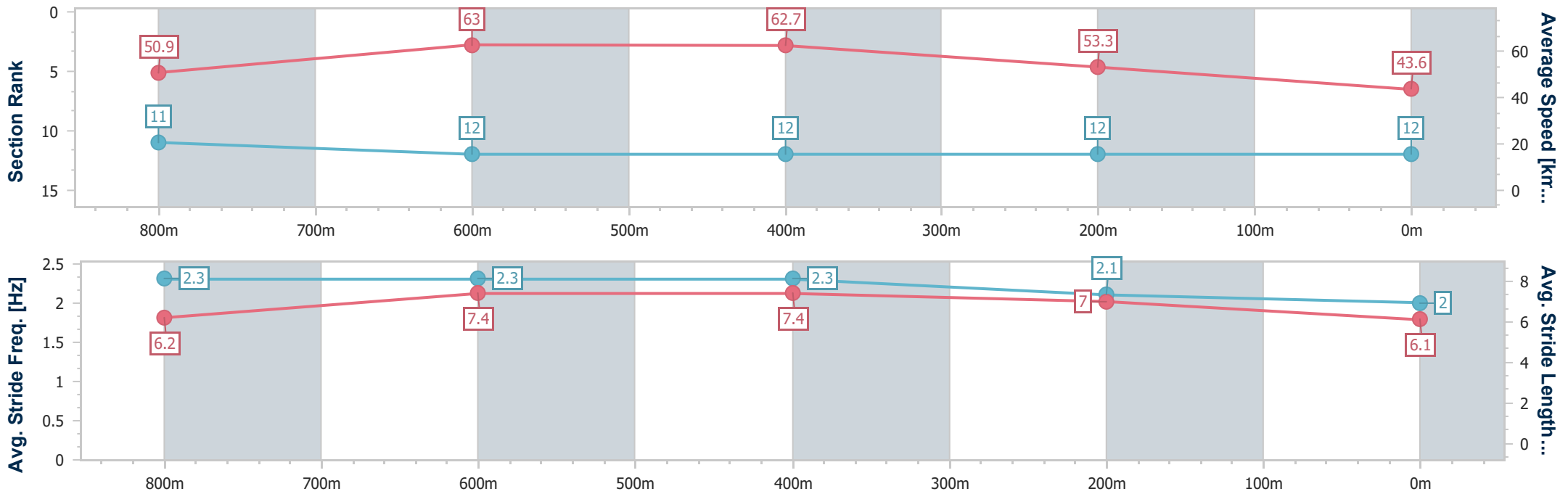
Race 7: Oceanview Helicopters Maiden Plate - 1000m

24 March 2024 - 16:36



Track Rating: Synthetic, Weather: Overcast, Rail Position: True

Section	Overall	800m	600m	400m	200m
Section Times	1:07.29 [12] (0:14.20)	0:53.09 [11] (0:11.54)	0:41.55 [12] (0:11.66)	0:29.89 [12] (0:13.48)	0:16.41 [12] (0:16.41)
Average Speed [km/h]	50.9	63.0	62.7	53.3	43.6
Top Speed [km/h]	63.3	64.8	64.3	59.4	47.9
Avg. Dist. to Rail [m]	3.2	1.4	2.2	10.3	12.9
Avg. Stride Freq. [Hz]	2.3	2.3	2.3	2.1	2.0
Avg. Stride Length [m]	6.2	7.4	7.4	7.0	6.1



- [] Ranking at each section and finish
- .-.- No data available at this section
- NA No data available