



Sunshine Coast Poly Track QLD Professional

Race 3: Access Insulation Sunshine Coast Class 1 Handicap - 1400m

24 March 2024 - 13:55



Track Rating: Synthetic, Weather: Overcast, Rail Position: True

Section		Overall	1200m	1000m	800m	600m	400m	Last 600m				
Field Times		1:24.27 (0:14.01)	1:10.26 (0:11.83)	0:58.43 (0:12.37)	0:46.06 (0:12.20)	0:33.86 (0:11.61)	0:22.25 (0:10.97)	0:33.86				
Rank	TAB Horse/Jockey	Barrier	Top Speed [km/h]	Fastest Section								Distance Travelled [m]
1	1 DENIED Emily Lang	1	67.1 400m	0:10.97 400m	1:24.27 [1] (0:14.01)	1:10.26 [1] (0:11.83)	0:58.43 [1] (0:12.37)	0:46.06 [1] (0:12.20)	0:33.86 [1] (0:11.61)	0:22.25 [1] (0:10.97)	0:33.86	
2	2 NIGHTSTICK Michael Rodd	2	67.1 200m	0:10.98 400m	1:24.44 [2] (0:14.30)	1:10.14 [4] (0:11.93)	0:58.21 [4] (0:12.30)	0:45.91 [4] (0:12.15)	0:33.76 [5] (0:11.70)	0:22.06 [3] (0:10.98)	0:33.76	+3
3	7 CLAUDIUS Nathan Thomas	7	65.1 400m	0:11.23 400m	1:25.26 [3] (0:14.29)	1:10.97 [3] (0:11.89)	0:59.08 [3] (0:12.36)	0:46.72 [5] (0:12.10)	0:34.62 [4] (0:11.75)	0:22.87 [4] (0:11.23)	0:34.62	-3
4	6 WASSA Cody Collis	6	64.7 400m	0:11.50 400m	1:25.59 [4] (0:14.63)	1:10.96 [6] (0:11.99)	0:58.97 [6] (0:12.17)	0:46.80 [6] (0:12.13)	0:34.67 [6] (0:11.51)	0:23.16 [5] (0:11.50)	0:34.67	-3
5	3 PAULI Jai Williams	3	62.9 400m	0:11.56 400m	1:25.80 [5] (0:14.15)	1:11.65 [2] (0:11.84)	0:59.81 [2] (0:12.33)	0:47.48 [2] (0:12.24)	0:35.24 [2] (0:11.76)	0:23.48 [2] (0:11.56)	0:35.24	+2
6	5 DUSTYIAM Nozi Tomizawa	5	62.8 600m	0:11.93 400m	1:27.14 [6] (0:14.47)	1:12.67 [5] (0:11.94)	1:00.73 [5] (0:12.01)	0:48.72 [3] (0:12.21)	0:36.51 [3] (0:11.99)	0:24.52 [6] (0:11.93)	0:36.51	+5

Scratched: Blue Swimmer (#4), Epauvescent (#8)

[] Ranking at each section and finish
 -:-:- No data available at this section
 NA No data available

SCN Saddle cloth number
 DNF Did not finish
 DNT Did not track



Sunshine Coast Poly Track QLD Professional
Race 3: Access Insulation Sunshine Coast Class 1 Handicap - 1400m
 24 March 2024 - 13:55



Track Rating: Synthetic, Weather: Overcast, Rail Position: True

Section							200m			Last 600m
Field Times							0:11.28 (0:11.28)			0:33.86
Rank	TAB	Horse/Jockey	Barrier	Top Speed [km/h]	Fastest Section	Margin			Distance Travelled [m]	
1	1	DENIED Emily Lang	1	67.1 400m	0:10.97 400m	0:11.28 [1] (0:11.28)	1:24.27		0:33.86	
2	2	NIGHTSTICK Michael Rodd	2	67.1 200m	0:10.98 400m	0:11.08 [2] (0:11.08)	1L		0:33.76 +3	
3	7	CLAUDIUS Nathan Thomas	7	65.1 400m	0:11.23 400m	0:11.64 [3] (0:11.64)	5.8L		0:34.62 -3	
4	6	WASSA Cody Collis	6	64.7 400m	0:11.50 400m	0:11.66 [5] (0:11.66)	7.6L		0:34.67 -3	
5	3	PAULI Jai Williams	3	62.9 400m	0:11.56 400m	0:11.92 [4] (0:11.92)	8.9L		0:35.24 +2	
6	5	DUSTYIAM Nozi Tomizawa	5	62.8 600m	0:11.93 400m	0:12.59 [6] (0:12.59)	16.7L		0:36.51 +5	

Scratched: Blue Swimmer (#4), Epauvescent (#8)

[] Ranking at each section and finish
 -:-:- No data available at this section
 NA No data available

SCN Saddle cloth number
 DNF Did not finish
 DNT Did not track



Horse/Jockey Name	Denied
Final Rank	1
Fastest Section Time (Section)	0:10.97 (400m)
Top Speed [km/h] (Section)	67.1 (400m)
Race State	Finished



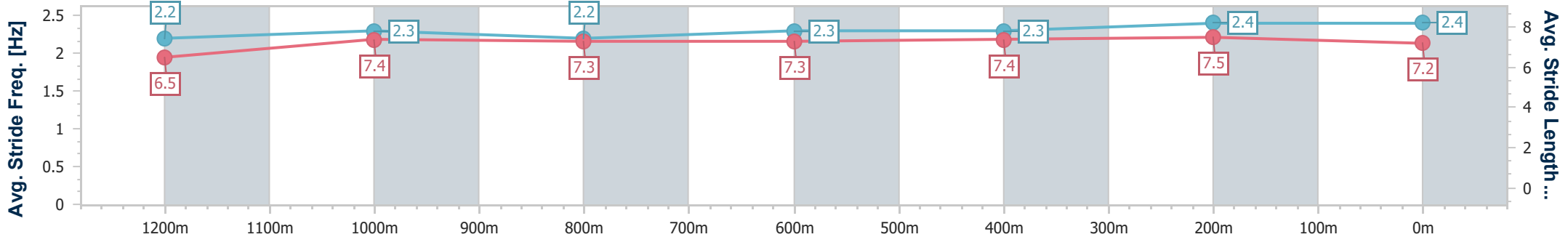
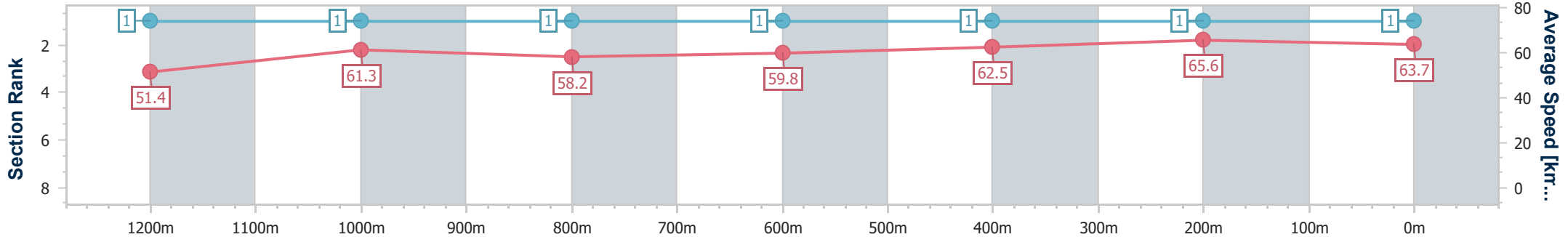
Sunshine Coast Poly Track QLD Professional
Race 3: Access Insulation Sunshine Coast Class 1 Handicap - 1400m



24 March 2024 - 13:55

Track Rating: Synthetic, Weather: Overcast, Rail Position: True

Section	Overall	1200m	1000m	800m	600m	400m	200m
Section Times	1:24.27 [1] (0:14.01)	1:10.26 [1] (0:11.83)	0:58.43 [1] (0:12.37)	0:46.06 [1] (0:12.20)	0:33.86 [1] (0:11.61)	0:22.25 [1] (0:10.97)	0:11.28 [1] (0:11.28)
Average Speed [km/h]	51.4	61.3	58.2	59.8	62.5	65.6	63.7
Top Speed [km/h]	62.0	61.9	59.3	60.9	63.9	67.1	64.9
Avg. Dist. to Rail [m]	3.3	2.0	1.9	1.9	0.9	1.1	1.6
Avg. Stride Freq. [Hz]	2.2	2.3	2.2	2.3	2.3	2.4	2.4
Avg. Stride Length [m]	6.5	7.4	7.3	7.3	7.4	7.5	7.2



- [] Ranking at each section and finish
- .-.- No data available at this section
- NA No data available



Horse/Jockey Name	Nightstick
Final Rank	2
Fastest Section Time (Section)	0:10.98 (400m)
Top Speed [km/h] (Section)	67.1 (200m)
Race State	Finished



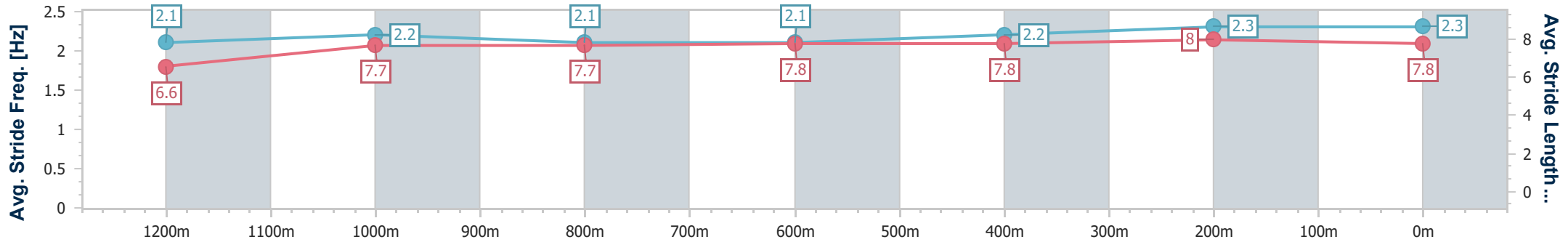
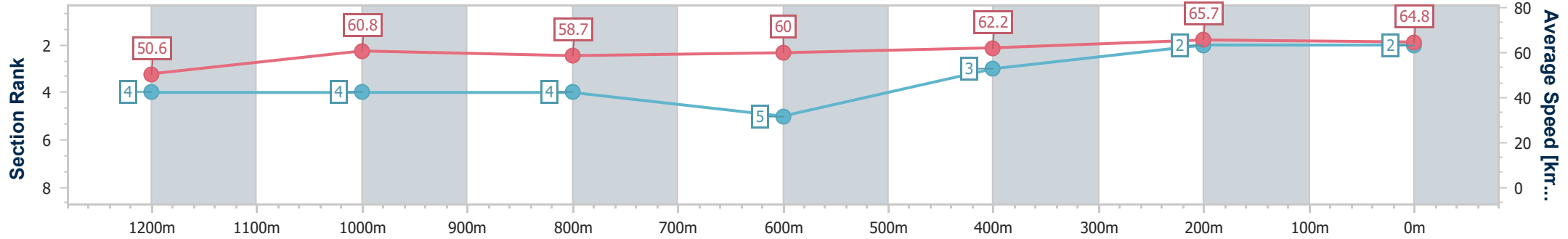
Sunshine Coast Poly Track QLD Professional
Race 3: Access Insulation Sunshine Coast Class 1 Handicap - 1400m



24 March 2024 - 13:55

Track Rating: Synthetic, Weather: Overcast, Rail Position: True

Section	Overall	1200m	1000m	800m	600m	400m	200m
Section Times	1:24.44 [2] (0:14.30)	1:10.14 [4] (0:11.93)	0:58.21 [4] (0:12.30)	0:45.91 [4] (0:12.15)	0:33.76 [5] (0:11.70)	0:22.06 [3] (0:10.98)	0:11.08 [2] (0:11.08)
Average Speed [km/h]	50.6	60.8	58.7	60.0	62.2	65.7	64.8
Top Speed [km/h]	62.3	62.2	59.7	62.3	63.5	66.8	67.1
Avg. Dist. to Rail [m]	5.3	3.5	3.0	2.3	1.3	3.4	3.5
Avg. Stride Freq. [Hz]	2.1	2.2	2.1	2.1	2.2	2.3	2.3
Avg. Stride Length [m]	6.6	7.7	7.7	7.8	7.8	8.0	7.8



- [] Ranking at each section and finish
- .-.- No data available at this section
- NA No data available



Horse/Jockey Name	Claudius
Final Rank	3
Fastest Section Time (Section)	0:11.23 (400m)
Top Speed [km/h] (Section)	65.1 (400m)
Race State	Finished



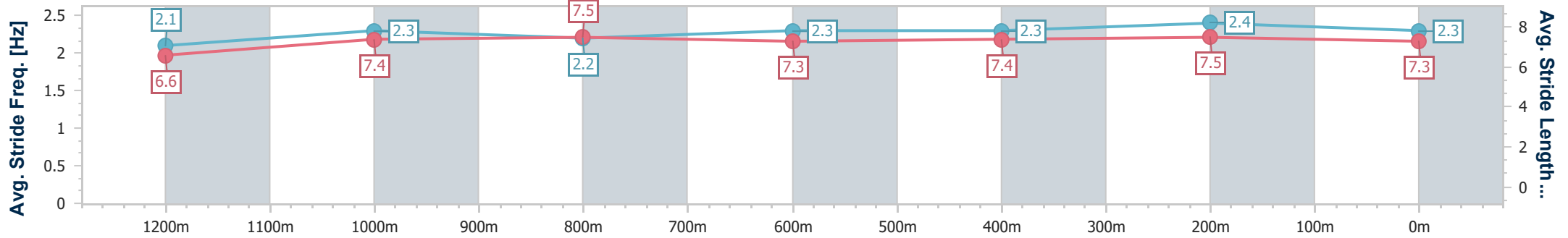
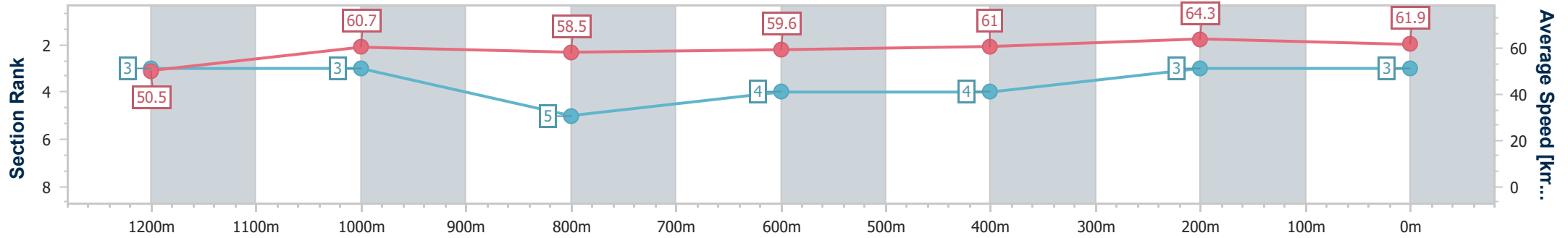
Sunshine Coast Poly Track QLD Professional
Race 3: Access Insulation Sunshine Coast Class 1 Handicap - 1400m



24 March 2024 - 13:55

Track Rating: Synthetic, Weather: Overcast, Rail Position: True

Section	Overall	1200m	1000m	800m	600m	400m	200m
Section Times	1:25.26 [3] (0:14.29)	1:10.97 [3] (0:11.89)	0:59.08 [3] (0:12.36)	0:46.72 [5] (0:12.10)	0:34.62 [4] (0:11.75)	0:22.87 [4] (0:11.23)	0:11.64 [3] (0:11.64)
Average Speed [km/h]	50.5	60.7	58.5	59.6	61.0	64.3	61.9
Top Speed [km/h]	62.4	62.5	60.8	60.9	62.9	65.1	63.5
Avg. Dist. to Rail [m]	2.2	1.4	1.3	0.6	0.5	0.5	1.9
Avg. Stride Freq. [Hz]	2.1	2.3	2.2	2.3	2.3	2.4	2.3
Avg. Stride Length [m]	6.6	7.4	7.5	7.3	7.4	7.5	7.3



- [] Ranking at each section and finish
- .-.- No data available at this section
- NA No data available



Horse/Jockey Name	Wassa
Final Rank	4
Fastest Section Time (Section)	0:11.50 (400m)
Top Speed [km/h] (Section)	64.7 (400m)
Race State	Finished



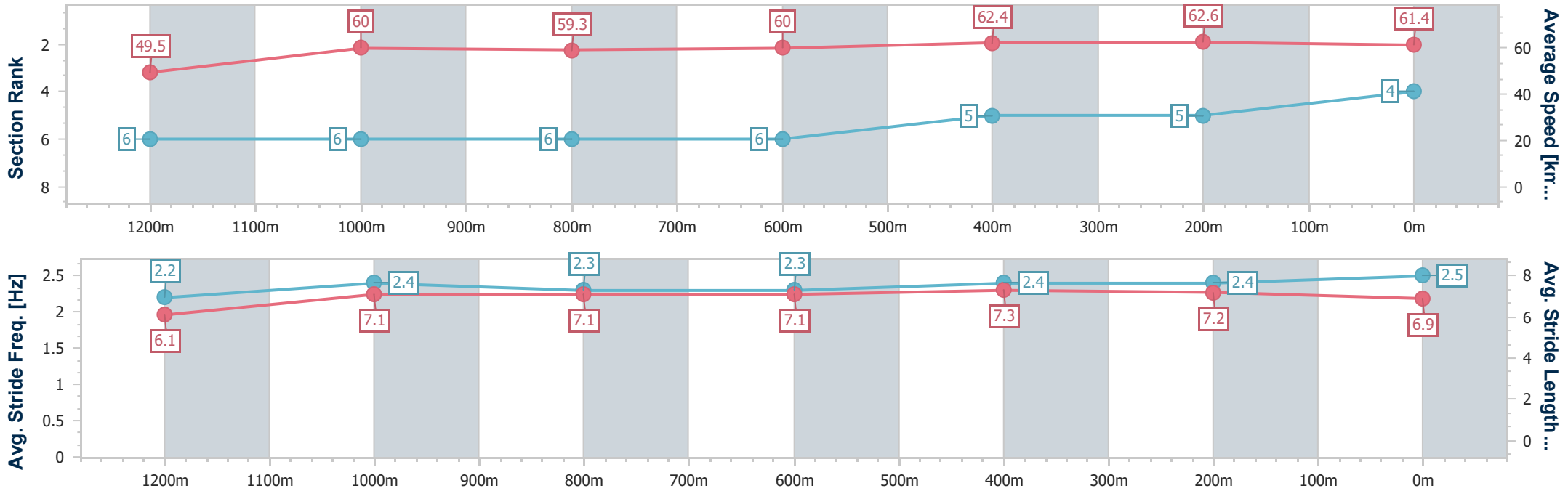
Sunshine Coast Poly Track QLD Professional
Race 3: Access Insulation Sunshine Coast Class 1 Handicap - 1400m



24 March 2024 - 13:55

Track Rating: Synthetic, Weather: Overcast, Rail Position: True

Section	Overall	1200m	1000m	800m	600m	400m	200m							
Section Times	1:25.59 [4] (0:14.63)	1:10.96 [6] (0:11.99)	0:58.97 [6] (0:12.17)	0:46.80 [6] (0:12.13)	0:34.67 [6] (0:11.51)	0:23.16 [5] (0:11.50)	0:11.66 [5] (0:11.66)							
Average Speed [km/h]	49.5	60.0	59.3	60.0	62.4	62.6	61.4							
Top Speed [km/h]	62.0	62.0	62.1	61.8	64.6	64.7	64.2							
Avg. Dist. to Rail [m]	4.4	1.9	2.0	1.2	0.2	1.9	3.7							
Avg. Stride Freq. [Hz]	2.2	2.4	2.3	2.3	2.4	2.4	2.5							
Avg. Stride Length [m]	6.1	7.1	7.1	7.1	7.3	7.2	6.9							



- [] Ranking at each section and finish
- .-.- No data available at this section
- NA No data available



Horse/Jockey Name	Pauli
Final Rank	5
Fastest Section Time (Section)	0:11.56 (400m)
Top Speed [km/h] (Section)	62.9 (400m)
Race State	Finished



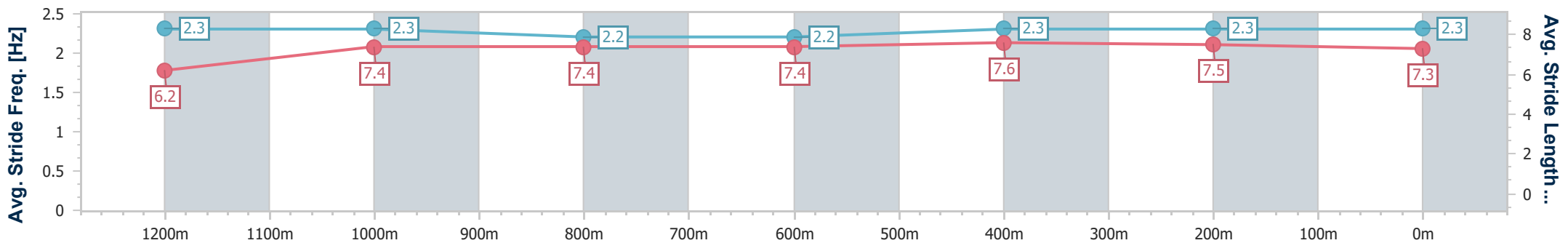
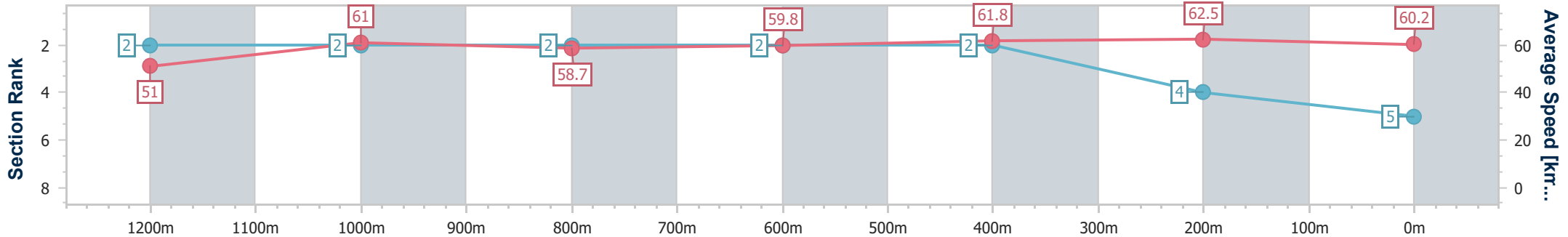
Sunshine Coast Poly Track QLD Professional
Race 3: Access Insulation Sunshine Coast Class 1 Handicap - 1400m



24 March 2024 - 13:55

Track Rating: Synthetic, Weather: Overcast, Rail Position: True

Section	Overall	1200m	1000m	800m	600m	400m	200m
Section Times	1:25.80 [5] (0:14.15)	1:11.65 [2] (0:11.84)	0:59.81 [2] (0:12.33)	0:47.48 [2] (0:12.24)	0:35.24 [2] (0:11.76)	0:23.48 [2] (0:11.56)	0:11.92 [4] (0:11.92)
Average Speed [km/h]	51.0	61.0	58.7	59.8	61.8	62.5	60.2
Top Speed [km/h]	62.0	62.7	59.2	61.1	62.4	62.9	61.6
Avg. Dist. to Rail [m]	3.8	2.6	2.6	2.8	1.2	2.0	2.2
Avg. Stride Freq. [Hz]	2.3	2.3	2.2	2.2	2.3	2.3	2.3
Avg. Stride Length [m]	6.2	7.4	7.4	7.4	7.6	7.5	7.3



- [] Ranking at each section and finish
- .-.- No data available at this section
- NA No data available



Horse/Jockey Name	Dustyiam
Final Rank	6
Fastest Section Time (Section)	0:11.93 (400m)
Top Speed [km/h] (Section)	62.8 (600m)
Race State	Finished



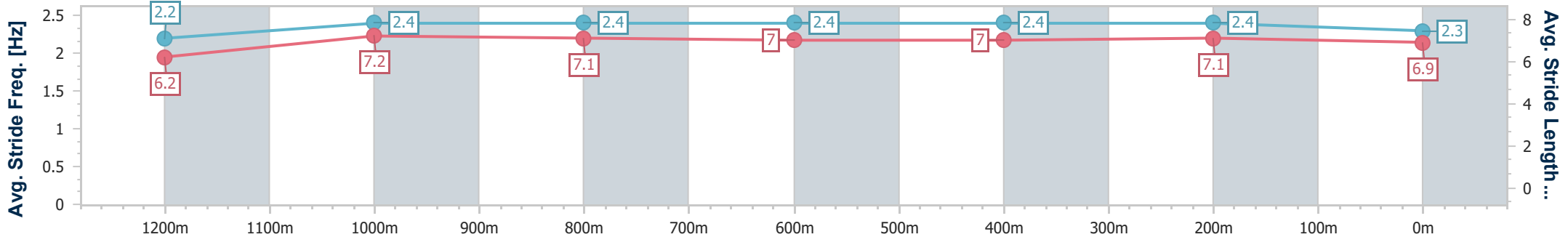
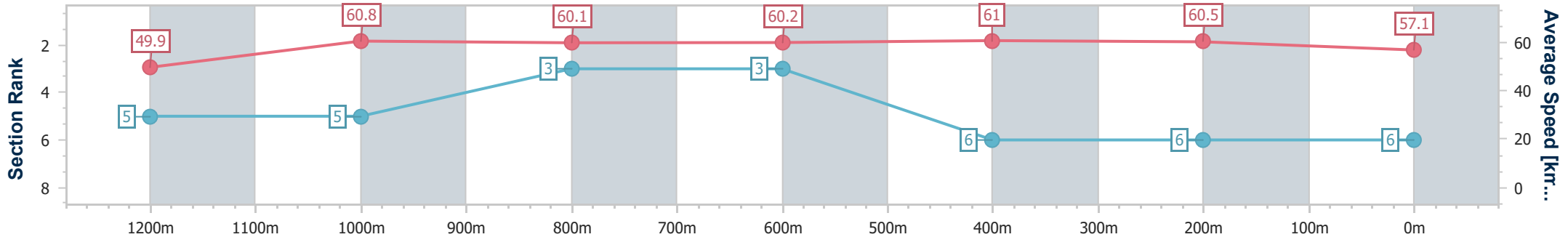
Sunshine Coast Poly Track QLD Professional
Race 3: Access Insulation Sunshine Coast Class 1 Handicap - 1400m



24 March 2024 - 13:55

Track Rating: Synthetic, Weather: Overcast, Rail Position: True

Section	Overall	1200m	1000m	800m	600m	400m	200m
Section Times	1:27.14 [6] (0:14.47)	1:12.67 [5] (0:11.94)	1:00.73 [5] (0:12.01)	0:48.72 [3] (0:12.21)	0:36.51 [3] (0:11.99)	0:24.52 [6] (0:11.93)	0:12.59 [6] (0:12.59)
Average Speed [km/h]	49.9	60.8	60.1	60.2	61.0	60.5	57.1
Top Speed [km/h]	62.2	62.3	61.4	61.9	62.8	61.5	59.3
Avg. Dist. to Rail [m]	3.5	2.7	4.1	3.1	2.8	2.8	2.9
Avg. Stride Freq. [Hz]	2.2	2.4	2.4	2.4	2.4	2.4	2.3
Avg. Stride Length [m]	6.2	7.2	7.1	7.0	7.0	7.1	6.9



- [] Ranking at each section and finish
- .-.- No data available at this section
- NA No data available