



Sunshine Coast Poly Track QLD Professional

Race 4: BOSS Building Maintenance BM58 Handicap - 1600m



24 March 2024 - 14:35

Track Rating: Synthetic, Weather: Overcast, Rail Position: True

Section		Overall	1400m	1200m	1000m	800m	600m	400m	Last 600m				
Field Times		1:37.93 (0:13.70)	1:24.23 (0:11.34)	1:12.89 (0:11.79)	1:01.10 (0:12.53)	0:48.57 (0:13.23)	0:35.34 (0:12.31)	0:23.03 (0:11.40)	0:35.34				
Rank	TAB Horse/Jockey	Barrier	Top Speed [km/h]	Fastest Section									Distance Travelled [m]
1	8 TORQUE ESPAGNA Cody Collis	8	66.0 1400m	0:11.31 400m	1:37.93 [1] (0:14.18)	1:23.75 [7] (0:11.72)	1:12.03 [6] (0:11.91)	1:00.12 [6] (0:12.20)	0:47.92 [6] (0:12.95)	0:34.97 [6] (0:12.15)	0:22.82 [4] (0:11.31)	0:34.97	
2	2 REDENTE CHOICE Yvette Lewis	2	65.4 400m	0:11.23 400m	1:38.11 [2] (0:14.38)	1:23.73 [8] (0:11.76)	1:11.97 [8] (0:11.94)	1:00.03 [8] (0:12.24)	0:47.79 [8] (0:13.00)	0:34.79 [8] (0:11.82)	0:22.97 [5] (0:11.23)	0:34.79	+1
3	1 MR DUDWEY Jim Byrne	1	64.9 400m	0:11.36 400m	1:38.17 [3] (0:13.93)	1:24.24 [3] (0:11.64)	1:12.60 [4] (0:11.79)	1:00.81 [4] (0:12.38)	0:48.43 [4] (0:13.10)	0:35.33 [3] (0:12.21)	0:23.12 [3] (0:11.36)	0:35.33	+1
4	4 ASTERN VILLA Mark Du Plessis	4	64.4 1400m	0:11.40 400m	1:38.37 [4] (0:13.71)	1:24.66 [2] (0:11.55)	1:13.11 [2] (0:11.68)	1:01.43 [2] (0:12.47)	0:48.96 [2] (0:13.21)	0:35.75 [2] (0:12.28)	0:23.47 [1] (0:11.40)	0:35.75	-5
5	9 RUDIMENTARY Adin Thompson	9	67.8 1400m	0:11.08 1400m	1:38.38 [5] (0:13.96)	1:24.42 [4] (0:11.08)	1:13.34 [1] (0:12.00)	1:01.34 [3] (0:12.62)	0:48.72 [3] (0:13.22)	0:35.50 [4] (0:12.37)	0:23.13 [7] (0:11.32)	0:35.50	-5
6	7 KASEAR Justin Stanley	7	63.5 400m	0:11.57 400m	1:38.64 [6] (0:14.16)	1:24.48 [6] (0:11.74)	1:12.74 [6] (0:12.00)	1:00.74 [7] (0:12.41)	0:48.33 [7] (0:12.97)	0:35.36 [7] (0:11.87)	0:23.49 [6] (0:11.57)	0:35.36	-12
7	3 SEERESS Olivia Webb	3	65.2 400m	0:11.28 400m	1:38.65 [7] (0:14.03)	1:24.62 [5] (0:11.56)	1:13.06 [5] (0:11.88)	1:01.18 [5] (0:12.43)	0:48.75 [5] (0:13.06)	0:35.69 [5] (0:12.40)	0:23.29 [8] (0:11.28)	0:35.69	-10
8	5 BLUE SWIMMER Dale Smith	5	63.7 1400m	0:11.55 400m	1:38.79 [8] (0:13.70)	1:25.09 [1] (0:11.57)	1:13.52 [3] (0:11.56)	1:01.96 [1] (0:12.53)	0:49.43 [1] (0:13.23)	0:36.20 [1] (0:12.40)	0:23.80 [2] (0:11.55)	0:36.20	-4

Scratched: Au Revoir (#6)

[] Ranking at each section and finish
 -:-:- No data available at this section
 NA No data available

SCN Saddle cloth number
 DNF Did not finish
 DNT Did not track



Sunshine Coast Poly Track QLD Professional
Race 4: BOSS Building Maintenance BM58 Handicap - 1600m
 24 March 2024 - 14:35



Track Rating: Synthetic, Weather: Overcast, Rail Position: True

Section							200m			Last 600m
Field Times							0:11.63 (0:11.63)			0:35.34
Rank	TAB	Horse/Jockey	Barrier	Top Speed [km/h]	Fastest Section	Margin			Distance Travelled [m]	
1	8	TORQUE ESPAGNA Cody Collis	8	66.0 1400m	0:11.31 400m	0:11.51 [4] (0:11.51)	1:37.93			0:34.97
2	2	REDENTE CHOICE Yvette Lewis	2	65.4 400m	0:11.23 400m	0:11.74 [2] (0:11.74)	1L			0:34.79 +1
3	1	MR DUDWEY Jim Byrne	1	64.9 400m	0:11.36 400m	0:11.76 [3] (0:11.76)	1.2L			0:35.33 +1
4	4	ASTERN VILLA Mark Du Plessis	4	64.4 1400m	0:11.40 400m	0:12.07 [1] (0:12.07)	2.2L			0:35.75 -5
5	9	RUDIMENTARY Adin Thompson	9	67.8 1400m	0:11.08 1400m	0:11.81 [6] (0:11.81)	2.3L			0:35.50 -5
6	7	KASEAR Justin Stanley	7	63.5 400m	0:11.57 400m	0:11.92 [8] (0:11.92)	3.8L			0:35.36 -12
7	3	SEERESS Olivia Webb	3	65.2 400m	0:11.28 400m	0:12.01 [7] (0:12.01)	3.9L			0:35.69 -10
8	5	BLUE SWIMMER Dale Smith	5	63.7 1400m	0:11.55 400m	0:12.25 [5] (0:12.25)	4.7L			0:36.20 -4

Scratched: Au Revoir (#6)

[] Ranking at each section and finish
 -:-:- No data available at this section
 NA No data available

SCN Saddle cloth number
 DNF Did not finish
 DNT Did not track



Horse/Jockey Name	Torque Espagna
Final Rank	1
Fastest Section Time (Section)	0:11.31 (400m)
Top Speed [km/h] (Section)	66.0 (1400m)
Race State	Finished



Sunshine Coast Poly Track QLD Professional

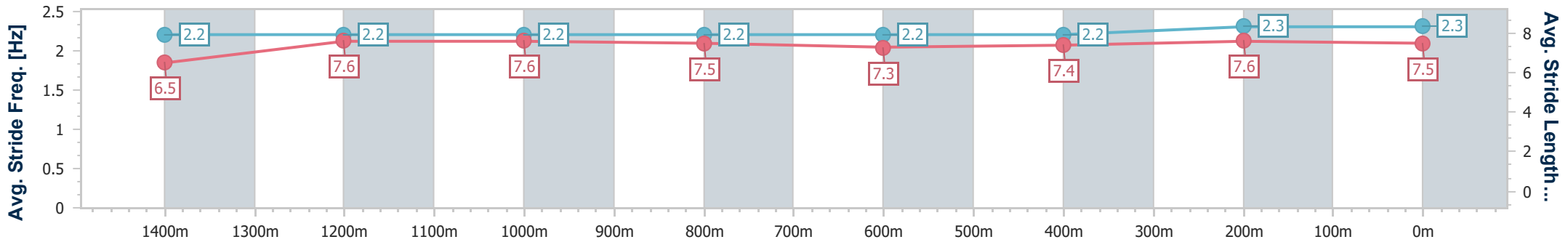
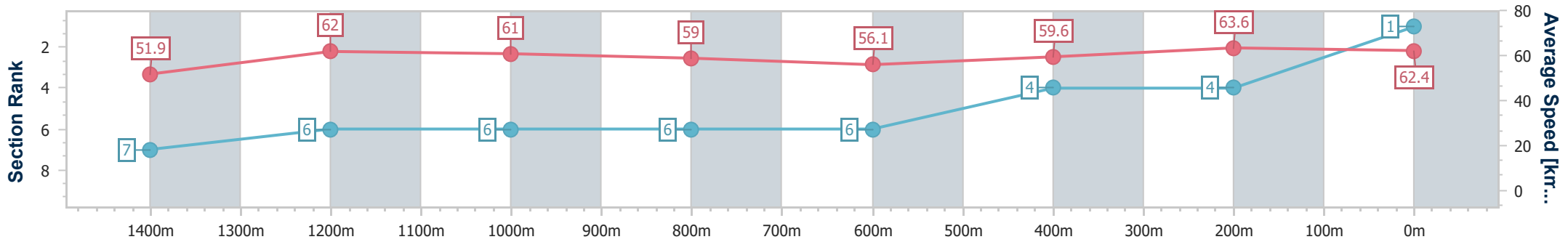
Race 4: BOSS Building Maintenance BM58 Handicap - 1600m



24 March 2024 - 14:35

Track Rating: Synthetic, Weather: Overcast, Rail Position: True

Section	Overall	1400m	1200m	1000m	800m	600m	400m	200m
Section Times	1:37.93 [1] (0:14.18)	1:23.75 [7] (0:11.72)	1:12.03 [6] (0:11.91)	1:00.12 [6] (0:12.20)	0:47.92 [6] (0:12.95)	0:34.97 [6] (0:12.15)	0:22.82 [4] (0:11.31)	0:11.51 [4]
Average Speed [km/h]	51.9	62.0	61.0	59.0	56.1	59.6	63.6	62.4
Top Speed [km/h]	61.7	66.0	62.8	60.3	57.3	62.6	65.0	63.6
Avg. Dist. to Rail [m]	7.3	2.9	2.9	2.5	1.2	0.9	1.9	3.7
Avg. Stride Freq. [Hz]	2.2	2.2	2.2	2.2	2.2	2.2	2.3	2.3
Avg. Stride Length [m]	6.5	7.6	7.6	7.5	7.3	7.4	7.6	7.5



- [] Ranking at each section and finish
- .-.- No data available at this section
- NA No data available



Horse/Jockey Name	Redente Choice
Final Rank	2
Fastest Section Time (Section)	0:11.23 (400m)
Top Speed [km/h] (Section)	65.4 (400m)
Race State	Finished



Sunshine Coast Poly Track QLD Professional

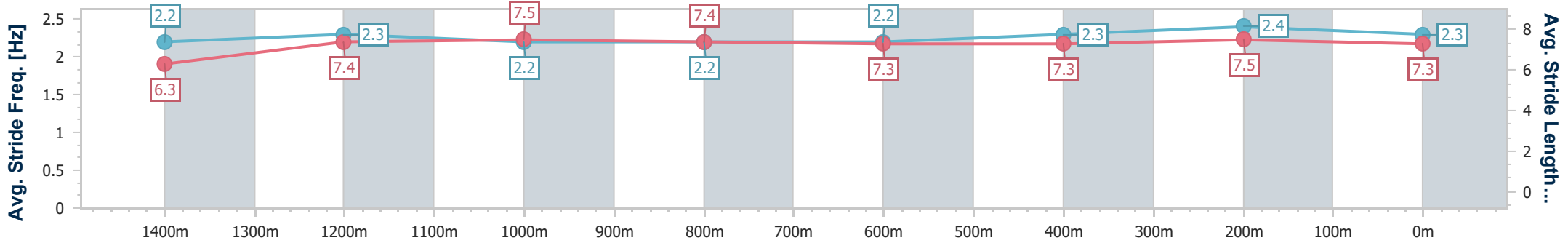
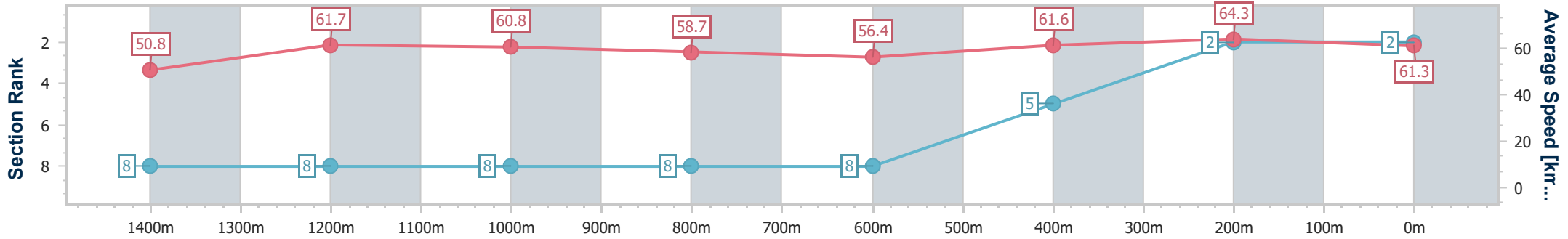
Race 4: BOSS Building Maintenance BM58 Handicap - 1600m



24 March 2024 - 14:35

Track Rating: Synthetic, Weather: Overcast, Rail Position: True

Section	Overall	1400m	1200m	1000m	800m	600m	400m	200m
Section Times	1:38.11 [2] (0:14.38)	1:23.73 [8] (0:11.76)	1:11.97 [8] (0:11.94)	1:00.03 [8] (0:12.24)	0:47.79 [8] (0:13.00)	0:34.79 [8] (0:11.82)	0:22.97 [5] (0:11.23)	0:11.74 [2] (0:11.74)
Average Speed [km/h]	50.8	61.7	60.8	58.7	56.4	61.6	64.3	61.3
Top Speed [km/h]	61.7	63.9	62.1	59.5	61.0	63.7	65.4	63.5
Avg. Dist. to Rail [m]	6.5	1.7	2.2	2.4	2.4	2.1	4.1	5.4
Avg. Stride Freq. [Hz]	2.2	2.3	2.2	2.2	2.2	2.3	2.4	2.3
Avg. Stride Length [m]	6.3	7.4	7.5	7.4	7.3	7.3	7.5	7.3



- [] Ranking at each section and finish
- .-.- No data available at this section
- NA No data available



Horse/Jockey Name	Mr Dudwey
Final Rank	3
Fastest Section Time (Section)	0:11.36 (400m)
Top Speed [km/h] (Section)	64.9 (400m)
Race State	Finished



Sunshine Coast Poly Track QLD Professional

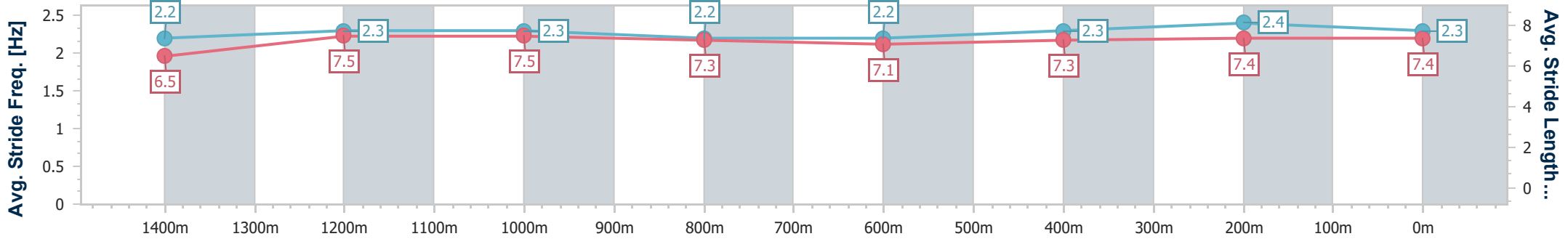
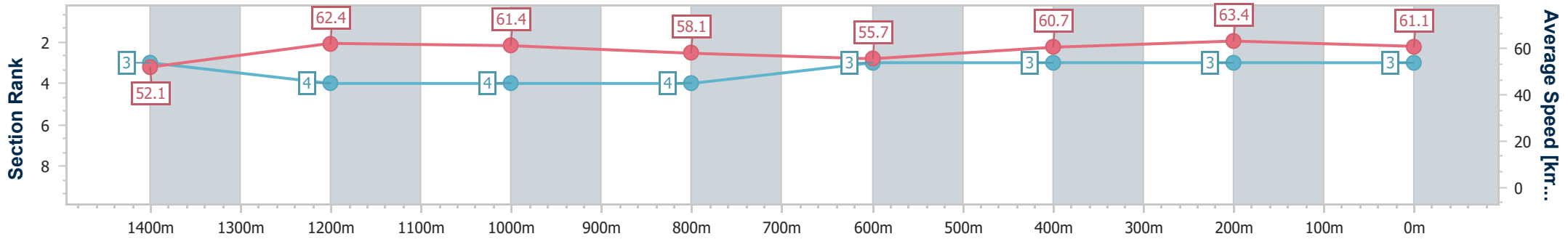
Race 4: BOSS Building Maintenance BM58 Handicap - 1600m



24 March 2024 - 14:35

Track Rating: Synthetic, Weather: Overcast, Rail Position: True

Section	Overall	1400m	1200m	1000m	800m	600m	400m	200m
Section Times	1:38.17 [3] (0:13.93)	1:24.24 [3] (0:11.64)	1:12.60 [4] (0:11.79)	1:00.81 [4] (0:12.38)	0:48.43 [4] (0:13.10)	0:35.33 [3] (0:12.21)	0:23.12 [3] (0:11.36)	0:11.76 [3] (0:11.76)
Average Speed [km/h]	52.1	62.4	61.4	58.1	55.7	60.7	63.4	61.1
Top Speed [km/h]	62.3	63.1	63.3	60.4	57.0	63.9	64.9	62.7
Avg. Dist. to Rail [m]	4.1	1.7	2.0	1.8	2.3	4.0	4.0	3.1
Avg. Stride Freq. [Hz]	2.2	2.3	2.3	2.2	2.2	2.3	2.4	2.3
Avg. Stride Length [m]	6.5	7.5	7.5	7.3	7.1	7.3	7.4	7.4



- [] Ranking at each section and finish
- .-.- No data available at this section
- NA No data available



Horse/Jockey Name	Astern Villa
Final Rank	4
Fastest Section Time (Section)	0:11.40 (400m)
Top Speed [km/h] (Section)	64.4 (1400m)
Race State	Finished



Sunshine Coast Poly Track QLD Professional

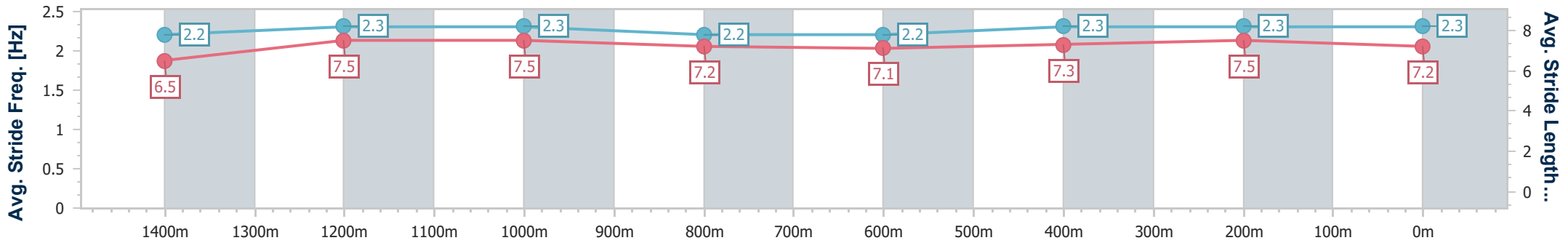
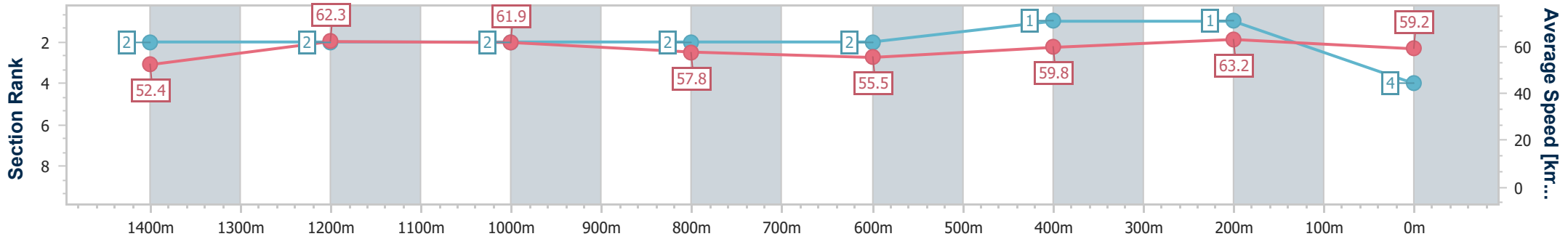
Race 4: BOSS Building Maintenance BM58 Handicap - 1600m



24 March 2024 - 14:35

Track Rating: Synthetic, Weather: Overcast, Rail Position: True

Section	Overall	1400m	1200m	1000m	800m	600m	400m	200m
Section Times	1:38.37 [4] (0:13.71)	1:24.66 [2] (0:11.55)	1:13.11 [2] (0:11.68)	1:01.43 [2] (0:12.47)	0:48.96 [2] (0:13.21)	0:35.75 [2] (0:12.28)	0:23.47 [1] (0:11.40)	0:12.07 [1] (0:12.07)
Average Speed [km/h]	52.4	62.3	61.9	57.8	55.5	59.8	63.2	59.2
Top Speed [km/h]	63.3	64.4	63.5	59.9	56.7	62.8	64.1	62.1
Avg. Dist. to Rail [m]	1.9	0.5	1.6	2.1	2.7	2.9	3.4	1.6
Avg. Stride Freq. [Hz]	2.2	2.3	2.3	2.2	2.2	2.3	2.3	2.3
Avg. Stride Length [m]	6.5	7.5	7.5	7.2	7.1	7.3	7.5	7.2



- [] Ranking at each section and finish
- .-.-.- No data available at this section
- NA No data available



Horse/Jockey Name	Rudimentary
Final Rank	5
Fastest Section Time (Section)	0:11.08 (1400m)
Top Speed [km/h] (Section)	67.8 (1400m)
Race State	Finished



Sunshine Coast Poly Track QLD Professional

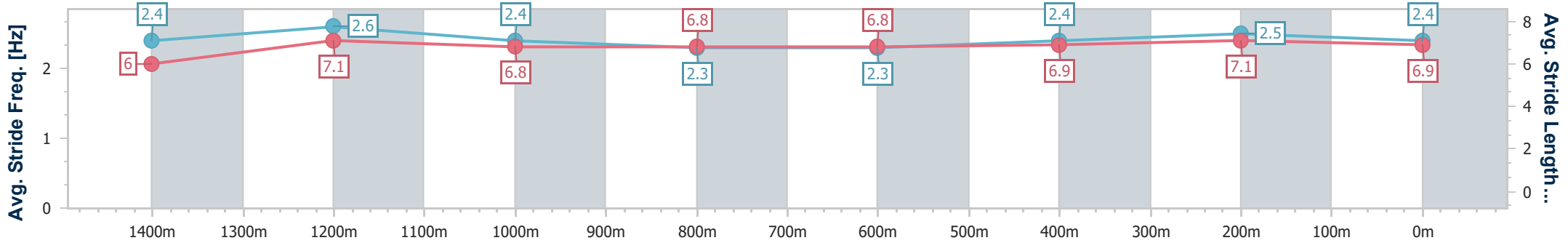
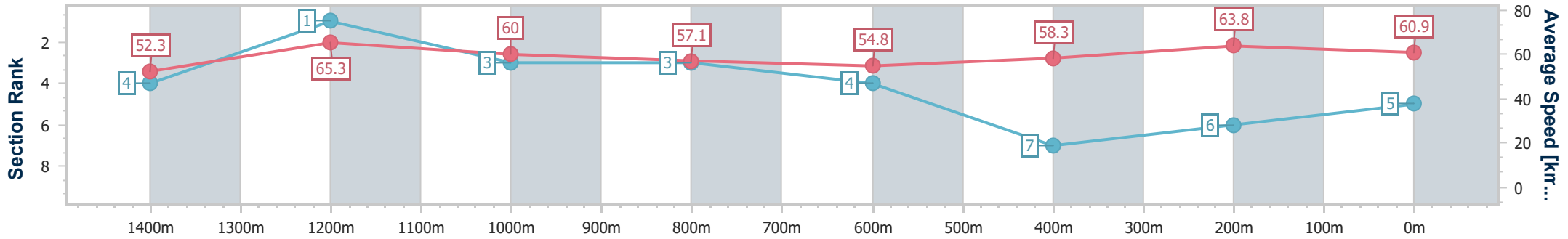
Race 4: BOSS Building Maintenance BM58 Handicap - 1600m



24 March 2024 - 14:35

Track Rating: Synthetic, Weather: Overcast, Rail Position: True

Section	Overall	1400m	1200m	1000m	800m	600m	400m	200m
Section Times	1:38.38 [5] (0:13.96)	1:24.42 [4] (0:11.08)	1:13.34 [1] (0:12.00)	1:01.34 [3] (0:12.62)	0:48.72 [3] (0:13.22)	0:35.50 [4] (0:12.37)	0:23.13 [7] (0:11.32)	0:11.81 [6] (0:11.81)
Average Speed [km/h]	52.3	65.3	60.0	57.1	54.8	58.3	63.8	60.9
Top Speed [km/h]	63.1	67.8	63.8	59.7	55.8	62.1	64.4	63.5
Avg. Dist. to Rail [m]	4.9	2.3	0.7	1.7	0.8	0.3	1.2	0.5
Avg. Stride Freq. [Hz]	2.4	2.6	2.4	2.3	2.3	2.4	2.5	2.4
Avg. Stride Length [m]	6.0	7.1	6.8	6.8	6.8	6.9	7.1	6.9



- [] Ranking at each section and finish
- .-.- No data available at this section
- NA No data available



Horse/Jockey Name	Kasear
Final Rank	6
Fastest Section Time (Section)	0:11.57 (400m)
Top Speed [km/h] (Section)	63.5 (400m)
Race State	Finished



Sunshine Coast Poly Track QLD Professional

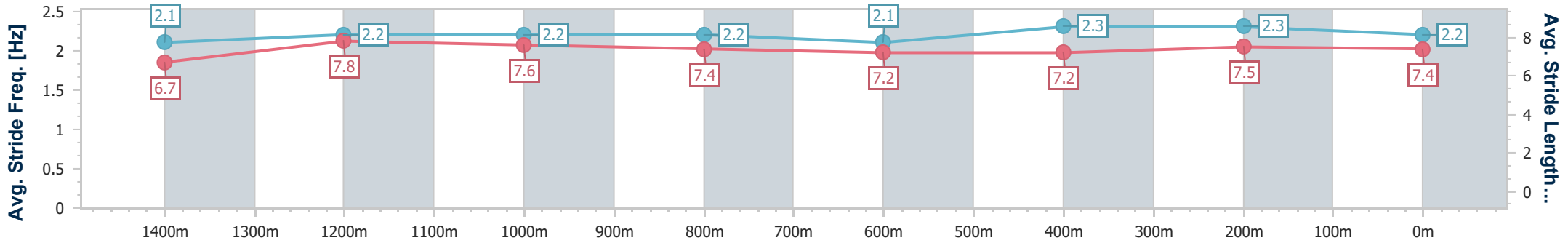
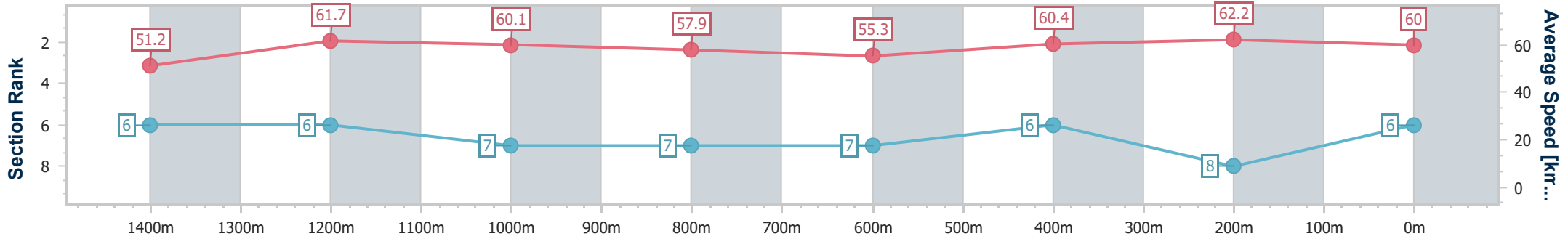
Race 4: BOSS Building Maintenance BM58 Handicap - 1600m



24 March 2024 - 14:35

Track Rating: Synthetic, Weather: Overcast, Rail Position: True

Section	Overall	1400m	1200m	1000m	800m	600m	400m	200m
Section Times	1:38.64 [6] (0:14.16)	1:24.48 [6] (0:11.74)	1:12.74 [6] (0:12.00)	1:00.74 [7] (0:12.41)	0:48.33 [7] (0:12.97)	0:35.36 [7] (0:11.87)	0:23.49 [6] (0:11.57)	0:11.92 [8] (0:11.92)
Average Speed [km/h]	51.2	61.7	60.1	57.9	55.3	60.4	62.2	60.0
Top Speed [km/h]	61.6	62.8	62.2	60.0	56.4	62.6	63.5	60.9
Avg. Dist. to Rail [m]	4.9	1.0	0.3	0.6	0.9	1.5	3.4	4.7
Avg. Stride Freq. [Hz]	2.1	2.2	2.2	2.2	2.1	2.3	2.3	2.2
Avg. Stride Length [m]	6.7	7.8	7.6	7.4	7.2	7.2	7.5	7.4



- [] Ranking at each section and finish
- .-.- No data available at this section
- NA No data available



Horse/Jockey Name	Seeress
Final Rank	7
Fastest Section Time (Section)	0:11.28 (400m)
Top Speed [km/h] (Section)	65.2 (400m)
Race State	Finished



Sunshine Coast Poly Track QLD Professional

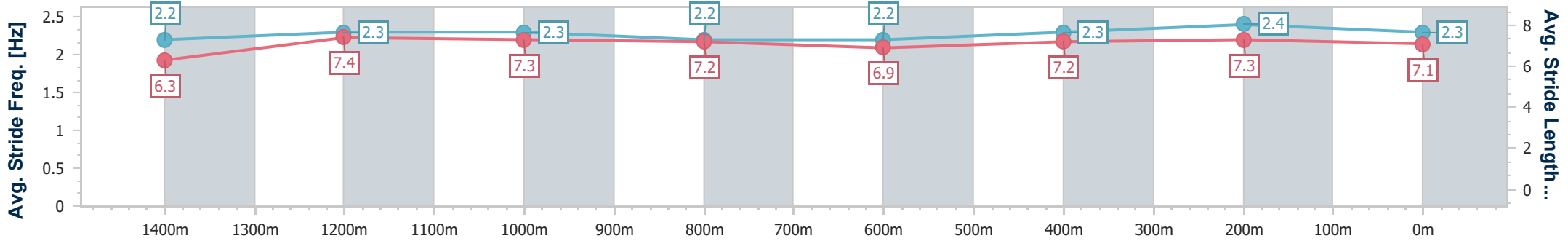
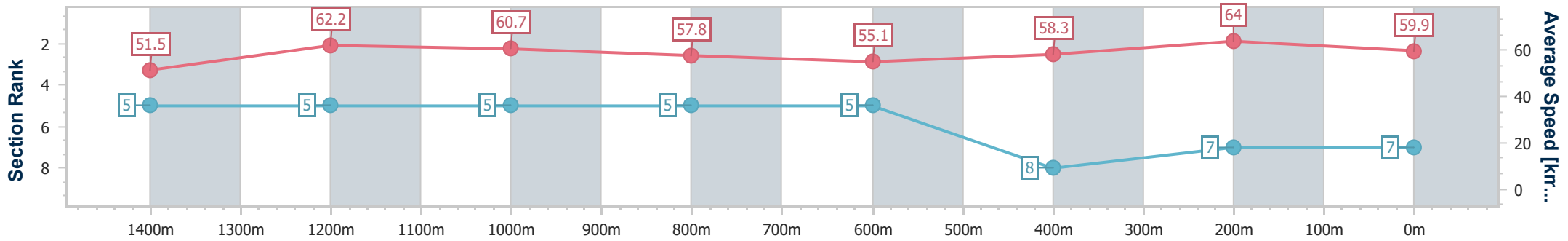
Race 4: BOSS Building Maintenance BM58 Handicap - 1600m



24 March 2024 - 14:35

Track Rating: Synthetic, Weather: Overcast, Rail Position: True

Section	Overall	1400m	1200m	1000m	800m	600m	400m	200m
Section Times	1:38.65 [7] (0:14.03)	1:24.62 [5] (0:11.56)	1:13.06 [5] (0:11.88)	1:01.18 [5] (0:12.43)	0:48.75 [5] (0:13.06)	0:35.69 [5] (0:12.40)	0:23.29 [8] (0:11.28)	0:12.01 [7] (0:12.01)
Average Speed [km/h]	51.5	62.2	60.7	57.8	55.1	58.3	64.0	59.9
Top Speed [km/h]	64.0	63.6	62.4	59.8	55.8	62.2	65.2	64.4
Avg. Dist. to Rail [m]	2.6	0.2	0.2	0.2	0.2	0.7	0.5	1.1
Avg. Stride Freq. [Hz]	2.2	2.3	2.3	2.2	2.2	2.3	2.4	2.3
Avg. Stride Length [m]	6.3	7.4	7.3	7.2	6.9	7.2	7.3	7.1



- [] Ranking at each section and finish
- .-.-.- No data available at this section
- NA No data available



Horse/Jockey Name	Blue Swimmer
Final Rank	8
Fastest Section Time (Section)	0:11.55 (400m)
Top Speed [km/h] (Section)	63.7 (1400m)
Race State	Finished



Sunshine Coast Poly Track QLD Professional

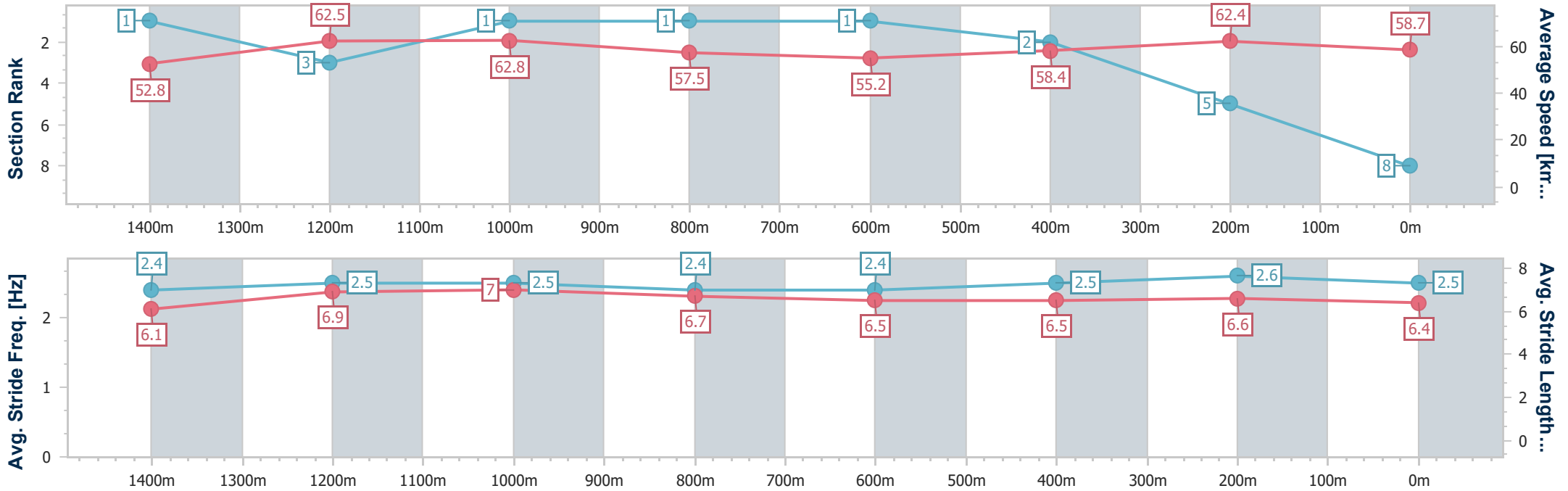
Race 4: BOSS Building Maintenance BM58 Handicap - 1600m



24 March 2024 - 14:35

Track Rating: Synthetic, Weather: Overcast, Rail Position: True

Section	Overall	1400m	1200m	1000m	800m	600m	400m	200m
Section Times	1:38.79 [8] (0:13.70)	1:25.09 [1] (0:11.57)	1:13.52 [3] (0:11.56)	1:01.96 [1] (0:12.53)	0:49.43 [1] (0:13.23)	0:36.20 [1] (0:12.40)	0:23.80 [2] (0:11.55)	0:12.25 [5] (0:12.25)
Average Speed [km/h]	52.8	62.5	62.8	57.5	55.2	58.4	62.4	58.7
Top Speed [km/h]	62.9	63.7	63.6	61.2	56.4	62.2	63.5	62.3
Avg. Dist. to Rail [m]	2.6	2.2	3.6	2.4	1.5	1.2	0.7	0.7
Avg. Stride Freq. [Hz]	2.4	2.5	2.5	2.4	2.4	2.5	2.6	2.5
Avg. Stride Length [m]	6.1	6.9	7.0	6.7	6.5	6.5	6.6	6.4



- [] Ranking at each section and finish
- .-.- No data available at this section
- NA No data available