



Sunshine Coast Poly Track QLD Professional

Race 5: Go Transit Media Group BM62 Handicap - 1100m

24 March 2024 - 15:20



Track Rating: Synthetic, Weather: Overcast, Rail Position: True

Section		Field Times											Last 600m					
		Overall	1000m	800m	600m	400m	200m						0:34.46					
		1:04.56 (0:08.10)	0:56.46 (0:10.88)	0:45.58 (0:11.12)	0:34.46 (0:11.53)	0:22.93 (0:11.25)	0:11.68 (0:11.68)											
Rank	TAB	Horse/Jockey	Barrier	Top Speed [km/h]	Fastest Section												Margin	Distance Travelled [m]
1	2	RUSTIC BOOM Michael Rodd	2	66.8 1000m	0:08.10 Overall	1:04.56 [1] (0:08.10)	0:56.46 [1] (0:11.10)	0:45.36 [5] (0:11.19)	0:34.17 [3] (0:11.36)	0:22.81 [2] (0:11.13)	0:11.68 [1] (0:11.68)	1:04.56	0:34.17					
2	1	DIVINE OKAY Cody Collis	1	67.6 1000m	0:08.14 Overall	1:05.13 [2] (0:08.14)	0:56.99 [3] (0:10.85)	0:46.14 [2] (0:11.11)	0:35.03 [1] (0:11.53)	0:23.50 [1] (0:11.39)	0:12.11 [2] (0:12.11)	3.3L	0:35.03	+1				
3	9	ONE IN ALL Nikita Beriman	9	67.0 1000m	0:08.45 Overall	1:05.22 [3] (0:08.45)	0:56.77 [6] (0:10.93)	0:45.84 [6] (0:11.35)	0:34.49 [6] (0:11.48)	0:23.01 [6] (0:11.23)	0:11.78 [4] (0:11.78)	3.7L	0:34.49	+6				
4	6	IRON POWER Nathan Thomas	6	68.2 1000m	0:08.26 Overall	1:05.77 [4] (0:08.26)	0:57.51 [5] (0:10.90)	0:46.61 [4] (0:11.29)	0:35.32 [5] (0:11.58)	0:23.74 [5] (0:11.55)	0:12.19 [6] (0:12.19)	7L	0:35.32	+5				
5	3	EUPHRATES DREAM Jai Williams	3	68.7 1000m	0:08.15 Overall	1:05.79 [5] (0:08.15)	0:57.64 [4] (0:10.83)	0:46.81 [1] (0:11.31)	0:35.50 [2] (0:11.57)	0:23.93 [4] (0:11.63)	0:12.30 [5] (0:12.30)	7.1L	0:35.50	+4				
6	11	BEST SONG Justin Stanley	11	67.9 1000m	0:08.12 Overall	1:05.93 [6] (0:08.12)	0:57.81 [2] (0:10.87)	0:46.94 [3] (0:11.45)	0:35.49 [4] (0:11.37)	0:24.12 [3] (0:11.50)	0:12.62 [3] (0:12.62)	7.9L	0:35.49	+4				
7	8	DAINTREE DREAMING Robbie Dolan	8	66.9 1000m	0:08.49 Overall	1:05.95 [7] (0:08.49)	0:57.46 [7] (0:11.09)	0:46.37 [7] (0:11.33)	0:35.04 [7] (0:11.46)	0:23.58 [7] (0:11.39)	0:12.19 [7] (0:12.19)	8L	0:35.04	-1				

Scratched: Bonded Affair (#4), Island Tide (#10), Galactic Legend (#5), London Point (#7)



Horse/Jockey Name	Rustic Boom
Final Rank	1
Fastest Section Time (Section)	0:08.10 (Overall)
Top Speed [km/h] (Section)	66.8 (1000m)
Race State	Finished



Sunshine Coast Poly Track QLD Professional

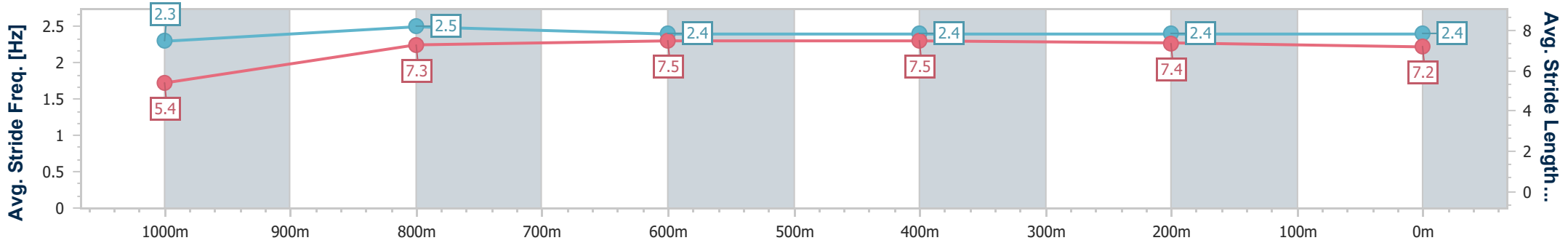
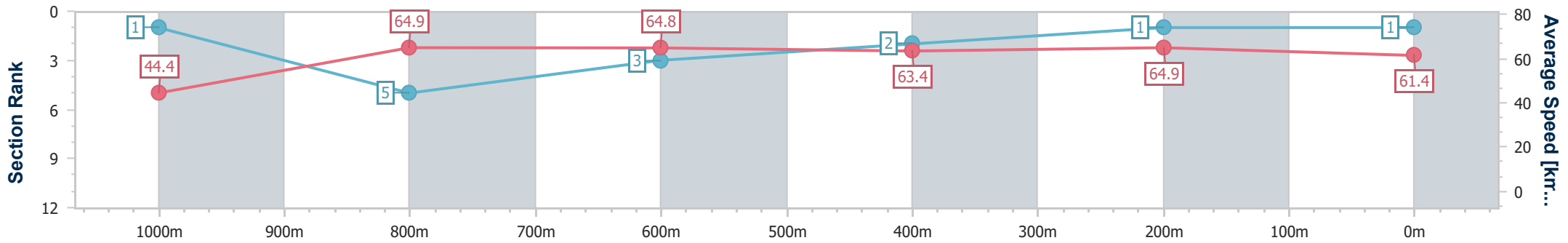
Race 5: Go Transit Media Group BM62 Handicap - 1100m



24 March 2024 - 15:20

Track Rating: Synthetic, Weather: Overcast, Rail Position: True

Section	Overall	1000m	800m	600m	400m	200m
Section Times	1:04.56 [1] (0:08.10)	0:56.46 [1] (0:11.10)	0:45.36 [5] (0:11.19)	0:34.17 [3] (0:11.36)	0:22.81 [2] (0:11.13)	0:11.68 [1] (0:11.68)
Average Speed [km/h]	44.4	64.9	64.8	63.4	64.9	61.4
Top Speed [km/h]	61.5	66.8	66.0	65.0	65.5	64.8
Avg. Dist. to Rail [m]	5.4	2.8	0.9	0.4	1.9	4.3
Avg. Stride Freq. [Hz]	2.3	2.5	2.4	2.4	2.4	2.4
Avg. Stride Length [m]	5.4	7.3	7.5	7.5	7.4	7.2



- [] Ranking at each section and finish
- .-.- No data available at this section
- NA No data available



Horse/Jockey Name	Divine Okay
Final Rank	2
Fastest Section Time (Section)	0:08.14 (Overall)
Top Speed [km/h] (Section)	67.6 (1000m)
Race State	Finished



Sunshine Coast Poly Track QLD Professional

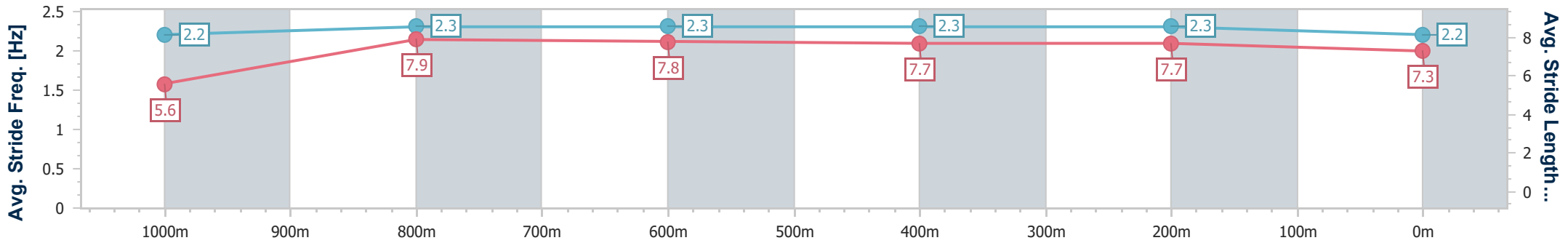
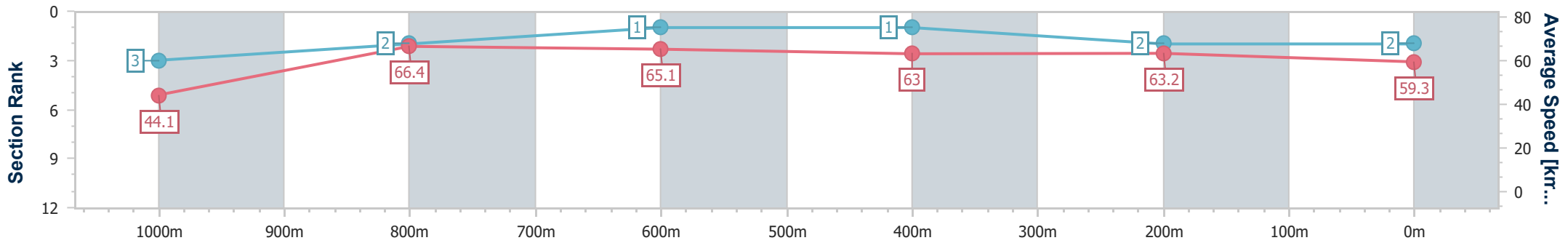
Race 5: Go Transit Media Group BM62 Handicap - 1100m



24 March 2024 - 15:20

Track Rating: Synthetic, Weather: Overcast, Rail Position: True

Section	Overall	1000m	800m	600m	400m	200m
Section Times	1:05.13 [2] (0:08.14)	0:56.99 [3] (0:10.85)	0:46.14 [2] (0:11.11)	0:35.03 [1] (0:11.53)	0:23.50 [1] (0:11.39)	0:12.11 [2] (0:12.11)
Average Speed [km/h]	44.1	66.4	65.1	63.0	63.2	59.3
Top Speed [km/h]	63.8	67.6	66.7	63.8	63.9	61.8
Avg. Dist. to Rail [m]	3.1	1.8	1.1	0.8	0.5	1.7
Avg. Stride Freq. [Hz]	2.2	2.3	2.3	2.3	2.3	2.2
Avg. Stride Length [m]	5.6	7.9	7.8	7.7	7.7	7.3



- [] Ranking at each section and finish
- .-.- No data available at this section
- NA No data available



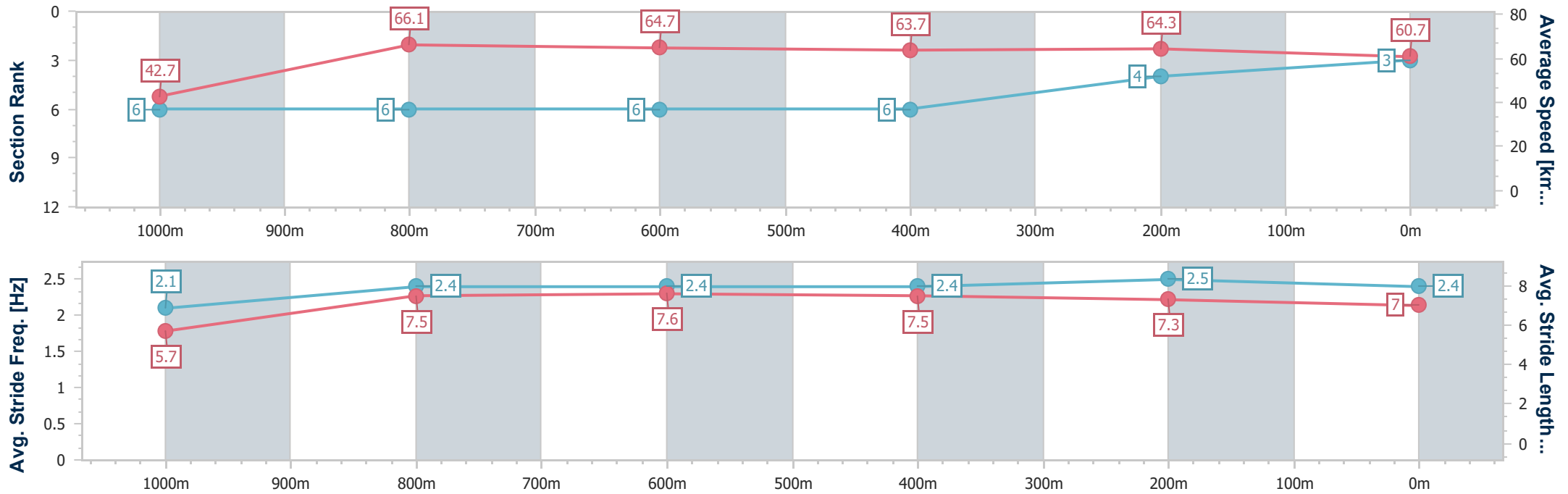
Horse/Jockey Name	One In All
Final Rank	3
Fastest Section Time (Section)	0:08.45 (Overall)
Top Speed [km/h] (Section)	67.0 (1000m)
Race State	Finished



Sunshine Coast Poly Track QLD Professional
 Race 5: Go Transit Media Group BM62 Handicap - 1100m
 24 March 2024 - 15:20
 Track Rating: Synthetic, Weather: Overcast, Rail Position: True



Section	Overall	1000m	800m	600m	400m	200m
Section Times	1:05.22 [3] (0:08.45)	0:56.77 [6] (0:10.93)	0:45.84 [6] (0:11.35)	0:34.49 [6] (0:11.48)	0:23.01 [6] (0:11.23)	0:11.78 [4]
Average Speed [km/h]	42.7	66.1	64.7	63.7	64.3	60.7
Top Speed [km/h]	62.1	67.0	65.9	65.4	64.9	62.6
Avg. Dist. to Rail [m]	8.3	2.9	2.8	2.8	4.3	5.0
Avg. Stride Freq. [Hz]	2.1	2.4	2.4	2.4	2.5	2.4
Avg. Stride Length [m]	5.7	7.5	7.6	7.5	7.3	7.0



- [] Ranking at each section and finish
- .-.- No data available at this section
- NA No data available



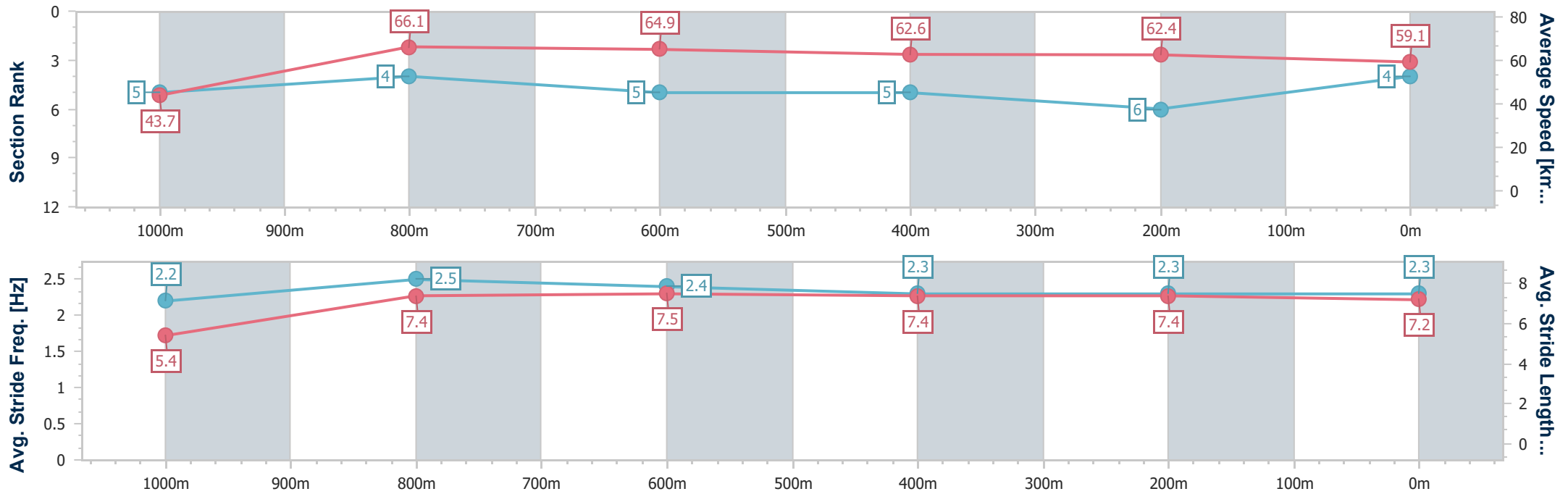
Horse/Jockey Name	Iron Power
Final Rank	4
Fastest Section Time (Section)	0:08.26 (Overall)
Top Speed [km/h] (Section)	68.2 (1000m)
Race State	Finished



Sunshine Coast Poly Track QLD Professional
 Race 5: Go Transit Media Group BM62 Handicap - 1100m
 24 March 2024 - 15:20
 Track Rating: Synthetic, Weather: Overcast, Rail Position: True



Section	Overall	1000m	800m	600m	400m	200m
Section Times	1:05.77 [4] (0:08.26)	0:57.51 [5] (0:10.90)	0:46.61 [4] (0:11.29)	0:35.32 [5] (0:11.58)	0:23.74 [5] (0:11.55)	0:12.19 [6] (0:12.19)
Average Speed [km/h]	43.7	66.1	64.9	62.6	62.4	59.1
Top Speed [km/h]	62.4	68.2	67.9	63.3	63.3	60.5
Avg. Dist. to Rail [m]	6.3	3.9	2.5	1.4	2.8	5.7
Avg. Stride Freq. [Hz]	2.2	2.5	2.4	2.3	2.3	2.3
Avg. Stride Length [m]	5.4	7.4	7.5	7.4	7.4	7.2



- [] Ranking at each section and finish
- .-.- No data available at this section
- NA No data available



Horse/Jockey Name	Euphrates Dream
Final Rank	5
Fastest Section Time (Section)	0:08.15 (Overall)
Top Speed [km/h] (Section)	68.7 (1000m)
Race State	Finished



Sunshine Coast Poly Track QLD Professional

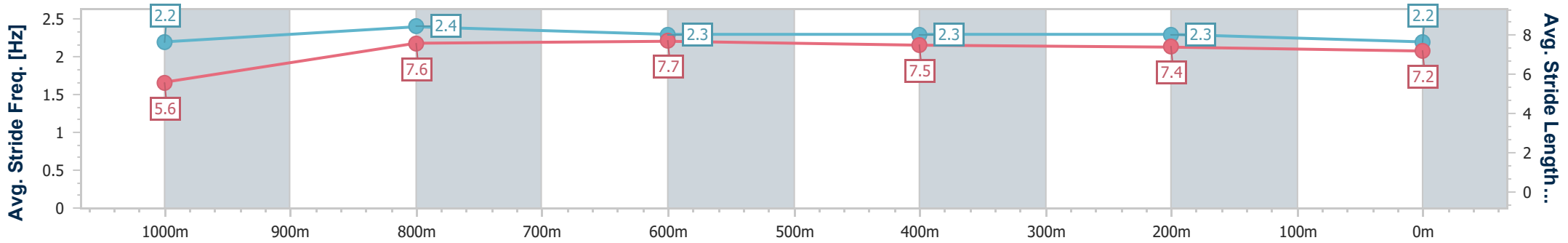
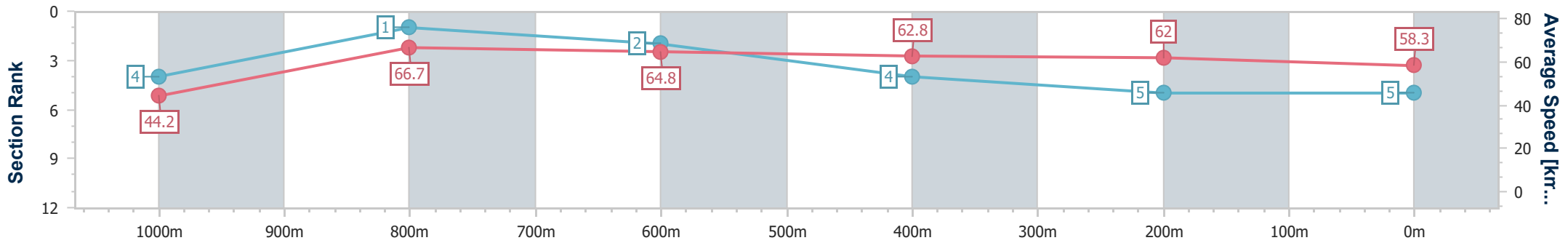
Race 5: Go Transit Media Group BM62 Handicap - 1100m



24 March 2024 - 15:20

Track Rating: Synthetic, Weather: Overcast, Rail Position: True

Section	Overall	1000m	800m	600m	400m	200m
Section Times	1:05.79 [5] (0:08.15)	0:57.64 [4] (0:10.83)	0:46.81 [1] (0:11.31)	0:35.50 [2] (0:11.57)	0:23.93 [4] (0:11.63)	0:12.30 [5] (0:12.30)
Average Speed [km/h]	44.2	66.7	64.8	62.8	62.0	58.3
Top Speed [km/h]	63.4	68.7	66.6	64.0	63.6	59.8
Avg. Dist. to Rail [m]	6.8	4.8	2.8	1.6	2.1	2.0
Avg. Stride Freq. [Hz]	2.2	2.4	2.3	2.3	2.3	2.2
Avg. Stride Length [m]	5.6	7.6	7.7	7.5	7.4	7.2



- [] Ranking at each section and finish
- .-.- No data available at this section
- NA No data available



Horse/Jockey Name	Best Song
Final Rank	6
Fastest Section Time (Section)	0:08.12 (Overall)
Top Speed [km/h] (Section)	67.9 (1000m)
Race State	Finished



Sunshine Coast Poly Track QLD Professional

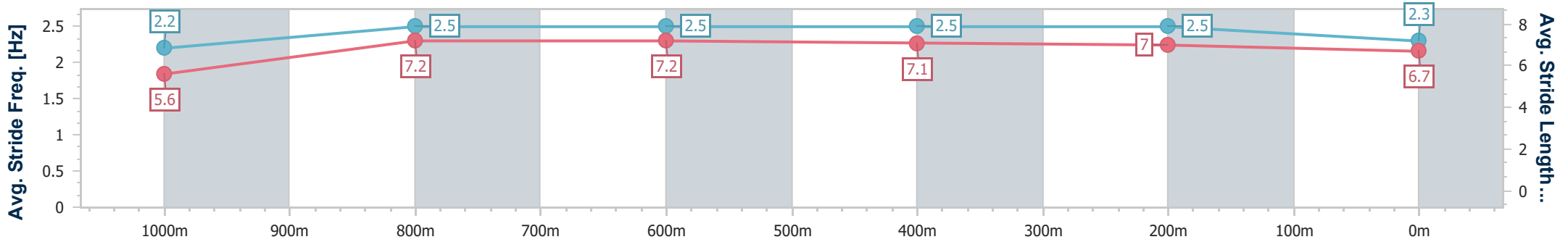
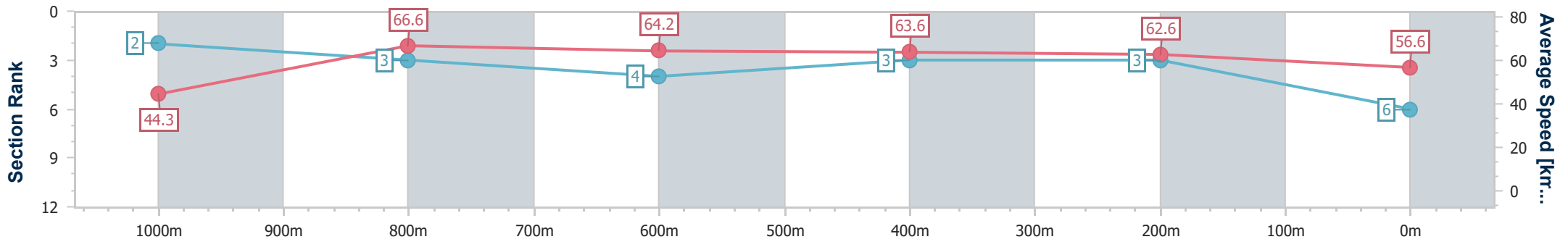
Race 5: Go Transit Media Group BM62 Handicap - 1100m



24 March 2024 - 15:20

Track Rating: Synthetic, Weather: Overcast, Rail Position: True

Section	Overall	1000m	800m	600m	400m	200m
Section Times	1:05.93 [6] (0:08.12)	0:57.81 [2] (0:10.87)	0:46.94 [3] (0:11.45)	0:35.49 [4] (0:11.37)	0:24.12 [3] (0:11.50)	0:12.62 [3] (0:12.62)
Average Speed [km/h]	44.3	66.6	64.2	63.6	62.6	56.6
Top Speed [km/h]	62.3	67.9	65.5	64.4	64.8	60.4
Avg. Dist. to Rail [m]	8.0	5.3	3.1	0.7	2.3	3.7
Avg. Stride Freq. [Hz]	2.2	2.5	2.5	2.5	2.5	2.3
Avg. Stride Length [m]	5.6	7.2	7.2	7.1	7.0	6.7



- [] Ranking at each section and finish
- .-.- No data available at this section
- NA No data available



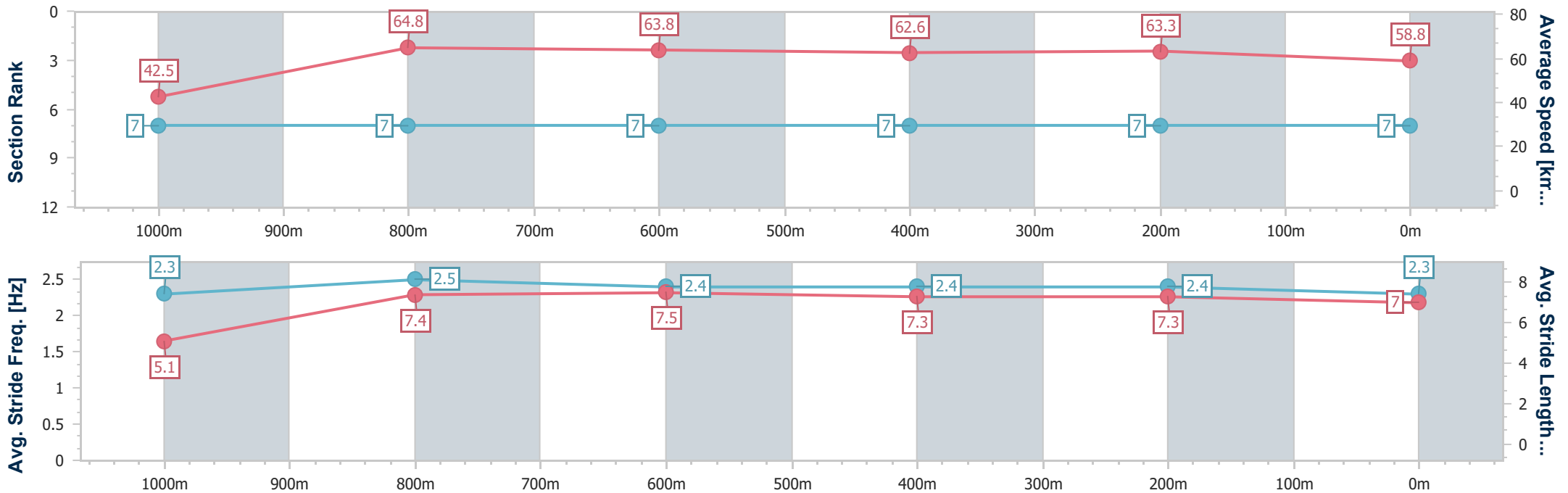
Horse/Jockey Name	Daintree Dreaming
Final Rank	7
Fastest Section Time (Section)	0:08.49 (Overall)
Top Speed [km/h] (Section)	66.9 (1000m)
Race State	Finished



Sunshine Coast Poly Track QLD Professional
 Race 5: Go Transit Media Group BM62 Handicap - 1100m
 24 March 2024 - 15:20
 Track Rating: Synthetic, Weather: Overcast, Rail Position: True



Section	Overall	1000m	800m	600m	400m	200m
Section Times	1:05.95 [7] (0:08.49)	0:57.46 [7] (0:11.09)	0:46.37 [7] (0:11.33)	0:35.04 [7] (0:11.46)	0:23.58 [7] (0:11.39)	0:12.19 [7] (0:12.19)
Average Speed [km/h]	42.5	64.8	63.8	62.6	63.3	58.8
Top Speed [km/h]	61.9	66.9	65.4	64.6	64.2	60.9
Avg. Dist. to Rail [m]	3.8	1.8	0.9	0.6	0.8	1.2
Avg. Stride Freq. [Hz]	2.3	2.5	2.4	2.4	2.4	2.3
Avg. Stride Length [m]	5.1	7.4	7.5	7.3	7.3	7.0



- [] Ranking at each section and finish
- .-.- No data available at this section
- NA No data available