



Sunshine Coast Poly Track QLD Professional

Race 7: Oceanview Helicopters Maiden Plate - 1000m

24 March 2024 - 16:36



Track Rating: Synthetic, Weather: Overcast, Rail Position: True

Section												Last 600m	
Field Times		Overall	800m	600m	400m	200m							0:34.21
		0:58.47 (0:13.23)	0:45.24 (0:11.03)	0:34.21 (0:11.29)	0:22.92 (0:11.43)	0:11.49 (0:11.49)							
Rank	TAB	Horse/Jockey	Barrier	Top Speed [km/h]	Fastest Section	Overall	800m	600m	400m	200m	Margin	Last 600m	Distance Travelled [m]
1	7	BROONZY Cody Collis	7	66.7	0:11.00	0:58.47 [1] (0:13.78)	0:44.69 [7] (0:11.17)	0:33.52 [6] (0:11.14)	0:22.38 [6] (0:11.00)	0:11.38 [4] (0:11.38)	0:58.47	0:33.52	
2	3	GOLD FEVER Trudy Thornton	3	67.8	0:11.11	0:58.62 [2] (0:13.56)	0:45.06 [4] (0:11.15)	0:33.91 [4] (0:11.16)	0:22.75 [4] (0:11.11)	0:11.64 [1] (0:11.64)	0.8L	0:33.91	+6
3	6	BECAMO Mark Du Plessis	6	68.6	0:10.96	0:58.72 [3] (0:13.47)	0:45.25 [3] (0:10.96)	0:34.29 [3] (0:11.30)	0:22.99 [2] (0:11.34)	0:11.65 [3] (0:11.65)	1.3L	0:34.29	-2
4	10	PRINCE OF PROPHETS Nikita Beriman	10	66.6	0:11.07	0:59.00 [4] (0:13.99)	0:45.01 [10] (0:11.34)	0:33.67 [10] (0:11.09)	0:22.58 [8] (0:11.07)	0:11.51 [7] (0:11.51)	2.8L	0:33.67	+3
5	5	POWERALONG Nathan Thomas	5	69.2	0:10.97	0:59.25 [5] (0:13.38)	0:45.87 [2] (0:10.97)	0:34.90 [2] (0:11.42)	0:23.48 [3] (0:11.33)	0:12.15 [5] (0:12.15)	4.1L	0:34.90	+5
6	1	ALKENTER Dale Smith	1	67.5	0:11.12	0:59.53 [6] (0:13.89)	0:45.64 [8] (0:11.12)	0:34.52 [8] (0:11.34)	0:23.18 [7] (0:11.26)	0:11.92 [8] (0:11.92)	5.6L	0:34.52	+5
7	8	CASABLANCA Michael Rodd	8	68.4	0:11.06	0:59.60 [7] (0:13.66)	0:45.94 [5] (0:11.06)	0:34.88 [5] (0:11.29)	0:23.59 [5] (0:11.48)	0:12.11 [6] (0:12.11)	5.9L	0:34.88	+1
8	12	GREEN LABEL Olivia Webb	12	68.7	0:11.03	0:59.70 [8] (0:13.23)	0:46.47 [1] (0:11.03)	0:35.44 [1] (0:11.29)	0:24.15 [1] (0:11.49)	0:12.66 [2] (0:12.66)	6.4L	0:35.44	-2
9	14	ZEPHALONG Emily Lang	14	66.1	0:11.24	1:00.14 [9] (0:13.72)	0:46.42 [6] (0:11.24)	0:35.18 [7] (0:11.58)	0:23.60 [9] (0:11.59)	0:12.01 [10] (0:12.01)	8.9L	0:35.18	+3
10	11	BE CAREFUL Samantha Collett	11	67.7	0:11.32	1:00.45 [10] (0:13.93)	0:46.52 [9] (0:11.32)	0:35.20 [9] (0:11.33)	0:23.87 [10] (0:11.39)	0:12.48 [9] (0:12.48)	10.7L	0:35.20	+11

Scratched: Island Lady (#15), Mummification (#4), Pass The Wine (#9)

[] Ranking at each section and finish
 -:-:- No data available at this section
 NA No data available

SCN Saddle cloth number
 DNF Did not finish
 DNT Did not track



Sunshine Coast Poly Track QLD Professional

Race 7: Oceanview Helicopters Maiden Plate - 1000m

24 March 2024 - 16:36



Track Rating: Synthetic, Weather: Overcast, Rail Position: True

Section		Overall	800m	600m	400m	200m	Last 600m					
Field Times		0:58.47 (0:13.23)	0:45.24 (0:11.03)	0:34.21 (0:11.29)	0:22.92 (0:11.43)	0:11.49 (0:11.49)	0:34.21					
Rank	TAB Horse/Jockey	Barrier	Top Speed [km/h]	Fastest Section	Margin					Distance Travelled [m]		
11	13 RUBOS Jim Byrne	13	67.2 800m	0:11.24 800m	1:00.67 [11] (0:14.21)	0:46.46 [12] (0:11.24)	0:35.22 [11] (0:11.40)	0:23.82 [11] (0:11.48)	0:12.34 [11] (0:12.34)	12L	0:35.22	+9
12	2 BELDEVILE Adin Thompson	2	64.8 800m	0:11.54 800m	1:07.29 [12] (0:14.20)	0:53.09 [11] (0:11.54)	0:41.55 [12] (0:11.66)	0:29.89 [12] (0:13.48)	0:16.41 [12] (0:16.41)	50.8L	0:41.55	+2

Scratched: Island Lady (#15), Mummification (#4), Pass The Wine (#9)

[] Ranking at each section and finish
 -:-:-:- No data available at this section
 NA No data available

SCN Saddle cloth number
 DNF Did not finish
 DNT Did not track



Horse/Jockey Name	Broonzy
Final Rank	1
Fastest Section Time (Section)	0:11.00 (400m)
Top Speed [km/h] (Section)	66.7 (Overall)
Race State	Finished



Sunshine Coast Poly Track QLD Professional

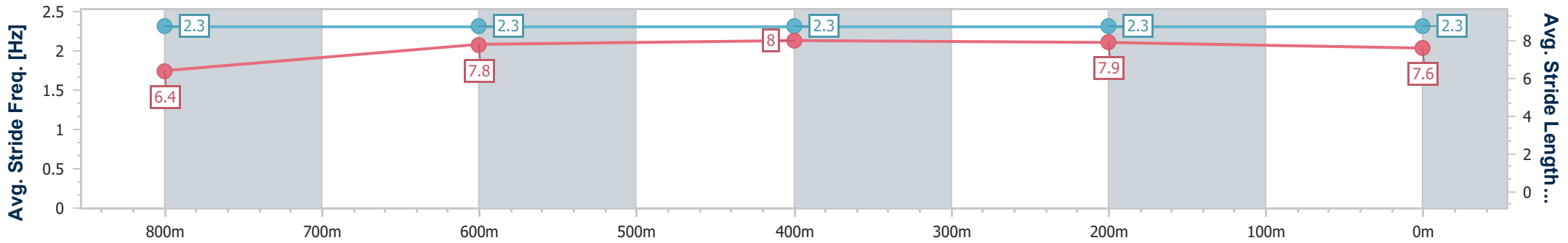
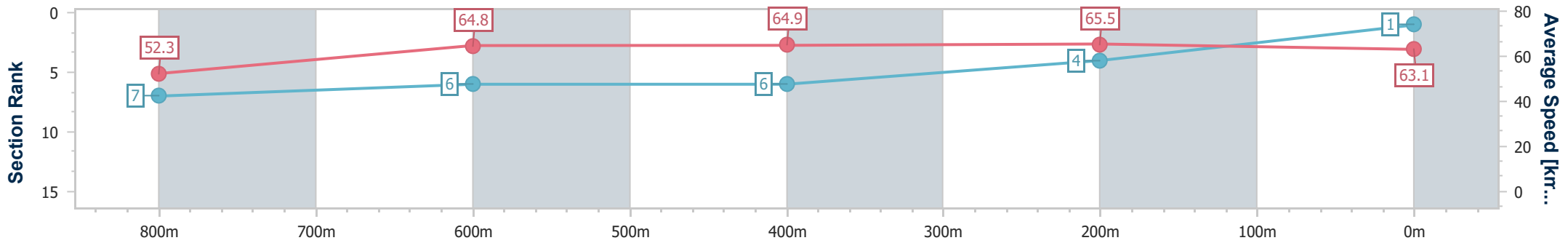
Race 7: Oceanview Helicopters Maiden Plate - 1000m

24 March 2024 - 16:36



Track Rating: Synthetic, Weather: Overcast, Rail Position: True

Section	Overall	800m	600m	400m	200m
Section Times	0:58.47 [1] (0:13.78)	0:44.69 [7] (0:11.17)	0:33.52 [6] (0:11.14)	0:22.38 [6] (0:11.00)	0:11.38 [4] (0:11.38)
Average Speed [km/h]	52.3	64.8	64.9	65.5	63.1
Top Speed [km/h]	66.7	66.1	66.5	66.1	64.7
Avg. Dist. to Rail [m]	4.1	1.2	0.7	3.3	3.2
Avg. Stride Freq. [Hz]	2.3	2.3	2.3	2.3	2.3
Avg. Stride Length [m]	6.4	7.8	8.0	7.9	7.6



- [] Ranking at each section and finish
- .-.- No data available at this section
- NA No data available



Horse/Jockey Name	Gold Fever
Final Rank	2
Fastest Section Time (Section)	0:11.11 (400m)
Top Speed [km/h] (Section)	67.8 (800m)
Race State	Finished



Sunshine Coast Poly Track QLD Professional

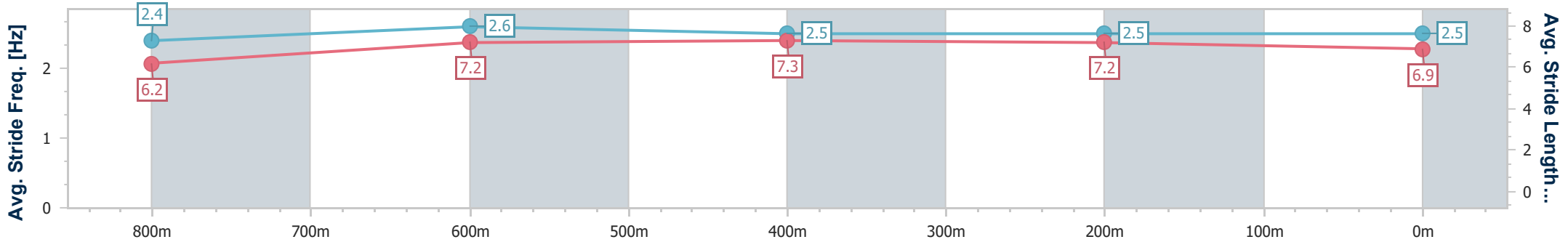
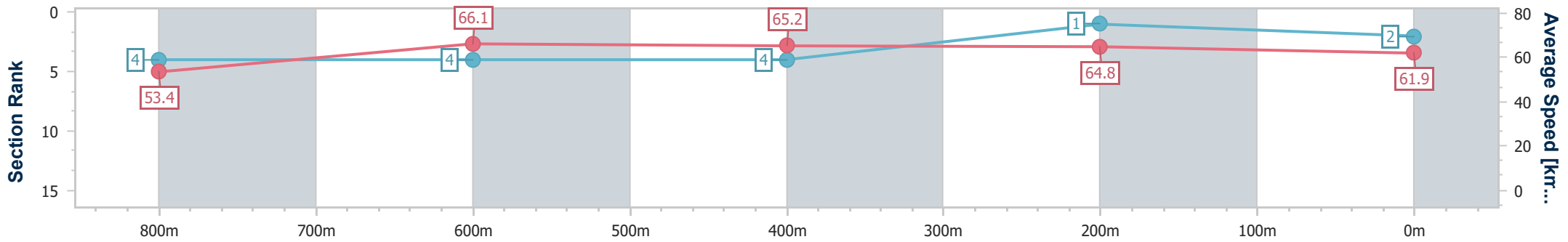
Race 7: Oceanview Helicopters Maiden Plate - 1000m

24 March 2024 - 16:36



Track Rating: Synthetic, Weather: Overcast, Rail Position: True

Section	Overall	800m	600m	400m	200m
Section Times	0:58.62 [2] (0:13.56)	0:45.06 [4] (0:11.15)	0:33.91 [4] (0:11.16)	0:22.75 [4] (0:11.11)	0:11.64 [1] (0:11.64)
Average Speed [km/h]	53.4	66.1	65.2	64.8	61.9
Top Speed [km/h]	65.9	67.8	66.6	65.7	63.8
Avg. Dist. to Rail [m]	11.5	3.4	1.7	2.8	1.4
Avg. Stride Freq. [Hz]	2.4	2.6	2.5	2.5	2.5
Avg. Stride Length [m]	6.2	7.2	7.3	7.2	6.9



- [] Ranking at each section and finish
- .-.-.- No data available at this section
- NA No data available



Horse/Jockey Name	Becamo
Final Rank	3
Fastest Section Time (Section)	0:10.96 (800m)
Top Speed [km/h] (Section)	68.6 (Overall)
Race State	Finished



Sunshine Coast Poly Track QLD Professional

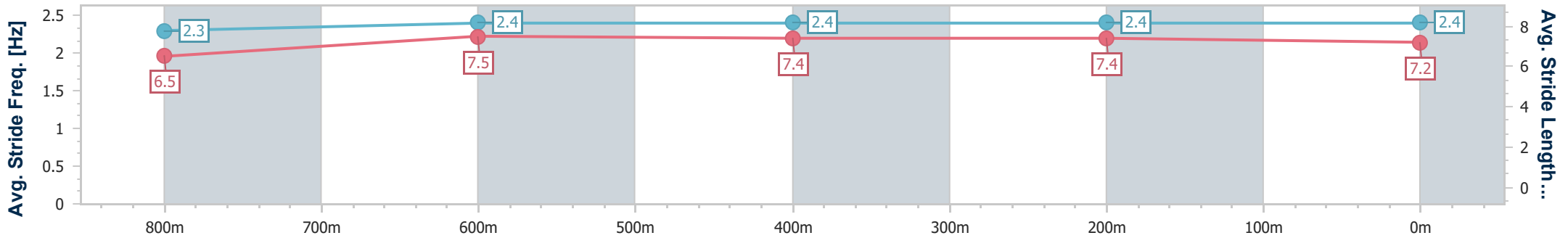
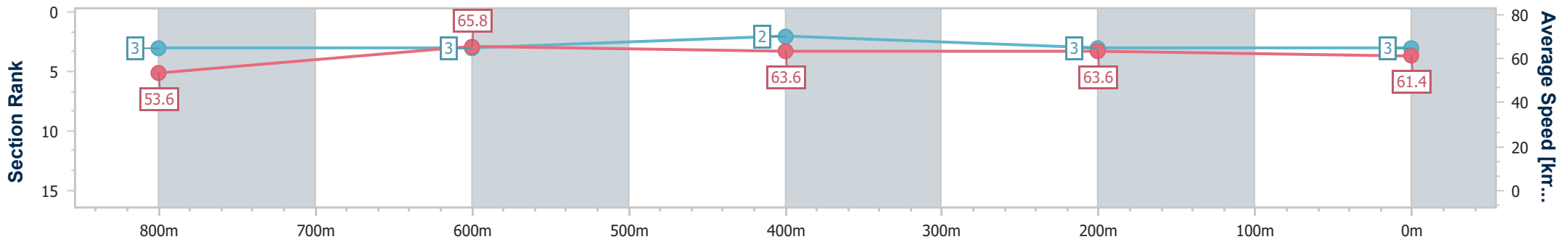
Race 7: Oceanview Helicopters Maiden Plate - 1000m

24 March 2024 - 16:36



Track Rating: Synthetic, Weather: Overcast, Rail Position: True

Section	Overall	800m	600m	400m	200m
Section Times	0:58.72 [3] (0:13.47)	0:45.25 [3] (0:10.96)	0:34.29 [3] (0:11.30)	0:22.99 [2] (0:11.34)	0:11.65 [3] (0:11.65)
Average Speed [km/h]	53.6	65.8	63.6	63.6	61.4
Top Speed [km/h]	68.6	67.4	65.7	64.2	63.3
Avg. Dist. to Rail [m]	4.7	0.6	0.5	1.0	1.2
Avg. Stride Freq. [Hz]	2.3	2.4	2.4	2.4	2.4
Avg. Stride Length [m]	6.5	7.5	7.4	7.4	7.2



- [] Ranking at each section and finish
- .-.- No data available at this section
- NA No data available



Horse/Jockey Name	Prince Of Prophets
Final Rank	4
Fastest Section Time (Section)	0:11.07 (400m)
Top Speed [km/h] (Section)	66.6 (400m)
Race State	Finished



Sunshine Coast Poly Track QLD Professional

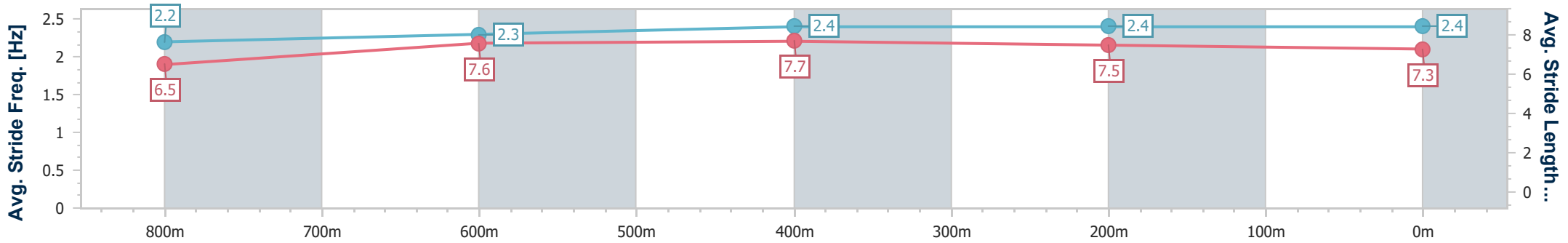
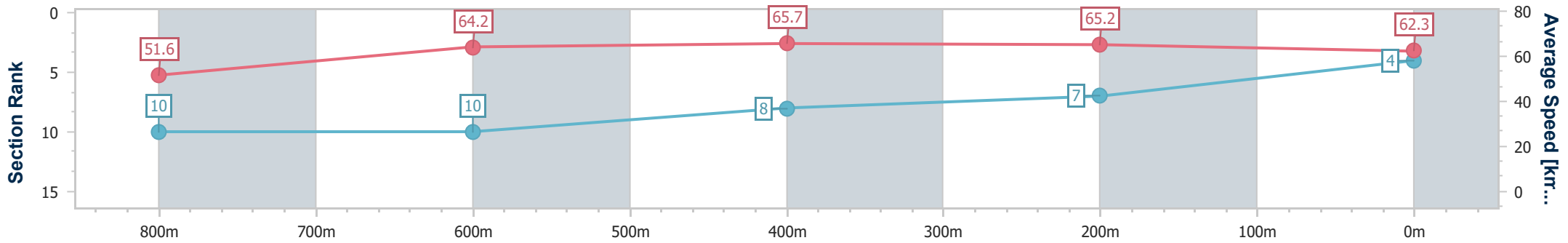
Race 7: Oceanview Helicopters Maiden Plate - 1000m

24 March 2024 - 16:36



Track Rating: Synthetic, Weather: Overcast, Rail Position: True

Section	Overall	800m	600m	400m	200m
Section Times	0:59.00 [4] (0:13.99)	0:45.01 [10] (0:11.34)	0:33.67 [10] (0:11.09)	0:22.58 [8] (0:11.07)	0:11.51 [7] (0:11.51)
Average Speed [km/h]	51.6	64.2	65.7	65.2	62.3
Top Speed [km/h]	66.4	65.8	66.5	66.6	64.4
Avg. Dist. to Rail [m]	5.6	2.0	2.0	5.7	5.6
Avg. Stride Freq. [Hz]	2.2	2.3	2.4	2.4	2.4
Avg. Stride Length [m]	6.5	7.6	7.7	7.5	7.3



- [] Ranking at each section and finish
- .-.- No data available at this section
- NA No data available



Horse/Jockey Name	Poweralong
Final Rank	5
Fastest Section Time (Section)	0:10.97 (800m)
Top Speed [km/h] (Section)	69.2 (Overall)
Race State	Finished



Sunshine Coast Poly Track QLD Professional

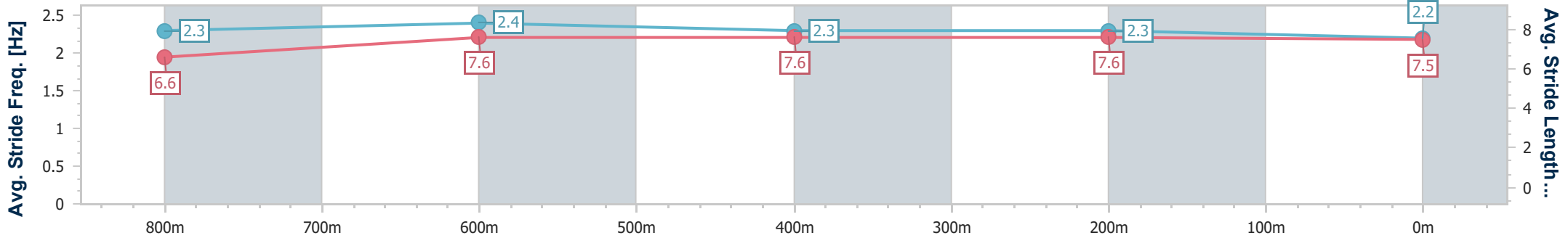
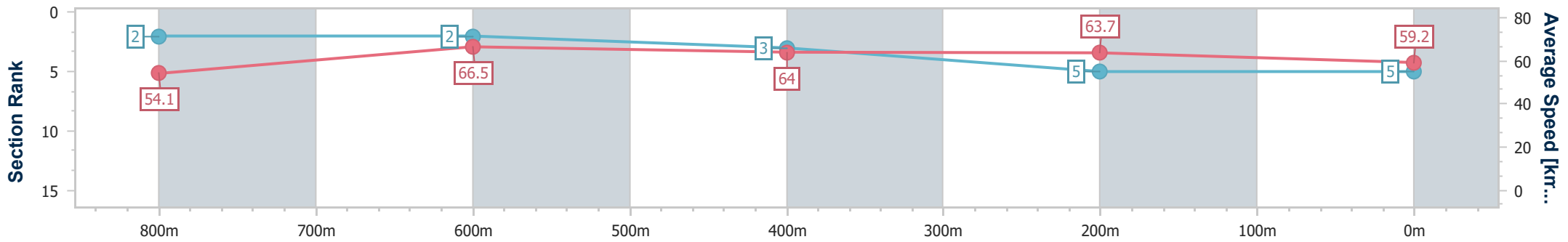
Race 7: Oceanview Helicopters Maiden Plate - 1000m

24 March 2024 - 16:36



Track Rating: Synthetic, Weather: Overcast, Rail Position: True

Section	Overall	800m	600m	400m	200m
Section Times	0:59.25 [5] (0:13.38)	0:45.87 [2] (0:10.97)	0:34.90 [2] (0:11.42)	0:23.48 [3] (0:11.33)	0:12.15 [5] (0:12.15)
Average Speed [km/h]	54.1	66.5	64.0	63.7	59.2
Top Speed [km/h]	69.2	69.1	65.4	64.2	62.8
Avg. Dist. to Rail [m]	9.4	2.2	2.3	2.3	2.8
Avg. Stride Freq. [Hz]	2.3	2.4	2.3	2.3	2.2
Avg. Stride Length [m]	6.6	7.6	7.6	7.6	7.5



- [] Ranking at each section and finish
- .-.- No data available at this section
- NA No data available



Horse/Jockey Name	Alkenter
Final Rank	6
Fastest Section Time (Section)	0:11.12 (800m)
Top Speed [km/h] (Section)	67.5 (800m)
Race State	Finished



Sunshine Coast Poly Track QLD Professional

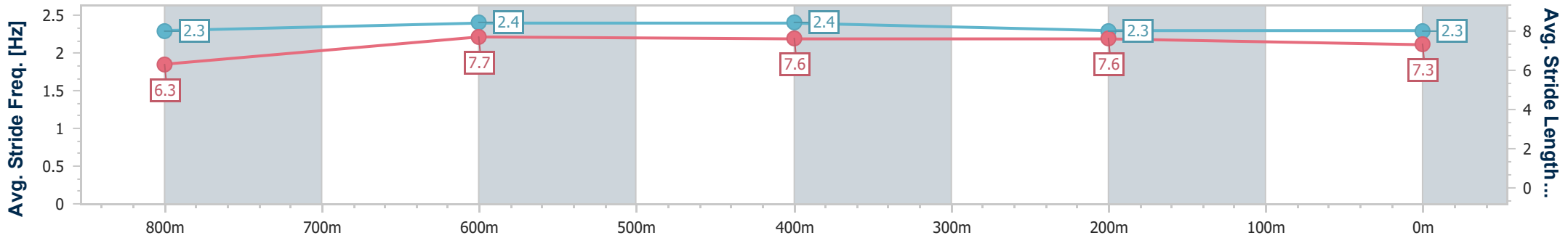
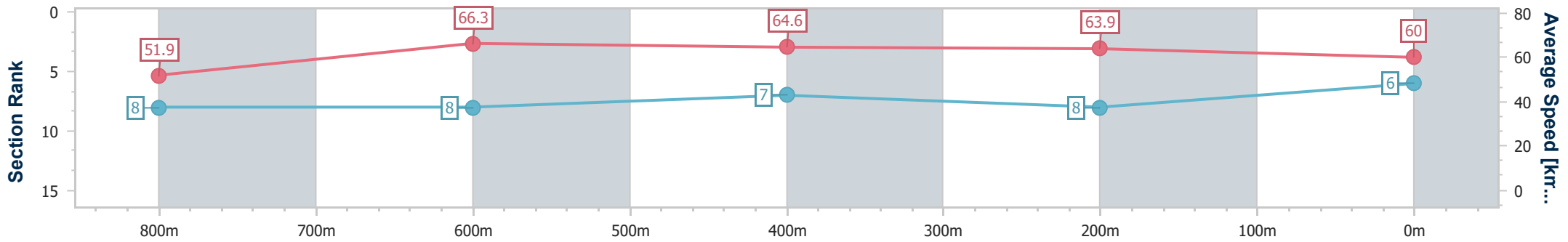
Race 7: Oceanview Helicopters Maiden Plate - 1000m

24 March 2024 - 16:36



Track Rating: Synthetic, Weather: Overcast, Rail Position: True

Section	Overall	800m	600m	400m	200m
Section Times	0:59.53 [6] (0:13.89)	0:45.64 [8] (0:11.12)	0:34.52 [8] (0:11.34)	0:23.18 [7] (0:11.26)	0:11.92 [8] (0:11.92)
Average Speed [km/h]	51.9	66.3	64.6	63.9	60.0
Top Speed [km/h]	66.1	67.5	66.7	65.1	63.4
Avg. Dist. to Rail [m]	8.2	3.7	2.1	2.5	3.7
Avg. Stride Freq. [Hz]	2.3	2.4	2.4	2.3	2.3
Avg. Stride Length [m]	6.3	7.7	7.6	7.6	7.3



- [] Ranking at each section and finish
- .-.- No data available at this section
- NA No data available



Horse/Jockey Name	Casablanca
Final Rank	7
Fastest Section Time (Section)	0:11.06 (800m)
Top Speed [km/h] (Section)	68.4 (Overall)
Race State	Finished



Sunshine Coast Poly Track QLD Professional

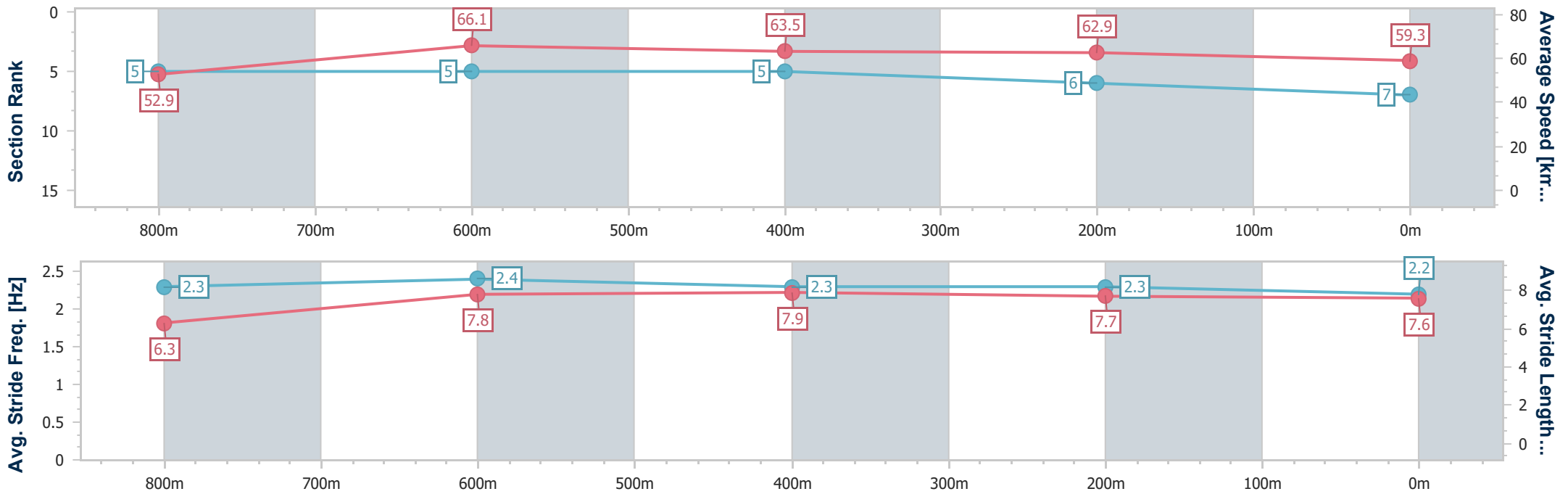
Race 7: Oceanview Helicopters Maiden Plate - 1000m

24 March 2024 - 16:36



Track Rating: Synthetic, Weather: Overcast, Rail Position: True

Section	Overall	800m	600m	400m	200m
Section Times	0:59.60 [7] (0:13.66)	0:45.94 [5] (0:11.06)	0:34.88 [5] (0:11.29)	0:23.59 [5] (0:11.48)	0:12.11 [6] (0:12.11)
Average Speed [km/h]	52.9	66.1	63.5	62.9	59.3
Top Speed [km/h]	68.4	68.4	64.4	63.5	61.4
Avg. Dist. to Rail [m]	7.1	2.2	0.5	1.0	2.9
Avg. Stride Freq. [Hz]	2.3	2.4	2.3	2.3	2.2
Avg. Stride Length [m]	6.3	7.8	7.9	7.7	7.6



- [] Ranking at each section and finish
- .-.- No data available at this section
- NA No data available



Horse/Jockey Name	Green Label
Final Rank	8
Fastest Section Time (Section)	0:11.03 (800m)
Top Speed [km/h] (Section)	68.7 (Overall)
Race State	Finished



Sunshine Coast Poly Track QLD Professional

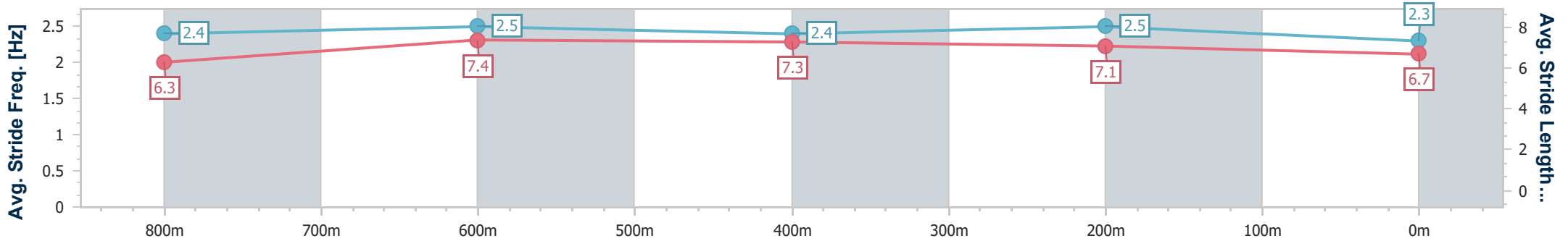
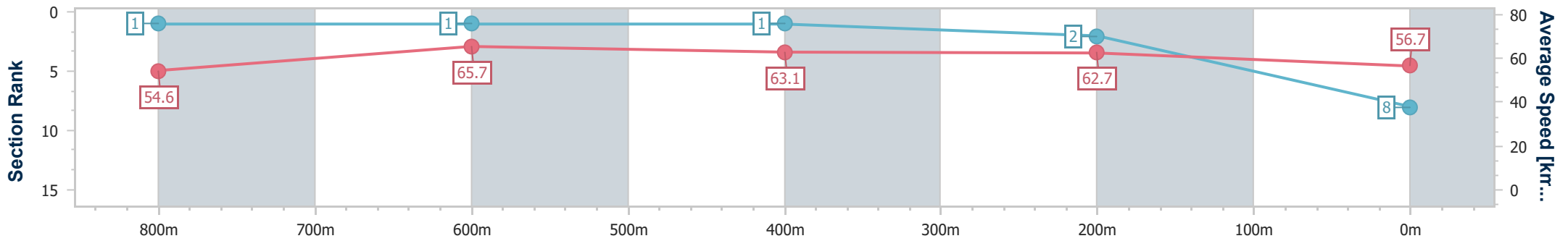
Race 7: Oceanview Helicopters Maiden Plate - 1000m

24 March 2024 - 16:36



Track Rating: Synthetic, Weather: Overcast, Rail Position: True

Section	Overall	800m	600m	400m	200m
Section Times	0:59.70 [8] (0:13.23)	0:46.47 [1] (0:11.03)	0:35.44 [1] (0:11.29)	0:24.15 [1] (0:11.49)	0:12.66 [2] (0:12.66)
Average Speed [km/h]	54.6	65.7	63.1	62.7	56.7
Top Speed [km/h]	68.7	67.7	65.7	64.4	61.0
Avg. Dist. to Rail [m]	10.0	1.0	1.3	0.5	0.3
Avg. Stride Freq. [Hz]	2.4	2.5	2.4	2.5	2.3
Avg. Stride Length [m]	6.3	7.4	7.3	7.1	6.7



- [] Ranking at each section and finish
- .-.- No data available at this section
- NA No data available



Horse/Jockey Name	Zephalong
Final Rank	9
Fastest Section Time (Section)	0:11.24 (800m)
Top Speed [km/h] (Section)	66.1 (800m)
Race State	Finished



Sunshine Coast Poly Track QLD Professional

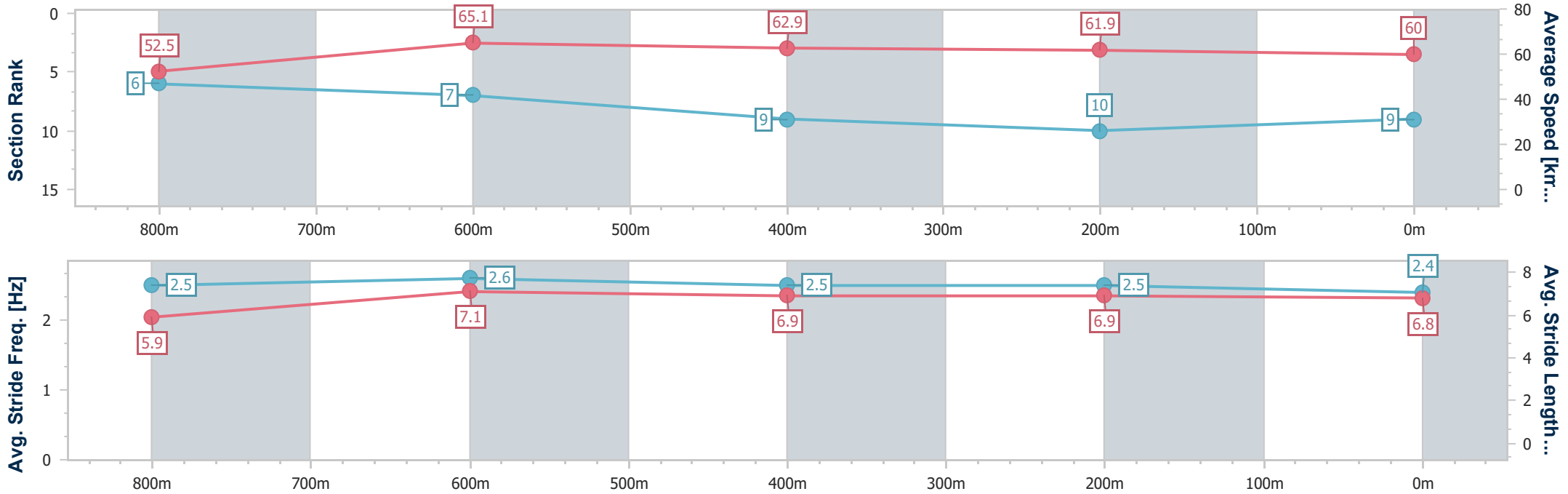
Race 7: Oceanview Helicopters Maiden Plate - 1000m

24 March 2024 - 16:36



Track Rating: Synthetic, Weather: Overcast, Rail Position: True

Section	Overall	800m	600m	400m	200m
Section Times	1:00.14 [9] (0:13.72)	0:46.42 [6] (0:11.24)	0:35.18 [7] (0:11.58)	0:23.60 [9] (0:11.59)	0:12.01 [10] (0:12.01)
Average Speed [km/h]	52.5	65.1	62.9	61.9	60.0
Top Speed [km/h]	65.0	66.1	64.7	63.5	61.9
Avg. Dist. to Rail [m]	6.1	1.9	1.8	3.4	4.7
Avg. Stride Freq. [Hz]	2.5	2.6	2.5	2.5	2.4
Avg. Stride Length [m]	5.9	7.1	6.9	6.9	6.8



- [] Ranking at each section and finish
- .-.- No data available at this section
- NA No data available



Horse/Jockey Name	Be Careful
Final Rank	10
Fastest Section Time (Section)	0:11.32 (800m)
Top Speed [km/h] (Section)	67.7 (Overall)
Race State	Finished



Sunshine Coast Poly Track QLD Professional

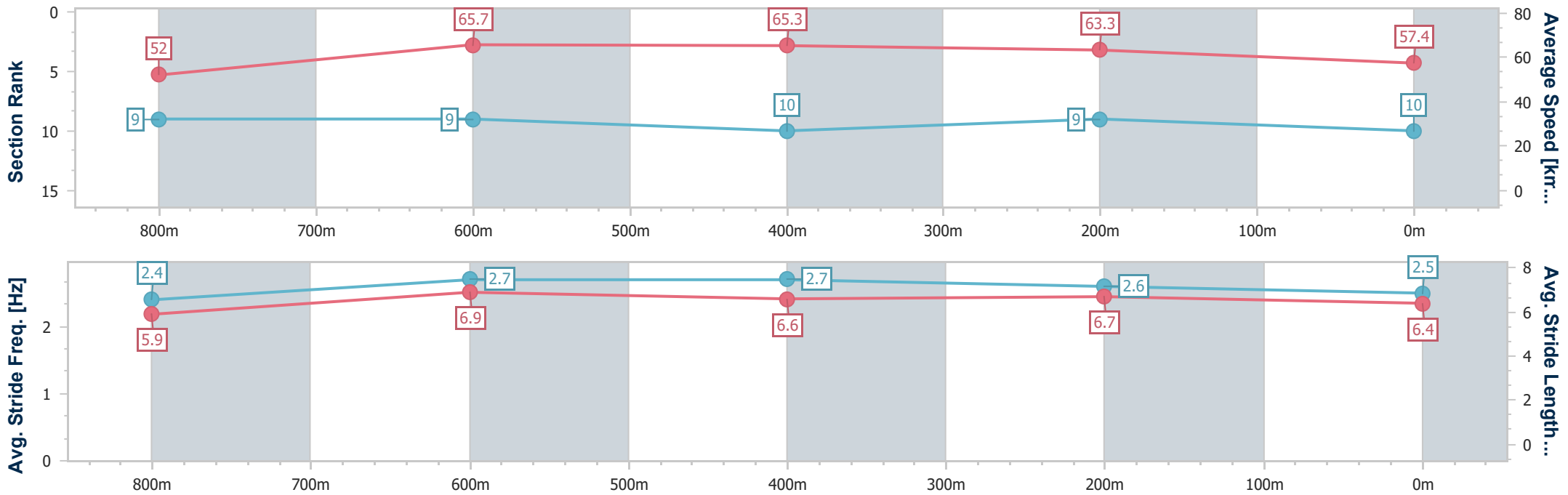
Race 7: Oceanview Helicopters Maiden Plate - 1000m



24 March 2024 - 16:36

Track Rating: Synthetic, Weather: Overcast, Rail Position: True

Section	Overall	800m	600m	400m	200m
Section Times	1:00.45 [10] (0:13.93)	0:46.52 [9] (0:11.32)	0:35.20 [9] (0:11.33)	0:23.87 [10] (0:11.39)	0:12.48 [9] (0:12.48)
Average Speed [km/h]	52.0	65.7	65.3	63.3	57.4
Top Speed [km/h]	67.7	67.3	66.0	65.2	60.4
Avg. Dist. to Rail [m]	9.6	5.0	4.2	6.1	7.4
Avg. Stride Freq. [Hz]	2.4	2.7	2.7	2.6	2.5
Avg. Stride Length [m]	5.9	6.9	6.6	6.7	6.4



- [] Ranking at each section and finish
- .-.- No data available at this section
- NA No data available



Horse/Jockey Name	Rubos
Final Rank	11
Fastest Section Time (Section)	0:11.24 (800m)
Top Speed [km/h] (Section)	67.2 (800m)
Race State	Finished



Sunshine Coast Poly Track QLD Professional

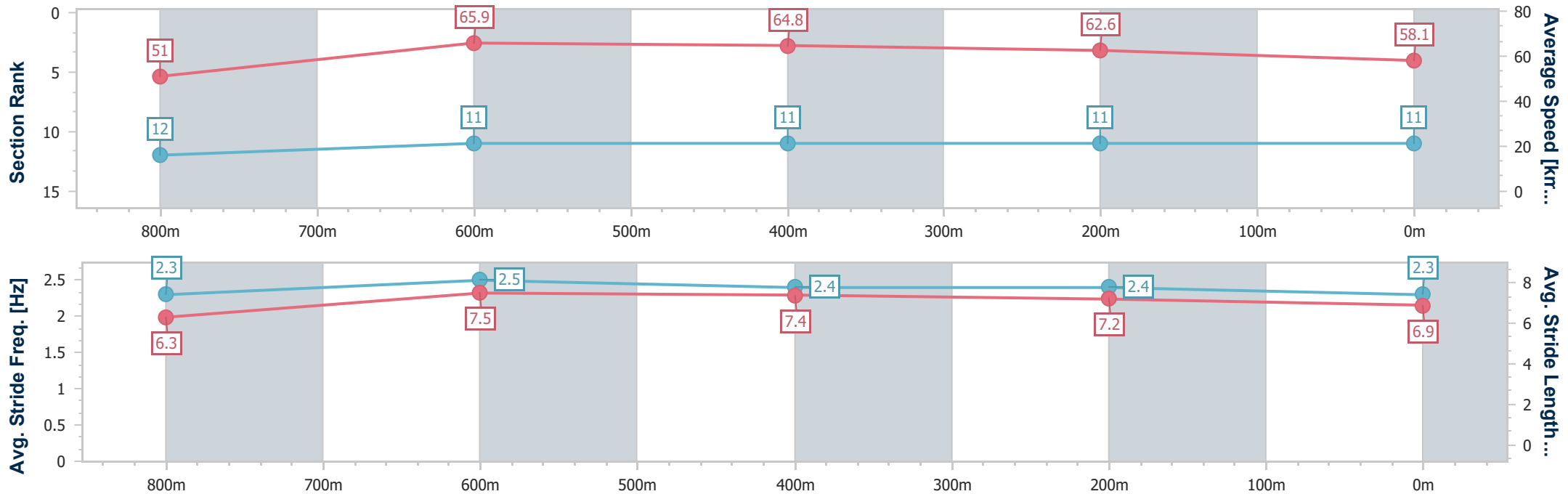
Race 7: Oceanview Helicopters Maiden Plate - 1000m

24 March 2024 - 16:36



Track Rating: Synthetic, Weather: Overcast, Rail Position: True

Section	Overall	800m	600m	400m	200m
Section Times	1:00.67 [11] (0:14.21)	0:46.46 [12] (0:11.24)	0:35.22 [11] (0:11.40)	0:23.82 [11] (0:11.48)	0:12.34 [11] (0:12.34)
Average Speed [km/h]	51.0	65.9	64.8	62.6	58.1
Top Speed [km/h]	67.0	67.2	65.3	64.6	60.7
Avg. Dist. to Rail [m]	8.2	4.5	3.3	6.7	8.3
Avg. Stride Freq. [Hz]	2.3	2.5	2.4	2.4	2.3
Avg. Stride Length [m]	6.3	7.5	7.4	7.2	6.9



- [] Ranking at each section and finish
- .-.- No data available at this section
- NA No data available



Horse/Jockey Name	Beldevile
Final Rank	12
Fastest Section Time (Section)	0:11.54 (800m)
Top Speed [km/h] (Section)	64.8 (800m)
Race State	Finished



Sunshine Coast Poly Track QLD Professional

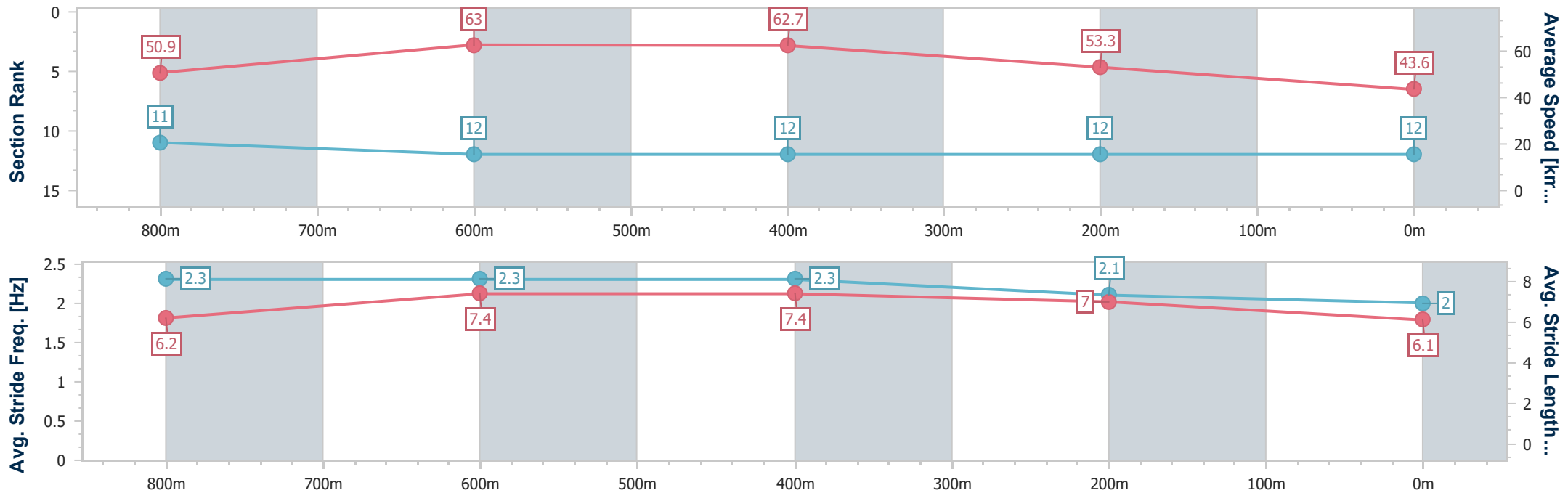
Race 7: Oceanview Helicopters Maiden Plate - 1000m

24 March 2024 - 16:36



Track Rating: Synthetic, Weather: Overcast, Rail Position: True

Section	Overall	800m	600m	400m	200m
Section Times	1:07.29 [12] (0:14.20)	0:53.09 [11] (0:11.54)	0:41.55 [12] (0:11.66)	0:29.89 [12] (0:13.48)	0:16.41 [12] (0:16.41)
Average Speed [km/h]	50.9	63.0	62.7	53.3	43.6
Top Speed [km/h]	63.3	64.8	64.3	59.4	47.9
Avg. Dist. to Rail [m]	3.2	1.4	2.2	10.3	12.9
Avg. Stride Freq. [Hz]	2.3	2.3	2.3	2.1	2.0
Avg. Stride Length [m]	6.2	7.4	7.4	7.0	6.1



- [] Ranking at each section and finish
- .-.- No data available at this section
- NA No data available