



IPSWICH, QLD
Race 1 - TAB VENUE MODE Maiden H - 431M
26/03/2024 - 14:37:42 PM

RUG	NAME	BOX	TOP SPEED	50M	100M	150M	200M	250M	300M	350M	400M	200M HOME	FINISH TIME
3	Glastonbury Man	3	69.6km/h	3.86 [1] 43.2km/h (1.5M)	6.65 [1] 63.4km/h (0.9M)	9.34 [1] 66.8km/h (1.1M)	11.94 [1] 69.1km/h (1.5M)	14.62 [1] 67.8km/h (0.9M)	17.55 [1] 62.7km/h (1.0M)	20.56 [1] 60.4km/h (1.1M)	23.57 [1] 60.2km/h (1.9M)	11.83 61.5km/h (1.3M)	25.43 [1]
2	Maxwell Rhodes	2	67.9km/h	3.89 [2] 43.3km/h (1.1M)	6.74 [2] 61.8km/h (0.6M)	9.50 [2] 65.0km/h (1.1M)	12.16 [2] 67.5km/h (0.8M)	14.90 [2] 66.1km/h (0.6M)	17.86 [2] 61.8km/h (0.9M)	20.92 [2] 59.1km/h (0.8M)	24.00 [2] 58.7km/h (1.3M)	12.07 60.1km/h (1.0M)	25.93 [2]
1	Shian Freya	1	67.8km/h	3.91 [4] 42.4km/h (0.7M)	6.89 [3] 59.6km/h (0.7M)	9.66 [3] 64.4km/h (1.0M)	12.33 [3] 67.2km/h (0.9M)	15.09 [3] 65.9km/h (0.7M)	18.08 [3] 61.3km/h (0.9M)	21.11 [3] 59.4km/h (0.9M)	24.18 [3] 59.0km/h (1.5M)	12.06 60.2km/h (1.1M)	26.10 [3]
8	Stitched Up Jack	8	66.9km/h	3.98 [6] 43.3km/h (3.1M)	6.93 [4] 62.0km/h (2.3M)	9.72 [4] 65.1km/h (2.5M)	12.42 [4] 66.7km/h (3.2M)	15.24 [4] 65.7km/h (1.7M)	18.15 [4] 62.3km/h (1.0M)	21.20 [4] 60.4km/h (1.7M)	24.22 [4] 60.0km/h (3.5M)	11.95 61.1km/h (2.1M)	26.11 [4]
7	Yandi Torque	7	66.8km/h	4.00 [7] 43.7km/h (2.4M)	7.13 [8] 58.5km/h (1.5M)	10.06 [8] 60.7km/h (0.7M)	12.78 [7] 65.6km/h (0.8M)	15.59 [6] 65.2km/h (0.7M)	18.54 [6] 61.4km/h (0.9M)	21.64 [6] 59.3km/h (1.5M)	24.69 [5] 59.3km/h (2.5M)	12.06 60.4km/h (1.5M)	26.56 [5]
6	Maywyn Garth	6	67.1km/h	3.95 [5] 44.4km/h (2.0M)	7.12 [7] 58.2km/h (1.7M)	9.93 [7] 63.0km/h (0.9M)	12.63 [5] 66.8km/h (0.8M)	15.40 [5] 65.6km/h (0.9M)	18.45 [5] 60.1km/h (0.9M)	21.62 [5] 57.6km/h (1.2M)	24.78 [6] 57.2km/h (1.6M)	12.45 58.6km/h (1.3M)	26.78 [6]
4	Sirius Harry	4	65.0km/h	4.03 [8] 43.4km/h (1.6M)	7.05 [6] 59.7km/h (1.1M)	9.87 [6] 62.9km/h (1.1M)	12.78 [8] 63.0km/h (1.7M)	15.79 [8] 60.8km/h (1.7M)	18.90 [8] 59.1km/h (1.7M)	22.02 [8] 58.6km/h (1.5M)	25.10 [7] 58.8km/h (3.6M)	12.39 58.9km/h (2.3M)	27.04 [7]
9	Petite Gal	5	63.6km/h	3.91 [3] 42.3km/h (2.2M)	6.93 [5] 60.0km/h (1.5M)	9.80 [5] 62.6km/h (1.6M)	12.70 [6] 62.7km/h (1.7M)	15.67 [7] 61.4km/h (1.2M)	18.75 [7] 59.0km/h (1.0M)	21.92 [7] 57.2km/h (0.9M)	25.10 [8] 56.9km/h (2.0M)	12.54 57.9km/h (1.4M)	27.08 [8]

Data based on IsoLynx Localised Positioning System.

Legend:

[] - Rank at each section

() - Avg. meters to rail for section

-- - No data available at section





IPSWICH, QLD
Race 2 - SKY RACING Maiden H - 431M
26/03/2024 - 14:52:25 PM

RUG	NAME	BOX	TOP SPEED	50M	100M	150M	200M	250M	300M	350M	400M	200M HOME	FINISH TIME
1	Bonnie's Pride	1	68.1km/h	3.78 [1] 44.4km/h (0.7M)	6.53 [1] 64.3km/h (0.8M)	9.25 [1] 66.2km/h (0.8M)	11.90 [1] 67.8km/h (0.6M)	14.68 [1] 66.3km/h (1.1M)	17.67 [1] 61.5km/h (1.3M)	20.75 [1] 58.9km/h (1.0M)	23.84 [1] 58.3km/h (1.1M)	12.19 59.9km/h (1.1M)	25.79 [1]
3	Hara's Caesar	3	67.4km/h	3.87 [2] 43.0km/h (1.4M)	6.68 [3] 63.2km/h (1.1M)	9.45 [3] 65.7km/h (2.3M)	12.13 [3] 67.2km/h (1.6M)	14.98 [3] 65.1km/h (1.4M)	17.99 [2] 60.9km/h (1.4M)	21.03 [2] 59.6km/h (1.1M)	24.03 [2] 60.2km/h (1.0M)	12.03 60.5km/h (1.1M)	25.91 [2]
4	Tommy Trouble	4	66.9km/h	3.92 [3] 44.1km/h (1.5M)	6.68 [2] 63.8km/h (0.6M)	9.42 [2] 65.8km/h (1.1M)	12.12 [2] 66.7km/h (1.0M)	14.95 [2] 64.9km/h (0.9M)	18.00 [3] 59.9km/h (0.8M)	21.16 [3] 57.2km/h (0.8M)	24.36 [3] 56.6km/h (1.5M)	12.49 58.2km/h (1.0M)	26.36 [3]
2	Rhodes Maree	2	65.4km/h	4.08 [6] 42.1km/h (1.0M)	7.07 [7] 59.1km/h (0.6M)	9.89 [6] 63.6km/h (1.4M)	12.66 [6] 65.3km/h (1.9M)	15.50 [6] 63.9km/h (1.0M)	18.46 [6] 61.1km/h (1.0M)	21.51 [5] 60.5km/h (1.6M)	24.51 [4] 60.4km/h (3.4M)	11.96 60.9km/h (2.0M)	26.38 [4]
5	Serious You Are	5	65.9km/h	3.95 [5] 42.1km/h (1.9M)	6.87 [4] 61.0km/h (1.2M)	9.71 [4] 63.7km/h (1.4M)	12.45 [4] 65.3km/h (1.2M)	15.28 [4] 64.4km/h (0.8M)	18.33 [4] 60.0km/h (0.9M)	21.44 [4] 58.3km/h (1.2M)	24.55 [5] 58.2km/h (2.0M)	12.29 59.1km/h (1.3M)	26.49 [5]
6	Looks Good	6	66.5km/h	3.95 [4] 43.8km/h (2.9M)	6.93 [5] 61.7km/h (2.1M)	9.78 [5] 64.1km/h (2.9M)	12.50 [5] 66.2km/h (2.8M)	15.35 [5] 64.4km/h (1.4M)	18.43 [5] 60.0km/h (1.5M)	21.63 [6] 58.1km/h (2.0M)	24.70 [6] 58.8km/h (4.5M)	12.34 59.4km/h (2.6M)	26.61 [6]
8	Stitched Up Joe	8	66.2km/h	4.16 [8] 43.8km/h (3.7M)	7.11 [8] 62.5km/h (2.5M)	9.95 [8] 64.7km/h (2.9M)	12.68 [7] 66.0km/h (3.3M)	15.54 [7] 64.4km/h (1.7M)	18.59 [7] 60.7km/h (1.7M)	21.76 [7] 58.6km/h (2.0M)	24.91 [7] 57.8km/h (4.9M)	12.42 59.2km/h (2.8M)	26.87 [7]
7	My Brave	7	63.8km/h	4.10 [7] 42.7km/h (2.8M)	7.05 [6] 60.8km/h (1.1M)	9.90 [7] 63.5km/h (1.7M)	12.74 [8] 63.7km/h (2.2M)	15.68 [8] 62.5km/h (1.4M)	18.81 [8] 58.8km/h (1.5M)	21.99 [8] 57.6km/h (1.5M)	25.24 [8] 56.2km/h (3.6M)	12.73 57.5km/h (2.3M)	27.28 [8]

Data based on IsoLynx Localised Positioning System.

Legend:

[] - Rank at each section










() - Avg. meters to rail for section

-- No data available at section





IPSWICH, QLD
Race 3 - WWW.IPSWICHGREYHOUNDS.COM Maiden H - 431M
26/03/2024 - 00:00:00 AM

RUG	NAME	BOX	FINISH TIME
	Cyclone Jasper	1	0
	Pure Penny	2	0
	Flipper King	3	0
	Manhattan Monaro	4	0
	Get Going	5	0
	Sirius Monica	6	0
	Muscovite Mica	7	0
	Screaming Blaze	8	0
	Petite Gal	9	0