



Toowoomba QLD Professional

Race 1: TOOWOOMBA PLASTICS Class 2 Handicap - 1100m

04 May 2024 - 17:00



Track Rating: Good 4 , Weather: Fine , Rail Position: +2m Entire

Section		Overall											Last 600m	
Field Times		1:07.31											0:35.62	
		(0:08.56)												
		1000m												
		0:58.75												
		(0:11.39)												
		800m												
		0:47.36												
		(0:11.74)												
		600m												
		0:35.62												
		(0:11.92)												
		400m												
		0:23.70												
		(0:11.64)												
		200m												
		0:12.06												
		(0:12.06)												
Rank	TAB	Horse/Jockey	Barrier	Top Speed [km/h]	Fastest Section	Overall	1000m	800m	600m	400m	200m	Margin	Distance Travelled [m]	
1	11	LARA'S LAULET Les Tilley	11	64.0	0:08.92	1:07.31 [1] (0:08.92)	0:58.39 [4] (0:11.68)	0:46.71 [7] (0:11.88)	0:34.83 [7] (0:11.74)	0:23.09 [6] (0:11.46)	0:11.63 [4] (0:11.63)	1:07.31	0:34.83	
2	3	TRYANZA Dan McGillivray	7	65.2	0:08.56	1:07.36 [2] (0:08.56)	0:58.80 [1] (0:11.39)	0:47.41 [1] (0:11.74)	0:35.67 [1] (0:11.92)	0:23.75 [1] (0:11.64)	0:12.11 [1] (0:12.11)	0.2L	0:35.67 -2	
3	15	DUCHESS BREE Nathan Evans	1	64.2	0:09.38	1:07.61 [3] (0:09.38)	0:58.23 [10] (0:11.83)	0:46.40 [10] (0:11.68)	0:34.72 [10] (0:11.69)	0:23.03 [9] (0:11.44)	0:11.59 [7] (0:11.59)	1.5L	0:34.72 -1	
4	1	MASTER GEE Yvette Lewis	9	64.9	0:08.76	1:07.69 [4] (0:08.76)	0:58.93 [2] (0:11.41)	0:47.52 [2] (0:11.64)	0:35.88 [2] (0:11.82)	0:24.06 [2] (0:11.73)	0:12.33 [2] (0:12.33)	1.9L	0:35.88 +0	
5	9	SUISSE SCANDAL Cobi Vitler	4	65.6	0:08.98	1:07.71 [5] (0:08.98)	0:58.73 [6] (0:11.54)	0:47.19 [5] (0:11.57)	0:35.62 [4] (0:11.76)	0:23.86 [4] (0:11.77)	0:12.09 [3] (0:12.09)	2L	0:35.62 -2	
6	14	MOLLY GOLIGHTLY Karl Zechner	10	64.6	0:09.16	1:07.74 [6] (0:09.16)	0:58.58 [7] (0:11.41)	0:47.17 [6] (0:11.66)	0:35.51 [5] (0:11.88)	0:23.63 [5] (0:11.71)	0:11.92 [6] (0:11.92)	2.2L	0:35.51 +0	
7	7	BOOM BY BY Olivia Webb	3	63.2	0:09.36	1:08.43 [7] (0:09.36)	0:59.07 [9] (0:11.72)	0:47.35 [9] (0:11.78)	0:35.57 [9] (0:11.76)	0:23.81 [10] (0:11.62)	0:12.19 [8] (0:12.19)	6.2L	0:35.57 +2	
8	2	SNEAKY SHARK Georgina Cartwright	2	65.0	0:08.89	1:08.55 [8] (0:08.89)	0:59.66 [3] (0:11.43)	0:48.23 [3] (0:11.70)	0:36.53 [3] (0:11.82)	0:24.71 [3] (0:11.87)	0:12.84 [5] (0:12.84)	6.7L	0:36.53 -4	
9	12	BOOGA RAY Madeleine Wishart	8	64.8	0:09.20	1:08.67 [9] (0:09.20)	0:59.47 [8] (0:11.52)	0:47.95 [8] (0:11.88)	0:36.07 [8] (0:11.91)	0:24.16 [8] (0:11.83)	0:12.33 [10] (0:12.33)	7.2L	0:36.07 +2	
10	17	MY MOSES Dylan Bennett	6	64.3	0:08.93	1:08.75 [10] (0:08.93)	0:59.82 [5] (0:11.56)	0:48.26 [4] (0:11.77)	0:36.49 [6] (0:12.09)	0:24.40 [7] (0:11.89)	0:12.51 [9] (0:12.51)	7.7L	0:36.49 +5	

Scratched: New Maher (#8), La Boqueria (#10), King Of The Jungle (#4), Outwitted (#5), Deferential (#6), Naughty Words (#13)



Toowoomba QLD Professional

Race 1: TOOWOOMBA PLASTICS Class 2 Handicap - 1100m

04 May 2024 - 17:00



Track Rating: Good 4 , Weather: Fine , Rail Position: +2m Entire

Section	Overall	1000m	800m	600m	400m	200m	Last 600m
Field Times	1:07.31 (0:08.56)	0:58.75 (0:11.39)	0:47.36 (0:11.74)	0:35.62 (0:11.92)	0:23.70 (0:11.64)	0:12.06 (0:12.06)	0:35.62

Rank	TAB	Horse/Jockey	Barrier	Top Speed [km/h]	Fastest Section	Margin	Distance Travelled [m]
11	16	REACTOR	5	64.1	0:09.51	10L	+3
		Stacey Callow		800m	Overall		

Scratched: New Maher (#8), La Boqueria (#10), King Of The Jungle (#4), Outwitted (#5), Deferential (#6), Naughty Words (#13)



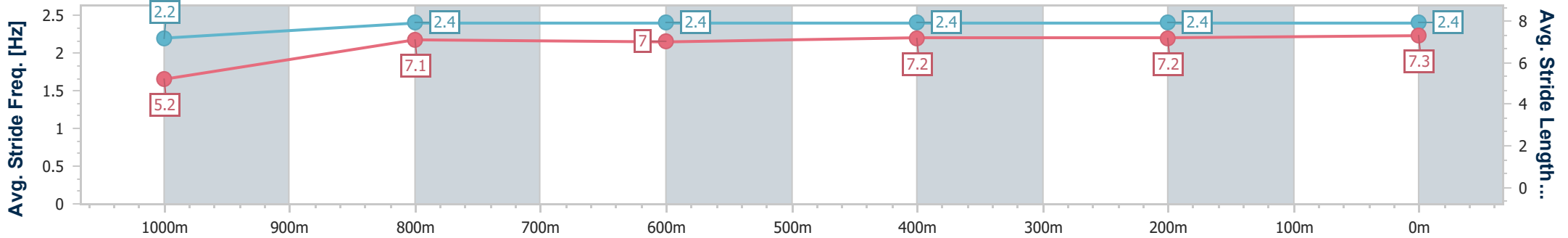
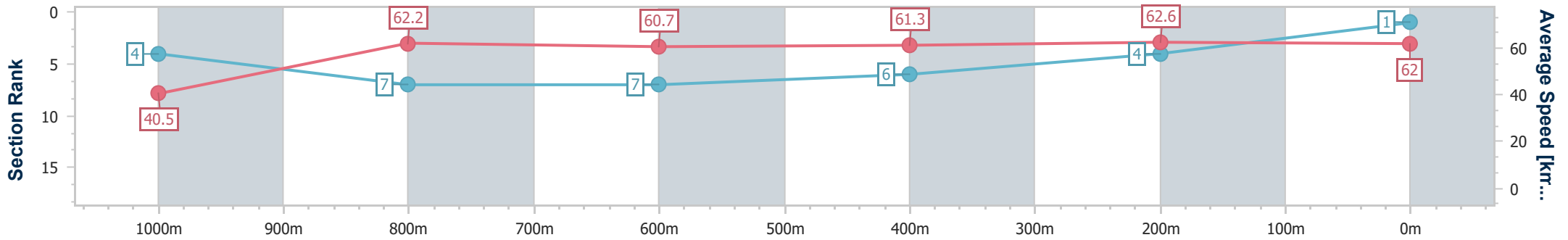
Horse/Jockey Name	Lara's Laulet
Final Rank	1
Fastest Section Time (Section)	0:08.92 (Overall)
Top Speed [km/h] (Section)	64.0 (400m)
Race State	Finished



Toowoomba QLD Professional
 Race 1: TOOWOOMBA PLASTICS Class 2 Handicap - 1100m
 04 May 2024 - 17:00
 Track Rating: Good 4 , Weather: Fine , Rail Position: +2m Entire



Section	Overall	1000m	800m	600m	400m	200m
Section Times	1:07.31 [1] (0:08.92)	0:58.39 [4] (0:11.68)	0:46.71 [7] (0:11.88)	0:34.83 [7] (0:11.74)	0:23.09 [6] (0:11.46)	0:11.63 [4]
Average Speed [km/h]	40.5	62.2	60.7	61.3	62.6	62.0
Top Speed [km/h]	59.3	63.4	62.9	63.4	64.0	63.8
Avg. Dist. to Rail [m]	9.3	2.7	1.2	0.4	1.1	0.9
Avg. Stride Freq. [Hz]	2.2	2.4	2.4	2.4	2.4	2.4
Avg. Stride Length [m]	5.2	7.1	7.0	7.2	7.2	7.3



- [] Ranking at each section and finish
- .-.- No data available at this section
- NA No data available



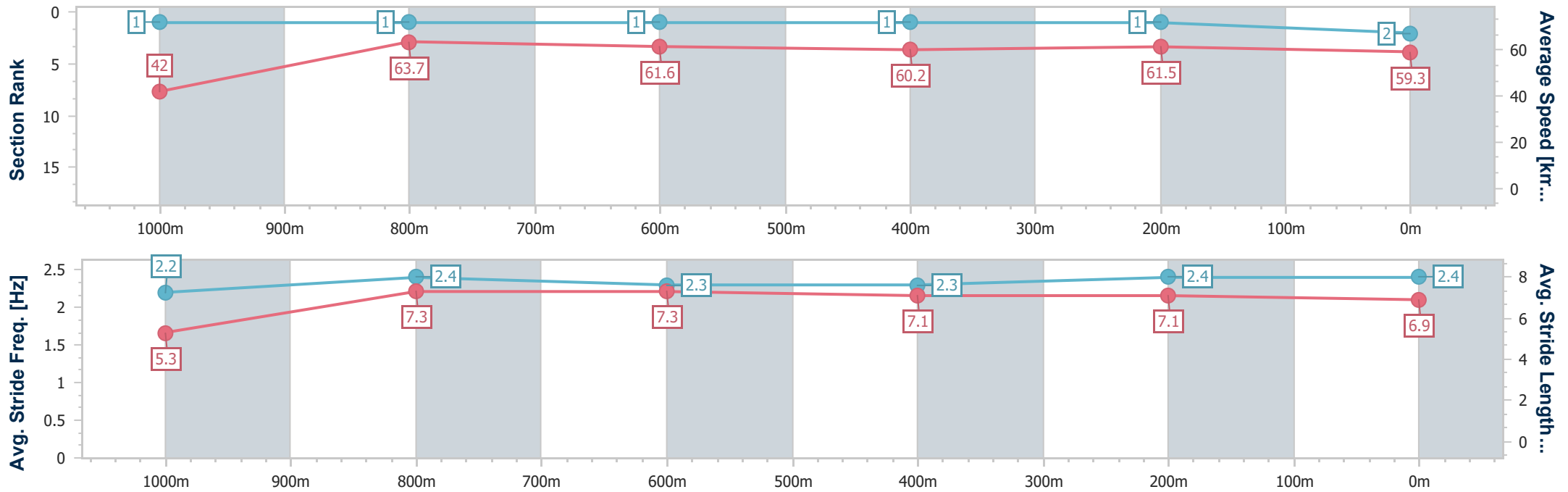
Horse/Jockey Name	Tryanza
Final Rank	2
Fastest Section Time (Section)	0:08.56 (Overall)
Top Speed [km/h] (Section)	65.2 (1000m)
Race State	Finished



Toowoomba QLD Professional
 Race 1: TOOWOOMBA PLASTICS Class 2 Handicap - 1100m
 04 May 2024 - 17:00
 Track Rating: Good 4 , Weather: Fine , Rail Position: +2m Entire



Section	Overall	1000m	800m	600m	400m	200m
Section Times	1:07.36 [2] (0:08.56)	0:58.80 [1] (0:11.39)	0:47.41 [1] (0:11.74)	0:35.67 [1] (0:11.92)	0:23.75 [1] (0:11.64)	0:12.11 [1] (0:12.11)
Average Speed [km/h]	42.0	63.7	61.6	60.2	61.5	59.3
Top Speed [km/h]	64.6	65.2	62.3	61.7	62.9	61.3
Avg. Dist. to Rail [m]	6.9	2.8	0.8	0.7	1.0	1.3
Avg. Stride Freq. [Hz]	2.2	2.4	2.3	2.3	2.4	2.4
Avg. Stride Length [m]	5.3	7.3	7.3	7.1	7.1	6.9



- [] Ranking at each section and finish
- .-.- No data available at this section
- NA No data available



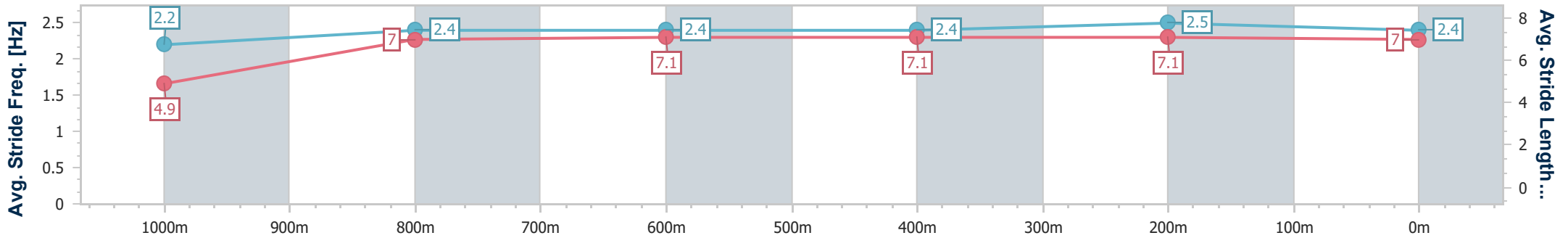
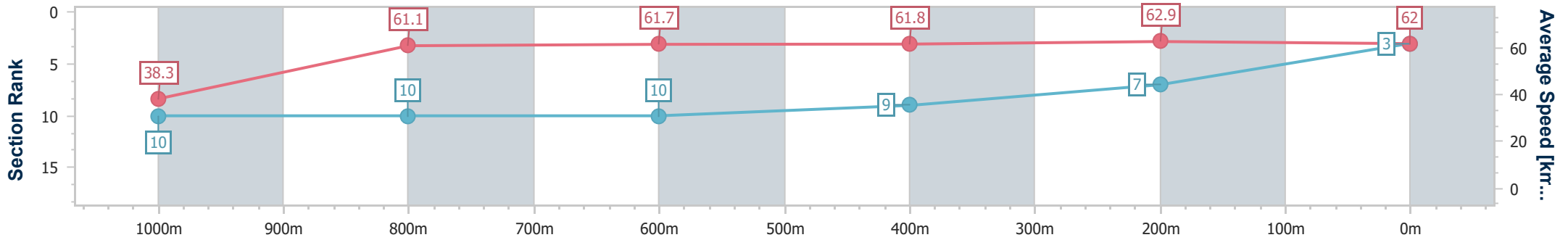
Horse/Jockey Name	Duchess Bree
Final Rank	3
Fastest Section Time (Section)	0:09.38 (Overall)
Top Speed [km/h] (Section)	64.2 (400m)
Race State	Finished



Toowoomba QLD Professional
 Race 1: TOOWOOMBA PLASTICS Class 2 Handicap - 1100m
 04 May 2024 - 17:00
 Track Rating: Good 4 , Weather: Fine , Rail Position: +2m Entire



Section	Overall	1000m	800m	600m	400m	200m
Section Times	1:07.61 [3] (0:09.38)	0:58.23 [10] (0:11.83)	0:46.40 [10] (0:11.68)	0:34.72 [10] (0:11.69)	0:23.03 [9] (0:11.44)	0:11.59 [7]
Average Speed [km/h]	38.3	61.1	61.7	61.8	62.9	62.0
Top Speed [km/h]	59.4	62.7	62.9	63.1	64.2	63.9
Avg. Dist. to Rail [m]	1.9	0.9	0.8	0.2	0.6	0.4
Avg. Stride Freq. [Hz]	2.2	2.4	2.4	2.4	2.5	2.4
Avg. Stride Length [m]	4.9	7.0	7.1	7.1	7.1	7.0



- [] Ranking at each section and finish
- .-.- No data available at this section
- NA No data available



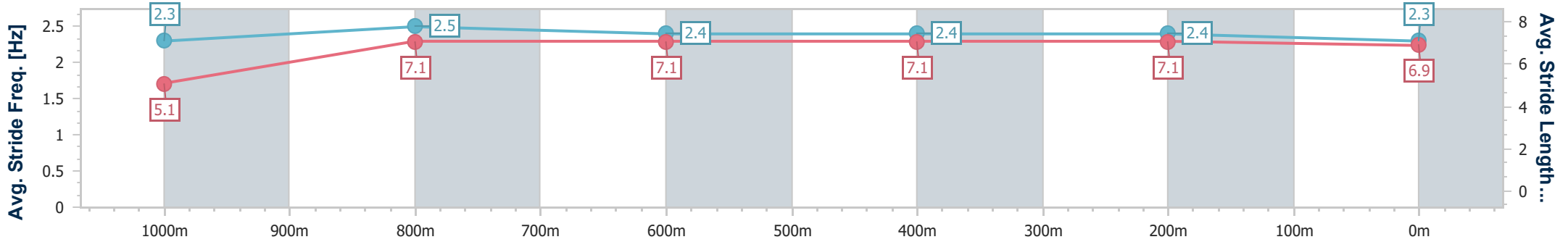
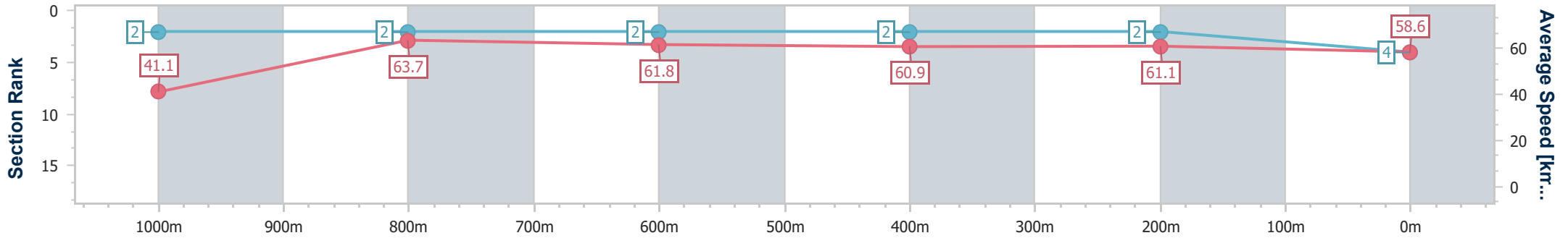
Horse/Jockey Name	Master Gee
Final Rank	4
Fastest Section Time (Section)	0:08.76 (Overall)
Top Speed [km/h] (Section)	64.9 (1000m)
Race State	Finished



Toowoomba QLD Professional
Race 1: TOOWOOMBA PLASTICS Class 2 Handicap - 1100m
04 May 2024 - 17:00
Track Rating: Good 4 , Weather: Fine , Rail Position: +2m Entire



Section	Overall	1000m	800m	600m	400m	200m
Section Times	1:07.69 [4] (0:08.76)	0:58.93 [2] (0:11.41)	0:47.52 [2] (0:11.64)	0:35.88 [2] (0:11.82)	0:24.06 [2] (0:11.73)	0:12.33 [2] (0:12.33)
Average Speed [km/h]	41.1	63.7	61.8	60.9	61.1	58.6
Top Speed [km/h]	63.5	64.9	62.5	62.5	62.2	61.4
Avg. Dist. to Rail [m]	9.0	3.9	0.3	0.6	1.2	3.0
Avg. Stride Freq. [Hz]	2.3	2.5	2.4	2.4	2.4	2.3
Avg. Stride Length [m]	5.1	7.1	7.1	7.1	7.1	6.9



- [] Ranking at each section and finish
- .-.- No data available at this section
- NA No data available



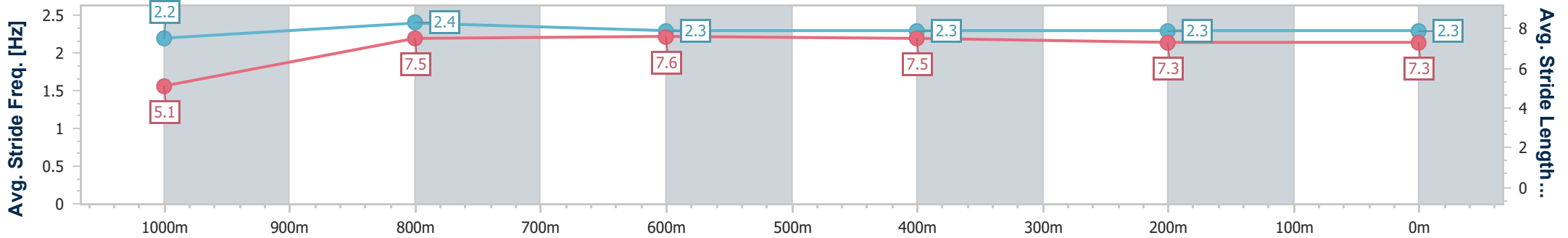
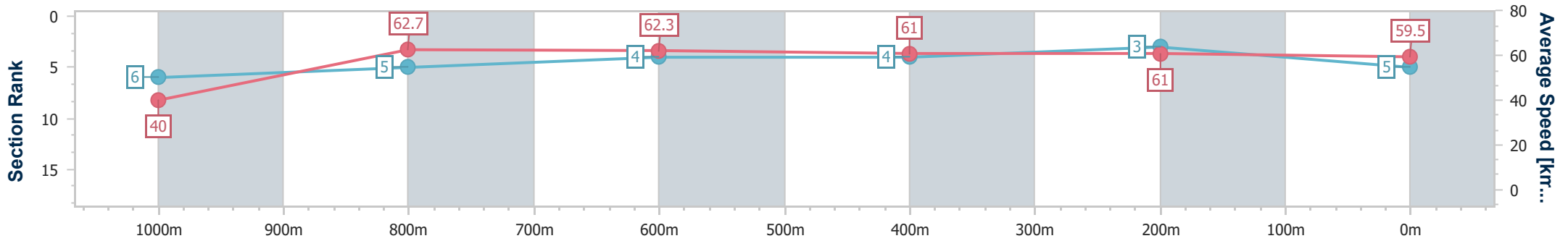
Horse/Jockey Name	Suisse Scandal
Final Rank	5
Fastest Section Time (Section)	0:08.98 (Overall)
Top Speed [km/h] (Section)	65.6 (1000m)
Race State	Finished



Toowoomba QLD Professional
 Race 1: TOOWOOMBA PLASTICS Class 2 Handicap - 1100m
 04 May 2024 - 17:00
 Track Rating: Good 4 , Weather: Fine , Rail Position: +2m Entire



Section	Overall	1000m	800m	600m	400m	200m
Section Times	1:07.71 [5] (0:08.98)	0:58.73 [6] (0:11.54)	0:47.19 [5] (0:11.57)	0:35.62 [4] (0:11.76)	0:23.86 [4] (0:11.77)	0:12.09 [3] (0:12.09)
Average Speed [km/h]	40.0	62.7	62.3	61.0	61.0	59.5
Top Speed [km/h]	65.4	65.6	62.6	62.1	62.0	60.7
Avg. Dist. to Rail [m]	5.3	2.5	0.4	0.8	1.4	4.3
Avg. Stride Freq. [Hz]	2.2	2.4	2.3	2.3	2.3	2.3
Avg. Stride Length [m]	5.1	7.5	7.6	7.5	7.3	7.3



- [] Ranking at each section and finish
- .-.- No data available at this section
- NA No data available



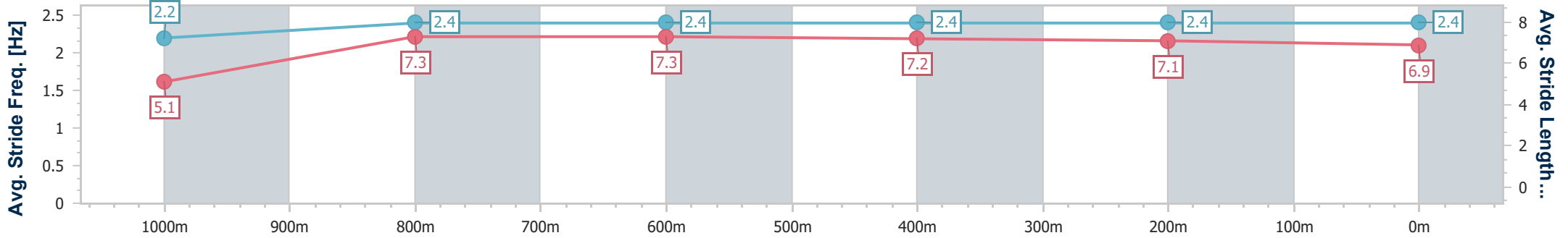
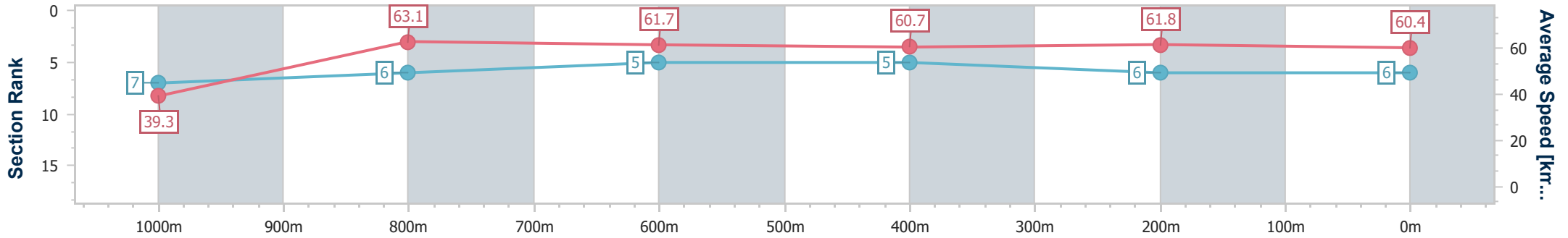
Horse/Jockey Name	Molly Golightly
Final Rank	6
Fastest Section Time (Section)	0:09.16 (Overall)
Top Speed [km/h] (Section)	64.6 (1000m)
Race State	Finished



Toowoomba QLD Professional
 Race 1: TOOWOOMBA PLASTICS Class 2 Handicap - 1100m
 04 May 2024 - 17:00
 Track Rating: Good 4 , Weather: Fine , Rail Position: +2m Entire



Section	Overall	1000m	800m	600m	400m	200m
Section Times	1:07.74 [6] (0:09.16)	0:58.58 [7] (0:11.41)	0:47.17 [6] (0:11.66)	0:35.51 [5] (0:11.88)	0:23.63 [5] (0:11.71)	0:11.92 [6] (0:11.92)
Average Speed [km/h]	39.3	63.1	61.7	60.7	61.8	60.4
Top Speed [km/h]	60.3	64.6	63.2	62.1	62.7	61.8
Avg. Dist. to Rail [m]	7.5	0.8	0.5	0.9	1.1	4.1
Avg. Stride Freq. [Hz]	2.2	2.4	2.4	2.4	2.4	2.4
Avg. Stride Length [m]	5.1	7.3	7.3	7.2	7.1	6.9



- [] Ranking at each section and finish
- .-.- No data available at this section
- NA No data available



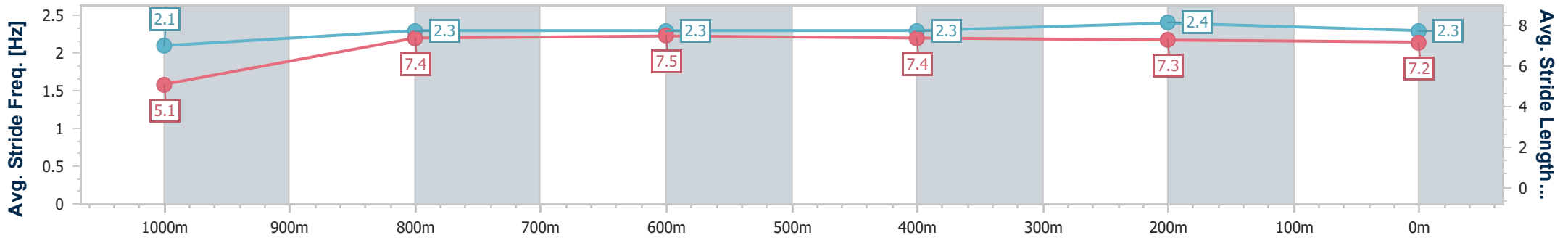
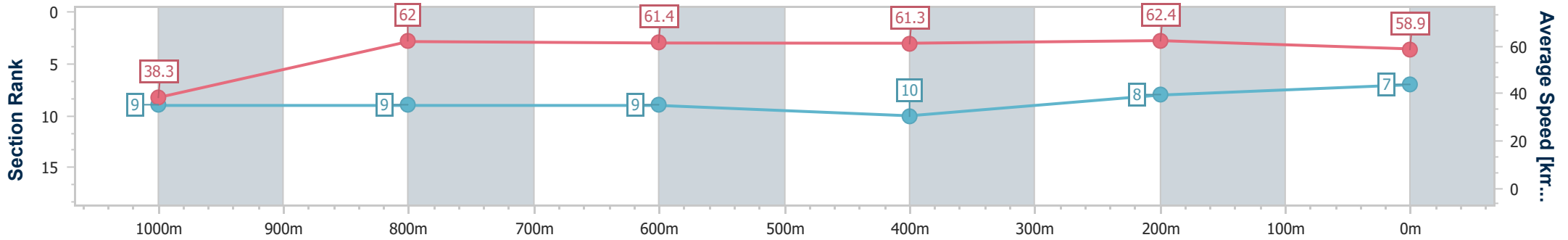
Horse/Jockey Name	Boom By By
Final Rank	7
Fastest Section Time (Section)	0:09.36 (Overall)
Top Speed [km/h] (Section)	63.2 (400m)
Race State	Finished



Toowoomba QLD Professional
 Race 1: TOOWOOMBA PLASTICS Class 2 Handicap - 1100m
 04 May 2024 - 17:00
 Track Rating: Good 4 , Weather: Fine , Rail Position: +2m Entire



Section	Overall	1000m	800m	600m	400m	200m
Section Times	1:08.43 [7] (0:09.36)	0:59.07 [9] (0:11.72)	0:47.35 [9] (0:11.78)	0:35.57 [9] (0:11.76)	0:23.81 [10] (0:11.62)	0:12.19 [8] (0:12.19)
Average Speed [km/h]	38.3	62.0	61.4	61.3	62.4	58.9
Top Speed [km/h]	61.2	62.8	62.5	62.0	63.2	61.3
Avg. Dist. to Rail [m]	4.9	2.9	1.1	0.6	2.1	4.9
Avg. Stride Freq. [Hz]	2.1	2.3	2.3	2.3	2.4	2.3
Avg. Stride Length [m]	5.1	7.4	7.5	7.4	7.3	7.2



- [] Ranking at each section and finish
- .-.- No data available at this section
- NA No data available



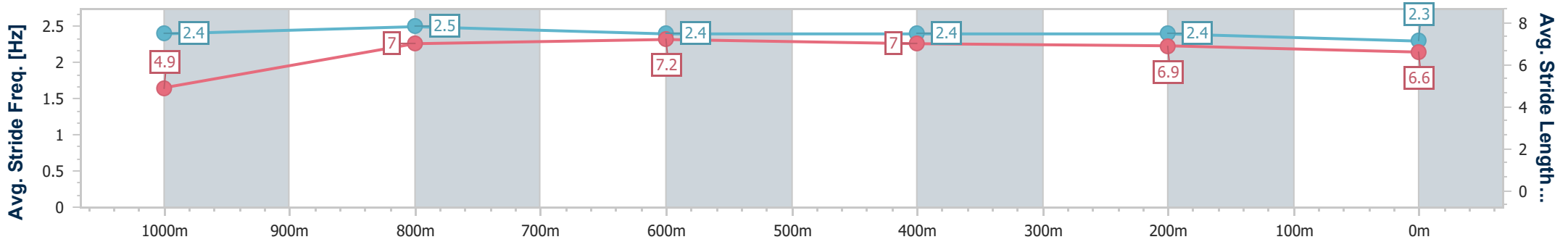
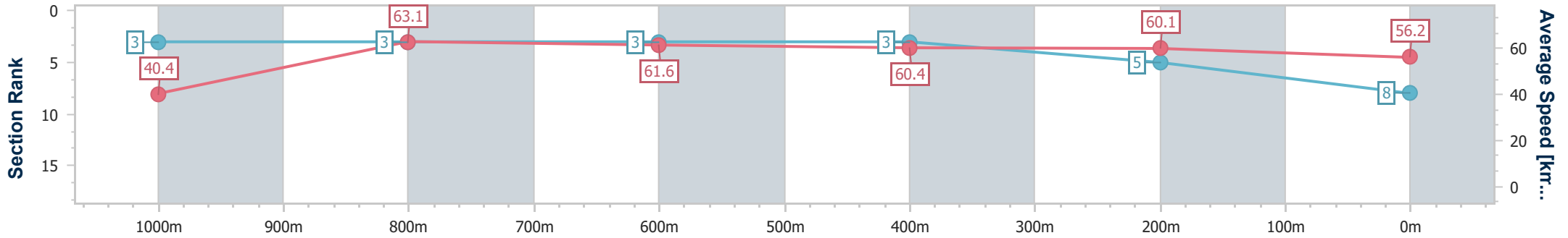
Horse/Jockey Name	Sneaky Shark
Final Rank	8
Fastest Section Time (Section)	0:08.89 (Overall)
Top Speed [km/h] (Section)	65.0 (1000m)
Race State	Finished



Toowoomba QLD Professional
 Race 1: TOOWOOMBA PLASTICS Class 2 Handicap - 1100m
 04 May 2024 - 17:00
 Track Rating: Good 4 , Weather: Fine , Rail Position: +2m Entire



Section	Overall	1000m	800m	600m	400m	200m
Section Times	1:08.55 [8] (0:08.89)	0:59.66 [3] (0:11.43)	0:48.23 [3] (0:11.70)	0:36.53 [3] (0:11.82)	0:24.71 [3] (0:11.87)	0:12.84 [5] (0:12.84)
Average Speed [km/h]	40.4	63.1	61.6	60.4	60.1	56.2
Top Speed [km/h]	63.7	65.0	62.3	62.3	62.4	59.5
Avg. Dist. to Rail [m]	2.8	1.0	0.4	1.6	1.2	0.6
Avg. Stride Freq. [Hz]	2.4	2.5	2.4	2.4	2.4	2.3
Avg. Stride Length [m]	4.9	7.0	7.2	7.0	6.9	6.6



- [] Ranking at each section and finish
- .-.- No data available at this section
- NA No data available



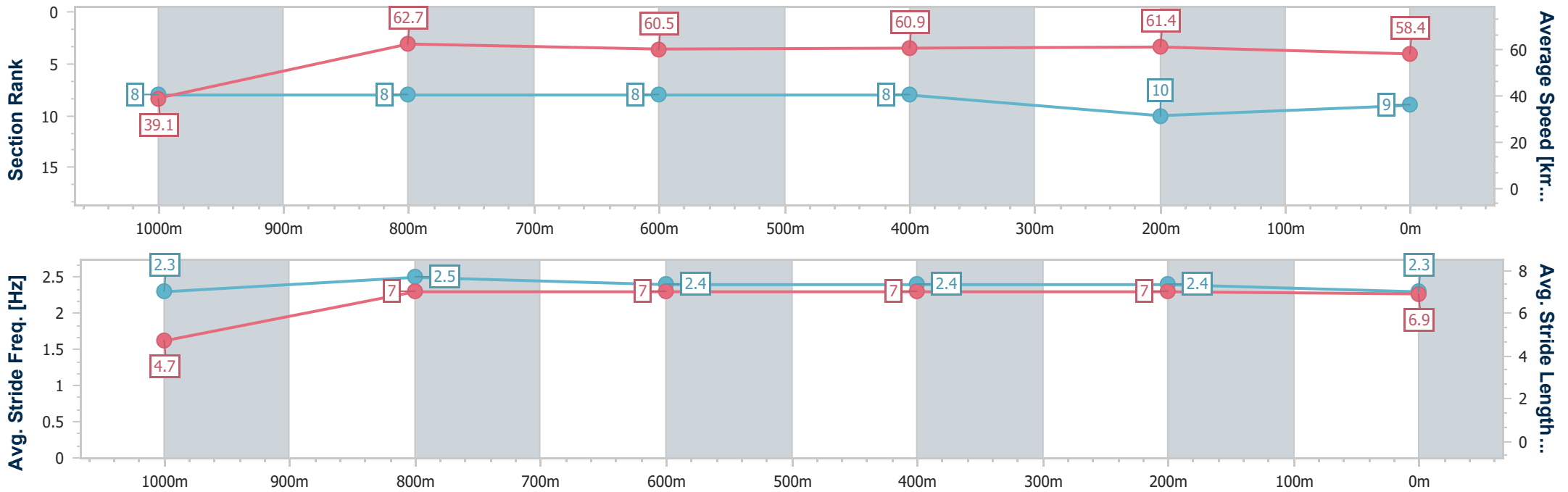
Horse/Jockey Name	Booga Ray
Final Rank	9
Fastest Section Time (Section)	0:09.20 (Overall)
Top Speed [km/h] (Section)	64.8 (1000m)
Race State	Finished



Toowoomba QLD Professional
 Race 1: TOOWOOMBA PLASTICS Class 2 Handicap - 1100m
 04 May 2024 - 17:00
 Track Rating: Good 4 , Weather: Fine , Rail Position: +2m Entire



Section	Overall	1000m	800m	600m	400m	200m
Section Times	1:08.67 [9] (0:09.20)	0:59.47 [8] (0:11.52)	0:47.95 [8] (0:11.88)	0:36.07 [8] (0:11.91)	0:24.16 [8] (0:11.83)	0:12.33 [10] (0:12.33)
Average Speed [km/h]	39.1	62.7	60.5	60.9	61.4	58.4
Top Speed [km/h]	62.3	64.8	62.2	62.2	62.6	60.0
Avg. Dist. to Rail [m]	6.5	1.3	0.4	1.2	2.7	3.1
Avg. Stride Freq. [Hz]	2.3	2.5	2.4	2.4	2.4	2.3
Avg. Stride Length [m]	4.7	7.0	7.0	7.0	7.0	6.9



- [] Ranking at each section and finish
- .-.- No data available at this section
- NA No data available



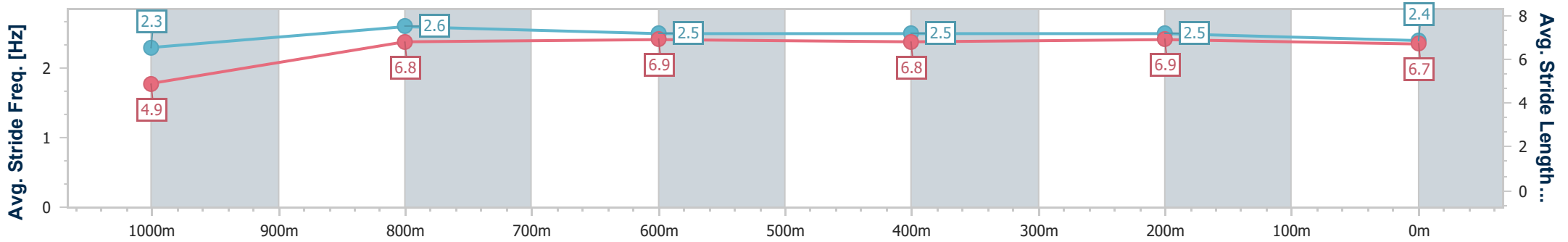
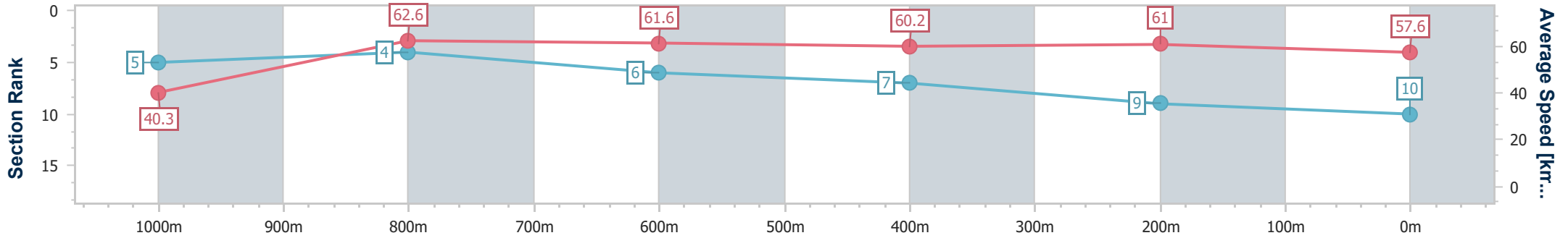
Horse/Jockey Name	My Moses
Final Rank	10
Fastest Section Time (Section)	0:08.93 (Overall)
Top Speed [km/h] (Section)	64.3 (1000m)
Race State	Finished



Toowoomba QLD Professional
 Race 1: TOOWOOMBA PLASTICS Class 2 Handicap - 1100m
 04 May 2024 - 17:00
 Track Rating: Good 4 , Weather: Fine , Rail Position: +2m Entire



Section	Overall	1000m	800m	600m	400m	200m
Section Times	1:08.75 [10] (0:08.93)	0:59.82 [5] (0:11.56)	0:48.26 [4] (0:11.77)	0:36.49 [6] (0:12.09)	0:24.40 [7] (0:11.89)	0:12.51 [9] (0:12.51)
Average Speed [km/h]	40.3	62.6	61.6	60.2	61.0	57.6
Top Speed [km/h]	62.4	64.3	63.5	61.1	62.2	60.3
Avg. Dist. to Rail [m]	6.2	2.2	2.3	2.5	2.8	5.4
Avg. Stride Freq. [Hz]	2.3	2.6	2.5	2.5	2.5	2.4
Avg. Stride Length [m]	4.9	6.8	6.9	6.8	6.9	6.7



- [] Ranking at each section and finish
- .-.- No data available at this section
- NA No data available



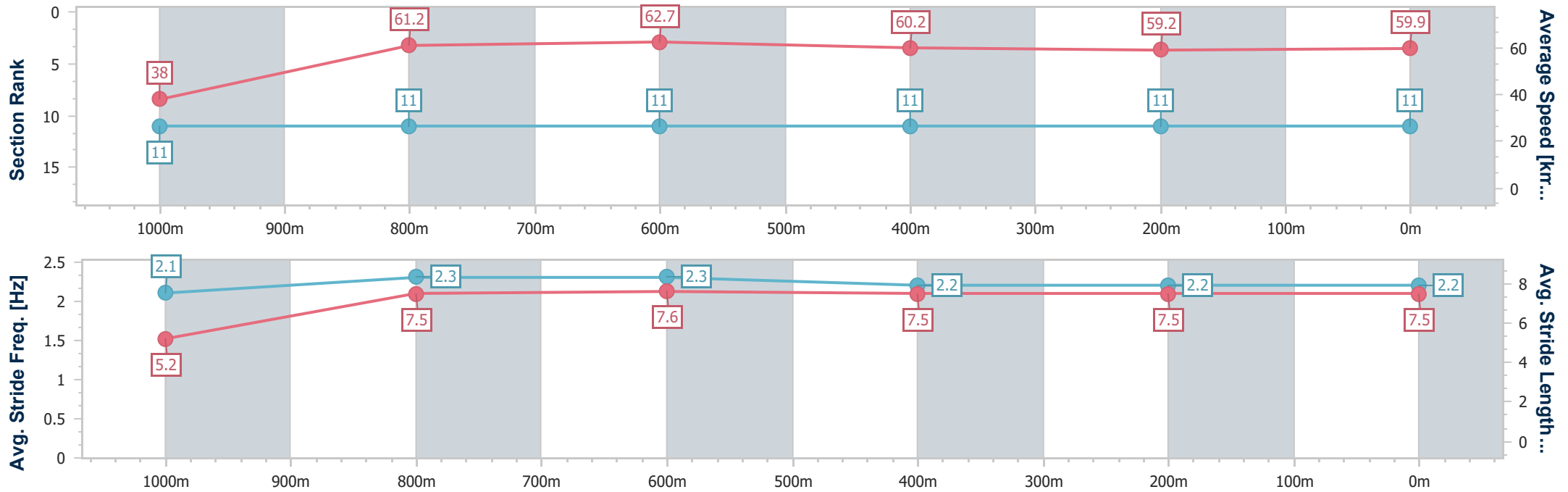
Horse/Jockey Name	Reactor
Final Rank	11
Fastest Section Time (Section)	0:09.51 (Overall)
Top Speed [km/h] (Section)	64.1 (800m)
Race State	Finished



Toowoomba QLD Professional
 Race 1: TOOWOOMBA PLASTICS Class 2 Handicap - 1100m
 04 May 2024 - 17:00
 Track Rating: Good 4 , Weather: Fine , Rail Position: +2m Entire



Section	Overall	1000m	800m	600m	400m	200m
Section Times	1:09.17 [11] (0:09.51)	0:59.66 [11] (0:11.83)	0:47.83 [11] (0:11.60)	0:36.23 [11] (0:12.03)	0:24.20 [11] (0:12.15)	0:12.05 [11] (0:12.05)
Average Speed [km/h]	38.0	61.2	62.7	60.2	59.2	59.9
Top Speed [km/h]	59.4	63.8	64.1	61.6	60.0	60.4
Avg. Dist. to Rail [m]	4.8	2.1	2.9	1.6	0.3	0.4
Avg. Stride Freq. [Hz]	2.1	2.3	2.3	2.2	2.2	2.2
Avg. Stride Length [m]	5.2	7.5	7.6	7.5	7.5	7.5



- [] Ranking at each section and finish
- .-.- No data available at this section
- NA No data available