



Sunshine Coast Poly Track QLD Professional

Race 4: SANDSTONE OVER 50'S Class 3 Plate - 1400m

05 May 2024 - 14:50



Track Rating: Synthetic, Weather: Overcast, Rail Position: True

Section		Overall	1200m	1000m	800m	600m	400m	Last 600m				
Field Times		1:22.74 (0:13.64)	1:09.10 (0:11.59)	0:57.51 (0:11.76)	0:45.75 (0:11.89)	0:33.86 (0:11.29)	0:22.57 (0:11.09)	0:33.86				
Rank	TAB Horse/Jockey	Barrier	Top Speed [km/h]	Fastest Section	Distance Travelled [m]							
1	7 DENIED Emily Lang	5	66.3 400m	0:11.09 400m	1:22.74 [1] (0:13.64)	1:09.10 [1] (0:11.59)	0:57.51 [2] (0:11.76)	0:45.75 [1] (0:11.89)	0:33.86 [1] (0:11.29)	0:22.57 [1] (0:11.09)	0:33.86	
2	2 REDENTE CHOICE Shania Willis	6	66.0 1200m	0:11.27 1200m	1:23.87 [2] (0:13.96)	1:09.91 [4] (0:11.27)	0:58.64 [1] (0:11.78)	0:46.86 [2] (0:11.94)	0:34.92 [2] (0:11.48)	0:23.44 [2] (0:11.40)	0:34.92 +7	
3	5 PRICE COST Robbie Dolan	3	64.6 400m	0:11.40 400m	1:24.02 [3] (0:13.91)	1:10.11 [2] (0:11.67)	0:58.44 [5] (0:11.75)	0:46.69 [4] (0:11.84)	0:34.85 [3] (0:11.52)	0:23.33 [3] (0:11.40)	0:34.85 +2	
4	3 NIGHTSTICK Michael Rodd	4	65.1 400m	0:11.26 400m	1:24.05 [4] (0:13.95)	1:10.10 [3] (0:11.62)	0:58.48 [4] (0:11.90)	0:46.58 [5] (0:11.91)	0:34.67 [5] (0:11.62)	0:23.05 [5] (0:11.26)	0:34.67 +7	
5	8 QUADRI Jake Bayliss	2	65.2 600m	0:11.35 400m	1:24.30 [5] (0:14.34)	1:09.96 [7] (0:11.42)	0:58.54 [7] (0:11.83)	0:46.71 [7] (0:11.98)	0:34.73 [7] (0:11.43)	0:23.30 [5] (0:11.35)	0:34.73 +8	
6	6 TORQUE LEICA STAR Cody Collis	1	64.2 600m	0:11.39 600m	1:24.41 [6] (0:14.09)	1:10.32 [6] (0:11.64)	0:58.68 [6] (0:11.79)	0:46.89 [6] (0:11.93)	0:34.96 [6] (0:11.39)	0:23.57 [4] (0:11.53)	0:34.96 +5	
7	9 GINASUE Girish Goomany	7	64.9 400m	0:11.41 400m	1:24.87 [7] (0:14.50)	1:10.37 [8] (0:11.55)	0:58.82 [8] (0:11.76)	0:47.06 [8] (0:11.96)	0:35.10 [8] (0:11.62)	0:23.48 [7] (0:11.41)	0:35.10 +6	
8	1 KELLERS SHELTER Adin Thompson	9	67.2 Overall	0:11.33 1200m	1:28.64 [8] (0:14.04)	1:14.60 [5] (0:11.33)	1:03.27 [3] (0:11.89)	0:51.38 [3] (0:12.09)	0:39.29 [4] (0:12.07)	0:27.22 [8] (0:12.52)	0:39.29 +13	

Scratched: Brave Maso (#4)



Sunshine Coast Poly Track QLD Professional

Race 4: SANDSTONE OVER 50'S Class 3 Plate - 1400m

05 May 2024 - 14:50



Track Rating: Synthetic, Weather: Overcast, Rail Position: True

Section							200m			Last 600m
Field Times							0:11.48			0:33.86
							(0:11.48)			
Rank	TAB	Horse/Jockey	Barrier	Top Speed [km/h]	Fastest Section	Margin				Distance Travelled [m]
1	7	DENIED	5	66.3	0:11.09	0:11.48 [1]	1:22.74			0:33.86
		Emily Lang		400m	400m	(0:11.48)				
2	2	REDENTE CHOICE	6	66.0	0:11.27	0:12.04 [2]	6.5L			0:34.92 +7
		Shania Willis		1200m	1200m	(0:12.04)				
3	5	PRICE COST	3	64.6	0:11.40	0:11.93 [3]	7.3L			0:34.85 +2
		Robbie Dolan		400m	400m	(0:11.93)				
4	3	NIGHTSTICK	4	65.1	0:11.26	0:11.79 [4]	7.5L			0:34.67 +7
		Michael Rodd		400m	400m	(0:11.79)				
5	8	QUADRI	2	65.2	0:11.35	0:11.95 [5]	8.8L			0:34.73 +8
		Jake Bayliss		600m	400m	(0:11.95)				
6	6	TORQUE LEICA STAR	1	64.2	0:11.39	0:12.04 [6]	9.3L			0:34.96 +5
		Cody Collis		600m	600m	(0:12.04)				
7	9	GINASUE	7	64.9	0:11.41	0:12.07 [7]	11.8L			0:35.10 +6
		Girish Goomany		400m	400m	(0:12.07)				
8	1	KELLERS SHELTER	9	67.2	0:11.33	0:14.70 [8]	33.8L			0:39.29 +13
		Adin Thompson		Overall	1200m	(0:14.70)				

Scratched: Brave Maso (#4)



Horse/Jockey Name	Denied
Final Rank	1
Fastest Section Time (Section)	0:11.09 (400m)
Top Speed [km/h] (Section)	66.3 (400m)
Race State	Finished



Sunshine Coast Poly Track QLD Professional

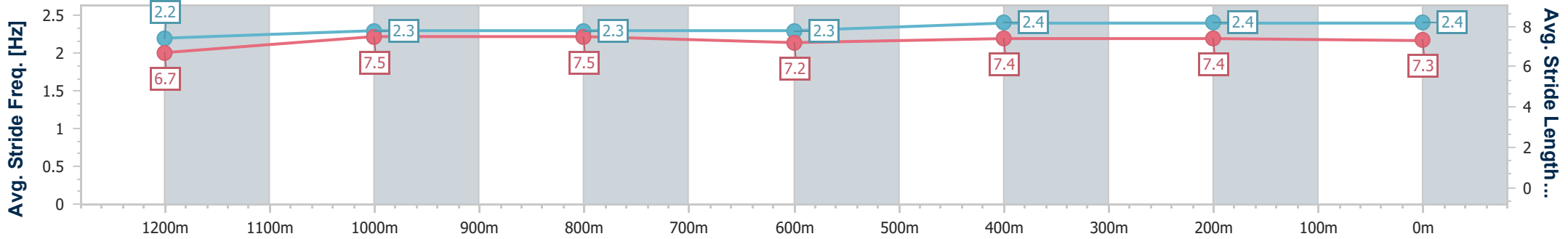
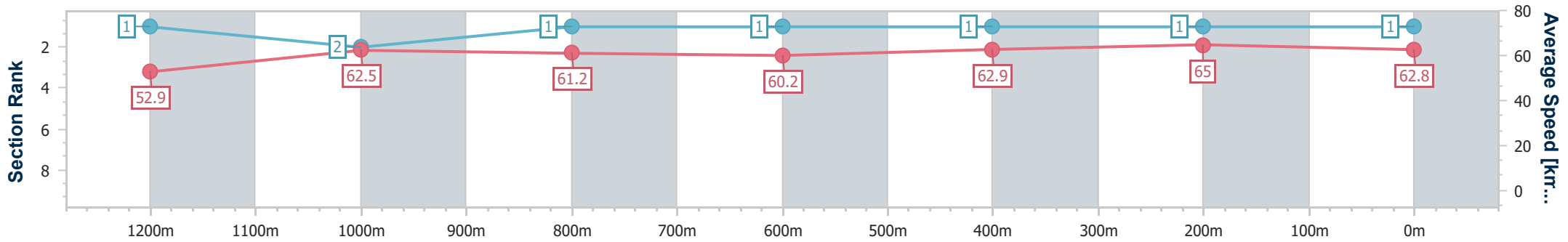
Race 4: SANDSTONE OVER 50'S Class 3 Plate - 1400m



05 May 2024 - 14:50

Track Rating: Synthetic, Weather: Overcast, Rail Position: True

Section	Overall	1200m	1000m	800m	600m	400m	200m
Section Times	1:22.74 [1] (0:13.64)	1:09.10 [1] (0:11.59)	0:57.51 [2] (0:11.76)	0:45.75 [1] (0:11.89)	0:33.86 [1] (0:11.29)	0:22.57 [1] (0:11.09)	0:11.48 [1] (0:11.48)
Average Speed [km/h]	52.9	62.5	61.2	60.2	62.9	65.0	62.8
Top Speed [km/h]	64.8	63.8	62.7	63.2	64.7	66.3	64.7
Avg. Dist. to Rail [m]	5.3	1.9	1.6	0.9	2.1	1.2	0.8
Avg. Stride Freq. [Hz]	2.2	2.3	2.3	2.3	2.4	2.4	2.4
Avg. Stride Length [m]	6.7	7.5	7.5	7.2	7.4	7.4	7.3



- [] Ranking at each section and finish
- .-.- No data available at this section
- NA No data available



Horse/Jockey Name	Redente Choice
Final Rank	2
Fastest Section Time (Section)	0:11.27 (1200m)
Top Speed [km/h] (Section)	66.0 (1200m)
Race State	Finished



Sunshine Coast Poly Track QLD Professional

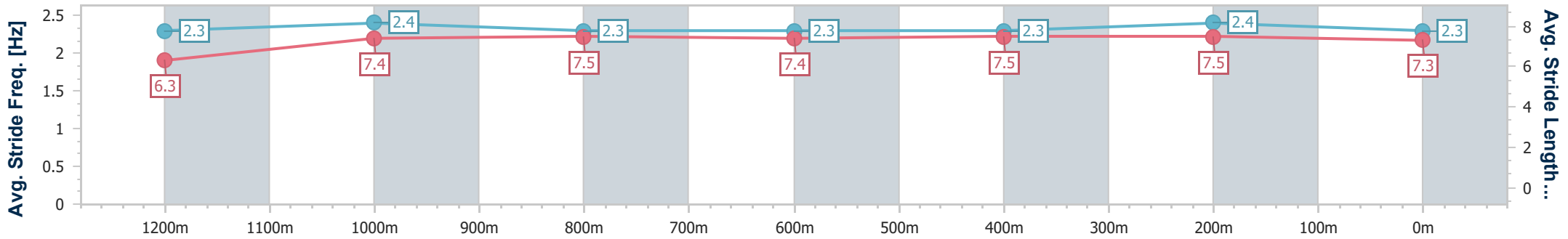
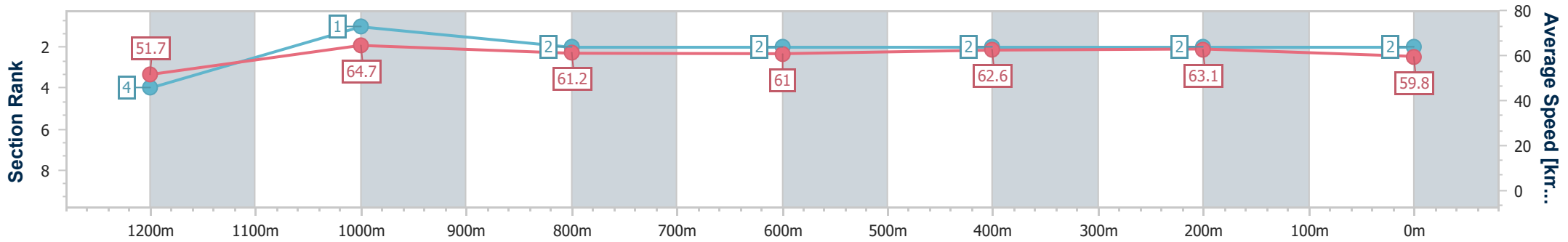
Race 4: SANDSTONE OVER 50'S Class 3 Plate - 1400m



05 May 2024 - 14:50

Track Rating: Synthetic, Weather: Overcast, Rail Position: True

Section	Overall	1200m	1000m	800m	600m	400m	200m
Section Times	1:23.87 [2] (0:13.96)	1:09.91 [4] (0:11.27)	0:58.64 [1] (0:11.78)	0:46.86 [2] (0:11.94)	0:34.92 [2] (0:11.48)	0:23.44 [2] (0:11.40)	0:12.04 [2] (0:12.04)
Average Speed [km/h]	51.7	64.7	61.2	61.0	62.6	63.1	59.8
Top Speed [km/h]	64.2	66.0	62.7	62.9	63.7	64.6	61.7
Avg. Dist. to Rail [m]	6.0	4.2	4.0	1.9	0.9	0.6	1.2
Avg. Stride Freq. [Hz]	2.3	2.4	2.3	2.3	2.3	2.4	2.3
Avg. Stride Length [m]	6.3	7.4	7.5	7.4	7.5	7.5	7.3



- [] Ranking at each section and finish
- .-.- No data available at this section
- NA No data available



Horse/Jockey Name	Price Cost
Final Rank	3
Fastest Section Time (Section)	0:11.40 (400m)
Top Speed [km/h] (Section)	64.6 (400m)
Race State	Finished



Sunshine Coast Poly Track QLD Professional

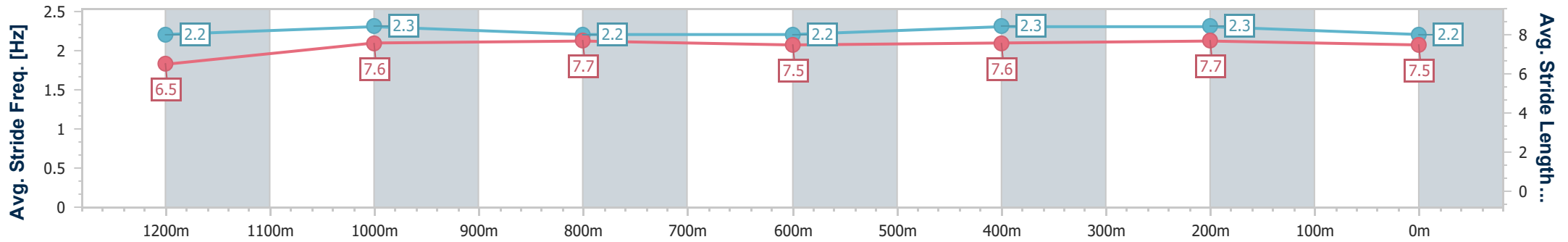
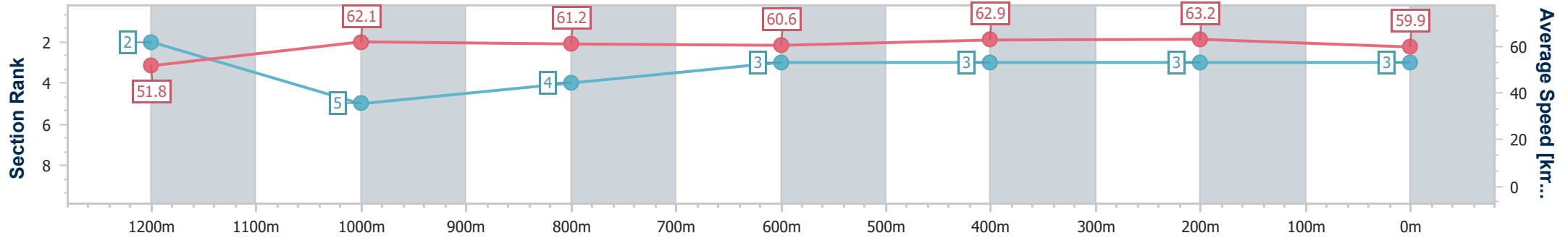
Race 4: SANDSTONE OVER 50'S Class 3 Plate - 1400m



05 May 2024 - 14:50

Track Rating: Synthetic, Weather: Overcast, Rail Position: True

Section	Overall	1200m	1000m	800m	600m	400m	200m
Section Times	1:24.02 [3] (0:13.91)	1:10.11 [2] (0:11.67)	0:58.44 [5] (0:11.75)	0:46.69 [4] (0:11.84)	0:34.85 [3] (0:11.52)	0:23.33 [3] (0:11.40)	0:11.93 [3] (0:11.93)
Average Speed [km/h]	51.8	62.1	61.2	60.6	62.9	63.2	59.9
Top Speed [km/h]	64.1	64.2	62.8	62.3	64.2	64.6	62.2
Avg. Dist. to Rail [m]	2.8	1.6	1.3	0.6	0.9	1.1	0.5
Avg. Stride Freq. [Hz]	2.2	2.3	2.2	2.2	2.3	2.3	2.2
Avg. Stride Length [m]	6.5	7.6	7.7	7.5	7.6	7.7	7.5



- [] Ranking at each section and finish
- .-.- No data available at this section
- NA No data available



Horse/Jockey Name	Nightstick
Final Rank	4
Fastest Section Time (Section)	0:11.26 (400m)
Top Speed [km/h] (Section)	65.1 (400m)
Race State	Finished



Sunshine Coast Poly Track QLD Professional

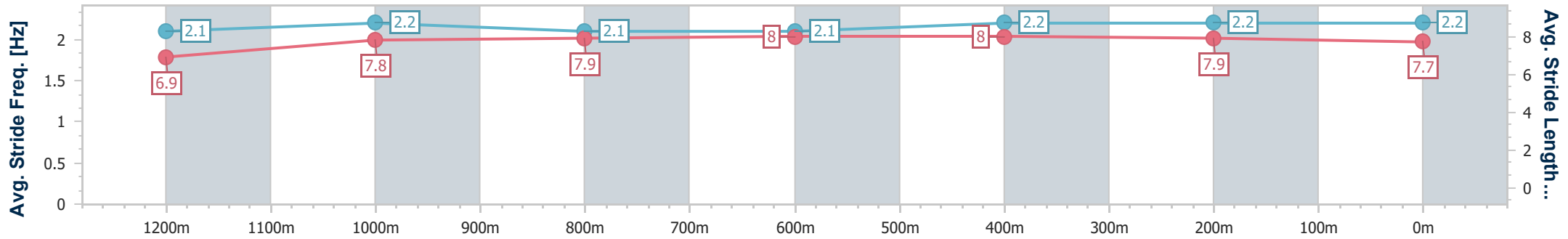
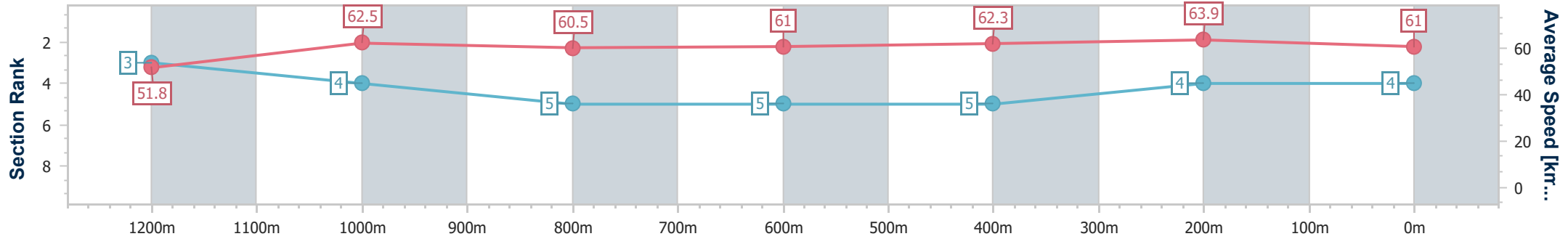
Race 4: SANDSTONE OVER 50'S Class 3 Plate - 1400m



05 May 2024 - 14:50

Track Rating: Synthetic, Weather: Overcast, Rail Position: True

Section	Overall	1200m	1000m	800m	600m	400m	200m
Section Times	1:24.05 [4] (0:13.95)	1:10.10 [3] (0:11.62)	0:58.48 [4] (0:11.90)	0:46.58 [5] (0:11.91)	0:34.67 [5] (0:11.62)	0:23.05 [5] (0:11.26)	0:11.79 [4] (0:11.79)
Average Speed [km/h]	51.8	62.5	60.5	61.0	62.3	63.9	61.0
Top Speed [km/h]	64.2	64.3	62.8	62.5	63.4	65.1	63.4
Avg. Dist. to Rail [m]	4.9	3.1	3.2	1.5	0.7	2.2	4.9
Avg. Stride Freq. [Hz]	2.1	2.2	2.1	2.1	2.2	2.2	2.2
Avg. Stride Length [m]	6.9	7.8	7.9	8.0	8.0	7.9	7.7



- [] Ranking at each section and finish
- .-.- No data available at this section
- NA No data available



Horse/Jockey Name	Quadri
Final Rank	5
Fastest Section Time (Section)	0:11.35 (400m)
Top Speed [km/h] (Section)	65.2 (600m)
Race State	Finished



Sunshine Coast Poly Track QLD Professional

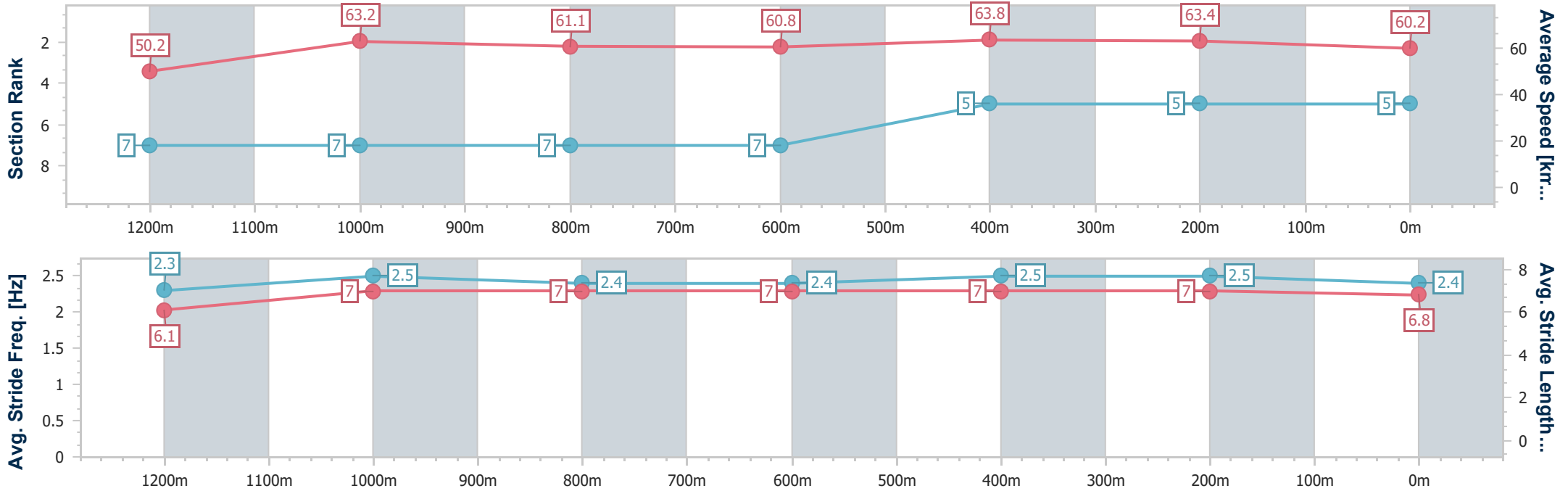
Race 4: SANDSTONE OVER 50'S Class 3 Plate - 1400m



05 May 2024 - 14:50

Track Rating: Synthetic, Weather: Overcast, Rail Position: True

Section	Overall	1200m	1000m	800m	600m	400m	200m
Section Times	1:24.30 [5] (0:14.34)	1:09.96 [7] (0:11.42)	0:58.54 [7] (0:11.83)	0:46.71 [7] (0:11.98)	0:34.73 [7] (0:11.43)	0:23.30 [5] (0:11.35)	0:11.95 [5] (0:11.95)
Average Speed [km/h]	50.2	63.2	61.1	60.8	63.8	63.4	60.2
Top Speed [km/h]	62.2	64.1	63.3	62.2	65.2	64.4	62.1
Avg. Dist. to Rail [m]	2.9	2.0	1.9	1.8	1.4	2.0	3.7
Avg. Stride Freq. [Hz]	2.3	2.5	2.4	2.4	2.5	2.5	2.4
Avg. Stride Length [m]	6.1	7.0	7.0	7.0	7.0	7.0	6.8



- [] Ranking at each section and finish
- .-.- No data available at this section
- NA No data available



Horse/Jockey Name	Torque Leica Star
Final Rank	6
Fastest Section Time (Section)	0:11.39 (600m)
Top Speed [km/h] (Section)	64.2 (600m)
Race State	Finished



Sunshine Coast Poly Track QLD Professional

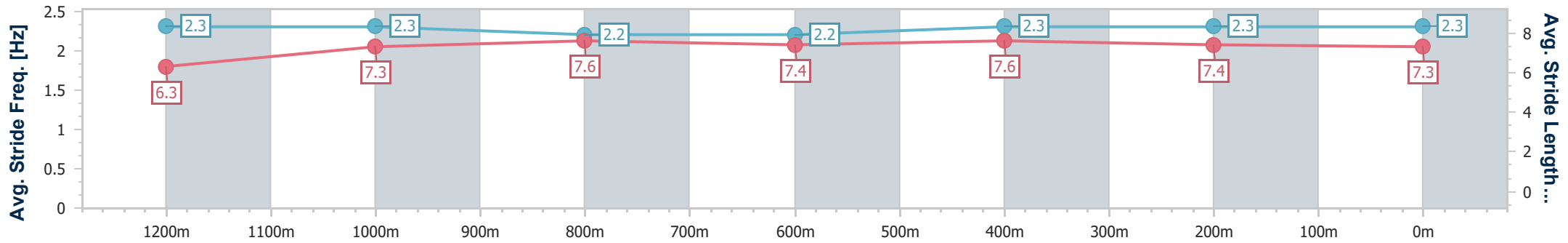
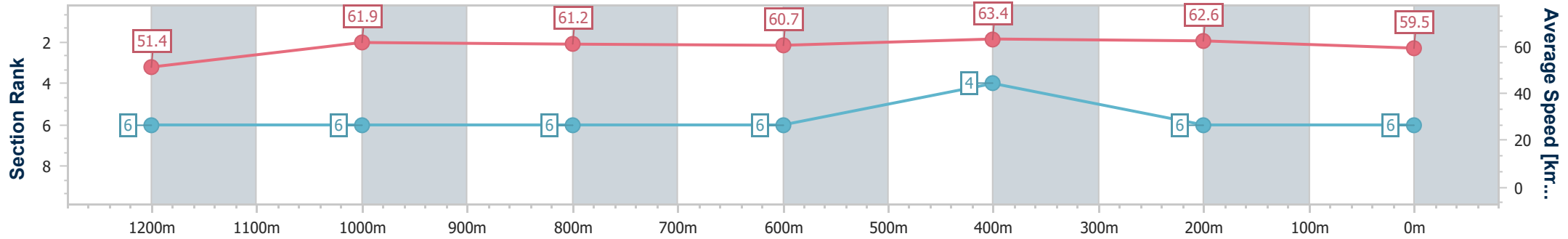
Race 4: SANDSTONE OVER 50'S Class 3 Plate - 1400m



05 May 2024 - 14:50

Track Rating: Synthetic, Weather: Overcast, Rail Position: True

Section	Overall	1200m	1000m	800m	600m	400m	200m
Section Times	1:24.41 [6] (0:14.09)	1:10.32 [6] (0:11.64)	0:58.68 [6] (0:11.79)	0:46.89 [6] (0:11.93)	0:34.96 [6] (0:11.39)	0:23.57 [4] (0:11.53)	0:12.04 [6] (0:12.04)
Average Speed [km/h]	51.4	61.9	61.2	60.7	63.4	62.6	59.5
Top Speed [km/h]	63.6	63.3	62.2	62.9	64.2	63.8	61.4
Avg. Dist. to Rail [m]	2.0	1.8	1.9	1.1	0.3	1.6	2.2
Avg. Stride Freq. [Hz]	2.3	2.3	2.2	2.2	2.3	2.3	2.3
Avg. Stride Length [m]	6.3	7.3	7.6	7.4	7.6	7.4	7.3



- [] Ranking at each section and finish
- .-.- No data available at this section
- NA No data available



Horse/Jockey Name	Ginasue
Final Rank	7
Fastest Section Time (Section)	0:11.41 (400m)
Top Speed [km/h] (Section)	64.9 (400m)
Race State	Finished



Sunshine Coast Poly Track QLD Professional

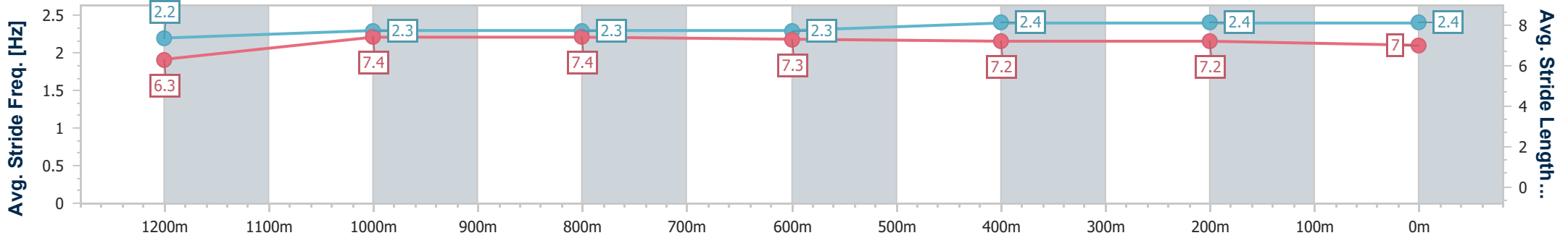
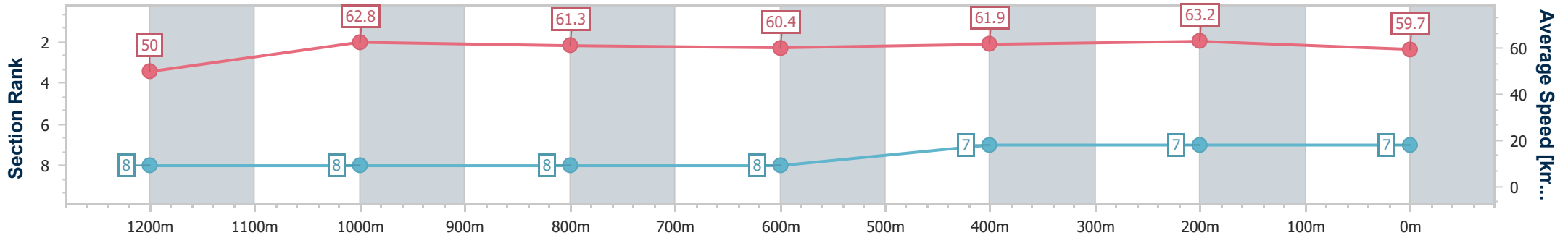
Race 4: SANDSTONE OVER 50'S Class 3 Plate - 1400m



05 May 2024 - 14:50

Track Rating: Synthetic, Weather: Overcast, Rail Position: True

Section	Overall	1200m	1000m	800m	600m	400m	200m
Section Times	1:24.87 [7] (0:14.50)	1:10.37 [8] (0:11.55)	0:58.82 [8] (0:11.76)	0:47.06 [8] (0:11.96)	0:35.10 [8] (0:11.62)	0:23.48 [7] (0:11.41)	0:12.07 [7] (0:12.07)
Average Speed [km/h]	50.0	62.8	61.3	60.4	61.9	63.2	59.7
Top Speed [km/h]	63.4	64.1	63.4	62.6	63.1	64.9	61.7
Avg. Dist. to Rail [m]	5.7	2.6	2.3	1.0	0.4	4.7	6.7
Avg. Stride Freq. [Hz]	2.2	2.3	2.3	2.3	2.4	2.4	2.4
Avg. Stride Length [m]	6.3	7.4	7.4	7.3	7.2	7.2	7.0



- [] Ranking at each section and finish
- .-.- No data available at this section
- NA No data available



Horse/Jockey Name	Kellers Shelter
Final Rank	8
Fastest Section Time (Section)	0:11.33 (1200m)
Top Speed [km/h] (Section)	67.2 (Overall)
Race State	Finished



Sunshine Coast Poly Track QLD Professional

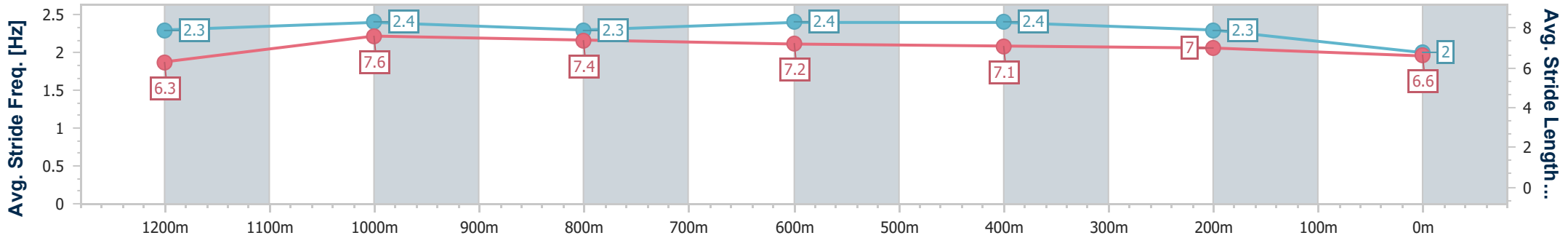
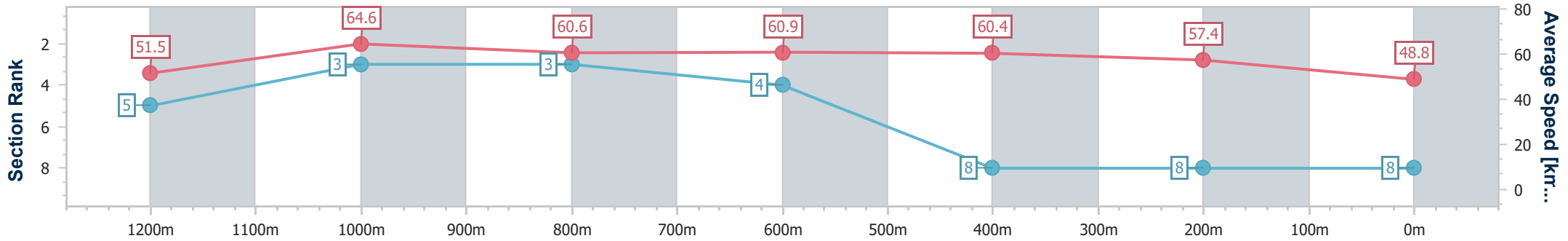
Race 4: SANDSTONE OVER 50'S Class 3 Plate - 1400m



05 May 2024 - 14:50

Track Rating: Synthetic, Weather: Overcast, Rail Position: True

Section	Overall	1200m	1000m	800m	600m	400m	200m
Section Times	1:28.64 [8] (0:14.04)	1:14.60 [5] (0:11.33)	1:03.27 [3] (0:11.89)	0:51.38 [3] (0:12.09)	0:39.29 [4] (0:12.07)	0:27.22 [8] (0:12.52)	0:14.70 [8] (0:14.70)
Average Speed [km/h]	51.5	64.6	60.6	60.9	60.4	57.4	48.8
Top Speed [km/h]	67.2	66.8	62.4	61.7	61.5	59.7	53.7
Avg. Dist. to Rail [m]	9.3	5.9	5.6	3.1	2.1	4.8	8.1
Avg. Stride Freq. [Hz]	2.3	2.4	2.3	2.4	2.4	2.3	2.0
Avg. Stride Length [m]	6.3	7.6	7.4	7.2	7.1	7.0	6.6



- [] Ranking at each section and finish
- .-.- No data available at this section
- NA No data available