



# Eagle Farm QLD Professional

## Race 7: MULLINS LAWYERS Class 5 Handicap - 1500m

08 May 2024 - 15:30



BRISBANE  
RACING CLUB

Track Rating: Soft 7, Weather: Fine, Rail Position: +11m Entire

| Section              |                      |  |                      |                      |                      |                          |                          |                          |                          |                          |                          |                          |                        |     |
|----------------------|----------------------|--|----------------------|----------------------|----------------------|--------------------------|--------------------------|--------------------------|--------------------------|--------------------------|--------------------------|--------------------------|------------------------|-----|
| Field Times          |                      |  |                      |                      |                      |                          |                          |                          |                          |                          |                          |                          |                        |     |
| Overall              | 1400m                | 1200m                                    | 1000m                | 800m                 | 600m                 | 400m                     | Last 600m                |                          |                          |                          |                          |                          |                        |     |
| 1:31.56<br>(0:08.21) | 1:23.35<br>(0:11.49) | 1:11.86<br>(0:11.77)                     | 1:00.09<br>(0:12.20) | 0:47.89<br>(0:11.93) | 0:35.96<br>(0:11.60) | 0:24.36<br>(0:11.62)     | 0:35.96                  |                          |                          |                          |                          |                          |                        |     |
| Rank                 | TAB                  | Horse/Jockey                             | Barrier              | Top Speed [km/h]     | Fastest Section      |                          |                          |                          |                          |                          |                          |                          | Distance Travelled [m] |     |
| 1                    | 12                   | <b>PORKY</b><br>Angela Jones             | 13                   | 63.8<br>1400m        | 0:08.21<br>Overall   | 1:31.56 [1]<br>(0:08.21) | 1:23.35 [1]<br>(0:11.49) | 1:11.86 [1]<br>(0:11.77) | 1:00.09 [1]<br>(0:12.22) | 0:47.87 [2]<br>(0:11.91) | 0:35.96 [1]<br>(0:11.60) | 0:24.36 [1]<br>(0:11.62) | 0:35.96                |     |
| 2                    | 3                    | <b>BEAN FOGGY</b><br>Kyle Wilson-Taylor  | 16                   | 65.2<br>400m         | 0:08.63<br>Overall   | 1:31.66 [2]<br>(0:08.63) | 1:23.03 [8]<br>(0:11.69) | 1:11.34 [8]<br>(0:11.89) | 0:59.45 [9]<br>(0:12.12) | 0:47.33 [9]<br>(0:12.00) | 0:35.33 [9]<br>(0:11.53) | 0:23.80 [7]<br>(0:11.45) | 0:35.33                | +4  |
| 3                    | 2                    | <b>BROOKHAVEN</b><br>Martin Harley       | 3                    | 64.0<br>1400m        | 0:08.62<br>Overall   | 1:31.80 [3]<br>(0:08.62) | 1:23.18 [7]<br>(0:11.60) | 1:11.58 [7]<br>(0:11.82) | 0:59.76 [6]<br>(0:12.12) | 0:47.64 [7]<br>(0:12.00) | 0:35.64 [7]<br>(0:11.58) | 0:24.06 [6]<br>(0:11.60) | 0:35.64                | +4  |
| 4                    | 13                   | <b>BRAVE MASO</b><br>Tahlia Fenlon       | 2                    | 64.3<br>1400m        | 0:08.39<br>Overall   | 1:32.06 [4]<br>(0:08.39) | 1:23.67 [3]<br>(0:11.58) | 1:12.09 [3]<br>(0:11.72) | 1:00.37 [3]<br>(0:12.20) | 0:48.17 [3]<br>(0:11.93) | 0:36.24 [3]<br>(0:11.62) | 0:24.62 [2]<br>(0:11.81) | 0:36.24                | +4  |
| 5                    | 5                    | <b>OUR MAGNUS</b><br>Robbie Dolan        | 9                    | 64.0<br>1400m        | 0:08.49<br>Overall   | 1:32.48 [5]<br>(0:08.49) | 1:23.99 [5]<br>(0:11.57) | 1:12.42 [4]<br>(0:11.66) | 1:00.76 [4]<br>(0:12.19) | 0:48.57 [4]<br>(0:12.02) | 0:36.55 [4]<br>(0:11.61) | 0:24.94 [3]<br>(0:11.96) | 0:36.55                | +5  |
| 6                    | 11                   | <b>TAKUNAI</b><br>Rikki Jamieson         | 7                    | 64.1<br>1400m        | 0:08.43<br>Overall   | 1:32.59 [6]<br>(0:08.43) | 1:24.16 [4]<br>(0:11.45) | 1:12.71 [2]<br>(0:11.70) | 1:01.01 [2]<br>(0:12.09) | 0:48.92 [1]<br>(0:12.07) | 0:36.85 [2]<br>(0:11.92) | 0:24.93 [4]<br>(0:12.07) | 0:36.85                | +6  |
| 7                    | 6                    | <b>UNDER THE CAP</b><br>Michael Rodd     | 4                    | 63.5<br>600m         | 0:08.50<br>Overall   | 1:32.80 [7]<br>(0:08.50) | 1:24.30 [6]<br>(0:11.62) | 1:12.68 [6]<br>(0:11.73) | 1:00.95 [5]<br>(0:12.14) | 0:48.81 [5]<br>(0:11.99) | 0:36.82 [5]<br>(0:11.73) | 0:25.09 [5]<br>(0:12.11) | 0:36.82                | +8  |
| 8                    | 15                   | <b>NITROGLYCERINE</b><br>Mark Du Plessis | 14                   | 65.2<br>1400m        | 0:08.95<br>Overall   | 1:33.23 [8]<br>(0:08.95) | 1:24.28 [9]<br>(0:11.46) | 1:12.82 [9]<br>(0:11.79) | 1:01.03 [8]<br>(0:12.09) | 0:48.94 [8]<br>(0:12.02) | 0:36.92 [8]<br>(0:12.00) | 0:24.92 [9]<br>(0:12.00) | 0:36.92                | +2  |
| 9                    | 17                   | <b>YUKANUMA</b><br>Jake Bayliss          | 12                   | 62.5<br>1400m        | 0:08.37<br>Overall   | 1:34.05 [9]<br>(0:08.37) | 1:25.68 [2]<br>(0:11.75) | 1:13.93 [5]<br>(0:11.93) | 1:02.00 [7]<br>(0:12.02) | 0:49.98 [6]<br>(0:12.05) | 0:37.93 [6]<br>(0:11.91) | 0:26.02 [8]<br>(0:12.40) | 0:37.93                | +11 |

Scratched: He's Heaven (#4), Bettcha The Crown (#1), Smytzer (#7), Prepotent (#9), This'llbetheone (#8), Half Crown (#14), Shopping Wise (#10), Sock'emsid (#16)



# Eagle Farm QLD Professional

## Race 7: MULLINS LAWYERS Class 5 Handicap - 1500m

08 May 2024 - 15:30



BRISBANE  
RACING CLUB

Track Rating: Soft 7, Weather: Fine, Rail Position: +11m Entire

| Section     |     |  |         | 200m                 |                    |                          |         | Last 600m |                        |
|-------------|-----|--|---------|----------------------|--------------------|--------------------------|---------|-----------|------------------------|
| Field Times |     |  |         | 0:12.74<br>(0:12.74) |                    |                          |         | 0:35.96   |                        |
| Rank        | TAB | Horse/Jockey                             | Barrier | Top Speed [km/h]     | Fastest Section    | Margin                   |         |           | Distance Travelled [m] |
| 1           | 12  | <b>PORKY</b><br>Angela Jones             | 13      | 63.8<br>1400m        | 0:08.21<br>Overall | 0:12.74 [1]<br>(0:12.74) | 1:31.56 |           | 0:35.96                |
| 2           | 3   | <b>BEAN FOGGY</b><br>Kyle Wilson-Taylor  | 16      | 65.2<br>400m         | 0:08.63<br>Overall | 0:12.35 [3]<br>(0:12.35) | 0.1L    |           | 0:35.33 +4             |
| 3           | 2   | <b>BROOKHAVEN</b><br>Martin Harley       | 3       | 64.0<br>1400m        | 0:08.62<br>Overall | 0:12.46 [4]<br>(0:12.46) | 0.14L   |           | 0:35.64 +4             |
| 4           | 13  | <b>BRAVE MASO</b><br>Tahlia Fenlon       | 2       | 64.3<br>1400m        | 0:08.39<br>Overall | 0:12.81 [2]<br>(0:12.81) | 0.26L   |           | 0:36.24 +4             |
| 5           | 5   | <b>OUR MAGNUS</b><br>Robbie Dolan        | 9       | 64.0<br>1400m        | 0:08.49<br>Overall | 0:12.98 [5]<br>(0:12.98) | 0.42L   |           | 0:36.55 +5             |
| 6           | 11  | <b>TAKUNAI</b><br>Rikki Jamieson         | 7       | 64.1<br>1400m        | 0:08.43<br>Overall | 0:12.86 [6]<br>(0:12.86) | 0.11L   |           | 0:36.85 +6             |
| 7           | 6   | <b>UNDER THE CAP</b><br>Michael Rodd     | 4       | 63.5<br>600m         | 0:08.50<br>Overall | 0:12.98 [7]<br>(0:12.98) | 0.21L   |           | 0:36.82 +8             |
| 8           | 15  | <b>NITROGLYCERINE</b><br>Mark Du Plessis | 14      | 65.2<br>1400m        | 0:08.95<br>Overall | 0:12.92 [8]<br>(0:12.92) | 0.43L   |           | 0:36.92 +2             |
| 9           | 17  | <b>YUKANUMA</b><br>Jake Bayliss          | 12      | 62.5<br>1400m        | 0:08.37<br>Overall | 0:13.62 [9]<br>(0:13.62) | 0.82L   |           | 0:37.93 +11            |

Scratched: He's Heaven (#4), Bettcha The Crown (#1), Smytzer (#7), Prepotent (#9), This'llbetheone (#8), Half Crown (#14), Shopping Wise (#10), Sock'emsid (#16)



|                                |                   |
|--------------------------------|-------------------|
| Horse/Jockey Name              | Porky             |
| Final Rank                     | 1                 |
| Fastest Section Time (Section) | 0:08.21 (Overall) |
| Top Speed [km/h] (Section)     | 63.8 (1400m)      |
| Race State                     | Finished          |



### Eagle Farm QLD Professional

Race 7: MULLINS LAWYERS Class 5 Handicap - 1500m

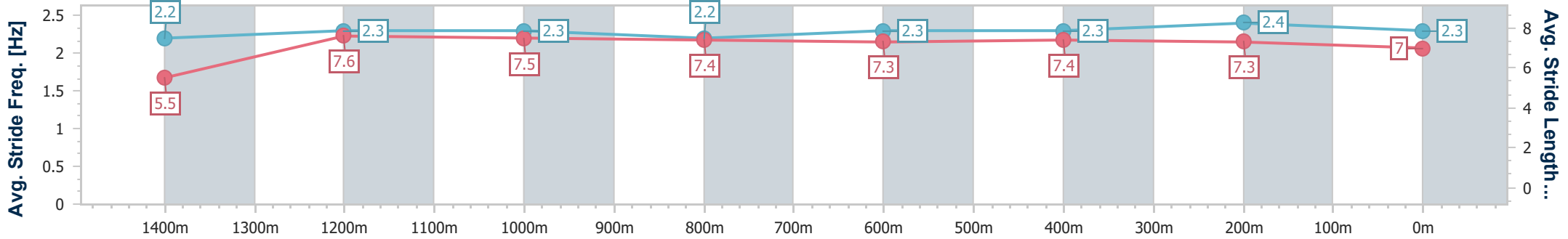
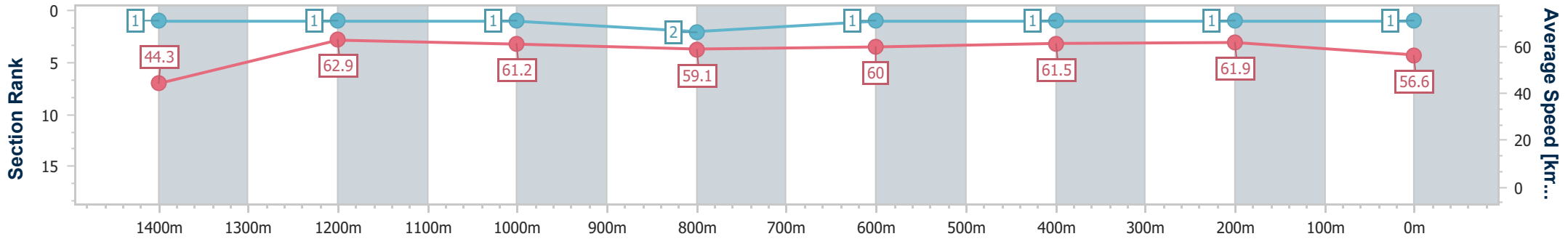
08 May 2024 - 15:30

Track Rating: Soft 7, Weather: Fine, Rail Position: +11m Entire



BRISBANE RACING CLUB

| Section                | Overall                  | 1400m                    | 1200m                    | 1000m                    | 800m                     | 600m                     | 400m                     | 200m                     |
|------------------------|--------------------------|--------------------------|--------------------------|--------------------------|--------------------------|--------------------------|--------------------------|--------------------------|
| Section Times          | 1:31.56 [1]<br>(0:08.21) | 1:23.35 [1]<br>(0:11.49) | 1:11.86 [1]<br>(0:11.77) | 1:00.09 [1]<br>(0:12.22) | 0:47.87 [2]<br>(0:11.91) | 0:35.96 [1]<br>(0:11.60) | 0:24.36 [1]<br>(0:11.62) | 0:12.74 [1]<br>(0:12.74) |
| Average Speed [km/h]   | 44.3                     | 62.9                     | 61.2                     | 59.1                     | 60.0                     | 61.5                     | 61.9                     | 56.6                     |
| Top Speed [km/h]       | 62.2                     | 63.8                     | 62.3                     | 60.3                     | 61.7                     | 62.7                     | 63.4                     | 59.1                     |
| Avg. Dist. to Rail [m] | 11.7                     | 4.1                      | 1.9                      | 0.9                      | 1.1                      | 2.1                      | 1.0                      | 0.5                      |
| Avg. Stride Freq. [Hz] | 2.2                      | 2.3                      | 2.3                      | 2.2                      | 2.3                      | 2.3                      | 2.4                      | 2.3                      |
| Avg. Stride Length [m] | 5.5                      | 7.6                      | 7.5                      | 7.4                      | 7.3                      | 7.4                      | 7.3                      | 7.0                      |



- [ ] Ranking at each section and finish
- .-.- No data available at this section
- NA No data available



|                                |                   |
|--------------------------------|-------------------|
| Horse/Jockey Name              | Bean Foggy        |
| Final Rank                     | 2                 |
| Fastest Section Time (Section) | 0:08.63 (Overall) |
| Top Speed [km/h] (Section)     | 65.2 (400m)       |
| Race State                     | Finished          |



### Eagle Farm QLD Professional

Race 7: MULLINS LAWYERS Class 5 Handicap - 1500m

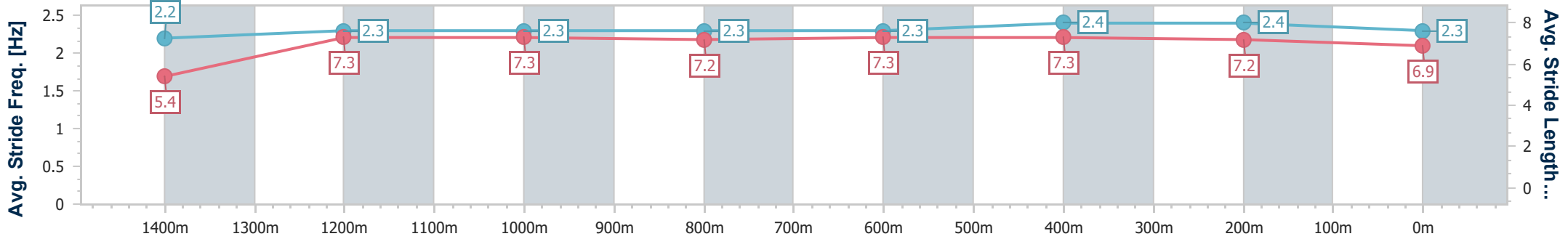
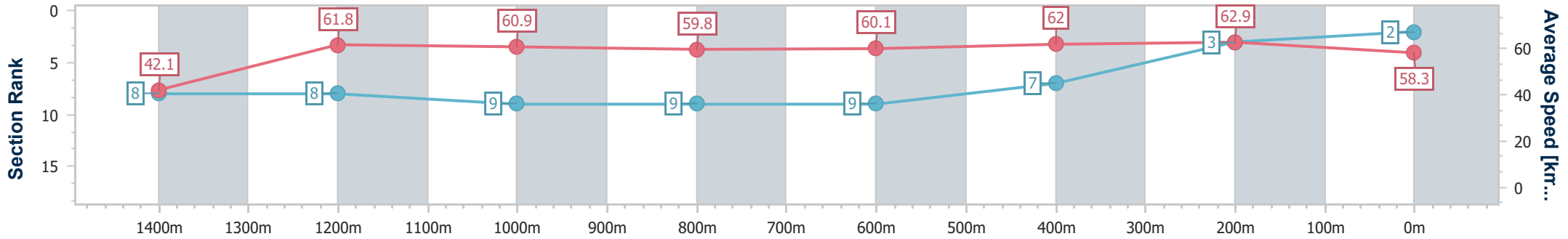
08 May 2024 - 15:30

Track Rating: Soft 7, Weather: Fine, Rail Position: +11m Entire



BRISBANE RACING CLUB

| Section                | Overall                  | 1400m                    | 1200m                    | 1000m                    | 800m                     | 600m                     | 400m                     | 200m                     |
|------------------------|--------------------------|--------------------------|--------------------------|--------------------------|--------------------------|--------------------------|--------------------------|--------------------------|
| Section Times          | 1:31.66 [2]<br>(0:08.63) | 1:23.03 [8]<br>(0:11.69) | 1:11.34 [8]<br>(0:11.89) | 0:59.45 [9]<br>(0:12.12) | 0:47.33 [9]<br>(0:12.00) | 0:35.33 [9]<br>(0:11.53) | 0:23.80 [7]<br>(0:11.45) | 0:12.35 [3]<br>(0:12.35) |
| Average Speed [km/h]   | 42.1                     | 61.8                     | 60.9                     | 59.8                     | 60.1                     | 62.0                     | 62.9                     | 58.3                     |
| Top Speed [km/h]       | 59.5                     | 63.6                     | 61.4                     | 61.3                     | 60.6                     | 63.6                     | 65.2                     | 60.6                     |
| Avg. Dist. to Rail [m] | 12.1                     | 3.1                      | 2.8                      | 1.6                      | 0.4                      | 1.1                      | 0.7                      | 0.6                      |
| Avg. Stride Freq. [Hz] | 2.2                      | 2.3                      | 2.3                      | 2.3                      | 2.3                      | 2.4                      | 2.4                      | 2.3                      |
| Avg. Stride Length [m] | 5.4                      | 7.3                      | 7.3                      | 7.2                      | 7.3                      | 7.3                      | 7.2                      | 6.9                      |



- [ ] Ranking at each section and finish
- .-.- No data available at this section
- NA No data available



|                                |                   |
|--------------------------------|-------------------|
| Horse/Jockey Name              | Brookhaven        |
| Final Rank                     | 3                 |
| Fastest Section Time (Section) | 0:08.62 (Overall) |
| Top Speed [km/h] (Section)     | 64.0 (1400m)      |
| Race State                     | Finished          |



### Eagle Farm QLD Professional

Race 7: MULLINS LAWYERS Class 5 Handicap - 1500m

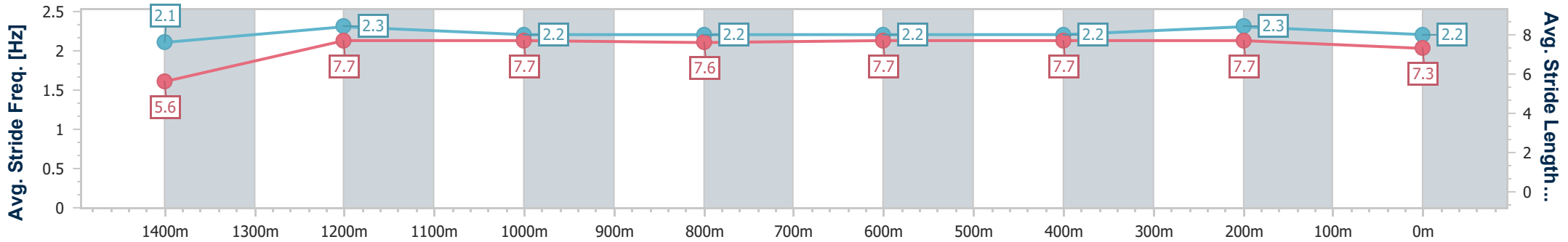
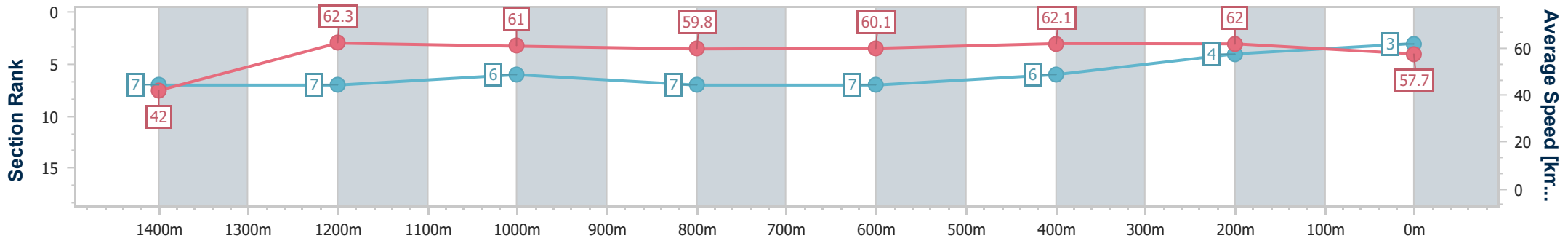
08 May 2024 - 15:30

Track Rating: Soft 7, Weather: Fine, Rail Position: +11m Entire



BRISBANE RACING CLUB

| Section                | Overall                  | 1400m                    | 1200m                    | 1000m                    | 800m                     | 600m                     | 400m                     | 200m                     |
|------------------------|--------------------------|--------------------------|--------------------------|--------------------------|--------------------------|--------------------------|--------------------------|--------------------------|
| Section Times          | 1:31.80 [3]<br>(0:08.62) | 1:23.18 [7]<br>(0:11.60) | 1:11.58 [7]<br>(0:11.82) | 0:59.76 [6]<br>(0:12.12) | 0:47.64 [7]<br>(0:12.00) | 0:35.64 [7]<br>(0:11.58) | 0:24.06 [6]<br>(0:11.60) | 0:12.46 [4]<br>(0:12.46) |
| Average Speed [km/h]   | 42.0                     | 62.3                     | 61.0                     | 59.8                     | 60.1                     | 62.1                     | 62.0                     | 57.7                     |
| Top Speed [km/h]       | 60.0                     | 64.0                     | 62.1                     | 60.9                     | 61.4                     | 62.8                     | 62.6                     | 60.7                     |
| Avg. Dist. to Rail [m] | 6.3                      | 2.0                      | 2.2                      | 1.5                      | 0.2                      | 0.5                      | 2.7                      | 2.3                      |
| Avg. Stride Freq. [Hz] | 2.1                      | 2.3                      | 2.2                      | 2.2                      | 2.2                      | 2.2                      | 2.3                      | 2.2                      |
| Avg. Stride Length [m] | 5.6                      | 7.7                      | 7.7                      | 7.6                      | 7.7                      | 7.7                      | 7.7                      | 7.3                      |



- [ ] Ranking at each section and finish
- .-.- No data available at this section
- NA No data available



|                                |                   |
|--------------------------------|-------------------|
| Horse/Jockey Name              | Brave Maso        |
| Final Rank                     | 4                 |
| Fastest Section Time (Section) | 0:08.39 (Overall) |
| Top Speed [km/h] (Section)     | 64.3 (1400m)      |
| Race State                     | Finished          |



Eagle Farm QLD Professional

Race 7: MULLINS LAWYERS Class 5 Handicap - 1500m

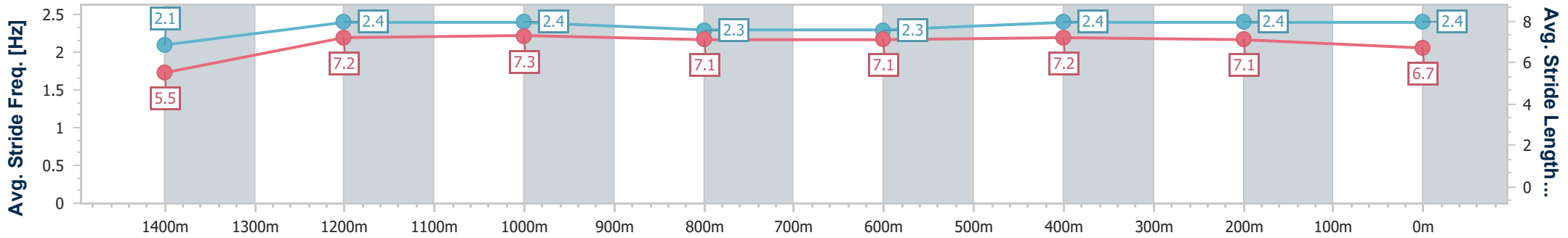
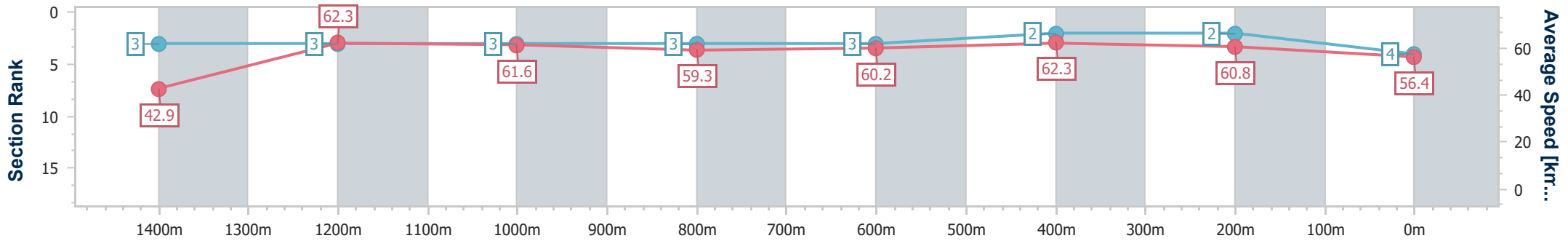
08 May 2024 - 15:30

Track Rating: Soft 7, Weather: Fine, Rail Position: +11m Entire



BRISBANE RACING CLUB

| Section                | Overall                  | 1400m                    | 1200m                    | 1000m                    | 800m                     | 600m                     | 400m                     | 200m                     |
|------------------------|--------------------------|--------------------------|--------------------------|--------------------------|--------------------------|--------------------------|--------------------------|--------------------------|
| Section Times          | 1:32.06 [4]<br>(0:08.39) | 1:23.67 [3]<br>(0:11.58) | 1:12.09 [3]<br>(0:11.72) | 1:00.37 [3]<br>(0:12.20) | 0:48.17 [3]<br>(0:11.93) | 0:36.24 [3]<br>(0:11.62) | 0:24.62 [2]<br>(0:11.81) | 0:12.81 [2]<br>(0:12.81) |
| Average Speed [km/h]   | 42.9                     | 62.3                     | 61.6                     | 59.3                     | 60.2                     | 62.3                     | 60.8                     | 56.4                     |
| Top Speed [km/h]       | 60.8                     | 64.3                     | 62.5                     | 61.4                     | 61.9                     | 63.0                     | 62.2                     | 58.8                     |
| Avg. Dist. to Rail [m] | 5.3                      | 1.3                      | 1.2                      | 0.6                      | 0.4                      | 1.4                      | 3.0                      | 3.8                      |
| Avg. Stride Freq. [Hz] | 2.1                      | 2.4                      | 2.4                      | 2.3                      | 2.3                      | 2.4                      | 2.4                      | 2.4                      |
| Avg. Stride Length [m] | 5.5                      | 7.2                      | 7.3                      | 7.1                      | 7.1                      | 7.2                      | 7.1                      | 6.7                      |



- [ ] Ranking at each section and finish
- .-.- No data available at this section
- NA No data available



|                                |                   |
|--------------------------------|-------------------|
| Horse/Jockey Name              | Our Magnus        |
| Final Rank                     | 5                 |
| Fastest Section Time (Section) | 0:08.49 (Overall) |
| Top Speed [km/h] (Section)     | 64.0 (1400m)      |
| Race State                     | Finished          |



Eagle Farm QLD Professional

Race 7: MULLINS LAWYERS Class 5 Handicap - 1500m

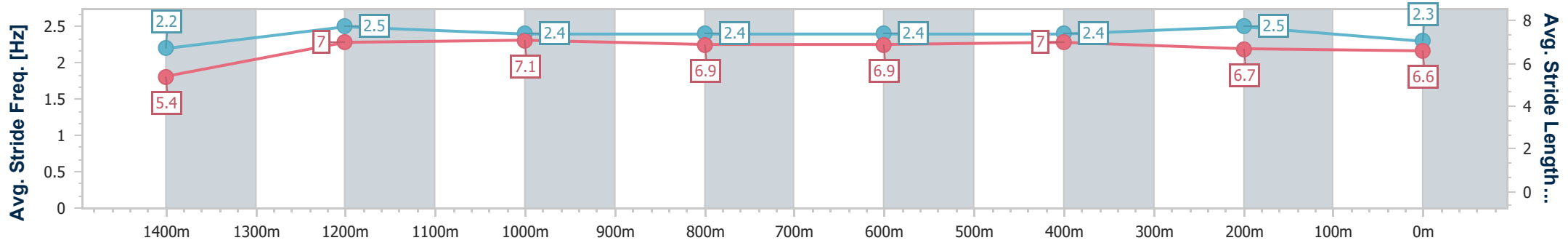
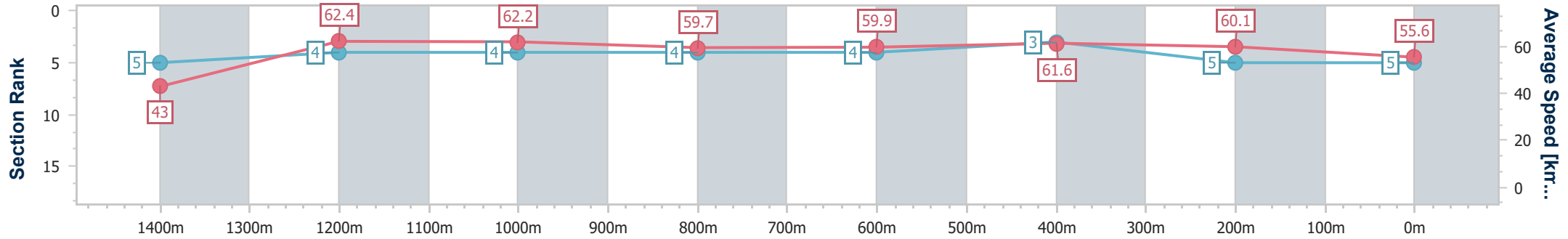
08 May 2024 - 15:30

Track Rating: Soft 7, Weather: Fine, Rail Position: +11m Entire



BRISBANE RACING CLUB

| Section                | Overall                  | 1400m                    | 1200m                    | 1000m                    | 800m                     | 600m                     | 400m                     | 200m                     |
|------------------------|--------------------------|--------------------------|--------------------------|--------------------------|--------------------------|--------------------------|--------------------------|--------------------------|
| Section Times          | 1:32.48 [5]<br>(0:08.49) | 1:23.99 [5]<br>(0:11.57) | 1:12.42 [4]<br>(0:11.66) | 1:00.76 [4]<br>(0:12.19) | 0:48.57 [4]<br>(0:12.02) | 0:36.55 [4]<br>(0:11.61) | 0:24.94 [3]<br>(0:11.96) | 0:12.98 [5]<br>(0:12.98) |
| Average Speed [km/h]   | 43.0                     | 62.4                     | 62.2                     | 59.7                     | 59.9                     | 61.6                     | 60.1                     | 55.6                     |
| Top Speed [km/h]       | 60.3                     | 64.0                     | 63.9                     | 61.9                     | 62.5                     | 63.6                     | 61.5                     | 58.2                     |
| Avg. Dist. to Rail [m] | 9.8                      | 4.5                      | 3.6                      | 3.1                      | 1.1                      | 1.5                      | 2.5                      | 2.8                      |
| Avg. Stride Freq. [Hz] | 2.2                      | 2.5                      | 2.4                      | 2.4                      | 2.4                      | 2.4                      | 2.5                      | 2.3                      |
| Avg. Stride Length [m] | 5.4                      | 7.0                      | 7.1                      | 6.9                      | 6.9                      | 7.0                      | 6.7                      | 6.6                      |



- [ ] Ranking at each section and finish
- .-.- No data available at this section
- NA No data available



|                                |                   |
|--------------------------------|-------------------|
| Horse/Jockey Name              | Takunai           |
| Final Rank                     | 6                 |
| Fastest Section Time (Section) | 0:08.43 (Overall) |
| Top Speed [km/h] (Section)     | 64.1 (1400m)      |
| Race State                     | Finished          |



### Eagle Farm QLD Professional

Race 7: MULLINS LAWYERS Class 5 Handicap - 1500m

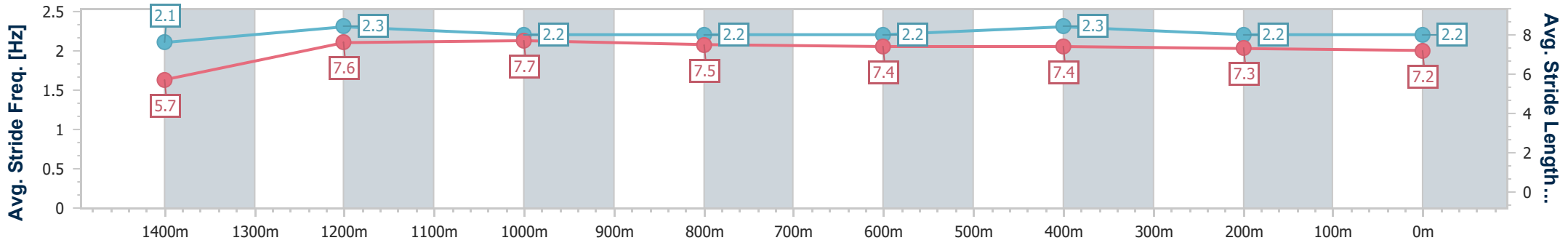
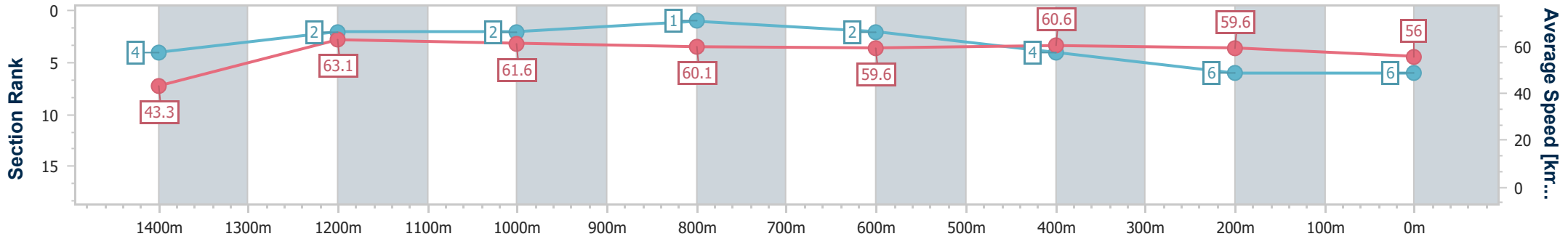
08 May 2024 - 15:30

Track Rating: Soft 7, Weather: Fine, Rail Position: +11m Entire



BRISBANE RACING CLUB

| Section                | Overall                  | 1400m                    | 1200m                    | 1000m                    | 800m                     | 600m                     | 400m                     | 200m                     |
|------------------------|--------------------------|--------------------------|--------------------------|--------------------------|--------------------------|--------------------------|--------------------------|--------------------------|
| Section Times          | 1:32.59 [6]<br>(0:08.43) | 1:24.16 [4]<br>(0:11.45) | 1:12.71 [2]<br>(0:11.70) | 1:01.01 [2]<br>(0:12.09) | 0:48.92 [1]<br>(0:12.07) | 0:36.85 [2]<br>(0:11.92) | 0:24.93 [4]<br>(0:12.07) | 0:12.86 [6]<br>(0:12.86) |
| Average Speed [km/h]   | 43.3                     | 63.1                     | 61.6                     | 60.1                     | 59.6                     | 60.6                     | 59.6                     | 56.0                     |
| Top Speed [km/h]       | 61.5                     | 64.1                     | 62.6                     | 61.1                     | 60.5                     | 61.3                     | 60.5                     | 58.1                     |
| Avg. Dist. to Rail [m] | 9.2                      | 4.5                      | 2.9                      | 1.7                      | 0.6                      | 0.4                      | 2.5                      | 1.4                      |
| Avg. Stride Freq. [Hz] | 2.1                      | 2.3                      | 2.2                      | 2.2                      | 2.2                      | 2.3                      | 2.2                      | 2.2                      |
| Avg. Stride Length [m] | 5.7                      | 7.6                      | 7.7                      | 7.5                      | 7.4                      | 7.4                      | 7.3                      | 7.2                      |



- [ ] Ranking at each section and finish
- .-.- No data available at this section
- NA No data available





|                                |                   |
|--------------------------------|-------------------|
| Horse/Jockey Name              | Under The Cap     |
| Final Rank                     | 7                 |
| Fastest Section Time (Section) | 0:08.50 (Overall) |
| Top Speed [km/h] (Section)     | 63.5 (600m)       |
| Race State                     | Finished          |



Eagle Farm QLD Professional

Race 7: MULLINS LAWYERS Class 5 Handicap - 1500m

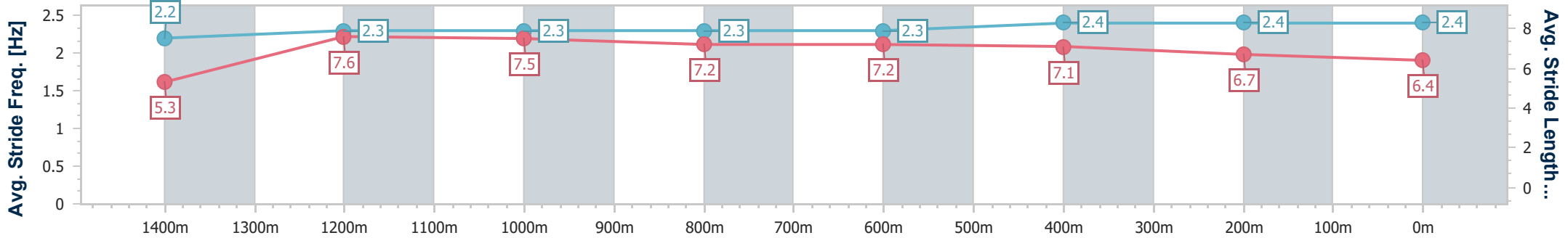
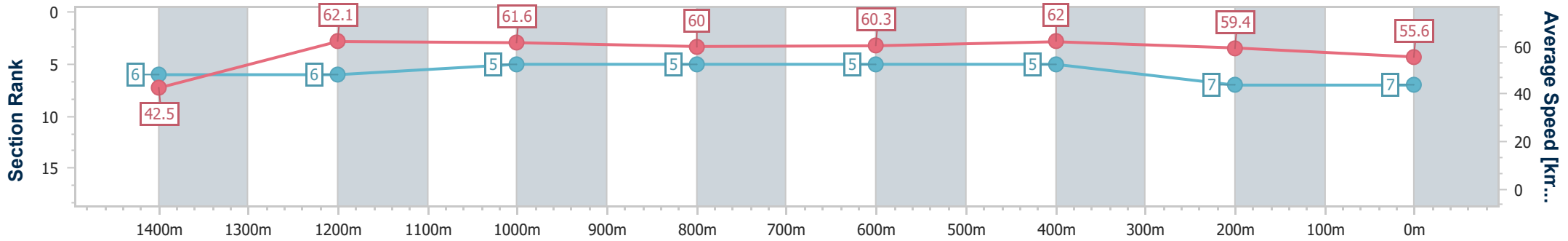
08 May 2024 - 15:30

Track Rating: Soft 7, Weather: Fine, Rail Position: +11m Entire



BRISBANE RACING CLUB

| Section                | Overall                  | 1400m                    | 1200m                    | 1000m                    | 800m                     | 600m                     | 400m                     | 200m                     |
|------------------------|--------------------------|--------------------------|--------------------------|--------------------------|--------------------------|--------------------------|--------------------------|--------------------------|
| Section Times          | 1:32.80 [7]<br>(0:08.50) | 1:24.30 [6]<br>(0:11.62) | 1:12.68 [6]<br>(0:11.73) | 1:00.95 [5]<br>(0:12.14) | 0:48.81 [5]<br>(0:11.99) | 0:36.82 [5]<br>(0:11.73) | 0:25.09 [5]<br>(0:12.11) | 0:12.98 [7]<br>(0:12.98) |
| Average Speed [km/h]   | 42.5                     | 62.1                     | 61.6                     | 60.0                     | 60.3                     | 62.0                     | 59.4                     | 55.6                     |
| Top Speed [km/h]       | 61.3                     | 62.9                     | 63.5                     | 61.4                     | 60.9                     | 63.5                     | 62.1                     | 57.8                     |
| Avg. Dist. to Rail [m] | 7.8                      | 3.1                      | 3.1                      | 2.6                      | 0.7                      | 2.2                      | 6.5                      | 4.9                      |
| Avg. Stride Freq. [Hz] | 2.2                      | 2.3                      | 2.3                      | 2.3                      | 2.3                      | 2.4                      | 2.4                      | 2.4                      |
| Avg. Stride Length [m] | 5.3                      | 7.6                      | 7.5                      | 7.2                      | 7.2                      | 7.1                      | 6.7                      | 6.4                      |



- [ ] Ranking at each section and finish
- .-.- No data available at this section
- NA No data available



|                                |                   |
|--------------------------------|-------------------|
| Horse/Jockey Name              | Nitroglycerine    |
| Final Rank                     | 8                 |
| Fastest Section Time (Section) | 0:08.95 (Overall) |
| Top Speed [km/h] (Section)     | 65.2 (1400m)      |
| Race State                     | Finished          |



### Eagle Farm QLD Professional

Race 7: MULLINS LAWYERS Class 5 Handicap - 1500m

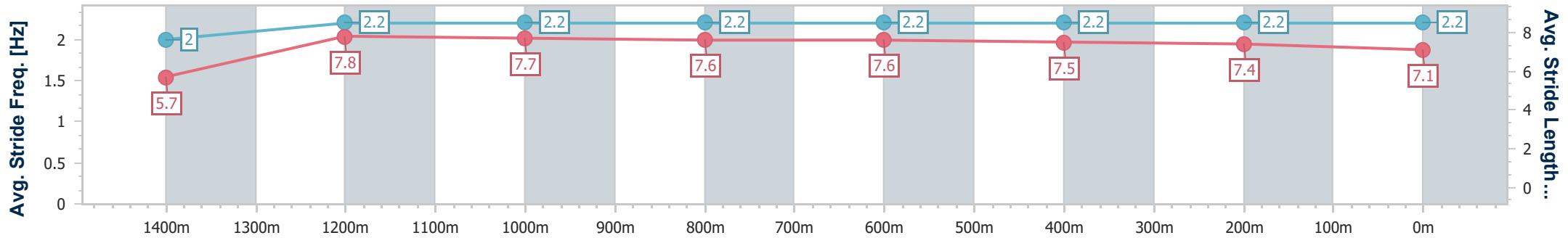
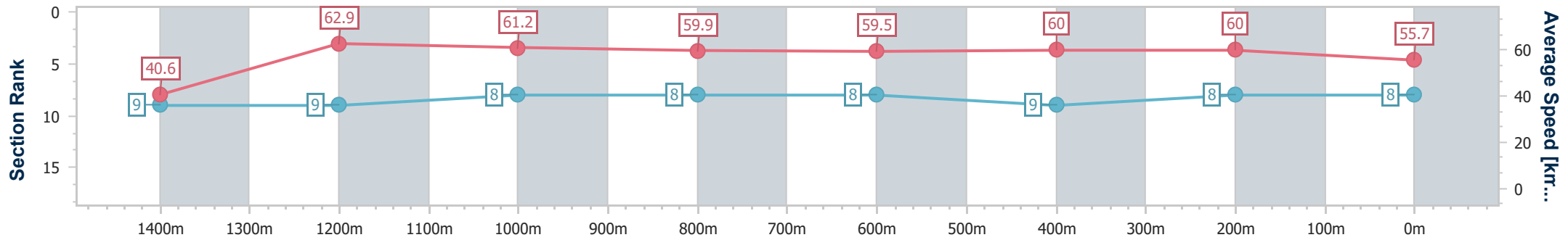
08 May 2024 - 15:30

Track Rating: Soft 7, Weather: Fine, Rail Position: +11m Entire



BRISBANE RACING CLUB

| Section                | Overall                  | 1400m                    | 1200m                    | 1000m                    | 800m                     | 600m                     | 400m                     | 200m                     |
|------------------------|--------------------------|--------------------------|--------------------------|--------------------------|--------------------------|--------------------------|--------------------------|--------------------------|
| Section Times          | 1:33.23 [8]<br>(0:08.95) | 1:24.28 [9]<br>(0:11.46) | 1:12.82 [9]<br>(0:11.79) | 1:01.03 [8]<br>(0:12.09) | 0:48.94 [8]<br>(0:12.02) | 0:36.92 [8]<br>(0:12.00) | 0:24.92 [9]<br>(0:12.00) | 0:12.92 [8]<br>(0:12.92) |
| Average Speed [km/h]   | 40.6                     | 62.9                     | 61.2                     | 59.9                     | 59.5                     | 60.0                     | 60.0                     | 55.7                     |
| Top Speed [km/h]       | 59.2                     | 65.2                     | 62.2                     | 61.5                     | 60.0                     | 61.5                     | 61.2                     | 57.8                     |
| Avg. Dist. to Rail [m] | 11.8                     | 1.8                      | 0.8                      | 1.0                      | 1.0                      | 0.4                      | 1.6                      | 0.4                      |
| Avg. Stride Freq. [Hz] | 2.0                      | 2.2                      | 2.2                      | 2.2                      | 2.2                      | 2.2                      | 2.2                      | 2.2                      |
| Avg. Stride Length [m] | 5.7                      | 7.8                      | 7.7                      | 7.6                      | 7.6                      | 7.5                      | 7.4                      | 7.1                      |



- [ ] Ranking at each section and finish
- .-.- No data available at this section
- NA No data available



|                                |                   |
|--------------------------------|-------------------|
| Horse/Jockey Name              | Yukanuma          |
| Final Rank                     | 9                 |
| Fastest Section Time (Section) | 0:08.37 (Overall) |
| Top Speed [km/h] (Section)     | 62.5 (1400m)      |
| Race State                     | Finished          |



### Eagle Farm QLD Professional

Race 7: MULLINS LAWYERS Class 5 Handicap - 1500m

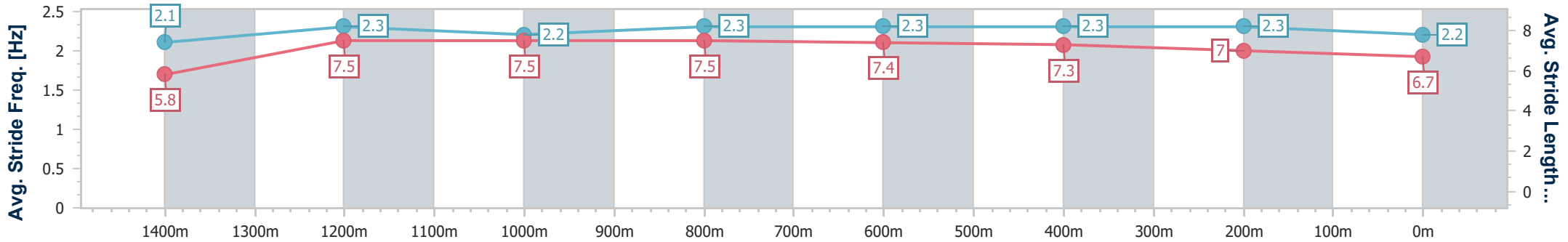
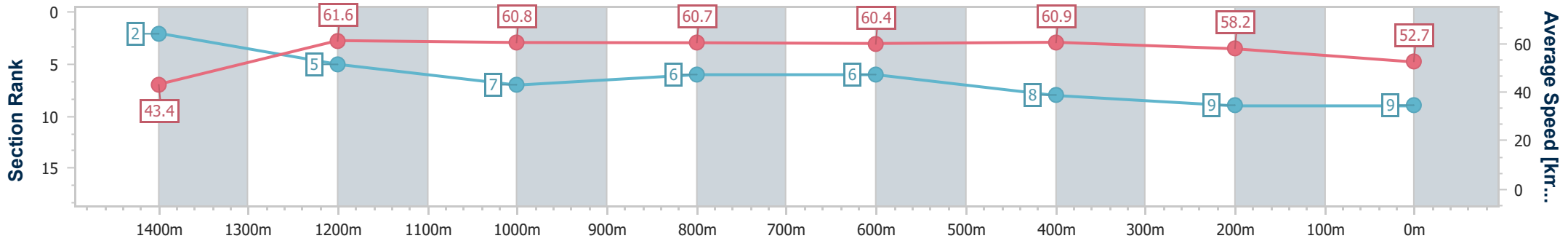
08 May 2024 - 15:30

Track Rating: Soft 7, Weather: Fine, Rail Position: +11m Entire



BRISBANE RACING CLUB

| Section                | Overall                  | 1400m                    | 1200m                    | 1000m                    | 800m                     | 600m                     | 400m                     | 200m                     |
|------------------------|--------------------------|--------------------------|--------------------------|--------------------------|--------------------------|--------------------------|--------------------------|--------------------------|
| Section Times          | 1:34.05 [9]<br>(0:08.37) | 1:25.68 [2]<br>(0:11.75) | 1:13.93 [5]<br>(0:11.93) | 1:02.00 [7]<br>(0:12.02) | 0:49.98 [6]<br>(0:12.05) | 0:37.93 [6]<br>(0:11.91) | 0:26.02 [8]<br>(0:12.40) | 0:13.62 [9]<br>(0:13.62) |
| Average Speed [km/h]   | 43.4                     | 61.6                     | 60.8                     | 60.7                     | 60.4                     | 60.9                     | 58.2                     | 52.7                     |
| Top Speed [km/h]       | 59.3                     | 62.5                     | 62.1                     | 62.1                     | 61.7                     | 62.0                     | 60.3                     | 56.1                     |
| Avg. Dist. to Rail [m] | 10.6                     | 6.0                      | 4.6                      | 3.2                      | 2.2                      | 2.0                      | 3.9                      | 2.6                      |
| Avg. Stride Freq. [Hz] | 2.1                      | 2.3                      | 2.2                      | 2.3                      | 2.3                      | 2.3                      | 2.3                      | 2.2                      |
| Avg. Stride Length [m] | 5.8                      | 7.5                      | 7.5                      | 7.5                      | 7.4                      | 7.3                      | 7.0                      | 6.7                      |



- [ ] Ranking at each section and finish
- .-.- No data available at this section
- NA No data available