



# Sunshine Coast QLD Professional

## Race 1: LEAPFROGGER BENCHMARK 85 Handicap - 1200m

11 May 2024 - 12:34



Track Rating: Heavy 10, Weather: Overcast, Rail Position: True

Section		Overall	1000m	800m	600m	400m	200m	Last 600m						
Field Times		1:12.36 (0:13.35)	0:59.01 (0:11.15)	0:47.86 (0:11.81)	0:36.05 (0:11.98)	0:24.07 (0:11.58)	0:12.49 (0:12.49)	0:36.05						
Rank	TAB	Horse/Jockey	Barrier	Top Speed [km/h]	Fastest Section							Margin	Distance Travelled [m]	
1	4	PEREILLE James McDonald	8	65.8 400m	0:11.19 400m	1:12.36 [1] (0:13.73)	0:58.63 [9] (0:11.59)	0:47.04 [9] (0:11.84)	0:35.20 [10] (0:11.59)	0:23.61 [7] (0:11.19)	0:12.42 [2] (0:12.42)	1:12.36	0:35.20	
2	1	SWISS EXILE Jamie Mott	16	65.7 1000m	0:11.28 1000m	1:13.06 [2] (0:13.54)	0:59.52 [4] (0:11.28)	0:48.24 [5] (0:11.82)	0:36.42 [4] (0:11.80)	0:24.62 [4] (0:11.56)	0:13.06 [3] (0:13.06)	4L	0:36.42	+2
3	7	MIDNIGHT IN TOKYO Damien Thornton	1	64.9 1000m	0:11.24 1000m	1:13.10 [3] (0:13.58)	0:59.52 [5] (0:11.24)	0:48.28 [4] (0:11.74)	0:36.54 [3] (0:11.73)	0:24.81 [1] (0:11.58)	0:13.23 [1] (0:13.23)	4.2L	0:36.54	-6
4	18	SPOOKY SPIRIT Cejay Graham	5	64.0 1000m	0:11.39 1000m	1:13.23 [4] (0:13.64)	0:59.59 [6] (0:11.39)	0:48.20 [7] (0:11.85)	0:36.35 [7] (0:11.96)	0:24.39 [9] (0:11.64)	0:12.75 [8] (0:12.75)	5L	0:36.35	-2
5	10	STANDING ORDER Mark Zahra	2	64.7 1000m	0:11.32 1000m	1:13.23 [5] (0:13.43)	0:59.80 [3] (0:11.32)	0:48.48 [3] (0:11.92)	0:36.56 [6] (0:11.97)	0:24.59 [5] (0:11.78)	0:12.81 [7] (0:12.81)	5.1L	0:36.56	-1
6	5	LOST IN TRANSIT Michael Rodd	9	67.1 Overall	0:11.15 1000m	1:13.34 [6] (0:13.35)	0:59.99 [1] (0:11.15)	0:48.84 [1] (0:11.81)	0:37.03 [1] (0:12.13)	0:24.90 [2] (0:11.80)	0:13.10 [4] (0:13.10)	5.6L	0:37.03	-4
7	8	SAFEWORK Yvette Lewis	3	65.5 Overall	0:11.37 1000m	1:13.34 [7] (0:13.64)	0:59.70 [7] (0:11.37)	0:48.33 [6] (0:11.63)	0:36.70 [5] (0:12.02)	0:24.68 [6] (0:11.64)	0:13.04 [5] (0:13.04)	5.7L	0:36.70	-7
8	17	AOPHIS Georgina Cartwright	22	66.5 1000m	0:11.18 1000m	1:13.52 [8] (0:13.42)	1:00.10 [2] (0:11.18)	0:48.92 [2] (0:11.79)	0:37.13 [2] (0:12.05)	0:25.08 [2] (0:11.89)	0:13.19 [6] (0:13.19)	6.7L	0:37.13	-3
9	21	SIZZLING GAL Robbie Dolan	18	66.4 1000m	0:11.11 1000m	1:13.71 [9] (0:14.82)	0:58.89 [13] (0:11.11)	0:47.78 [13] (0:11.53)	0:36.25 [13] (0:11.99)	0:24.26 [12] (0:11.65)	0:12.61 [11] (0:12.61)	7.7L	0:36.25	-1
10	13	ROLLINWITHTHEFLOW Mark Du Plessis	4	64.2 1000m	0:11.47 1000m	1:13.75 [10] (0:13.67)	1:00.08 [8] (0:11.47)	0:48.61 [8] (0:11.78)	0:36.83 [8] (0:11.92)	0:24.91 [8] (0:11.73)	0:13.18 [9] (0:13.18)	7.9L	0:36.83	+0

Scratched: Sir Warwick (#6), Lubrication (#14), Millane (#2), Fighting Idol (#22), Redzoust (#20), Red Rubi (#11), Ang Pow (#9), Sebring Girl (#16), Sha Of Gomer (#15)



**Sunshine Coast QLD Professional**  
**Race 1: LEAPFROGGER BENCHMARK 85 Handicap - 1200m**  
**11 May 2024 - 12:34**



Track Rating: Heavy 10, Weather: Overcast, Rail Position: True

Section		Overall	1000m	800m	600m	400m	200m	Last 600m					
Field Times		1:12.36 (0:13.35)	0:59.01 (0:11.15)	0:47.86 (0:11.81)	0:36.05 (0:11.98)	0:24.07 (0:11.58)	0:12.49 (0:12.49)	0:36.05					
Rank	TAB Horse/Jockey	Barrier	Top Speed [km/h]	Fastest Section	Margin							Distance Travelled [m]	
11	3 FULL RECOGNITION Vlad Duric	12	64.9 1000m	0:11.37 1000m	1:14.52 [11] (0:13.95)	1:00.57 [11] (0:11.37)	0:49.20 [9] (0:11.86)	0:37.34 [11] (0:12.10)	0:25.24 [11] (0:11.76)	0:13.48 [10] (0:13.48)	12.4L	0:37.34	+5
12	12 ARTS OBJECT Angela Jones	7	63.7 Overall	0:11.52 1000m	1:14.87 [12] (0:13.88)	1:00.99 [10] (0:11.52)	0:49.47 [11] (0:11.68)	0:37.79 [9] (0:12.16)	0:25.63 [10] (0:12.17)	0:13.46 [12] (0:13.46)	14.4L	0:37.79	-7
13	19 SET ME UP Samantha Collett	11	65.2 Overall	0:11.33 1000m	1:16.52 [13] (0:14.43)	1:02.09 [12] (0:11.33)	0:50.76 [12] (0:11.67)	0:39.09 [12] (0:12.56)	0:26.53 [13] (0:12.45)	0:14.08 [13] (0:14.08)	24.2L	0:39.09	-6

Scratched: Sir Warwick (#6), Lubrication (#14), Millane (#2), Fighting Idol (#22), Redzoust (#20), Red Rubi (#11), Ang Pow (#9), Sebring Girl (#16), Sha Of Gomer (#15)

[ ] Ranking at each section and finish  
 -:-:- No data available at this section  
 NA No data available

SCN Saddle cloth number  
 DNF Did not finish  
 DNT Did not track



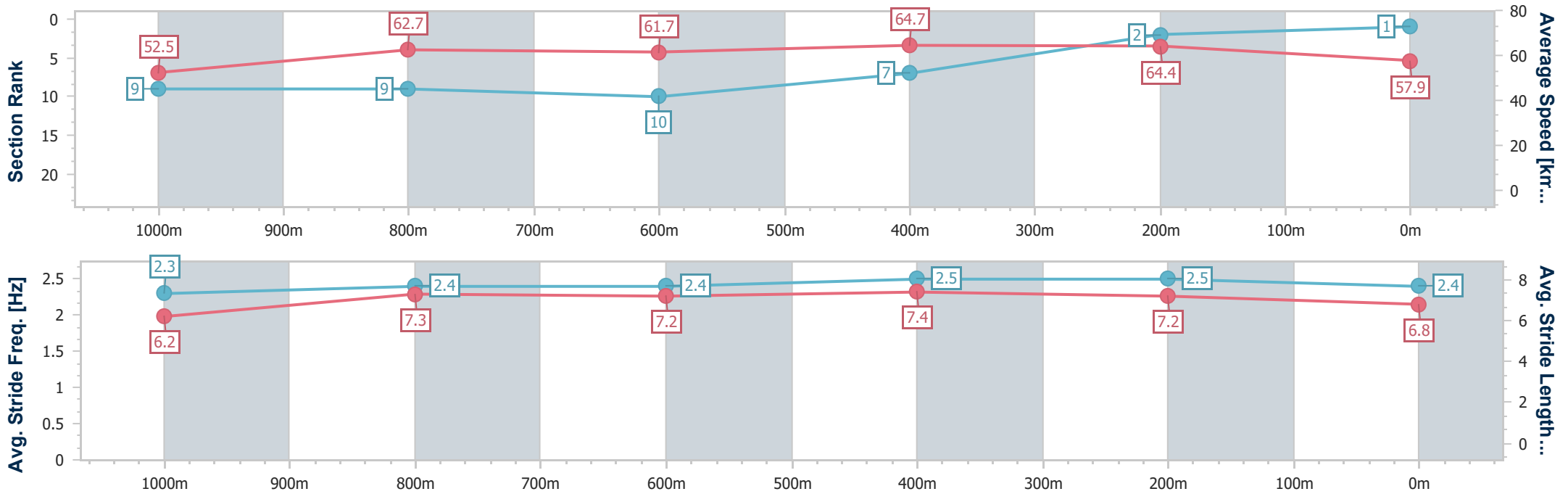
Horse/Jockey Name	Pereille
Final Rank	1
Fastest Section Time (Section)	0:11.19 (400m)
Top Speed [km/h] (Section)	65.8 (400m)
Race State	Finished



Sunshine Coast QLD Professional  
 Race 1: LEAPFROGGER BENCHMARK 85 Handicap - 1200m  
 11 May 2024 - 12:34  
 Track Rating: Heavy 10, Weather: Overcast, Rail Position: True



Section	Overall	1000m	800m	600m	400m	200m
Section Times	1:12.36 [1] (0:13.73)	0:58.63 [9] (0:11.59)	0:47.04 [9] (0:11.84)	0:35.20 [10] (0:11.59)	0:23.61 [7] (0:11.19)	0:12.42 [2] (0:12.42)
Average Speed [km/h]	52.5	62.7	61.7	64.7	64.4	57.9
Top Speed [km/h]	62.4	63.4	63.1	65.7	65.8	63.5
Avg. Dist. to Rail [m]	9.0	4.2	3.1	6.7	11.8	9.1
Avg. Stride Freq. [Hz]	2.3	2.4	2.4	2.5	2.5	2.4
Avg. Stride Length [m]	6.2	7.3	7.2	7.4	7.2	6.8



- [ ] Ranking at each section and finish
- .-.- No data available at this section
- NA No data available



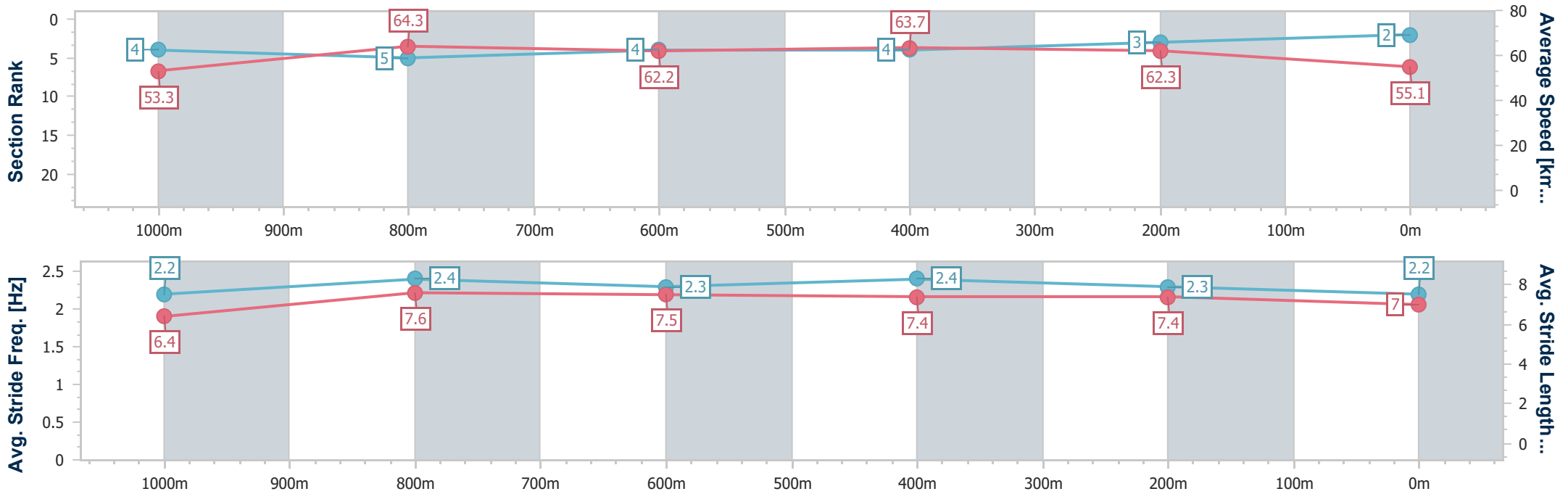
Horse/Jockey Name	Swiss Exile
Final Rank	2
Fastest Section Time (Section)	0:11.28 (1000m)
Top Speed [km/h] (Section)	65.7 (1000m)
Race State	Finished



Sunshine Coast QLD Professional  
 Race 1: LEAPFROGGER BENCHMARK 85 Handicap - 1200m  
 11 May 2024 - 12:34  
 Track Rating: Heavy 10, Weather: Overcast, Rail Position: True



Section	Overall	1000m	800m	600m	400m	200m
Section Times	1:13.06 [2] (0:13.54)	0:59.52 [4] (0:11.28)	0:48.24 [5] (0:11.82)	0:36.42 [4] (0:11.80)	0:24.62 [4] (0:11.56)	0:13.06 [3] (0:13.06)
Average Speed [km/h]	53.3	64.3	62.2	63.7	62.3	55.1
Top Speed [km/h]	65.7	65.7	63.3	64.3	64.6	60.8
Avg. Dist. to Rail [m]	11.3	5.2	3.7	7.0	10.4	7.8
Avg. Stride Freq. [Hz]	2.2	2.4	2.3	2.4	2.3	2.2
Avg. Stride Length [m]	6.4	7.6	7.5	7.4	7.4	7.0



- [ ] Ranking at each section and finish
- .-.- No data available at this section
- NA No data available





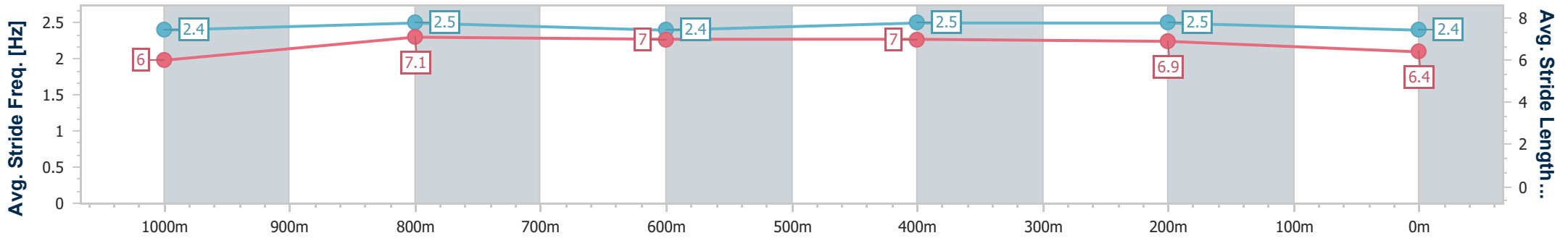
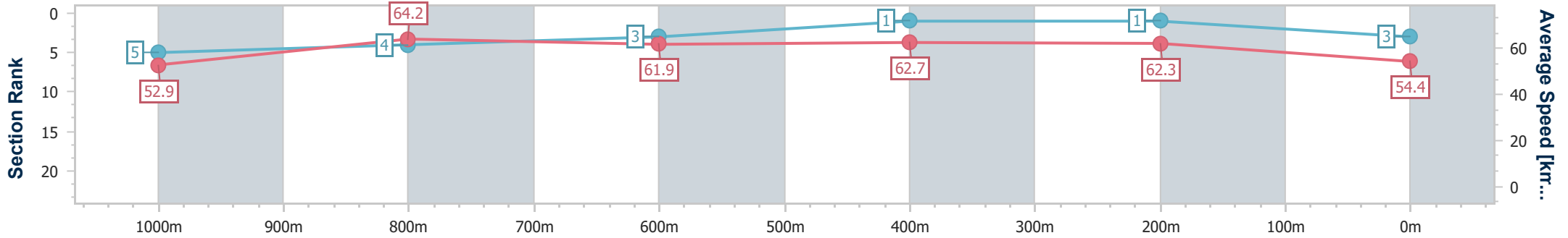
Horse/Jockey Name	Midnight In Tokyo
Final Rank	3
Fastest Section Time (Section)	0:11.24 (1000m)
Top Speed [km/h] (Section)	64.9 (1000m)
Race State	Finished



Sunshine Coast QLD Professional  
 Race 1: LEAPFROGGER BENCHMARK 85 Handicap - 1200m  
 11 May 2024 - 12:34  
 Track Rating: Heavy 10, Weather: Overcast, Rail Position: True



Section	Overall	1000m	800m	600m	400m	200m
Section Times	1:13.10 [3] (0:13.58)	0:59.52 [5] (0:11.24)	0:48.28 [4] (0:11.74)	0:36.54 [3] (0:11.73)	0:24.81 [1] (0:11.58)	0:13.23 [1] (0:13.23)
Average Speed [km/h]	52.9	64.2	61.9	62.7	62.3	54.4
Top Speed [km/h]	64.5	64.9	62.9	64.0	63.6	58.6
Avg. Dist. to Rail [m]	2.9	1.0	1.2	3.9	5.5	4.6
Avg. Stride Freq. [Hz]	2.4	2.5	2.4	2.5	2.5	2.4
Avg. Stride Length [m]	6.0	7.1	7.0	7.0	6.9	6.4



- [ ] Ranking at each section and finish
- .-.- No data available at this section
- NA No data available



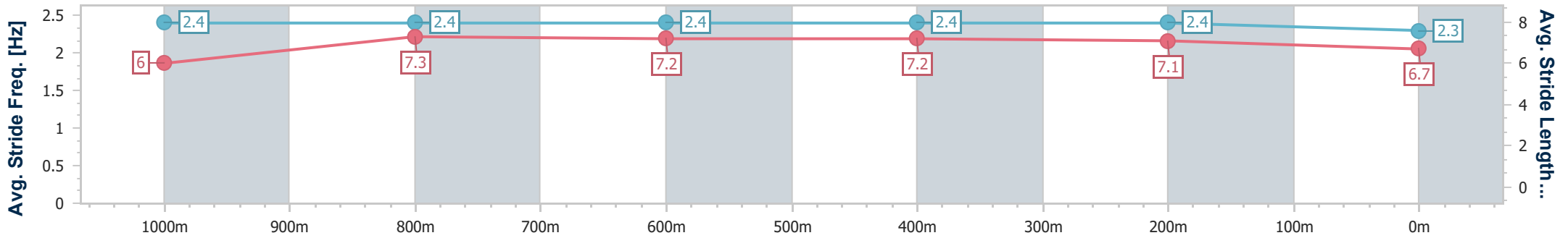
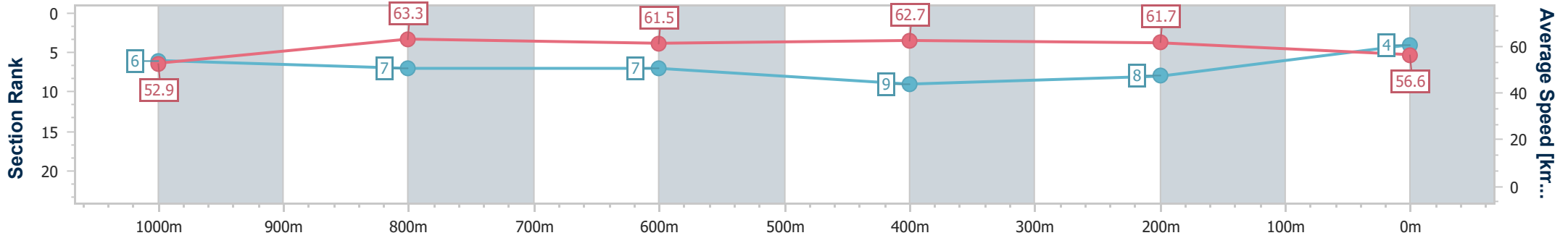
Horse/Jockey Name	Spooky Spirit
Final Rank	4
Fastest Section Time (Section)	0:11.39 (1000m)
Top Speed [km/h] (Section)	64.0 (1000m)
Race State	Finished



Sunshine Coast QLD Professional  
 Race 1: LEAPFROGGER BENCHMARK 85 Handicap - 1200m  
 11 May 2024 - 12:34  
 Track Rating: Heavy 10, Weather: Overcast, Rail Position: True



Section	Overall	1000m	800m	600m	400m	200m
Section Times	1:13.23 [4] (0:13.64)	0:59.59 [6] (0:11.39)	0:48.20 [7] (0:11.85)	0:36.35 [7] (0:11.96)	0:24.39 [9] (0:11.64)	0:12.75 [8]
Average Speed [km/h]	52.9	63.3	61.5	62.7	61.7	56.6
Top Speed [km/h]	63.7	64.0	63.3	63.2	62.7	61.1
Avg. Dist. to Rail [m]	5.6	1.6	2.2	6.4	11.0	11.1
Avg. Stride Freq. [Hz]	2.4	2.4	2.4	2.4	2.4	2.3
Avg. Stride Length [m]	6.0	7.3	7.2	7.2	7.1	6.7



- [ ] Ranking at each section and finish
- .-.- No data available at this section
- NA No data available



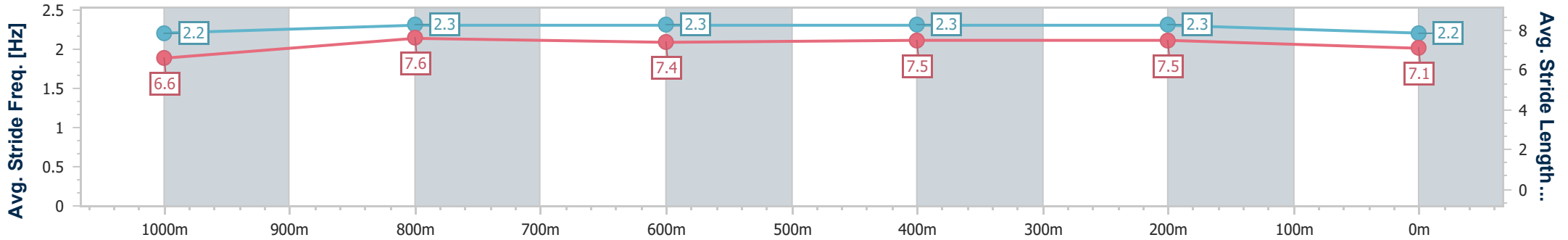
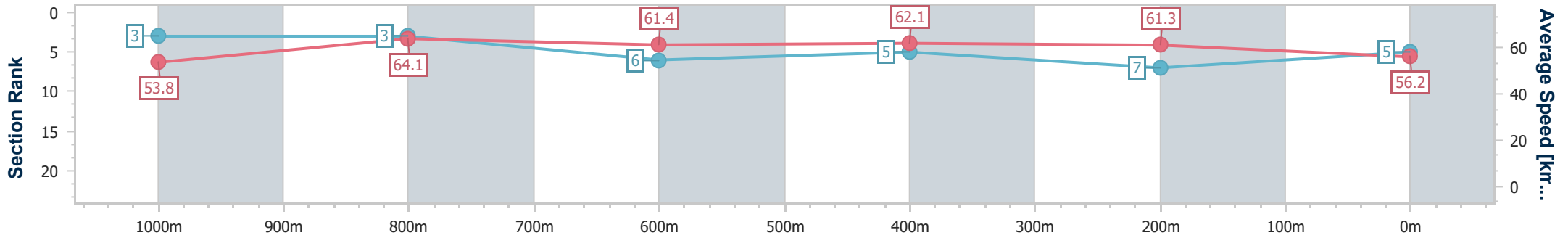
Horse/Jockey Name	Standing Order
Final Rank	5
Fastest Section Time (Section)	0:11.32 (1000m)
Top Speed [km/h] (Section)	64.7 (1000m)
Race State	Finished



Sunshine Coast QLD Professional  
**Race 1: LEAPFROGGER BENCHMARK 85 Handicap - 1200m**  
 11 May 2024 - 12:34  
 Track Rating: Heavy 10, Weather: Overcast, Rail Position: True



Section	Overall	1000m	800m	600m	400m	200m
Section Times	1:13.23 [5] (0:13.43)	0:59.80 [3] (0:11.32)	0:48.48 [3] (0:11.92)	0:36.56 [6] (0:11.97)	0:24.59 [5] (0:11.78)	0:12.81 [7] (0:12.81)
Average Speed [km/h]	53.8	64.1	61.4	62.1	61.3	56.2
Top Speed [km/h]	64.5	64.7	62.8	62.6	62.3	59.4
Avg. Dist. to Rail [m]	5.3	4.0	3.1	5.2	10.1	10.3
Avg. Stride Freq. [Hz]	2.2	2.3	2.3	2.3	2.3	2.2
Avg. Stride Length [m]	6.6	7.6	7.4	7.5	7.5	7.1



- [ ] Ranking at each section and finish
- .-.- No data available at this section
- NA No data available



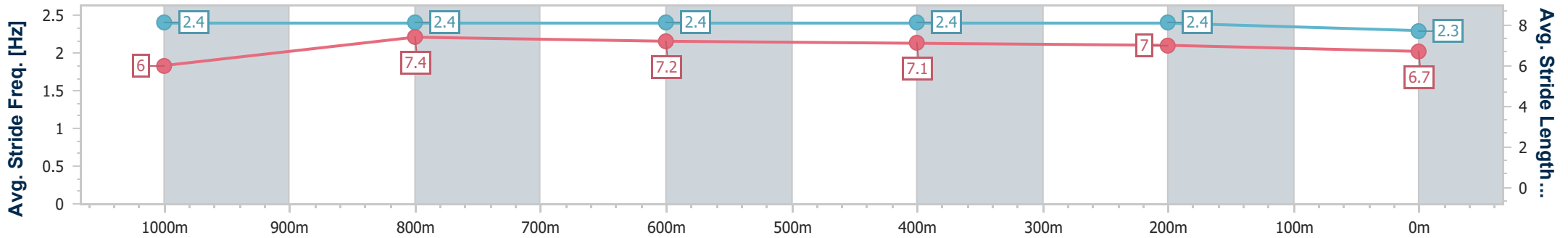
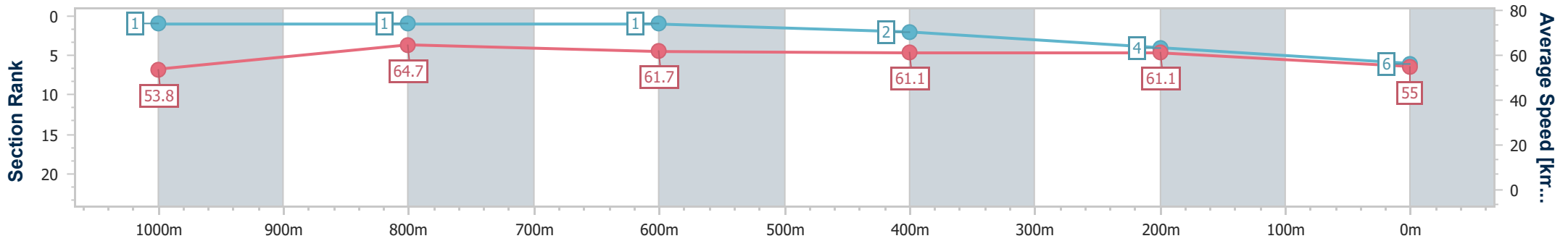
Horse/Jockey Name	Lost In Transit
Final Rank	6
Fastest Section Time (Section)	0:11.15 (1000m)
Top Speed [km/h] (Section)	67.1 (Overall)
Race State	Finished



Sunshine Coast QLD Professional  
**Race 1: LEAPFROGGER BENCHMARK 85 Handicap - 1200m**  
 11 May 2024 - 12:34  
 Track Rating: Heavy 10, Weather: Overcast, Rail Position: True



Section	Overall	1000m	800m	600m	400m	200m
Section Times	1:13.34 [6] (0:13.35)	0:59.99 [1] (0:11.15)	0:48.84 [1] (0:11.81)	0:37.03 [1] (0:12.13)	0:24.90 [2] (0:11.80)	0:13.10 [4] (0:13.10)
Average Speed [km/h]	53.8	64.7	61.7	61.1	61.1	55.0
Top Speed [km/h]	67.1	67.0	62.7	62.2	62.8	59.2
Avg. Dist. to Rail [m]	8.5	2.5	1.6	5.3	9.0	7.2
Avg. Stride Freq. [Hz]	2.4	2.4	2.4	2.4	2.4	2.3
Avg. Stride Length [m]	6.0	7.4	7.2	7.1	7.0	6.7



- [ ] Ranking at each section and finish
- .-.- No data available at this section
- NA No data available



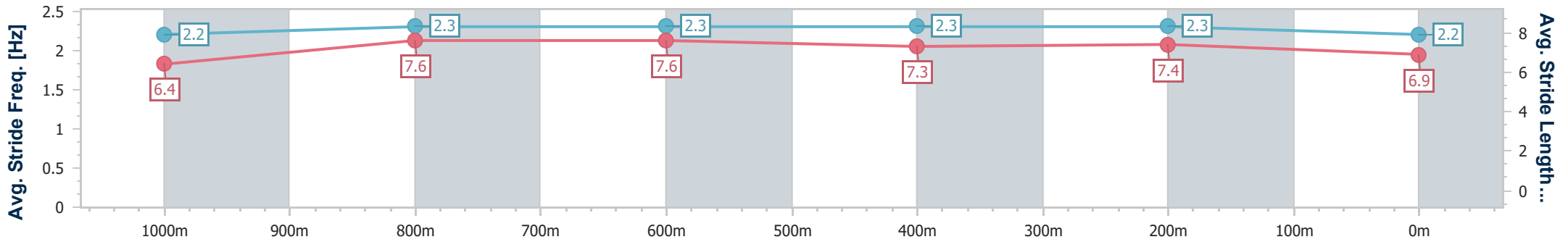
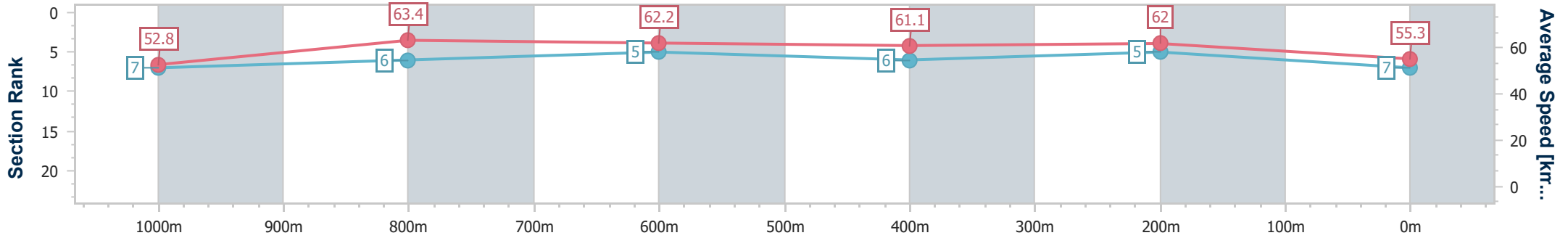
Horse/Jockey Name	Safework
Final Rank	7
Fastest Section Time (Section)	0:11.37 (1000m)
Top Speed [km/h] (Section)	65.5 (Overall)
Race State	Finished



Sunshine Coast QLD Professional  
 Race 1: LEAPFROGGER BENCHMARK 85 Handicap - 1200m  
 11 May 2024 - 12:34  
 Track Rating: Heavy 10, Weather: Overcast, Rail Position: True



Section	Overall	1000m	800m	600m	400m	200m
Section Times	1:13.34 [7] (0:13.64)	0:59.70 [7] (0:11.37)	0:48.33 [6] (0:11.63)	0:36.70 [5] (0:12.02)	0:24.68 [6] (0:11.64)	0:13.04 [5] (0:13.04)
Average Speed [km/h]	52.8	63.4	62.2	61.1	62.0	55.3
Top Speed [km/h]	65.5	64.7	63.3	62.7	64.3	59.8
Avg. Dist. to Rail [m]	4.8	1.6	0.6	3.4	6.1	4.4
Avg. Stride Freq. [Hz]	2.2	2.3	2.3	2.3	2.3	2.2
Avg. Stride Length [m]	6.4	7.6	7.6	7.3	7.4	6.9



- [ ] Ranking at each section and finish
- .-.- No data available at this section
- NA No data available



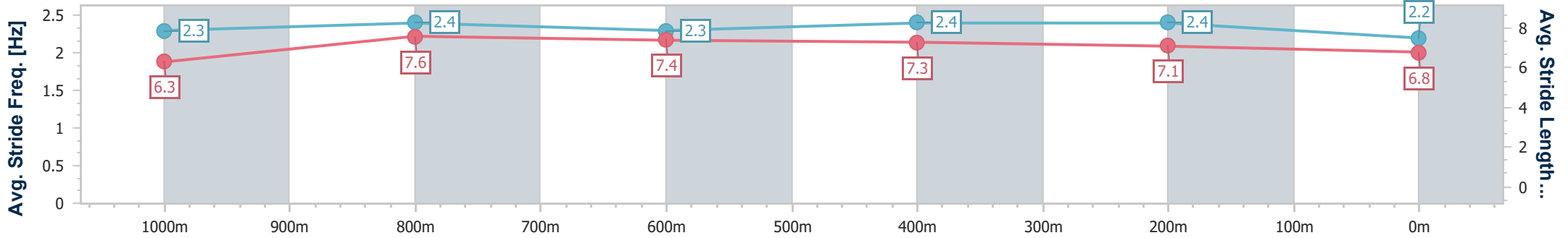
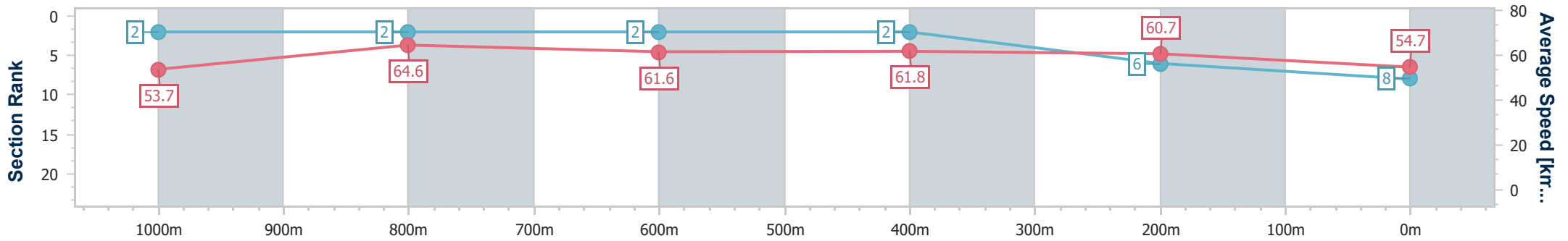
Horse/Jockey Name	Apophis
Final Rank	8
Fastest Section Time (Section)	0:11.18 (1000m)
Top Speed [km/h] (Section)	66.5 (1000m)
Race State	Finished



Sunshine Coast QLD Professional  
 Race 1: LEAPFROGGER BENCHMARK 85 Handicap - 1200m  
 11 May 2024 - 12:34  
 Track Rating: Heavy 10, Weather: Overcast, Rail Position: True



Section	Overall	1000m	800m	600m	400m	200m
Section Times	1:13.52 [8] (0:13.42)	1:00.10 [2] (0:11.18)	0:48.92 [2] (0:11.79)	0:37.13 [2] (0:12.05)	0:25.08 [2] (0:11.89)	0:13.19 [6] (0:13.19)
Average Speed [km/h]	53.7	64.6	61.6	61.8	60.7	54.7
Top Speed [km/h]	66.1	66.5	62.5	62.9	61.9	59.2
Avg. Dist. to Rail [m]	11.7	3.9	1.4	5.8	9.0	8.1
Avg. Stride Freq. [Hz]	2.3	2.4	2.3	2.4	2.4	2.2
Avg. Stride Length [m]	6.3	7.6	7.4	7.3	7.1	6.8



- [ ] Ranking at each section and finish
- .-.- No data available at this section
- NA No data available



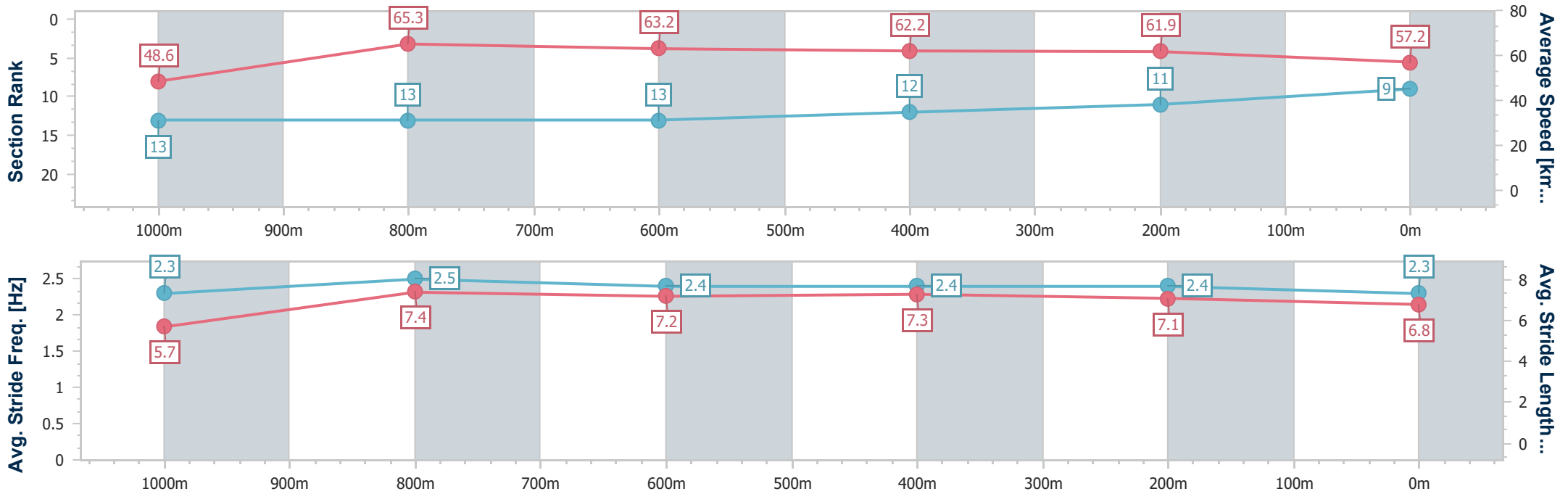
Horse/Jockey Name	Sizzling Gal
Final Rank	9
Fastest Section Time (Section)	0:11.11 (1000m)
Top Speed [km/h] (Section)	66.4 (1000m)
Race State	Finished



Sunshine Coast QLD Professional  
 Race 1: LEAPFROGGER BENCHMARK 85 Handicap - 1200m  
 11 May 2024 - 12:34  
 Track Rating: Heavy 10, Weather: Overcast, Rail Position: True



Section	Overall	1000m	800m	600m	400m	200m
Section Times	1:13.71 [9] (0:14.82)	0:58.89 [13] (0:11.11)	0:47.78 [13] (0:11.53)	0:36.25 [13] (0:11.99)	0:24.26 [12] (0:11.65)	0:12.61 [11] (0:12.61)
Average Speed [km/h]	48.6	65.3	63.2	62.2	61.9	57.2
Top Speed [km/h]	66.2	66.4	64.4	64.1	63.6	61.2
Avg. Dist. to Rail [m]	11.7	4.2	2.3	5.7	9.0	8.2
Avg. Stride Freq. [Hz]	2.3	2.5	2.4	2.4	2.4	2.3
Avg. Stride Length [m]	5.7	7.4	7.2	7.3	7.1	6.8



- [ ] Ranking at each section and finish
- .-.- No data available at this section
- NA No data available



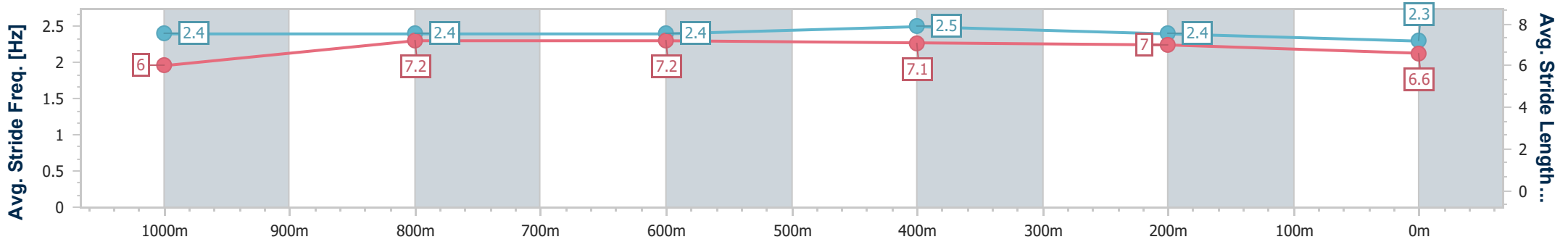
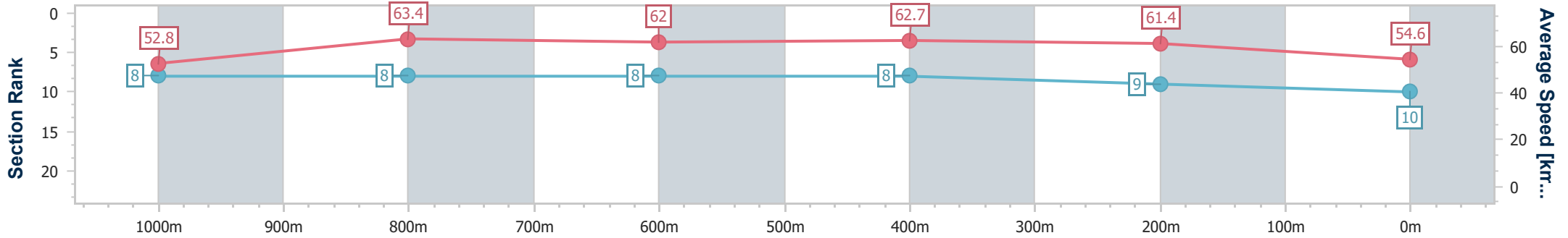
Horse/Jockey Name	Rollinwiththeflow
Final Rank	10
Fastest Section Time (Section)	0:11.47 (1000m)
Top Speed [km/h] (Section)	64.2 (1000m)
Race State	Finished



Sunshine Coast QLD Professional  
 Race 1: LEAPFROGGER BENCHMARK 85 Handicap - 1200m  
 11 May 2024 - 12:34  
 Track Rating: Heavy 10, Weather: Overcast, Rail Position: True



Section	Overall	1000m	800m	600m	400m	200m
Section Times	1:13.75 [10] (0:13.67)	1:00.08 [8] (0:11.47)	0:48.61 [8] (0:11.78)	0:36.83 [8] (0:11.92)	0:24.91 [8] (0:11.73)	0:13.18 [9] (0:13.18)
Average Speed [km/h]	52.8	63.4	62.0	62.7	61.4	54.6
Top Speed [km/h]	63.9	64.2	63.7	63.5	63.9	58.1
Avg. Dist. to Rail [m]	6.6	4.1	3.2	5.9	7.8	7.4
Avg. Stride Freq. [Hz]	2.4	2.4	2.4	2.5	2.4	2.3
Avg. Stride Length [m]	6.0	7.2	7.2	7.1	7.0	6.6



- [ ] Ranking at each section and finish
- .-.- No data available at this section
- NA No data available





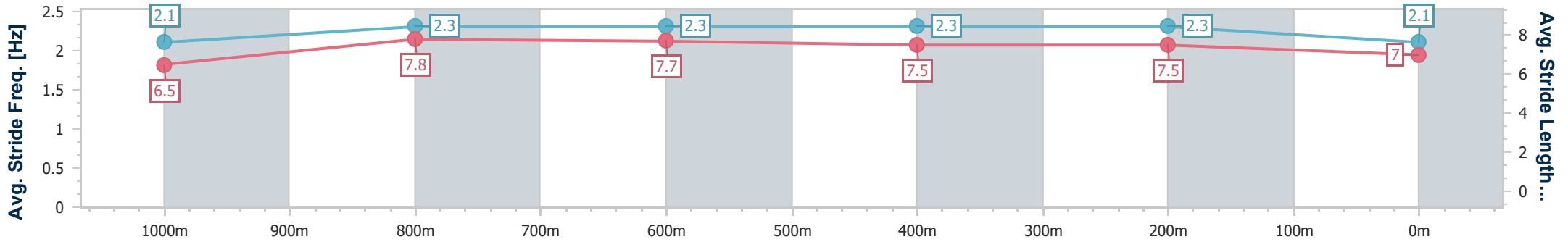
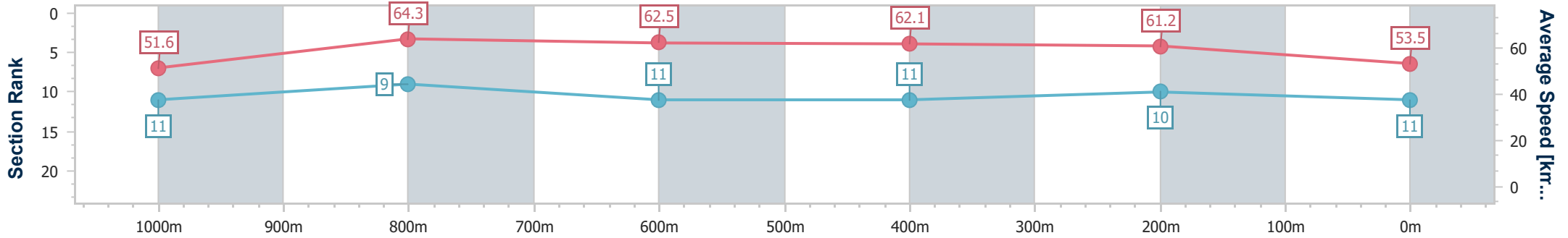
Horse/Jockey Name	Full Recognition
Final Rank	11
Fastest Section Time (Section)	0:11.37 (1000m)
Top Speed [km/h] (Section)	64.9 (1000m)
Race State	Finished



Sunshine Coast QLD Professional  
 Race 1: LEAPFROGGER BENCHMARK 85 Handicap - 1200m  
 11 May 2024 - 12:34  
 Track Rating: Heavy 10, Weather: Overcast, Rail Position: True



Section	Overall	1000m	800m	600m	400m	200m
Section Times	1:14.52 [11] (0:13.95)	1:00.57 [11] (0:11.37)	0:49.20 [9] (0:11.86)	0:37.34 [11] (0:12.10)	0:25.24 [11] (0:11.76)	0:13.48 [10] (0:13.48)
Average Speed [km/h]	51.6	64.3	62.5	62.1	61.2	53.5
Top Speed [km/h]	64.8	64.9	63.9	63.3	62.3	59.0
Avg. Dist. to Rail [m]	13.3	6.0	5.3	7.2	8.6	8.5
Avg. Stride Freq. [Hz]	2.1	2.3	2.3	2.3	2.3	2.1
Avg. Stride Length [m]	6.5	7.8	7.7	7.5	7.5	7.0



- [ ] Ranking at each section and finish
- .-.- No data available at this section
- NA No data available



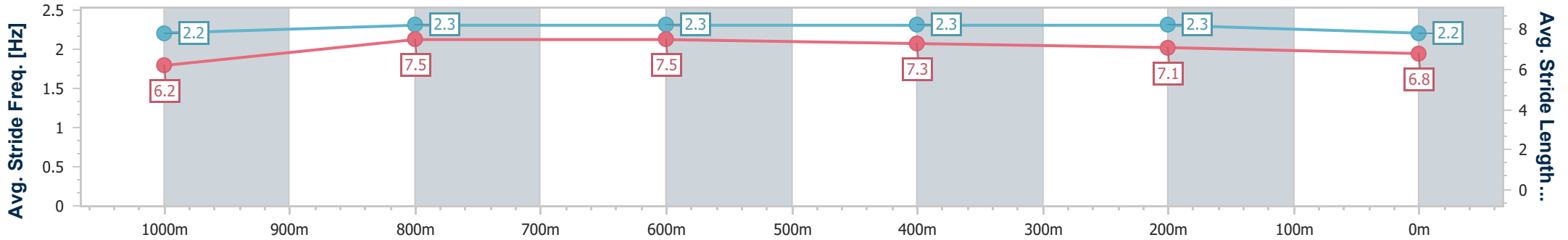
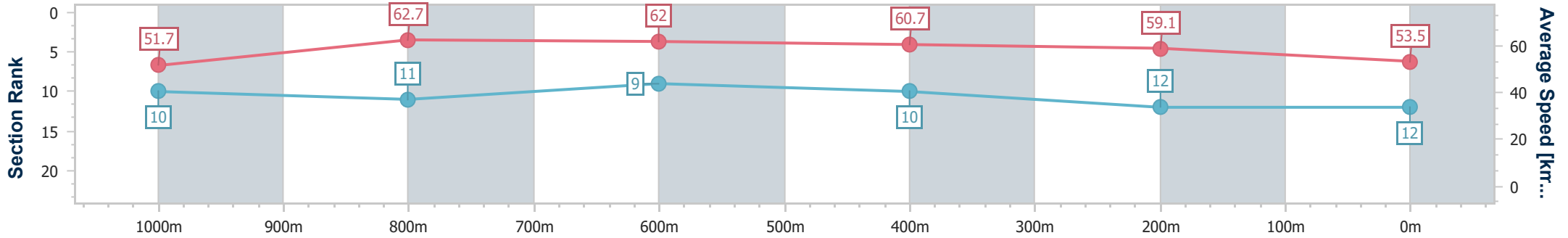
Horse/Jockey Name	Arts Object
Final Rank	12
Fastest Section Time (Section)	0:11.52 (1000m)
Top Speed [km/h] (Section)	63.7 (Overall)
Race State	Finished



Sunshine Coast QLD Professional  
 Race 1: LEAPFROGGER BENCHMARK 85 Handicap - 1200m  
 11 May 2024 - 12:34  
 Track Rating: Heavy 10, Weather: Overcast, Rail Position: True



Section	Overall	1000m	800m	600m	400m	200m
Section Times	1:14.87 [12] (0:13.88)	1:00.99 [10] (0:11.52)	0:49.47 [11] (0:11.68)	0:37.79 [9] (0:12.16)	0:25.63 [10] (0:12.17)	0:13.46 [12] (0:13.46)
Average Speed [km/h]	51.7	62.7	62.0	60.7	59.1	53.5
Top Speed [km/h]	63.7	63.4	62.9	61.9	60.4	57.0
Avg. Dist. to Rail [m]	4.8	1.3	1.2	3.9	5.3	3.8
Avg. Stride Freq. [Hz]	2.2	2.3	2.3	2.3	2.3	2.2
Avg. Stride Length [m]	6.2	7.5	7.5	7.3	7.1	6.8



- [ ] Ranking at each section and finish
- .-.- No data available at this section
- NA No data available



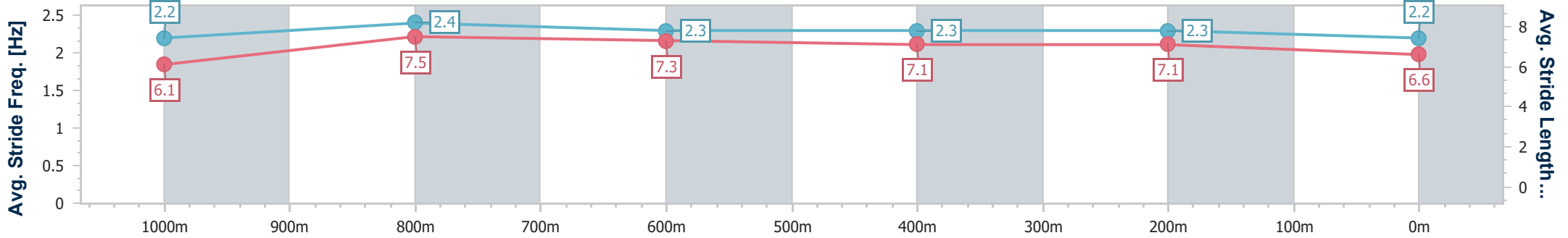
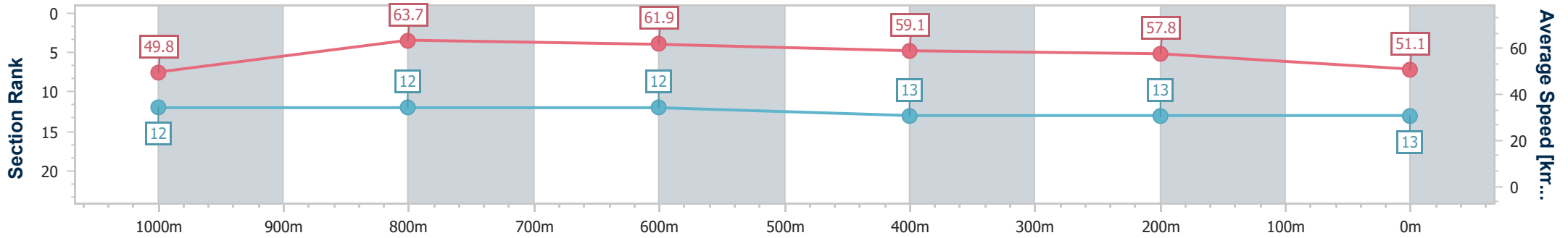
Horse/Jockey Name	Set Me Up
Final Rank	13
Fastest Section Time (Section)	0:11.33 (1000m)
Top Speed [km/h] (Section)	65.2 (Overall)
Race State	Finished



Sunshine Coast QLD Professional  
 Race 1: LEAPFROGGER BENCHMARK 85 Handicap - 1200m  
 11 May 2024 - 12:34  
 Track Rating: Heavy 10, Weather: Overcast, Rail Position: True



Section	Overall	1000m	800m	600m	400m	200m
Section Times	1:16.52 [13] (0:14.43)	1:02.09 [12] (0:11.33)	0:50.76 [12] (0:11.67)	0:39.09 [12] (0:12.56)	0:26.53 [13] (0:12.45)	0:14.08 [13] (0:14.08)
Average Speed [km/h]	49.8	63.7	61.9	59.1	57.8	51.1
Top Speed [km/h]	65.2	64.6	62.9	61.3	59.0	56.2
Avg. Dist. to Rail [m]	3.7	0.7	1.7	4.9	7.2	5.5
Avg. Stride Freq. [Hz]	2.2	2.4	2.3	2.3	2.3	2.2
Avg. Stride Length [m]	6.1	7.5	7.3	7.1	7.1	6.6



- [ ] Ranking at each section and finish
- .-.- No data available at this section
- NA No data available



# Sunshine Coast QLD Professional

## Race 2: PFD FOODSERVICES GOLD COAST CUP - 2400m

11 May 2024 - 13:08



Track Rating: Heavy 10, Weather: Overcast, Rail Position: True

Section		Overall	2200m	2000m	1800m	1600m	1400m	1200m	Last 600m					
Field Times		2:36.08 (0:13.60)	2:22.48 (0:11.72)	2:10.76 (0:12.39)	1:58.37 (0:13.70)	1:44.67 (0:13.63)	1:31.04 (0:13.81)	1:17.23 (0:13.57)	0:37.41					
Rank	TAB	Horse/Jockey	Barrier	Top Speed [km/h]	Fastest Section								Distance Travelled [m]	
1	5	<b>BONNY EZRA</b> Jim Byrne	5	62.1 2200m	0:11.89 400m	2:36.08 [1] (0:14.13)	2:21.95 [8] (0:12.01)	2:09.94 [8] (0:12.49)	1:57.45 [7] (0:13.80)	1:43.65 [7] (0:13.75)	1:29.90 [7] (0:13.39)	1:16.51 [6] (0:13.54)	0:37.11	
2	9	<b>TAPILDOODLEDO</b> Mark Du Plessis	12	62.2 400m	0:11.75 400m	2:36.34 [2] (0:14.33)	2:22.01 [10] (0:12.08)	2:09.93 [9] (0:12.62)	1:57.31 [9] (0:13.79)	1:43.52 [10] (0:13.54)	1:29.98 [8] (0:13.43)	1:16.55 [7] (0:13.69)	0:37.04	-4
3	1	<b>BOIS D'ARGENT</b> Ryan Maloney	11	64.4 Overall	0:11.69 2200m	2:37.05 [3] (0:13.63)	2:23.42 [3] (0:11.69)	2:11.73 [1] (0:12.39)	1:59.34 [1] (0:13.70)	1:45.64 [1] (0:13.63)	1:32.01 [1] (0:13.81)	1:18.20 [1] (0:13.57)	0:38.38	-13
4	8	<b>RED WAVE</b> Robbie Dolan	8	63.0 Overall	0:11.79 2200m	2:37.25 [4] (0:13.60)	2:23.65 [1] (0:11.79)	2:11.86 [3] (0:12.44)	1:59.42 [2] (0:13.89)	1:45.53 [3] (0:13.73)	1:31.80 [2] (0:13.70)	1:18.10 [2] (0:13.58)	0:38.26	-6
5	10	<b>TAPPY'S LAD</b> Trudy Thornton	3	62.2 2200m	0:11.93 2200m	2:37.96 [5] (0:14.01)	2:23.95 [7] (0:11.93)	2:12.02 [7] (0:12.77)	1:59.25 [8] (0:13.96)	1:45.29 [8] (0:13.84)	1:31.45 [9] (0:13.48)	1:17.97 [9] (0:13.71)	0:38.51	+0
6	6	<b>CONTRITION</b> Jake Bayliss	10	60.8 600m	0:12.33 2200m	2:37.99 [6] (0:14.30)	2:23.69 [9] (0:12.33)	2:11.36 [10] (0:12.64)	1:58.72 [10] (0:13.51)	1:45.21 [9] (0:13.73)	1:31.48 [10] (0:13.52)	1:17.96 [10] (0:13.73)	0:38.42	+1
7	11	<b>BAK DA MAN</b> Angela Jones	2	63.1 2200m	0:11.95 2200m	2:38.38 [7] (0:13.77)	2:24.61 [5] (0:11.95)	2:12.66 [5] (0:12.67)	1:59.99 [5] (0:13.64)	1:46.35 [5] (0:13.81)	1:32.54 [5] (0:13.69)	1:18.85 [5] (0:13.71)	0:38.82	-19
8	3	<b>GIDDY GAN'S JOY</b> Cejay Graham	7	61.4 2200m	0:12.04 2200m	2:38.70 [8] (0:13.85)	2:24.85 [6] (0:12.04)	2:12.81 [6] (0:12.62)	2:00.19 [6] (0:13.81)	1:46.38 [6] (0:13.77)	1:32.61 [6] (0:13.76)	1:18.85 [8] (0:13.75)	0:38.91	-12
9	7	<b>RATTLE AND HUM</b> Kyle Wilson-Taylor	1	64.9 Overall	0:11.68 2200m	2:41.10 [9] (0:13.69)	2:27.41 [4] (0:11.68)	2:15.73 [2] (0:12.59)	2:03.14 [3] (0:13.69)	1:49.45 [2] (0:13.90)	1:35.55 [3] (0:13.66)	1:21.89 [3] (0:13.68)	0:42.11	-20
10	12	<b>RHODES</b> Ron Stewart	6	64.2 2200m	0:11.88 2200m	2:41.27 [10] (0:13.61)	2:27.66 [2] (0:11.88)	2:15.78 [4] (0:12.67)	2:03.11 [4] (0:13.76)	1:49.35 [4] (0:13.83)	1:35.52 [4] (0:13.68)	1:21.84 [4] (0:13.57)	0:41.81	-12

Scratched: Pagato (#4), Regal Lion (#2)

[ ] Ranking at each section and finish  
 -:-:- No data available at this section  
 NA No data available

SCN Saddle cloth number  
 DNF Did not finish  
 DNT Did not track



# Sunshine Coast QLD Professional

## Race 2: PFD FOODSERVICES GOLD COAST CUP - 2400m

11 May 2024 - 13:08



Track Rating: Heavy 10, Weather: Overcast, Rail Position: True

Section											Last 600m	
Field Times		1000m	800m	600m	400m	200m						
		1:03.66 (0:13.43)	0:50.23 (0:12.82)	0:37.41 (0:12.72)	0:24.69 (0:11.99)	0:12.70 (0:12.70)						0:37.41
Rank	TAB	Horse/Jockey	Barrier	Top Speed [km/h]	Fastest Section						Margin	Distance Travelled [m]
1	5	<b>BONNY EZRA</b> Jim Byrne	5	62.1 2200m	0:11.89 400m	1:02.97 [5] (0:13.26)	0:49.71 [4] (0:12.60)	0:37.11 [2] (0:12.52)	0:24.59 [2] (0:11.89)	0:12.70 [1] (0:12.70)	2:36.08	0:37.11
2	9	<b>TAPILDOODLEDO</b> Mark Du Plessis	12	62.2 400m	0:11.75 400m	1:02.86 [7] (0:13.22)	0:49.64 [6] (0:12.60)	0:37.04 [5] (0:12.51)	0:24.53 [3] (0:11.75)	0:12.78 [2] (0:12.78)	1.5L	0:37.04 -4
3	1	<b>BOIS D'ARGENT</b> Ryan Maloney	11	64.4 Overall	0:11.69 2200m	1:04.63 [1] (0:13.43)	0:51.20 [1] (0:12.82)	0:38.38 [1] (0:12.72)	0:25.66 [1] (0:12.22)	0:13.44 [3] (0:13.44)	5.5L	0:38.38 -13
4	8	<b>RED WAVE</b> Robbie Dolan	8	63.0 Overall	0:11.79 2200m	1:04.52 [2] (0:13.41)	0:51.11 [2] (0:12.85)	0:38.26 [3] (0:12.94)	0:25.32 [4] (0:12.30)	0:13.02 [4] (0:13.02)	6.5L	0:38.26 -6
5	10	<b>TAPPY'S LAD</b> Trudy Thornton	3	62.2 2200m	0:11.93 2200m	1:04.26 [9] (0:13.00)	0:51.26 [7] (0:12.75)	0:38.51 [6] (0:13.00)	0:25.51 [8] (0:12.34)	0:13.17 [5] (0:13.17)	10.5L	0:38.51 +0
6	6	<b>CONTRITION</b> Jake Bayliss	10	60.8 600m	0:12.33 2200m	1:04.23 [10] (0:13.13)	0:51.10 [9] (0:12.68)	0:38.42 [9] (0:12.78)	0:25.64 [7] (0:12.47)	0:13.17 [6] (0:13.17)	10.6L	0:38.42 +1
7	11	<b>BAK DA MAN</b> Angela Jones	2	63.1 2200m	0:11.95 2200m	1:05.14 [6] (0:13.48)	0:51.66 [8] (0:12.84)	0:38.82 [8] (0:12.79)	0:26.03 [6] (0:12.54)	0:13.49 [7] (0:13.49)	12.9L	0:38.82 -19
8	3	<b>GIDDY GAN'S JOY</b> Cejay Graham	7	61.4 2200m	0:12.04 2200m	1:05.10 [8] (0:13.34)	0:51.76 [10] (0:12.85)	0:38.91 [10] (0:12.72)	0:26.19 [9] (0:12.69)	0:13.50 [9] (0:13.50)	14.7L	0:38.91 -12
9	7	<b>RATTLE AND HUM</b> Kyle Wilson-Taylor	1	64.9 Overall	0:11.68 2200m	1:08.21 [3] (0:13.38)	0:54.83 [3] (0:12.72)	0:42.11 [4] (0:13.10)	0:29.01 [5] (0:13.06)	0:15.95 [8] (0:15.95)	28.7L	0:42.11 -20
10	12	<b>RHODES</b> Ron Stewart	6	64.2 2200m	0:11.88 2200m	1:08.27 [4] (0:13.51)	0:54.76 [5] (0:12.95)	0:41.81 [7] (0:13.38)	0:28.43 [10] (0:13.83)	0:14.60 [10] (0:14.60)	29.5L	0:41.81 -12

Scratched: Pagato (#4), Regal Lion (#2)

Report Created: Sat 11 May 2024 13:23 GMT+10 (Note: Timing is based on position data)

Page 2/12

[ ] Ranking at each section and finish  
 -:-:- No data available at this section  
 NA No data available

SCN Saddle cloth number  
 DNF Did not finish  
 DNT Did not track

data processed by TRIPLESDATA



Horse/Jockey Name	Bonny Ezra
Final Rank	1
Fastest Section Time (Section)	0:11.89 (400m)
Top Speed [km/h] (Section)	62.1 (2200m)
Race State	Finished



Sunshine Coast QLD Professional

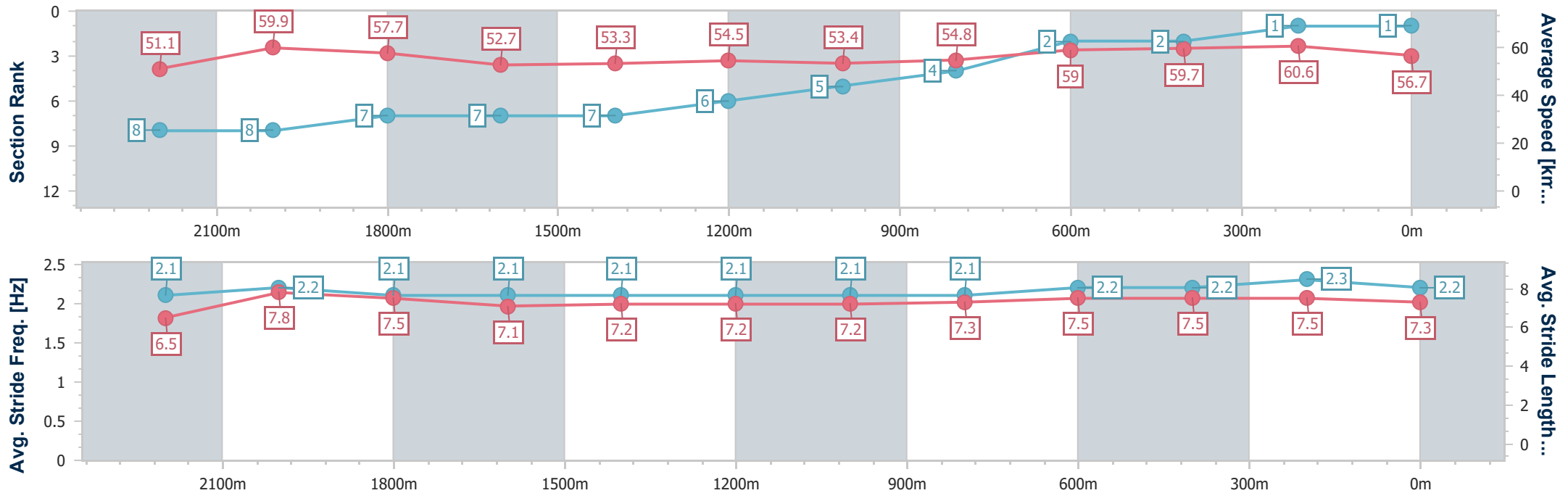
Race 2: PFD FOODSERVICES GOLD COAST CUP - 2400m



11 May 2024 - 13:08

Track Rating: Heavy 10, Weather: Overcast, Rail Position: True

Section	Overall	2200m	2000m	1800m	1600m	1400m	1200m	1000m	800m	600m	400m	200m
Section Times	2:36.08 [1] (0:14.13)	2:21.95 [8] (0:12.01)	2:09.94 [8] (0:12.49)	1:57.45 [7] (0:13.80)	1:43.65 [7] (0:13.75)	1:29.90 [7] (0:13.39)	1:16.51 [6] (0:13.54)	1:02.97 [5] (0:13.26)	0:49.71 [4] (0:12.60)	0:37.11 [2] (0:12.52)	0:24.59 [2] (0:11.89)	0:12.70 [1] (0:12.70)
Average Speed [km/h]	51.1	59.9	57.7	52.7	53.3	54.5	53.4	54.8	59.0	59.7	60.6	56.7
Top Speed [km/h]	61.7	62.1	58.2	55.5	54.8	56.7	54.7	57.6	60.5	60.8	61.4	59.4
Avg. Dist. to Rail [m]	6.7	3.5	0.9	1.8	4.8	6.0	5.5	3.7	4.7	6.8	10.3	8.1
Avg. Stride Freq. [Hz]	2.1	2.2	2.1	2.1	2.1	2.1	2.1	2.1	2.2	2.2	2.3	2.2
Avg. Stride Length [m]	6.5	7.8	7.5	7.1	7.2	7.2	7.2	7.3	7.5	7.5	7.5	7.3



- [ ] Ranking at each section and finish
- .-.- No data available at this section
- NA No data available



Horse/Jockey Name	Tapildoodleo
Final Rank	2
Fastest Section Time (Section)	0:11.75 (400m)
Top Speed [km/h] (Section)	62.2 (400m)
Race State	Finished



Sunshine Coast QLD Professional

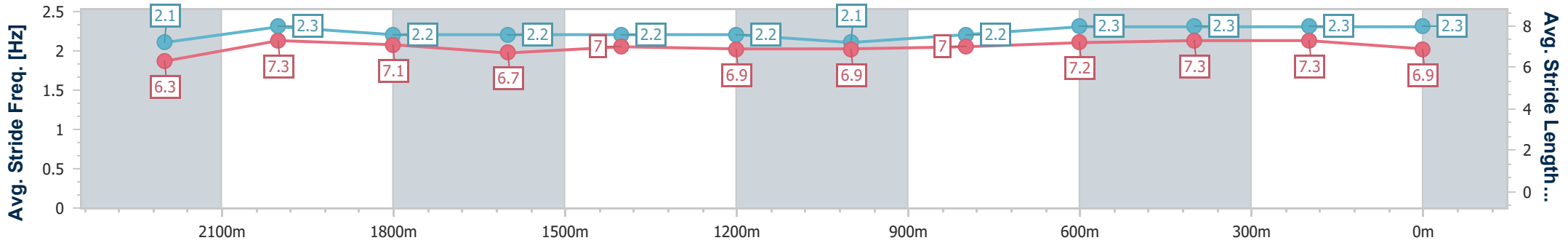
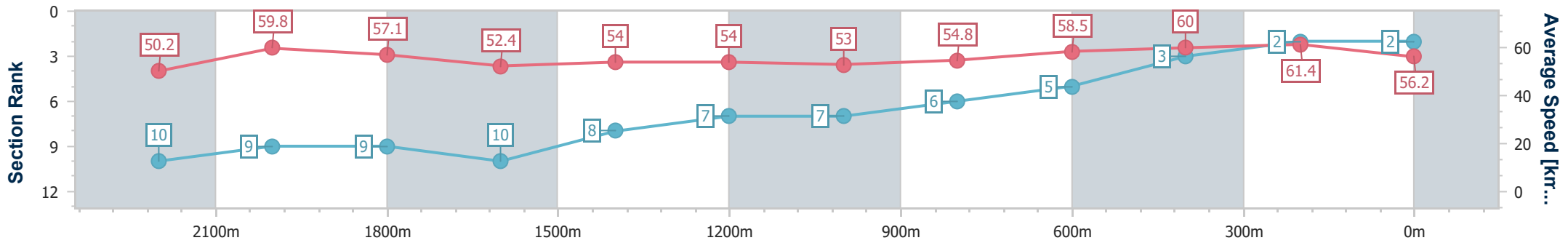
Race 2: PFD FOODSERVICES GOLD COAST CUP - 2400m



11 May 2024 - 13:08

Track Rating: Heavy 10, Weather: Overcast, Rail Position: True

Section	Overall	2200m	2000m	1800m	1600m	1400m	1200m	1000m	800m	600m	400m	200m
Section Times	2:36.34 [2] (0:14.33)	2:22.01 [10] (0:12.08)	2:09.93 [9] (0:12.62)	1:57.31 [9] (0:13.79)	1:43.52 [10] (0:13.54)	1:29.98 [8] (0:13.43)	1:16.55 [7] (0:13.69)	1:02.86 [7] (0:13.22)	0:49.64 [6] (0:12.60)	0:37.04 [5] (0:12.51)	0:24.53 [3] (0:11.75)	0:12.78 [2] (0:12.78)
Average Speed [km/h]	50.2	59.8	57.1	52.4	54.0	54.0	53.0	54.8	58.5	60.0	61.4	56.2
Top Speed [km/h]	61.0	61.0	59.0	56.0	56.1	56.1	54.5	57.4	60.3	61.2	62.2	60.5
Avg. Dist. to Rail [m]	11.8	4.5	1.4	0.9	4.2	4.9	4.4	2.5	3.7	7.3	11.0	12.1
Avg. Stride Freq. [Hz]	2.1	2.3	2.2	2.2	2.2	2.2	2.1	2.2	2.3	2.3	2.3	2.3
Avg. Stride Length [m]	6.3	7.3	7.1	6.7	7.0	6.9	6.9	7.0	7.2	7.3	7.3	6.9



- [ ] Ranking at each section and finish
- .-.- No data available at this section
- NA No data available



Horse/Jockey Name	Bois D'argent
Final Rank	3
Fastest Section Time (Section)	0:11.69 (2200m)
Top Speed [km/h] (Section)	64.4 (Overall)
Race State	Finished



Sunshine Coast QLD Professional

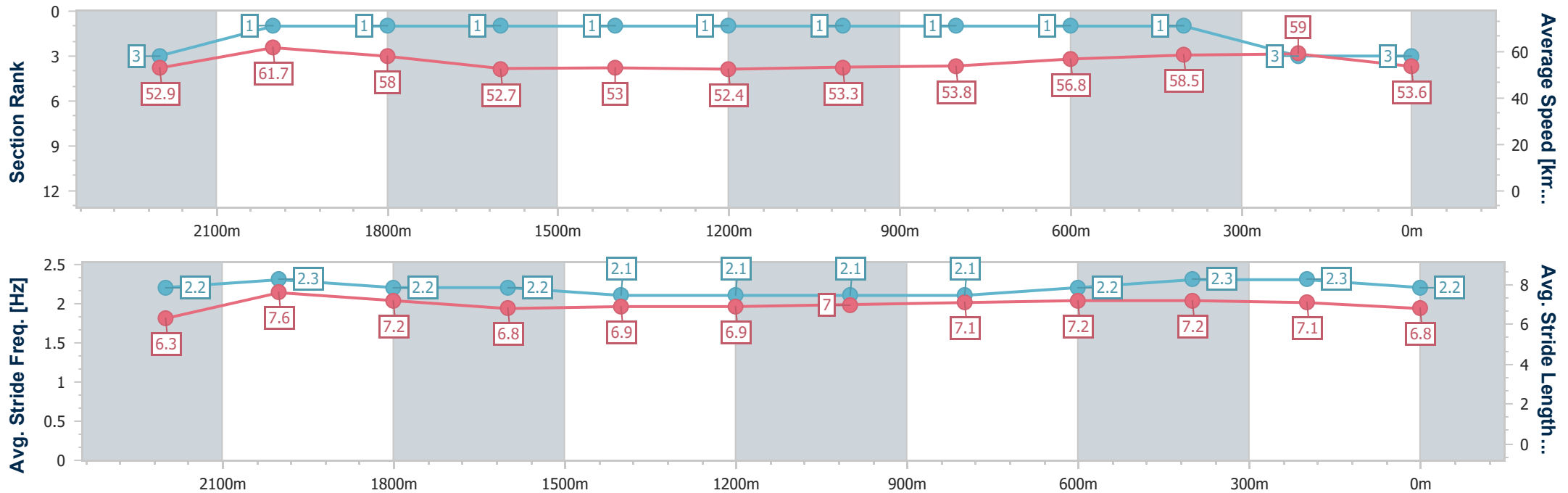
Race 2: PFD FOODSERVICES GOLD COAST CUP - 2400m



11 May 2024 - 13:08

Track Rating: Heavy 10, Weather: Overcast, Rail Position: True

Section	Overall	2200m	2000m	1800m	1600m	1400m	1200m	1000m	800m	600m	400m	200m
Section Times	2:37.05 [3] (0:13.63)	2:23.42 [3] (0:11.69)	2:11.73 [1] (0:12.39)	1:59.34 [1] (0:13.70)	1:45.64 [1] (0:13.63)	1:32.01 [1] (0:13.81)	1:18.20 [1] (0:13.57)	1:04.63 [1] (0:13.43)	0:51.20 [1] (0:12.82)	0:38.38 [1] (0:12.72)	0:25.66 [1] (0:12.22)	0:13.44 [3] (0:13.44)
Average Speed [km/h]	52.9	61.7	58.0	52.7	53.0	52.4	53.3	53.8	56.8	58.5	59.0	53.6
Top Speed [km/h]	64.4	64.1	59.3	55.3	54.5	53.3	54.2	54.7	58.2	59.6	60.9	56.7
Avg. Dist. to Rail [m]	12.7	5.8	1.1	0.9	1.6	2.0	2.2	1.5	2.2	5.6	9.0	7.4
Avg. Stride Freq. [Hz]	2.2	2.3	2.2	2.2	2.1	2.1	2.1	2.1	2.2	2.3	2.3	2.2
Avg. Stride Length [m]	6.3	7.6	7.2	6.8	6.9	6.9	7.0	7.1	7.2	7.2	7.1	6.8



- [ ] Ranking at each section and finish
- .-.- No data available at this section
- NA No data available





Horse/Jockey Name	Red Wave
Final Rank	4
Fastest Section Time (Section)	0:11.79 (2200m)
Top Speed [km/h] (Section)	63.0 (Overall)
Race State	Finished



Sunshine Coast QLD Professional

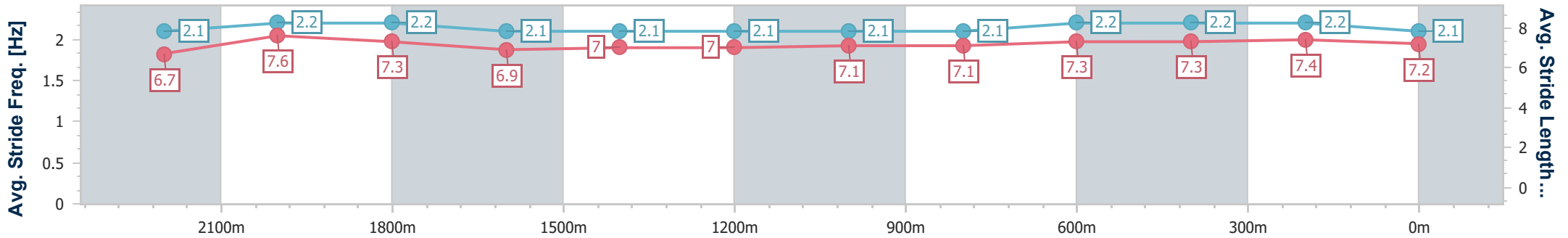
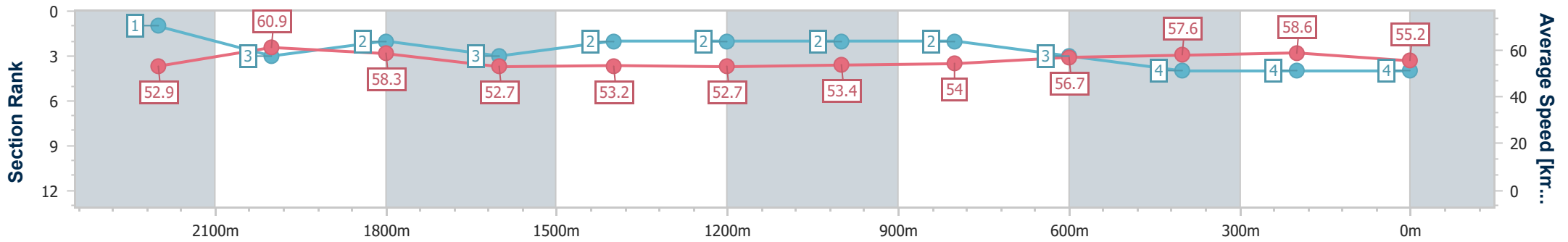
Race 2: PFD FOODSERVICES GOLD COAST CUP - 2400m



11 May 2024 - 13:08

Track Rating: Heavy 10, Weather: Overcast, Rail Position: True

Section	Overall	2200m	2000m	1800m	1600m	1400m	1200m	1000m	800m	600m	400m	200m
Section Times	2:37.25 [4] (0:13.60)	2:23.65 [1] (0:11.79)	2:11.86 [3] (0:12.44)	1:59.42 [2] (0:13.89)	1:45.53 [3] (0:13.73)	1:31.80 [2] (0:13.70)	1:18.10 [2] (0:13.58)	1:04.52 [2] (0:13.41)	0:51.11 [2] (0:12.85)	0:38.26 [3] (0:12.94)	0:25.32 [4] (0:12.30)	0:13.02 [4] (0:13.02)
Average Speed [km/h]	52.9	60.9	58.3	52.7	53.2	52.7	53.4	54.0	56.7	57.6	58.6	55.2
Top Speed [km/h]	63.0	62.9	60.0	55.3	54.1	53.8	54.1	56.0	57.7	58.7	59.6	57.1
Avg. Dist. to Rail [m]	9.6	4.2	2.2	2.8	3.0	2.4	3.0	2.6	2.6	5.6	9.8	10.5
Avg. Stride Freq. [Hz]	2.1	2.2	2.2	2.1	2.1	2.1	2.1	2.1	2.2	2.2	2.2	2.1
Avg. Stride Length [m]	6.7	7.6	7.3	6.9	7.0	7.0	7.1	7.1	7.3	7.3	7.4	7.2



- [ ] Ranking at each section and finish
- .-.- No data available at this section
- NA No data available



Horse/Jockey Name	Tappy's Lad
Final Rank	5
Fastest Section Time (Section)	0:11.93 (2200m)
Top Speed [km/h] (Section)	62.2 (2200m)
Race State	Finished



Sunshine Coast QLD Professional

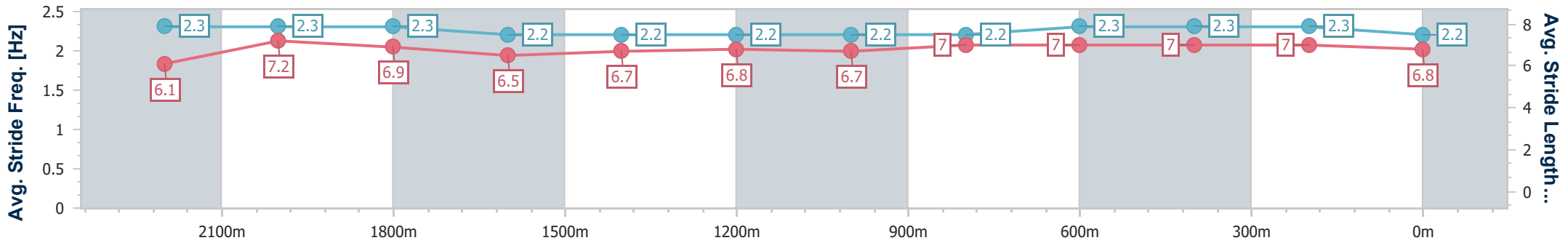
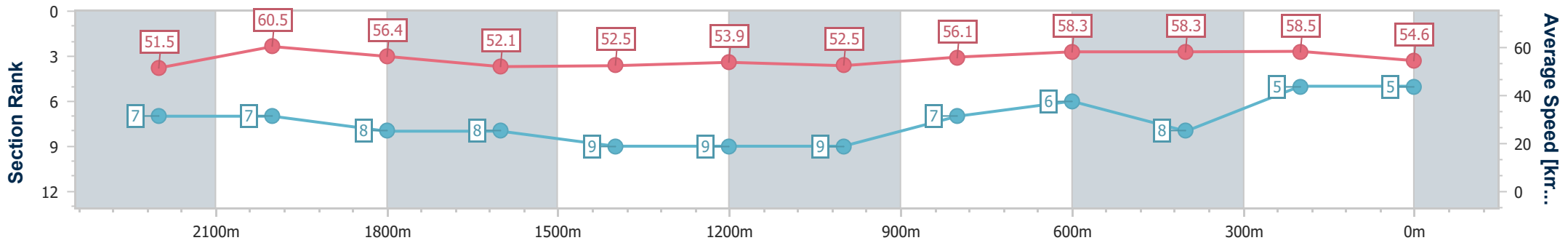
Race 2: PFD FOODSERVICES GOLD COAST CUP - 2400m



11 May 2024 - 13:08

Track Rating: Heavy 10, Weather: Overcast, Rail Position: True

Section	Overall	2200m	2000m	1800m	1600m	1400m	1200m	1000m	800m	600m	400m	200m
Section Times	2:37.96 [5] (0:14.01)	2:23.95 [7] (0:11.93)	2:12.02 [7] (0:12.77)	1:59.25 [8] (0:13.96)	1:45.29 [8] (0:13.84)	1:31.45 [9] (0:13.48)	1:17.97 [9] (0:13.71)	1:04.26 [9] (0:13.00)	0:51.26 [7] (0:12.75)	0:38.51 [6] (0:13.00)	0:25.51 [8] (0:12.34)	0:13.17 [5] (0:13.17)
Average Speed [km/h]	51.5	60.5	56.4	52.1	52.5	53.9	52.5	56.1	58.3	58.3	58.5	54.6
Top Speed [km/h]	62.0	62.2	57.9	54.1	54.7	56.0	54.7	57.3	59.7	59.1	59.4	56.6
Avg. Dist. to Rail [m]	7.7	4.3	1.1	1.8	2.8	3.3	3.4	4.5	5.3	8.6	12.6	12.5
Avg. Stride Freq. [Hz]	2.3	2.3	2.3	2.2	2.2	2.2	2.2	2.2	2.3	2.3	2.3	2.2
Avg. Stride Length [m]	6.1	7.2	6.9	6.5	6.7	6.8	6.7	7.0	7.0	7.0	7.0	6.8



- [ ] Ranking at each section and finish
- .-.- No data available at this section
- NA No data available



Horse/Jockey Name	Contribution
Final Rank	6
Fastest Section Time (Section)	0:12.33 (2200m)
Top Speed [km/h] (Section)	60.8 (600m)
Race State	Finished



Sunshine Coast QLD Professional

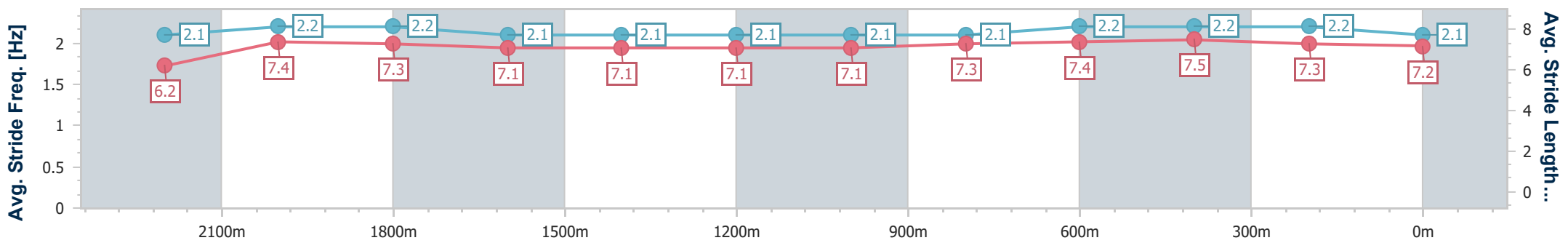
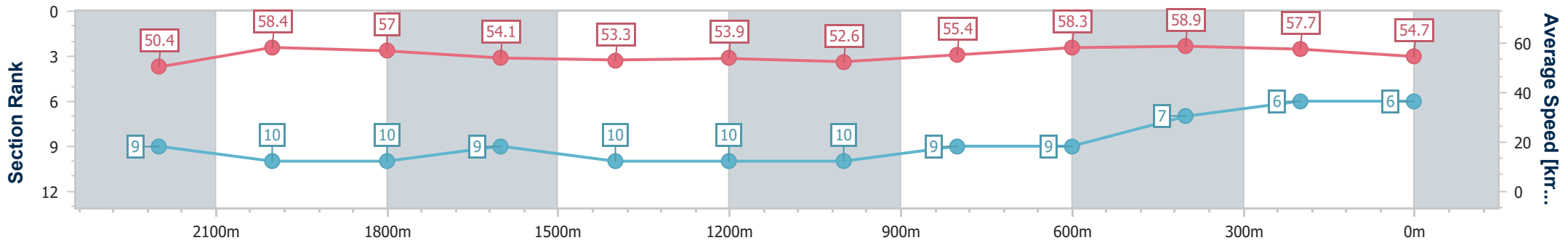
Race 2: PFD FOODSERVICES GOLD COAST CUP - 2400m



11 May 2024 - 13:08

Track Rating: Heavy 10, Weather: Overcast, Rail Position: True

Section	Overall	2200m	2000m	1800m	1600m	1400m	1200m	1000m	800m	600m	400m	200m
Section Times	2:37.99 [6] (0:14.30)	2:23.69 [9] (0:12.33)	2:11.36 [10] (0:12.64)	1:58.72 [10] (0:13.51)	1:45.21 [9] (0:13.73)	1:31.48 [10] (0:13.52)	1:17.96 [10] (0:13.73)	1:04.23 [10] (0:13.13)	0:51.10 [9] (0:12.68)	0:38.42 [9] (0:12.78)	0:25.64 [7] (0:12.47)	0:13.17 [6] (0:13.17)
Average Speed [km/h]	50.4	58.4	57.0	54.1	53.3	53.9	52.6	55.4	58.3	58.9	57.7	54.7
Top Speed [km/h]	59.8	60.0	58.3	57.4	55.6	55.0	54.6	56.8	59.3	60.8	59.2	56.8
Avg. Dist. to Rail [m]	12.4	4.3	1.3	2.2	5.2	5.0	4.2	4.0	4.8	7.5	10.5	9.8
Avg. Stride Freq. [Hz]	2.1	2.2	2.2	2.1	2.1	2.1	2.1	2.1	2.2	2.2	2.2	2.1
Avg. Stride Length [m]	6.2	7.4	7.3	7.1	7.1	7.1	7.1	7.3	7.4	7.5	7.3	7.2



- [ ] Ranking at each section and finish
- .-.- No data available at this section
- NA No data available



Horse/Jockey Name	Bak Da Man
Final Rank	7
Fastest Section Time (Section)	0:11.95 (2200m)
Top Speed [km/h] (Section)	63.1 (2200m)
Race State	Finished



Sunshine Coast QLD Professional

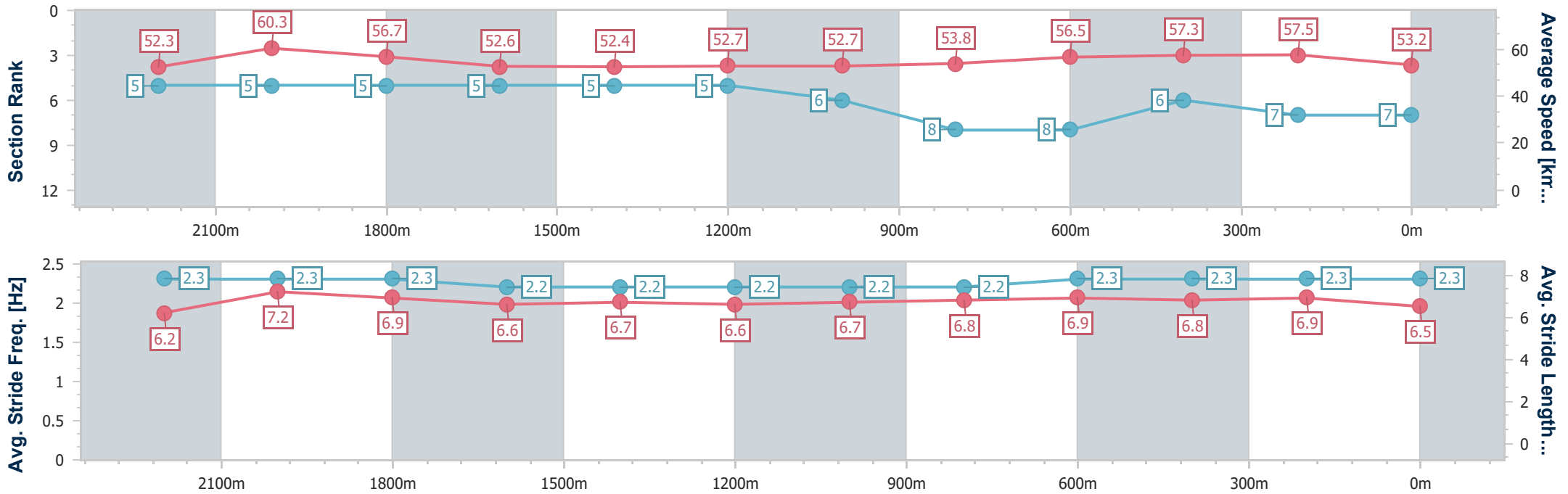
Race 2: PFD FOODSERVICES GOLD COAST CUP - 2400m



11 May 2024 - 13:08

Track Rating: Heavy 10, Weather: Overcast, Rail Position: True

Section	Overall	2200m	2000m	1800m	1600m	1400m	1200m	1000m	800m	600m	400m	200m
Section Times	2:38.38 [7] (0:13.77)	2:24.61 [5] (0:11.95)	2:12.66 [5] (0:12.67)	1:59.99 [5] (0:13.64)	1:46.35 [5] (0:13.81)	1:32.54 [5] (0:13.69)	1:18.85 [5] (0:13.71)	1:05.14 [6] (0:13.48)	0:51.66 [8] (0:12.84)	0:38.82 [8] (0:12.79)	0:26.03 [6] (0:12.54)	0:13.49 [7] (0:13.49)
Average Speed [km/h]	52.3	60.3	56.7	52.6	52.4	52.7	52.7	53.8	56.5	57.3	57.5	53.2
Top Speed [km/h]	62.3	63.1	58.9	54.8	53.6	53.5	53.4	54.8	58.6	58.2	58.0	57.4
Avg. Dist. to Rail [m]	6.4	3.5	1.0	0.8	1.5	2.0	2.5	2.0	1.9	2.6	7.0	8.3
Avg. Stride Freq. [Hz]	2.3	2.3	2.3	2.2	2.2	2.2	2.2	2.2	2.3	2.3	2.3	2.3
Avg. Stride Length [m]	6.2	7.2	6.9	6.6	6.7	6.6	6.7	6.8	6.9	6.8	6.9	6.5



- [ ] Ranking at each section and finish
- .-.- No data available at this section
- NA No data available



Horse/Jockey Name	Giddy Gan's Joy
Final Rank	8
Fastest Section Time (Section)	0:12.04 (2200m)
Top Speed [km/h] (Section)	61.4 (2200m)
Race State	Finished



Sunshine Coast QLD Professional

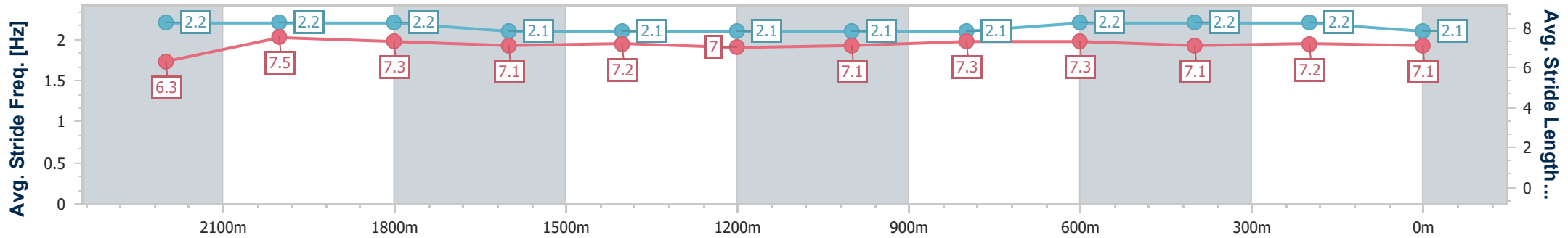
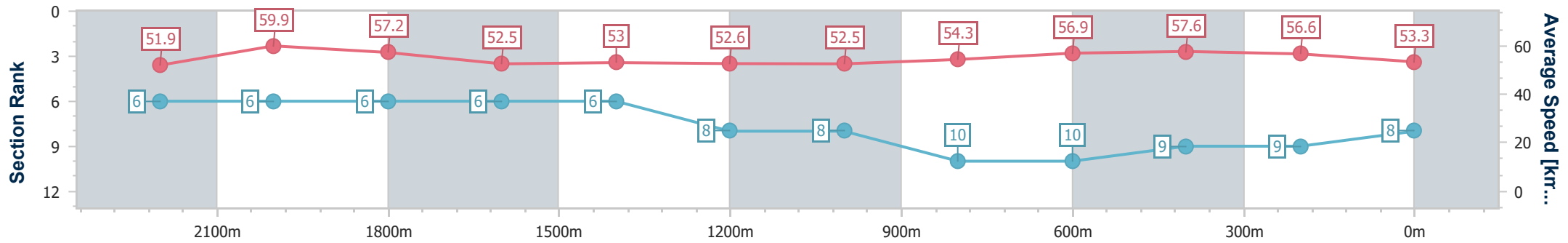
Race 2: PFD FOODSERVICES GOLD COAST CUP - 2400m



11 May 2024 - 13:08

Track Rating: Heavy 10, Weather: Overcast, Rail Position: True

Section	Overall	2200m	2000m	1800m	1600m	1400m	1200m	1000m	800m	600m	400m	200m
Section Times	2:38.70 [8] (0:13.85)	2:24.85 [6] (0:12.04)	2:12.81 [6] (0:12.62)	2:00.19 [6] (0:13.81)	1:46.38 [6] (0:13.77)	1:32.61 [6] (0:13.76)	1:18.85 [8] (0:13.75)	1:05.10 [8] (0:13.34)	0:51.76 [10] (0:12.85)	0:38.91 [10] (0:12.72)	0:26.19 [9] (0:12.69)	0:13.50 [9] (0:13.50)
Average Speed [km/h]	51.9	59.9	57.2	52.5	53.0	52.6	52.5	54.3	56.9	57.6	56.6	53.3
Top Speed [km/h]	60.7	61.4	58.9	54.2	54.5	53.8	53.6	55.2	58.4	58.7	57.3	56.0
Avg. Dist. to Rail [m]	10.2	5.3	2.0	1.5	3.1	3.5	3.4	3.1	2.8	2.4	5.0	6.0
Avg. Stride Freq. [Hz]	2.2	2.2	2.2	2.1	2.1	2.1	2.1	2.1	2.2	2.2	2.2	2.1
Avg. Stride Length [m]	6.3	7.5	7.3	7.1	7.2	7.0	7.1	7.3	7.3	7.1	7.2	7.1



- [ ] Ranking at each section and finish
- .-.- No data available at this section
- NA No data available



Horse/Jockey Name	Rattle And Hum
Final Rank	9
Fastest Section Time (Section)	0:11.68 (2200m)
Top Speed [km/h] (Section)	64.9 (Overall)
Race State	Finished



Sunshine Coast QLD Professional

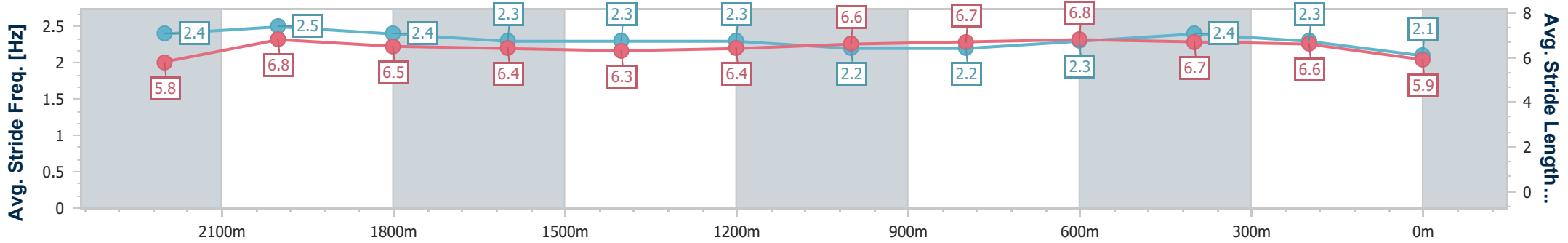
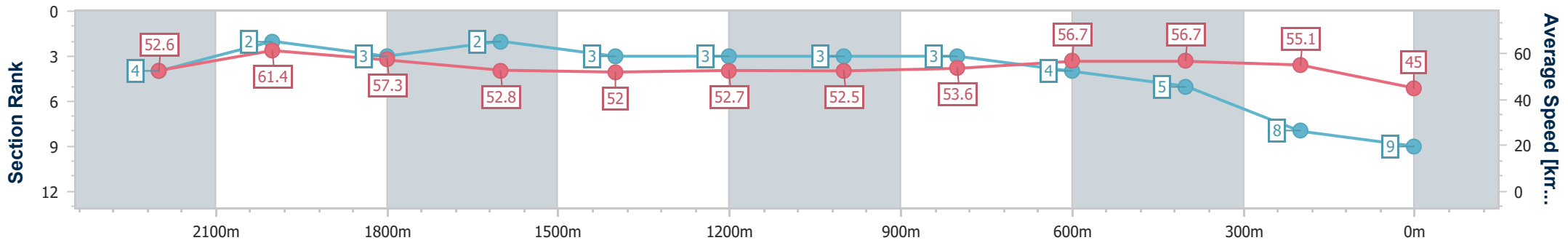
Race 2: PFD FOODSERVICES GOLD COAST CUP - 2400m



11 May 2024 - 13:08

Track Rating: Heavy 10, Weather: Overcast, Rail Position: True

Section	Overall	2200m	2000m	1800m	1600m	1400m	1200m	1000m	800m	600m	400m	200m
Section Times	2:41.10 [9] (0:13.69)	2:27.41 [4] (0:11.68)	2:15.73 [2] (0:12.59)	2:03.14 [3] (0:13.69)	1:49.45 [2] (0:13.90)	1:35.55 [3] (0:13.66)	1:21.89 [3] (0:13.68)	1:08.21 [3] (0:13.38)	0:54.83 [3] (0:12.72)	0:42.11 [4] (0:13.10)	0:29.01 [5] (0:13.06)	0:15.95 [8] (0:15.95)
Average Speed [km/h]	52.6	61.4	57.3	52.8	52.0	52.7	52.5	53.6	56.7	56.7	55.1	45.0
Top Speed [km/h]	64.9	63.9	59.0	54.6	53.1	53.7	54.2	54.4	58.1	59.0	56.7	52.3
Avg. Dist. to Rail [m]	4.2	2.7	0.8	0.7	0.4	0.3	0.3	0.9	0.9	4.9	8.2	8.5
Avg. Stride Freq. [Hz]	2.4	2.5	2.4	2.3	2.3	2.3	2.2	2.2	2.3	2.4	2.3	2.1
Avg. Stride Length [m]	5.8	6.8	6.5	6.4	6.3	6.4	6.6	6.7	6.8	6.7	6.6	5.9



- [ ] Ranking at each section and finish
- .-.- No data available at this section
- NA No data available



Horse/Jockey Name	Rhodes
Final Rank	10
Fastest Section Time (Section)	0:11.88 (2200m)
Top Speed [km/h] (Section)	64.2 (2200m)
Race State	Finished



Sunshine Coast QLD Professional

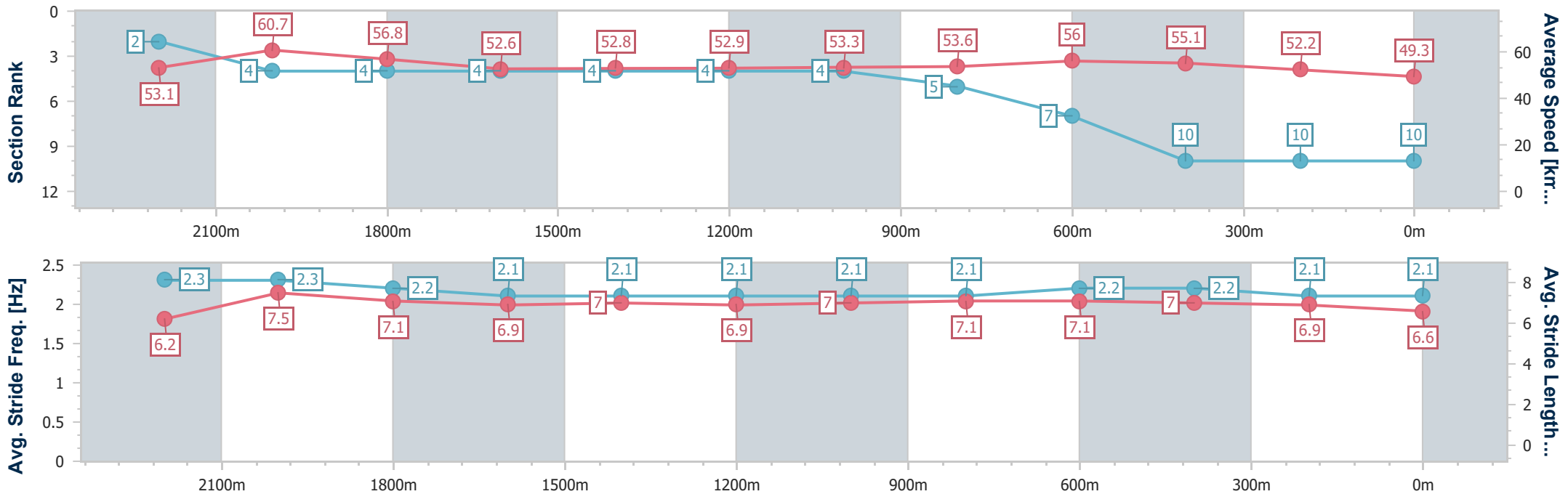
Race 2: PFD FOODSERVICES GOLD COAST CUP - 2400m



11 May 2024 - 13:08

Track Rating: Heavy 10, Weather: Overcast, Rail Position: True

Section	Overall	2200m	2000m	1800m	1600m	1400m	1200m	1000m	800m	600m	400m	200m
Section Times	2:41.27 [10] (0:13.61)	2:27.66 [2] (0:11.88)	2:15.78 [4] (0:12.67)	2:03.11 [4] (0:13.76)	1:49.35 [4] (0:13.83)	1:35.52 [4] (0:13.68)	1:21.84 [4] (0:13.57)	1:08.27 [4] (0:13.51)	0:54.76 [5] (0:12.95)	0:41.81 [7] (0:13.38)	0:28.43 [10] (0:13.83)	0:14.60 [10] (0:14.60)
Average Speed [km/h]	53.1	60.7	56.8	52.6	52.8	52.9	53.3	53.6	56.0	55.1	52.2	49.3
Top Speed [km/h]	63.8	64.2	59.6	54.3	53.6	54.4	54.3	54.6	57.9	57.6	52.8	52.9
Avg. Dist. to Rail [m]	7.9	3.5	1.0	1.2	3.4	3.6	3.3	1.8	1.7	3.8	7.4	6.9
Avg. Stride Freq. [Hz]	2.3	2.3	2.2	2.1	2.1	2.1	2.1	2.1	2.2	2.2	2.1	2.1
Avg. Stride Length [m]	6.2	7.5	7.1	6.9	7.0	6.9	7.0	7.1	7.1	7.0	6.9	6.6



- [ ] Ranking at each section and finish
- .-.- No data available at this section
- NA No data available



# Sunshine Coast QLD Professional

## Race 3: ATTWOOD MARSHALL LAWYERS SILK STOCKING - 1400m

11 May 2024 - 13:44



Track Rating: Heavy 10, Weather: Fine, Rail Position: True

Section												Last 600m	
Field Times												0:36.58	
					Overall	1200m	1000m	800m	600m	400m			
					1:26.32 (0:13.18)	1:13.14 (0:11.53)	1:01.61 (0:12.26)	0:49.35 (0:12.77)	0:36.58 (0:12.26)	0:24.32 (0:11.82)			
Rank	TAB	Horse/Jockey	Barrier	Top Speed [km/h]	Fastest Section							Distance Travelled [m]	
1	1	THALASSOPHILE James McDonald	1	63.6 400m	0:11.57 400m	1:26.32 [1] (0:13.71)	1:12.61 [10] (0:11.70)	1:00.91 [8] (0:12.13)	0:48.78 [8] (0:12.58)	0:36.20 [8] (0:12.41)	0:23.79 [8] (0:11.57)	0:36.20	
2	15	POETIC DRAMA Cejay Graham	18	62.7 400m	0:11.64 400m	1:26.60 [2] (0:14.08)	1:12.52 [14] (0:11.78)	1:00.74 [14] (0:12.08)	0:48.66 [14] (0:12.45)	0:36.21 [12] (0:12.27)	0:23.94 [11] (0:11.64)	0:36.21	-4
3	3	PRINCESS RHAENYS Vlad Duric	3	63.9 400m	0:11.53 400m	1:26.61 [3] (0:13.65)	1:12.96 [9] (0:11.80)	1:01.16 [10] (0:12.21)	0:48.95 [10] (0:12.61)	0:36.34 [10] (0:12.46)	0:23.88 [13] (0:11.53)	0:36.34	+4
4	16	RENOUF Jake Bayliss	15	63.3 400m	0:11.56 400m	1:26.68 [4] (0:13.73)	1:12.95 [11] (0:11.87)	1:01.08 [12] (0:12.30)	0:48.78 [13] (0:12.49)	0:36.29 [11] (0:12.34)	0:23.95 [14] (0:11.56)	0:36.29	+3
5	8	RUSSIAN WARRIOR Sean Cormack	4	63.4 400m	0:11.68 1200m	1:26.85 [5] (0:13.43)	1:13.42 [3] (0:11.68)	1:01.74 [5] (0:12.30)	0:49.44 [5] (0:12.59)	0:36.85 [4] (0:12.20)	0:24.65 [3] (0:11.69)	0:36.85	+0
6	10	SONORA Damien Thornton	13	64.8 Overall	0:11.39 1200m	1:26.87 [6] (0:13.32)	1:13.55 [2] (0:11.39)	1:02.16 [1] (0:12.26)	0:49.90 [1] (0:12.77)	0:37.13 [1] (0:12.26)	0:24.87 [1] (0:11.82)	0:37.13	+9
7	11	TOJAKI Robbie Dolan	7	62.9 400m	0:11.68 400m	1:27.11 [7] (0:13.53)	1:13.58 [7] (0:11.76)	1:01.82 [7] (0:12.25)	0:49.57 [7] (0:12.57)	0:37.00 [7] (0:12.27)	0:24.73 [5] (0:11.68)	0:37.00	+4
8	14	STAR OF CHAOS Angela Jones	11	64.2 1200m	0:11.54 1200m	1:27.13 [8] (0:13.18)	1:13.95 [1] (0:11.54)	1:02.41 [2] (0:12.34)	0:50.07 [2] (0:12.69)	0:37.38 [2] (0:12.42)	0:24.96 [2] (0:11.86)	0:37.38	-2
9	7	QUEENMAKER John Allen	5	64.0 400m	0:11.60 1200m	1:27.18 [9] (0:13.51)	1:13.67 [5] (0:11.60)	1:02.07 [4] (0:12.23)	0:49.84 [4] (0:12.74)	0:37.10 [6] (0:12.45)	0:24.65 [7] (0:11.74)	0:37.10	+8
10	13	GOLDEEL Ron Stewart	14	65.2 1200m	0:11.55 1200m	1:27.26 [10] (0:13.52)	1:13.74 [6] (0:11.55)	1:02.19 [3] (0:12.36)	0:49.83 [6] (0:12.65)	0:37.18 [5] (0:12.38)	0:24.80 [6] (0:11.81)	0:37.18	+5

Scratched: Overriding (#2), London Point (#4), One 'N' Only (#5), Anagain (#18)

[ ] Ranking at each section and finish  
 -:-:- No data available at this section  
 NA No data available

SCN Saddle cloth number  
 DNF Did not finish  
 DNT Did not track





# Sunshine Coast QLD Professional

## Race 3: ATTWOOD MARSHALL LAWYERS SILK STOCKING - 1400m



11 May 2024 - 13:44

Track Rating: Heavy 10, Weather: Fine, Rail Position: True

Section		Overall	1200m	1000m	800m	600m	400m	Last 600m				
Field Times		1:26.32 (0:13.18)	1:13.14 (0:11.53)	1:01.61 (0:12.26)	0:49.35 (0:12.77)	0:36.58 (0:12.26)	0:24.32 (0:11.82)	0:36.58				
Rank	TAB Horse/Jockey	Barrier	Top Speed [km/h]	Fastest Section	Distance Travelled [m]							
11	12 <b>CRAZY TRAIN</b> Kyle Wilson-Taylor	8	63.1 400m	0:11.71 400m	1:27.31 [11] (0:13.81)	1:13.50 [13] (0:11.72)	1:01.78 [11] (0:12.30)	0:49.48 [12] (0:12.63)	0:36.85 [13] (0:12.23)	0:24.62 [12] (0:11.71)	0:36.85	+4
12	6 <b>PARTY FOR ONE</b> Tommy Berry	2	63.5 Overall	0:11.65 1200m	1:27.39 [12] (0:13.47)	1:13.92 [4] (0:11.65)	1:02.27 [6] (0:12.16)	0:50.11 [3] (0:12.63)	0:37.48 [3] (0:12.47)	0:25.01 [4] (0:11.82)	0:37.48	+1
13	17 <b>SEBRING GIRL</b> Samantha Collett	16	63.7 400m	0:11.67 400m	1:27.72 [13] (0:13.63)	1:14.09 [8] (0:11.80)	1:02.29 [9] (0:12.19)	0:50.10 [9] (0:12.63)	0:37.47 [9] (0:12.32)	0:25.15 [9] (0:11.67)	0:37.47	+9
14	9 <b>POWERFUL PEG</b> Jim Byrne	10	64.4 400m	0:11.76 400m	1:28.63 [14] (0:13.81)	1:14.82 [12] (0:11.83)	1:02.99 [13] (0:12.19)	0:50.80 [11] (0:12.74)	0:38.06 [14] (0:12.05)	0:26.01 [10] (0:11.76)	0:38.06	+11

Scratched: Overriding (#2), London Point (#4), One 'N' Only (#5), Anagain (#18)

[ ] Ranking at each section and finish  
 -:-:-:- No data available at this section  
 NA No data available

SCN Saddle cloth number  
 DNF Did not finish  
 DNT Did not track



# Sunshine Coast QLD Professional

## Race 3: ATTWOOD MARSHALL LAWYERS SILK STOCKING - 1400m

11 May 2024 - 13:44



Track Rating: Heavy 10, Weather: Fine, Rail Position: True

Section							200m			Last 600m
Field Times							0:12.50			0:36.58
							(0:12.50)			
Rank	TAB	Horse/Jockey	Barrier	Top Speed [km/h]	Fastest Section	Margin			Distance Travelled [m]	
1	1	<b>THALASSOPHILE</b> James McDonald	1	63.6 400m	0:11.57 400m	0:12.22 [5] (0:12.22)	1:26.32		0:36.20	
2	15	<b>POETIC DRAMA</b> Cejay Graham	18	62.7 400m	0:11.64 400m	0:12.30 [12] (0:12.30)	1.5L		0:36.21 -4	
3	3	<b>PRINCESS RHAENYS</b> Vlad Duric	3	63.9 400m	0:11.53 400m	0:12.35 [8] (0:12.35)	1.6L		0:36.34 +4	
4	16	<b>RENOUF</b> Jake Bayliss	15	63.3 400m	0:11.56 400m	0:12.39 [11] (0:12.39)	1.9L		0:36.29 +3	
5	8	<b>RUSSIAN WARRIOR</b> Sean Cormack	4	63.4 400m	0:11.68 1200m	0:12.96 [2] (0:12.96)	2.9L		0:36.85 +0	
6	10	<b>SONORA</b> Damien Thornton	13	64.8 Overall	0:11.39 1200m	0:13.05 [1] (0:13.05)	3L		0:37.13 +9	
7	11	<b>TOJAKI</b> Robbie Dolan	7	62.9 400m	0:11.68 400m	0:13.05 [4] (0:13.05)	4.3L		0:37.00 +4	
8	14	<b>STAR OF CHAOS</b> Angela Jones	11	64.2 1200m	0:11.54 1200m	0:13.10 [3] (0:13.10)	4.4L		0:37.38 -2	
9	7	<b>QUEENMAKER</b> John Allen	5	64.0 400m	0:11.60 1200m	0:12.91 [10] (0:12.91)	4.6L		0:37.10 +8	
10	13	<b>GOLDEEL</b> Ron Stewart	14	65.2 1200m	0:11.55 1200m	0:12.99 [9] (0:12.99)	5L		0:37.18 +5	

Scratched: Overriding (#2), London Point (#4), One 'N' Only (#5), Anagain (#18)

[ ] Ranking at each section and finish  
 -:-:- No data available at this section  
 NA No data available

SCN Saddle cloth number  
 DNF Did not finish  
 DNT Did not track



**Sunshine Coast QLD Professional**  
**Race 3: ATTWOOD MARSHALL LAWYERS SILK STOCKING - 1400m**  
 11 May 2024 - 13:44



Track Rating: Heavy 10, Weather: Fine, Rail Position: True

Section				200m				Last 600m	
Field Times				0:12.50 (0:12.50)				0:36.58	
Rank	TAB	Horse/Jockey	Barrier	Top Speed [km/h]	Fastest Section	Margin			Distance Travelled [m]
11	12	<b>CRAZY TRAIN</b> Kyle Wilson-Taylor	8	63.1 400m	0:11.71 400m	0:12.91 [14] (0:12.91)	5.2L		0:36.85 +4
12	6	<b>PARTY FOR ONE</b> Tommy Berry	2	63.5 Overall	0:11.65 1200m	0:13.19 [6] (0:13.19)	5.6L		0:37.48 +1
13	17	<b>SEBRING GIRL</b> Samantha Collett	16	63.7 400m	0:11.67 400m	0:13.48 [7] (0:13.48)	7.4L		0:37.47 +9
14	9	<b>POWERFUL PEG</b> Jim Byrne	10	64.4 400m	0:11.76 400m	0:14.25 [13] (0:14.25)	12.7L		0:38.06 +11

Scratched: Overriding (#2), London Point (#4), One 'N' Only (#5), Anagain (#18)

- [ ] Ranking at each section and finish
- :--:- No data available at this section
- NA No data available
- SCN Saddle cloth number
- DNF Did not finish
- DNT Did not track



Horse/Jockey Name	Thalassophile
Final Rank	1
Fastest Section Time (Section)	0:11.57 (400m)
Top Speed [km/h] (Section)	63.6 (400m)
Race State	Finished



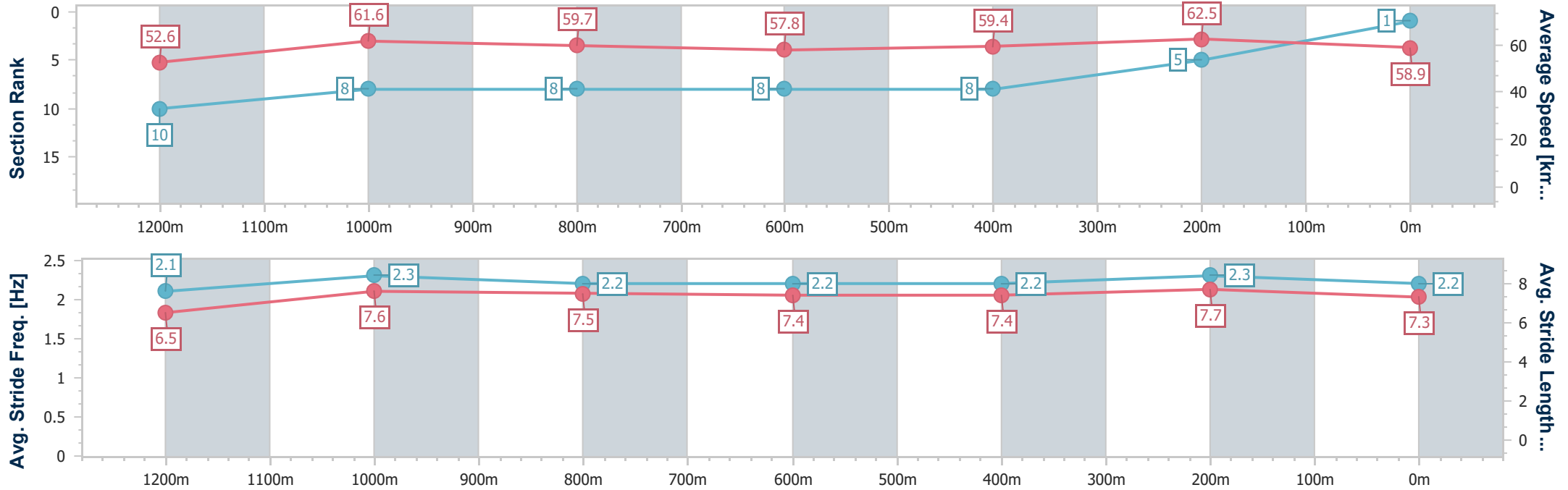
Sunshine Coast QLD Professional  
Race 3: ATTWOOD MARSHALL LAWYERS SILK STOCKING - 1400m



11 May 2024 - 13:44

Track Rating: Heavy 10, Weather: Fine, Rail Position: True

Section	Overall	1200m	1000m	800m	600m	400m	200m						
Section Times	1:26.32 [1] (0:13.71)	1:12.61 [10] (0:11.70)	1:00.91 [8] (0:12.13)	0:48.78 [8] (0:12.58)	0:36.20 [8] (0:12.41)	0:23.79 [8] (0:11.57)	0:12.22 [5]						
Average Speed [km/h]	52.6	61.6	59.7	57.8	59.4	62.5	58.9						
Top Speed [km/h]	63.2	63.3	61.2	59.3	61.6	63.6	61.0						
Avg. Dist. to Rail [m]	3.0	1.4	1.2	2.0	4.2	10.1	10.0						
Avg. Stride Freq. [Hz]	2.1	2.3	2.2	2.2	2.2	2.3	2.2						
Avg. Stride Length [m]	6.5	7.6	7.5	7.4	7.4	7.7	7.3						



- [ ] Ranking at each section and finish
- .-.- No data available at this section
- NA No data available



Horse/Jockey Name	Poetic Drama
Final Rank	2
Fastest Section Time (Section)	0:11.64 (400m)
Top Speed [km/h] (Section)	62.7 (400m)
Race State	Finished



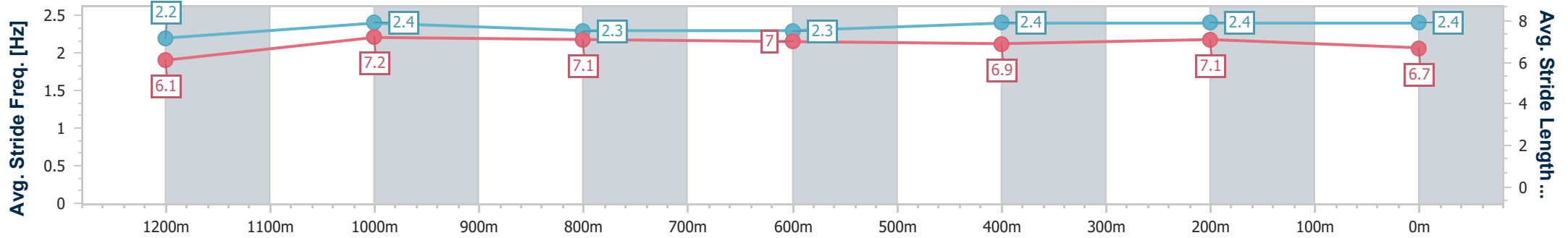
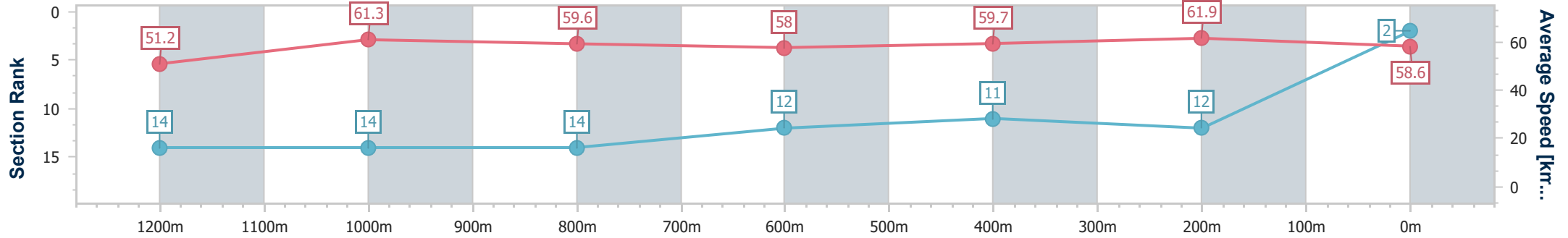
Sunshine Coast QLD Professional  
Race 3: ATTWOOD MARSHALL LAWYERS SILK STOCKING - 1400m



11 May 2024 - 13:44

Track Rating: Heavy 10, Weather: Fine, Rail Position: True

Section	Overall	1200m	1000m	800m	600m	400m	200m
Section Times	1:26.60 [2] (0:14.08)	1:12.52 [14] (0:11.78)	1:00.74 [14] (0:12.08)	0:48.66 [14] (0:12.45)	0:36.21 [12] (0:12.27)	0:23.94 [11] (0:11.64)	0:12.30 [12] (0:12.30)
Average Speed [km/h]	51.2	61.3	59.6	58.0	59.7	61.9	58.6
Top Speed [km/h]	62.5	62.0	61.0	60.3	61.3	62.7	61.3
Avg. Dist. to Rail [m]	14.2	3.2	0.9	0.6	2.7	5.8	4.4
Avg. Stride Freq. [Hz]	2.2	2.4	2.3	2.3	2.4	2.4	2.4
Avg. Stride Length [m]	6.1	7.2	7.1	7.0	6.9	7.1	6.7



- [ ] Ranking at each section and finish
- .-.- No data available at this section
- NA No data available



Horse/Jockey Name	Princess Rhaenys
Final Rank	3
Fastest Section Time (Section)	0:11.53 (400m)
Top Speed [km/h] (Section)	63.9 (400m)
Race State	Finished



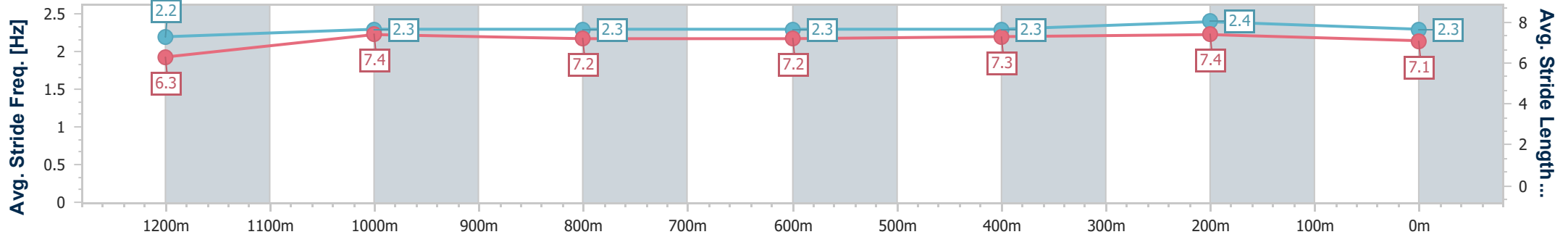
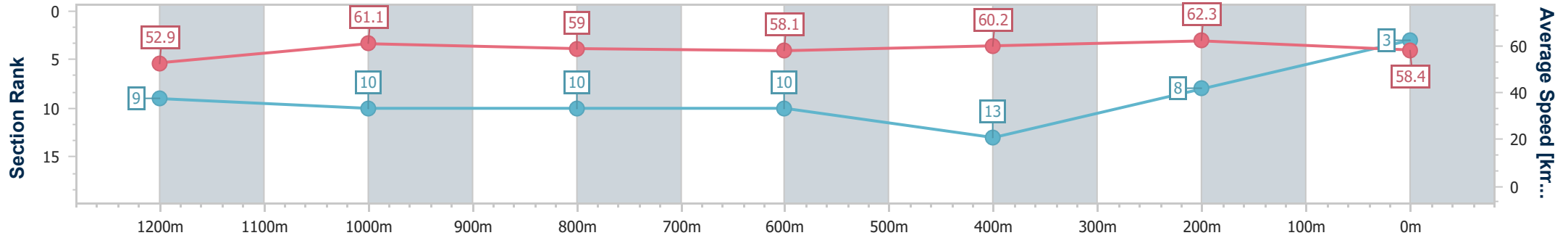
Sunshine Coast QLD Professional  
Race 3: ATTWOOD MARSHALL LAWYERS SILK STOCKING - 1400m



11 May 2024 - 13:44

Track Rating: Heavy 10, Weather: Fine, Rail Position: True

Section	Overall	1200m	1000m	800m	600m	400m	200m
Section Times	1:26.61 [3] (0:13.65)	1:12.96 [9] (0:11.80)	1:01.16 [10] (0:12.21)	0:48.95 [10] (0:12.61)	0:36.34 [10] (0:12.46)	0:23.88 [13] (0:11.53)	0:12.35 [8] (0:12.35)
Average Speed [km/h]	52.9	61.1	59.0	58.1	60.2	62.3	58.4
Top Speed [km/h]	62.7	62.8	61.0	59.4	61.5	63.9	61.3
Avg. Dist. to Rail [m]	5.6	1.0	1.0	2.8	7.0	11.6	10.6
Avg. Stride Freq. [Hz]	2.2	2.3	2.3	2.3	2.3	2.4	2.3
Avg. Stride Length [m]	6.3	7.4	7.2	7.2	7.3	7.4	7.1



- [ ] Ranking at each section and finish
- .-.- No data available at this section
- NA No data available



Horse/Jockey Name	Renouf
Final Rank	4
Fastest Section Time (Section)	0:11.56 (400m)
Top Speed [km/h] (Section)	63.3 (400m)
Race State	Finished



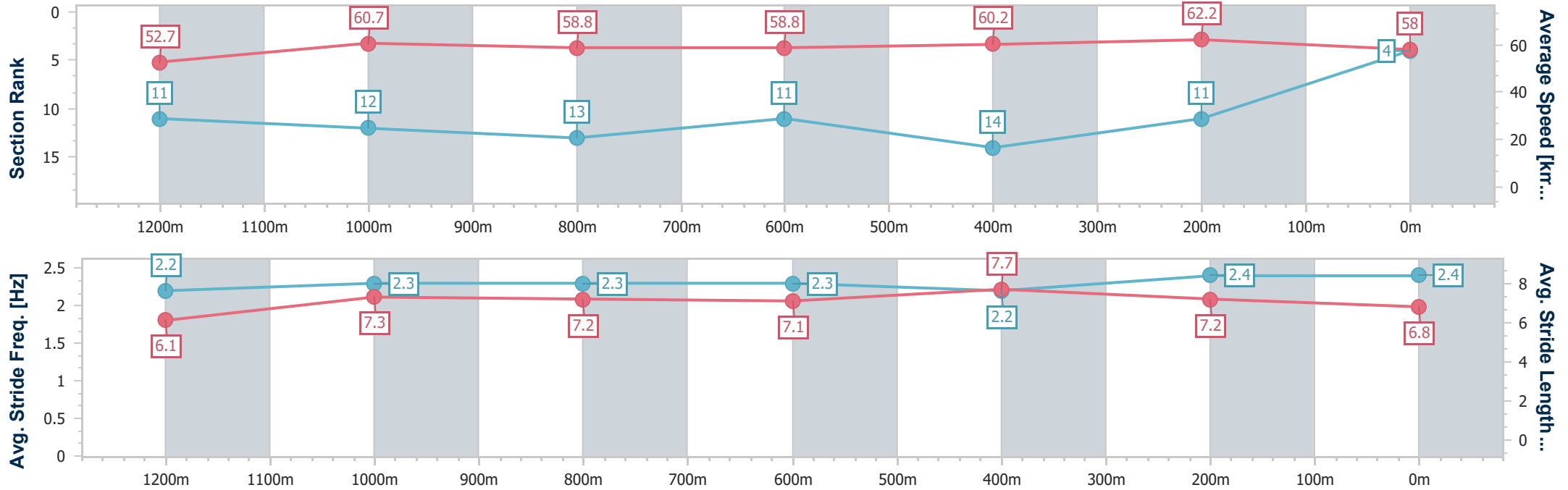
Sunshine Coast QLD Professional  
Race 3: ATTWOOD MARSHALL LAWYERS SILK STOCKING - 1400m



11 May 2024 - 13:44

Track Rating: Heavy 10, Weather: Fine, Rail Position: True

Section	Overall	1200m	1000m	800m	600m	400m	200m
Section Times	1:26.68 [4] (0:13.73)	1:12.95 [11] (0:11.87)	1:01.08 [12] (0:12.30)	0:48.78 [13] (0:12.49)	0:36.29 [11] (0:12.34)	0:23.95 [14] (0:11.56)	0:12.39 [11] (0:12.39)
Average Speed [km/h]	52.7	60.7	58.8	58.8	60.2	62.2	58.0
Top Speed [km/h]	63.2	63.0	60.5	60.9	62.3	63.3	62.3
Avg. Dist. to Rail [m]	11.2	4.0	3.4	3.2	4.7	10.4	12.0
Avg. Stride Freq. [Hz]	2.2	2.3	2.3	2.3	2.2	2.4	2.4
Avg. Stride Length [m]	6.1	7.3	7.2	7.1	7.7	7.2	6.8



- [ ] Ranking at each section and finish
- .-.- No data available at this section
- NA No data available



Horse/Jockey Name	Russian Warrior
Final Rank	5
Fastest Section Time (Section)	0:11.68 (1200m)
Top Speed [km/h] (Section)	63.4 (400m)
Race State	Finished



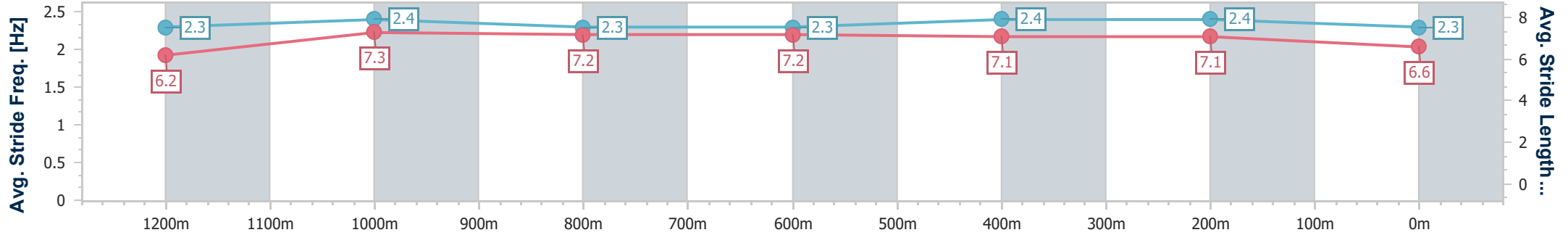
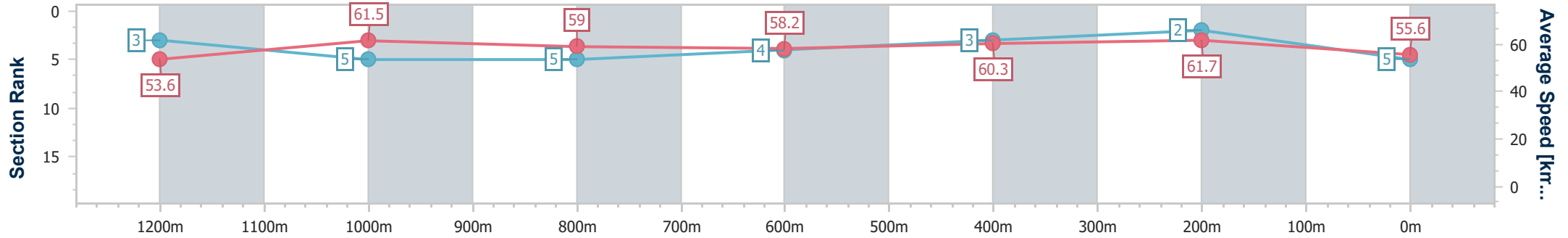
Sunshine Coast QLD Professional  
Race 3: ATTWOOD MARSHALL LAWYERS SILK STOCKING - 1400m



11 May 2024 - 13:44

Track Rating: Heavy 10, Weather: Fine, Rail Position: True

Section	Overall	1200m	1000m	800m	600m	400m	200m
Section Times	1:26.85 [5] (0:13.43)	1:13.42 [3] (0:11.68)	1:01.74 [5] (0:12.30)	0:49.44 [5] (0:12.59)	0:36.85 [4] (0:12.20)	0:24.65 [3] (0:11.69)	0:12.96 [2] (0:12.96)
Average Speed [km/h]	53.6	61.5	59.0	58.2	60.3	61.7	55.6
Top Speed [km/h]	62.7	63.3	60.3	60.1	62.4	63.4	60.0
Avg. Dist. to Rail [m]	7.0	4.3	3.4	2.8	3.7	9.6	12.2
Avg. Stride Freq. [Hz]	2.3	2.4	2.3	2.3	2.4	2.4	2.3
Avg. Stride Length [m]	6.2	7.3	7.2	7.2	7.1	7.1	6.6



- [ ] Ranking at each section and finish
- .-.- No data available at this section
- NA No data available





Horse/Jockey Name	Sonora
Final Rank	6
Fastest Section Time (Section)	0:11.39 (1200m)
Top Speed [km/h] (Section)	64.8 (Overall)
Race State	Finished



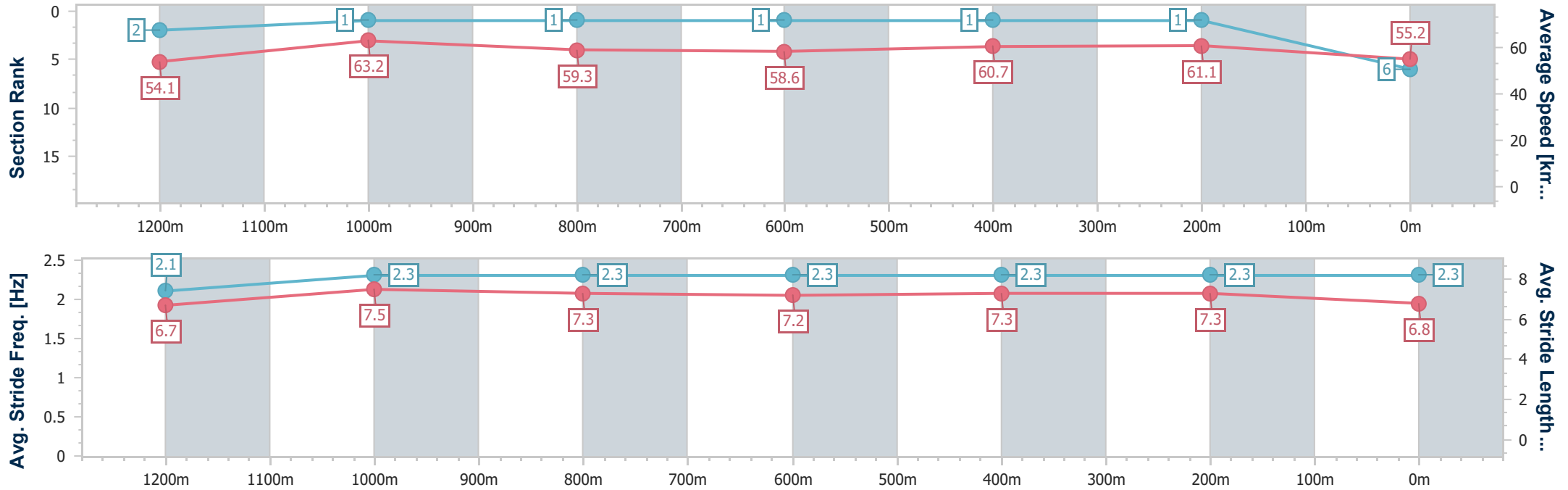
Sunshine Coast QLD Professional  
Race 3: ATTWOOD MARSHALL LAWYERS SILK STOCKING - 1400m



11 May 2024 - 13:44

Track Rating: Heavy 10, Weather: Fine, Rail Position: True

Section	Overall	1200m	1000m	800m	600m	400m	200m
Section Times	1:26.87 [6] (0:13.32)	1:13.55 [2] (0:11.39)	1:02.16 [1] (0:12.26)	0:49.90 [1] (0:12.77)	0:37.13 [1] (0:12.26)	0:24.87 [1] (0:11.82)	0:13.05 [1] (0:13.05)
Average Speed [km/h]	54.1	63.2	59.3	58.6	60.7	61.1	55.2
Top Speed [km/h]	64.8	64.7	62.5	59.4	63.1	63.5	58.6
Avg. Dist. to Rail [m]	13.3	5.6	4.8	6.1	6.2	11.6	14.4
Avg. Stride Freq. [Hz]	2.1	2.3	2.3	2.3	2.3	2.3	2.3
Avg. Stride Length [m]	6.7	7.5	7.3	7.2	7.3	7.3	6.8



- [ ] Ranking at each section and finish
- .-.- No data available at this section
- NA No data available



Horse/Jockey Name	Tojaki
Final Rank	7
Fastest Section Time (Section)	0:11.68 (400m)
Top Speed [km/h] (Section)	62.9 (400m)
Race State	Finished



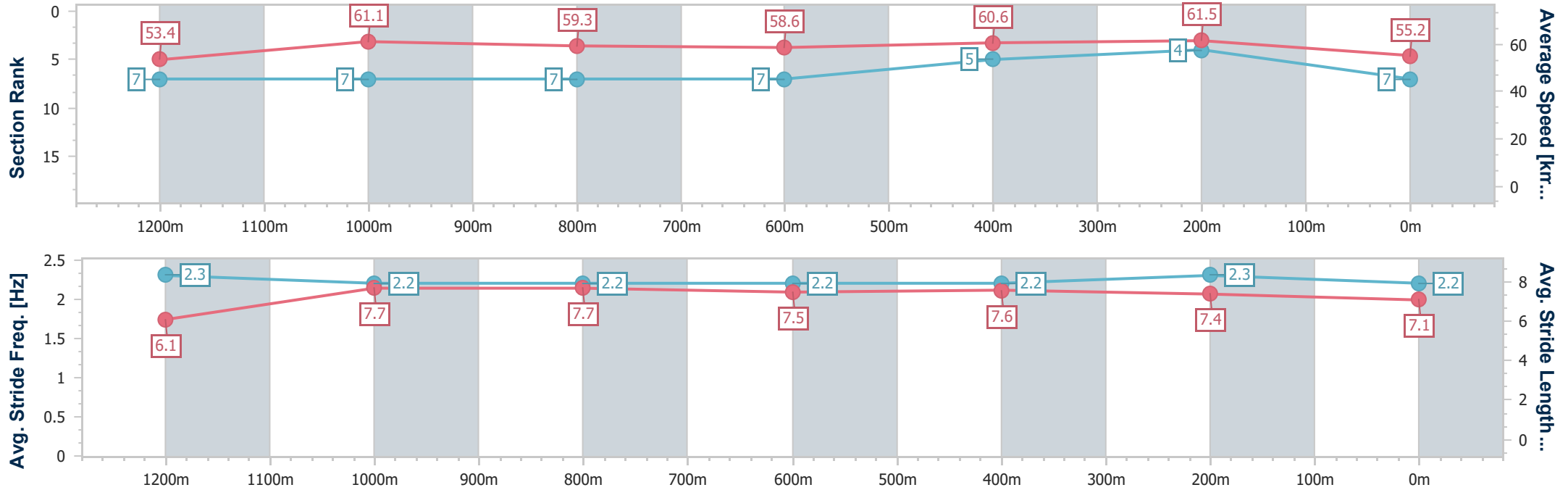
Sunshine Coast QLD Professional  
Race 3: ATTWOOD MARSHALL LAWYERS SILK STOCKING - 1400m



11 May 2024 - 13:44

Track Rating: Heavy 10, Weather: Fine, Rail Position: True

Section	Overall	1200m	1000m	800m	600m	400m	200m							
Section Times	1:27.11 [7] (0:13.53)	1:13.58 [7] (0:11.76)	1:01.82 [7] (0:12.25)	0:49.57 [7] (0:12.57)	0:37.00 [7] (0:12.27)	0:24.73 [5] (0:11.68)	0:13.05 [4] (0:13.05)							
Average Speed [km/h]	53.4	61.1	59.3	58.6	60.6	61.5	55.2							
Top Speed [km/h]	62.8	62.8	60.4	60.3	62.0	62.9	60.2							
Avg. Dist. to Rail [m]	9.7	5.2	4.3	3.6	5.1	12.3	13.9							
Avg. Stride Freq. [Hz]	2.3	2.2	2.2	2.2	2.2	2.3	2.2							
Avg. Stride Length [m]	6.1	7.7	7.7	7.5	7.6	7.4	7.1							



- [ ] Ranking at each section and finish
- .-.- No data available at this section
- NA No data available



Horse/Jockey Name	Star Of Chaos
Final Rank	8
Fastest Section Time (Section)	0:11.54 (1200m)
Top Speed [km/h] (Section)	64.2 (1200m)
Race State	Finished



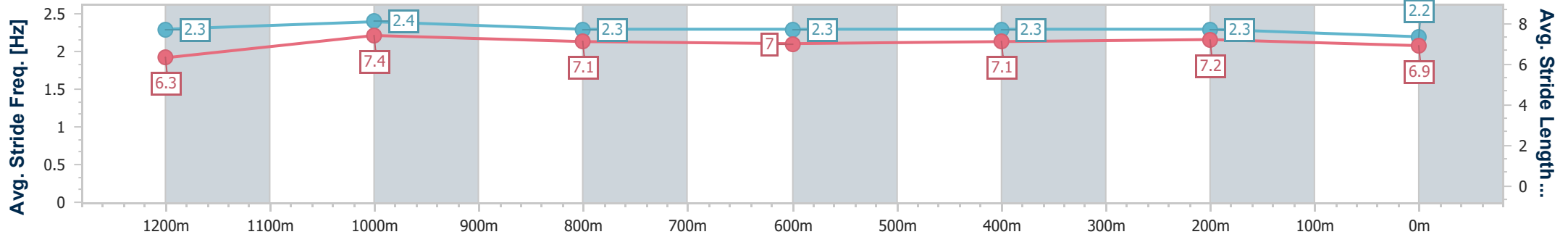
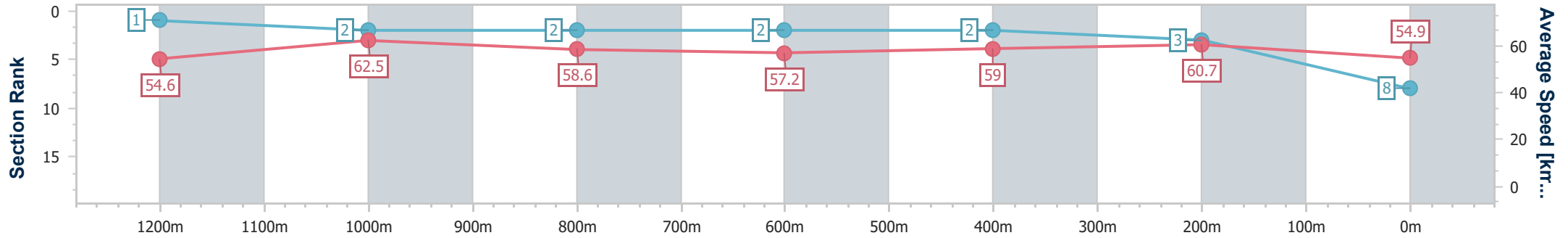
Sunshine Coast QLD Professional  
Race 3: ATTWOOD MARSHALL LAWYERS SILK STOCKING - 1400m



11 May 2024 - 13:44

Track Rating: Heavy 10, Weather: Fine, Rail Position: True

Section	Overall	1200m	1000m	800m	600m	400m	200m
Section Times	1:27.13 [8] (0:13.18)	1:13.95 [1] (0:11.54)	1:02.41 [2] (0:12.34)	0:50.07 [2] (0:12.69)	0:37.38 [2] (0:12.42)	0:24.96 [2] (0:11.86)	0:13.10 [3] (0:13.10)
Average Speed [km/h]	54.6	62.5	58.6	57.2	59.0	60.7	54.9
Top Speed [km/h]	63.7	64.2	61.0	58.8	60.5	61.8	58.6
Avg. Dist. to Rail [m]	10.1	1.9	1.6	1.3	2.9	7.5	7.6
Avg. Stride Freq. [Hz]	2.3	2.4	2.3	2.3	2.3	2.3	2.2
Avg. Stride Length [m]	6.3	7.4	7.1	7.0	7.1	7.2	6.9



- [ ] Ranking at each section and finish
- .-.- No data available at this section
- NA No data available



Horse/Jockey Name	Queenmaker
Final Rank	9
Fastest Section Time (Section)	0:11.60 (1200m)
Top Speed [km/h] (Section)	64.0 (400m)
Race State	Finished



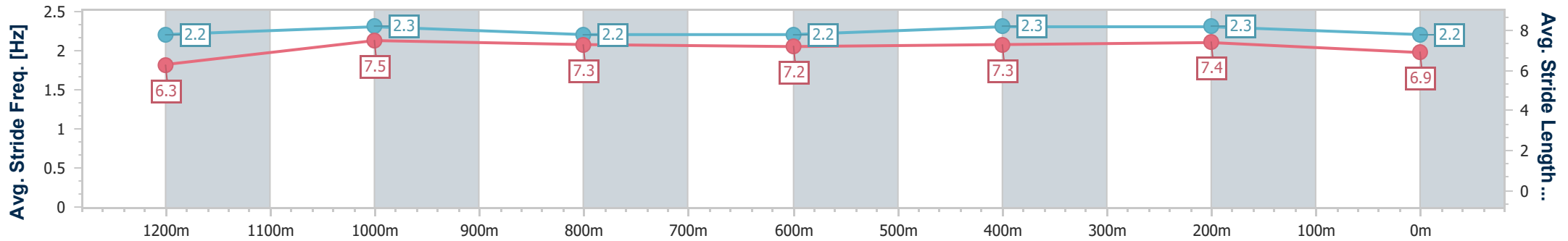
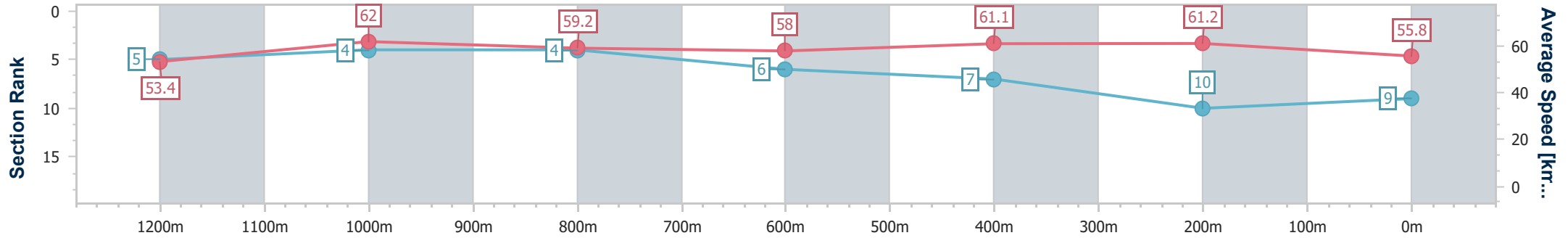
Sunshine Coast QLD Professional  
Race 3: ATTWOOD MARSHALL LAWYERS SILK STOCKING - 1400m



11 May 2024 - 13:44

Track Rating: Heavy 10, Weather: Fine, Rail Position: True

Section	Overall	1200m	1000m	800m	600m	400m	200m
Section Times	1:27.18 [9] (0:13.51)	1:13.67 [5] (0:11.60)	1:02.07 [4] (0:12.23)	0:49.84 [4] (0:12.74)	0:37.10 [6] (0:12.45)	0:24.65 [7] (0:11.74)	0:12.91 [10] (0:12.91)
Average Speed [km/h]	53.4	62.0	59.2	58.0	61.1	61.2	55.8
Top Speed [km/h]	62.8	63.6	61.4	59.7	63.1	64.0	58.6
Avg. Dist. to Rail [m]	7.8	1.2	1.5	4.7	8.9	13.6	15.2
Avg. Stride Freq. [Hz]	2.2	2.3	2.2	2.2	2.3	2.3	2.2
Avg. Stride Length [m]	6.3	7.5	7.3	7.2	7.3	7.4	6.9



- [ ] Ranking at each section and finish
- .-.- No data available at this section
- NA No data available



Horse/Jockey Name	Goldeel
Final Rank	10
Fastest Section Time (Section)	0:11.55 (1200m)
Top Speed [km/h] (Section)	65.2 (1200m)
Race State	Finished



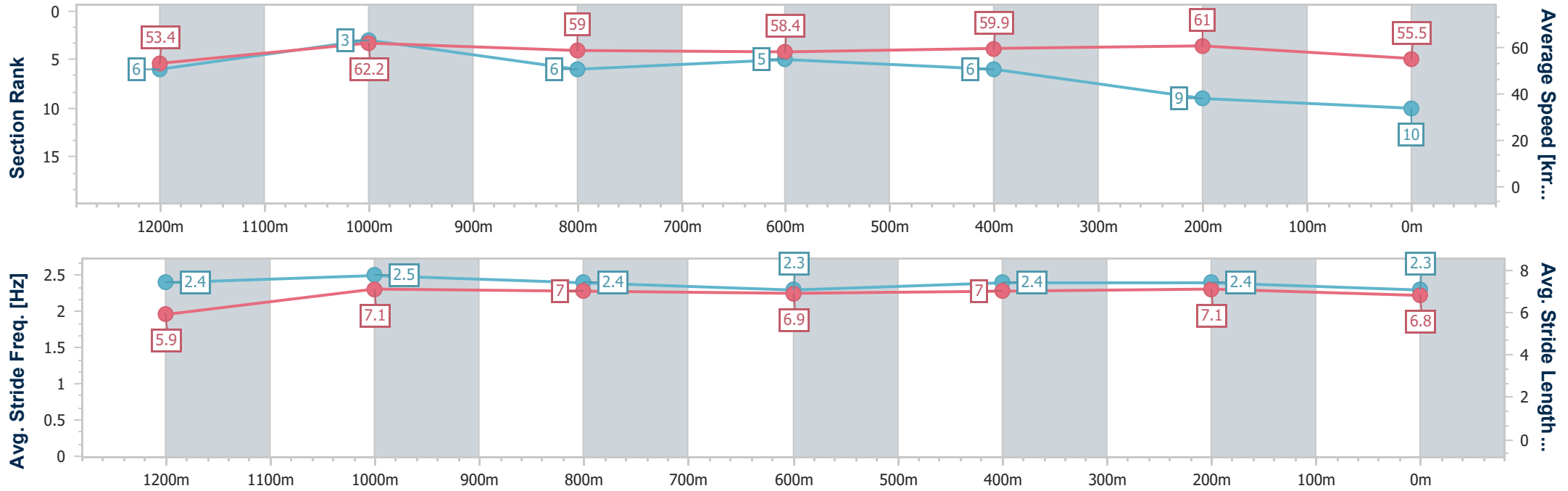
Sunshine Coast QLD Professional  
Race 3: ATTWOOD MARSHALL LAWYERS SILK STOCKING - 1400m



11 May 2024 - 13:44

Track Rating: Heavy 10, Weather: Fine, Rail Position: True

Section	Overall	1200m	1000m	800m	600m	400m	200m
Section Times	1:27.26 [10] (0:13.52)	1:13.74 [6] (0:11.55)	1:02.19 [3] (0:12.36)	0:49.83 [6] (0:12.65)	0:37.18 [5] (0:12.38)	0:24.80 [6] (0:11.81)	0:12.99 [9] (0:12.99)
Average Speed [km/h]	53.4	62.2	59.0	58.4	59.9	61.0	55.5
Top Speed [km/h]	64.0	65.2	60.6	60.4	61.7	62.4	59.6
Avg. Dist. to Rail [m]	14.0	7.0	4.7	4.2	5.1	11.0	12.7
Avg. Stride Freq. [Hz]	2.4	2.5	2.4	2.3	2.4	2.4	2.3
Avg. Stride Length [m]	5.9	7.1	7.0	6.9	7.0	7.1	6.8



- [ ] Ranking at each section and finish
- .-.- No data available at this section
- NA No data available



Horse/Jockey Name	Crazy Train
Final Rank	11
Fastest Section Time (Section)	0:11.71 (400m)
Top Speed [km/h] (Section)	63.1 (400m)
Race State	Finished



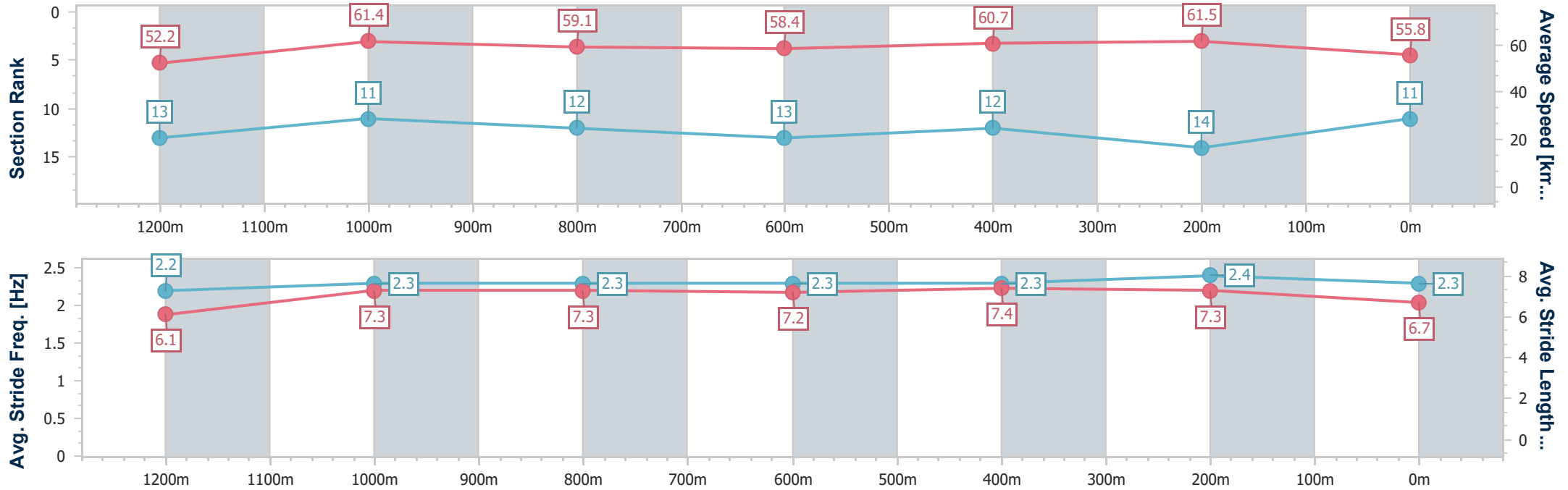
Sunshine Coast QLD Professional  
Race 3: ATTWOOD MARSHALL LAWYERS SILK STOCKING - 1400m



11 May 2024 - 13:44

Track Rating: Heavy 10, Weather: Fine, Rail Position: True

Section	Overall	1200m	1000m	800m	600m	400m	200m
Section Times	1:27.31 [11] (0:13.81)	1:13.50 [13] (0:11.72)	1:01.78 [11] (0:12.30)	0:49.48 [12] (0:12.63)	0:36.85 [13] (0:12.23)	0:24.62 [12] (0:11.71)	0:12.91 [14] (0:12.91)
Average Speed [km/h]	52.2	61.4	59.1	58.4	60.7	61.5	55.8
Top Speed [km/h]	61.9	62.7	61.0	60.4	62.1	63.1	59.6
Avg. Dist. to Rail [m]	11.1	6.0	4.6	3.7	5.4	12.7	16.2
Avg. Stride Freq. [Hz]	2.2	2.3	2.3	2.3	2.3	2.4	2.3
Avg. Stride Length [m]	6.1	7.3	7.3	7.2	7.4	7.3	6.7



- [ ] Ranking at each section and finish
- .-.- No data available at this section
- NA No data available



Horse/Jockey Name	Party For One
Final Rank	12
Fastest Section Time (Section)	0:11.65 (1200m)
Top Speed [km/h] (Section)	63.5 (Overall)
Race State	Finished



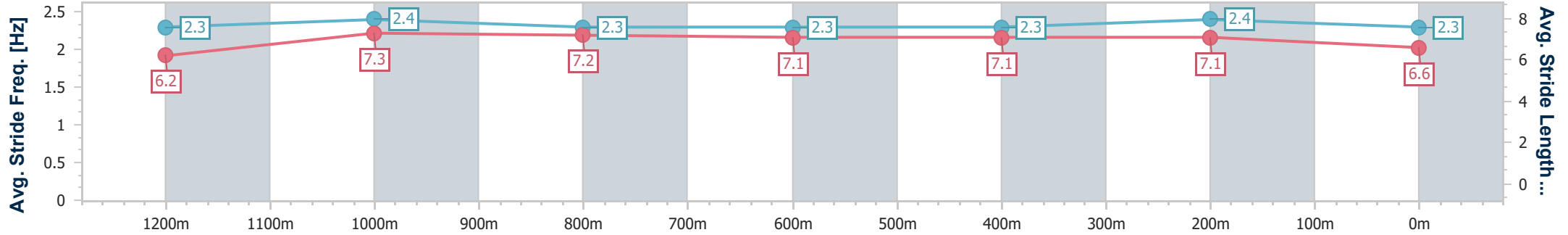
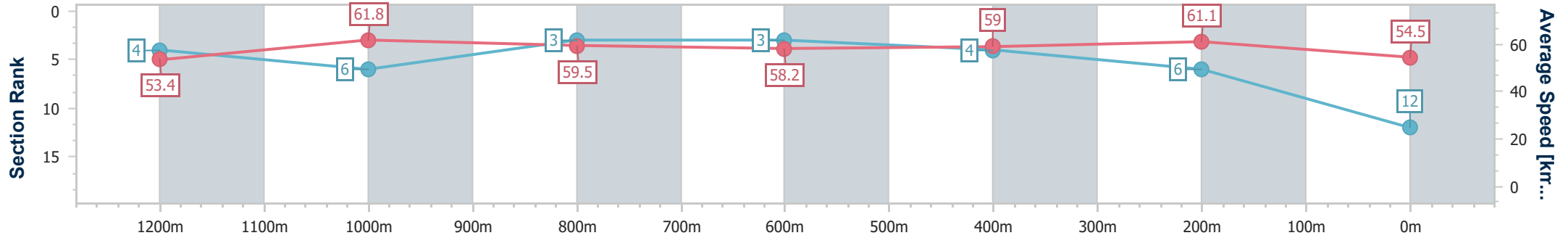
Sunshine Coast QLD Professional  
Race 3: ATTWOOD MARSHALL LAWYERS SILK STOCKING - 1400m



11 May 2024 - 13:44

Track Rating: Heavy 10, Weather: Fine, Rail Position: True

Section	Overall	1200m	1000m	800m	600m	400m	200m
Section Times	1:27.39 [12] (0:13.47)	1:13.92 [4] (0:11.65)	1:02.27 [6] (0:12.16)	0:50.11 [3] (0:12.63)	0:37.48 [3] (0:12.47)	0:25.01 [4] (0:11.82)	0:13.19 [6] (0:13.19)
Average Speed [km/h]	53.4	61.8	59.5	58.2	59.0	61.1	54.5
Top Speed [km/h]	63.5	63.3	60.4	59.2	61.3	62.0	59.0
Avg. Dist. to Rail [m]	5.9	3.1	2.4	3.3	3.7	6.6	7.5
Avg. Stride Freq. [Hz]	2.3	2.4	2.3	2.3	2.3	2.4	2.3
Avg. Stride Length [m]	6.2	7.3	7.2	7.1	7.1	7.1	6.6



- [ ] Ranking at each section and finish
- .-.- No data available at this section
- NA No data available



Horse/Jockey Name	Sebring Girl
Final Rank	13
Fastest Section Time (Section)	0:11.67 (400m)
Top Speed [km/h] (Section)	63.7 (400m)
Race State	Finished



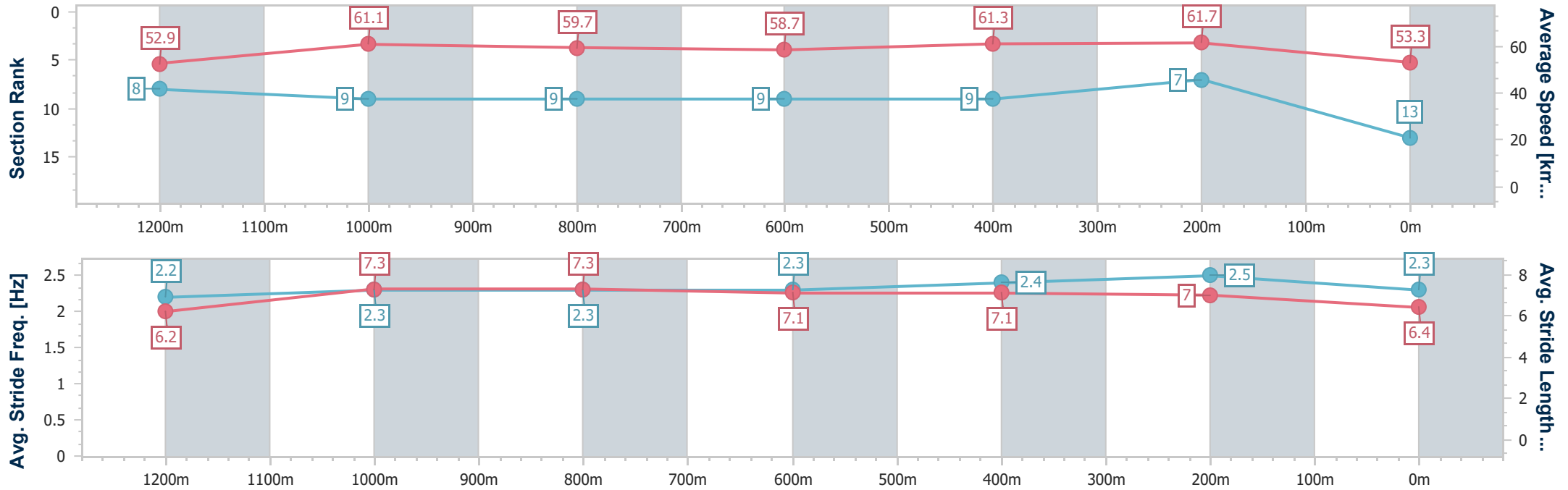
Sunshine Coast QLD Professional  
Race 3: ATTWOOD MARSHALL LAWYERS SILK STOCKING - 1400m



11 May 2024 - 13:44

Track Rating: Heavy 10, Weather: Fine, Rail Position: True

Section	Overall	1200m	1000m	800m	600m	400m	200m						
Section Times	1:27.72 [13] (0:13.63)	1:14.09 [8] (0:11.80)	1:02.29 [9] (0:12.19)	0:50.10 [9] (0:12.63)	0:37.47 [9] (0:12.32)	0:25.15 [9] (0:11.67)	0:13.48 [7] (0:13.48)						
Average Speed [km/h]	52.9	61.1	59.7	58.7	61.3	61.7	53.3						
Top Speed [km/h]	62.7	62.7	61.0	60.2	62.4	63.7	59.3						
Avg. Dist. to Rail [m]	18.0	7.9	4.6	5.0	7.7	14.3	16.3						
Avg. Stride Freq. [Hz]	2.2	2.3	2.3	2.3	2.4	2.5	2.3						
Avg. Stride Length [m]	6.2	7.3	7.3	7.1	7.1	7.0	6.4						



- [ ] Ranking at each section and finish
- .-.- No data available at this section
- NA No data available





Horse/Jockey Name	Powerful Peg
Final Rank	14
Fastest Section Time (Section)	0:11.76 (400m)
Top Speed [km/h] (Section)	64.4 (400m)
Race State	Finished



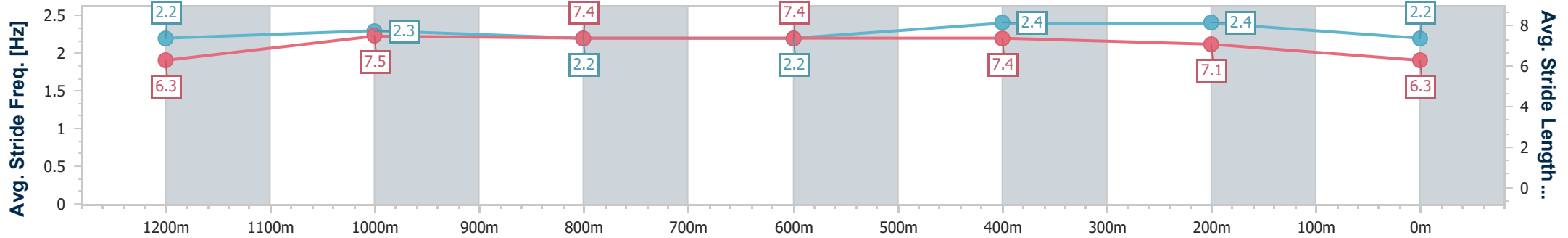
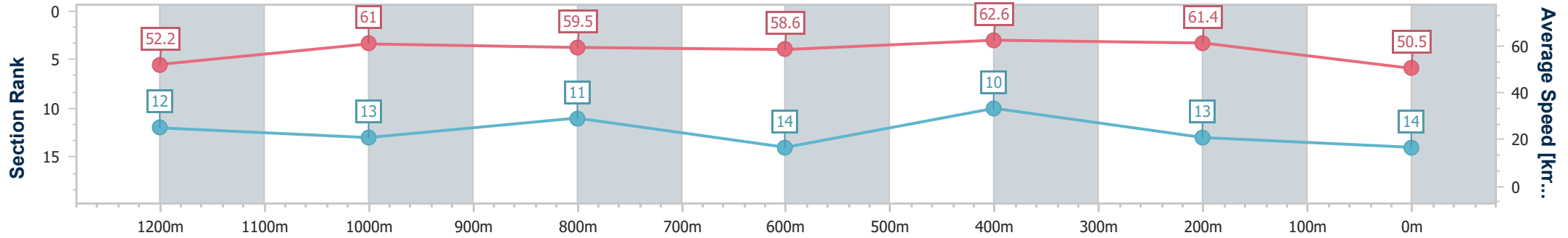
Sunshine Coast QLD Professional  
Race 3: ATTWOOD MARSHALL LAWYERS SILK STOCKING - 1400m



11 May 2024 - 13:44

Track Rating: Heavy 10, Weather: Fine, Rail Position: True

Section	Overall	1200m	1000m	800m	600m	400m	200m
Section Times	1:28.63 [14] (0:13.81)	1:14.82 [12] (0:11.83)	1:02.99 [13] (0:12.19)	0:50.80 [11] (0:12.74)	0:38.06 [14] (0:12.05)	0:26.01 [10] (0:11.76)	0:14.25 [13] (0:14.25)
Average Speed [km/h]	52.2	61.0	59.5	58.6	62.6	61.4	50.5
Top Speed [km/h]	62.2	62.2	60.6	61.0	64.2	64.4	58.8
Avg. Dist. to Rail [m]	10.2	6.0	4.5	6.2	7.8	14.1	14.3
Avg. Stride Freq. [Hz]	2.2	2.3	2.2	2.2	2.4	2.4	2.2
Avg. Stride Length [m]	6.3	7.5	7.4	7.4	7.4	7.1	6.3



- [ ] Ranking at each section and finish
- .-.- No data available at this section
- NA No data available



# Sunshine Coast QLD Professional

## Race 4: TAB KEN RUSSELL MEMORIAL CLASSIC - 1200m

11 May 2024 - 14:20



Track Rating: Heavy 10, Weather: Fine, Rail Position: True

Section		Overall	1000m	800m	600m	400m	200m	Last 600m					
Field Times		1:13.71 (0:12.93)	1:00.78 (0:10.75)	0:50.03 (0:12.37)	0:37.66 (0:12.50)	0:25.16 (0:12.05)	0:13.11 (0:13.11)	0:37.66					
Rank	TAB Horse/Jockey	Barrier	Top Speed [km/h]	Fastest Section								Margin	Distance Travelled [m]
1	8 ALTHOFF James McDonald	8	65.3 1000m	0:11.38 1000m	1:13.71 [1] (0:13.21)	1:00.50 [5] (0:11.38)	0:49.12 [6] (0:11.98)	0:37.14 [5] (0:12.27)	0:24.87 [5] (0:11.76)	0:13.11 [1] (0:13.11)	1:13.71	0:37.14	
2	11 SILVA 'N' SUAVE Robbie Dolan	11	67.3 1000m	0:11.22 1000m	1:13.75 [2] (0:13.15)	1:00.60 [3] (0:11.22)	0:49.38 [2] (0:11.99)	0:37.39 [2] (0:12.23)	0:25.16 [2] (0:12.03)	0:13.13 [3] (0:13.13)	0.2L	0:37.39	-5
3	5 GIN A TONIC Michael Cahill	21	66.2 Overall	0:11.36 1000m	1:13.77 [3] (0:13.17)	1:00.60 [4] (0:11.36)	0:49.24 [5] (0:11.98)	0:37.26 [4] (0:12.19)	0:25.07 [3] (0:11.92)	0:13.15 [2] (0:13.15)	0.3L	0:37.26	+0
4	16 JEMOMA ALPILAGE Vlad Duric	5	63.9 1000m	0:11.43 1000m	1:13.98 [4] (0:13.73)	1:00.25 [12] (0:11.43)	0:48.82 [13] (0:11.81)	0:37.01 [10] (0:12.30)	0:24.71 [10] (0:11.96)	0:12.75 [8] (0:12.75)	1.6L	0:37.01	-6
5	10 BARBARIC LAD Luke Currie	1	65.2 Overall	0:11.27 1000m	1:14.00 [5] (0:13.49)	1:00.51 [9] (0:11.27)	0:49.24 [8] (0:11.84)	0:37.40 [6] (0:12.48)	0:24.92 [7] (0:11.89)	0:13.03 [6] (0:13.03)	1.7L	0:37.40	-6
6	3 SUPERALLOY Angela Jones	12	64.7 1000m	0:11.37 1000m	1:14.16 [6] (0:13.29)	1:00.87 [6] (0:11.37)	0:49.50 [7] (0:12.10)	0:37.40 [8] (0:12.50)	0:24.90 [9] (0:12.00)	0:12.90 [9] (0:12.90)	2.5L	0:37.40	+6
7	12 AQUAHOLIC James Orman	14	64.4 Overall	0:11.52 1000m	1:14.41 [7] (0:13.57)	1:00.84 [11] (0:11.52)	0:49.32 [12] (0:12.00)	0:37.32 [13] (0:12.43)	0:24.89 [11] (0:11.96)	0:12.93 [10] (0:12.93)	3.8L	0:37.32	+0
8	14 FROEBEL STAR John Allen	6	65.4 1000m	0:11.36 1000m	1:14.49 [8] (0:13.09)	1:01.40 [2] (0:11.36)	0:50.04 [4] (0:12.21)	0:37.83 [7] (0:12.37)	0:25.46 [6] (0:12.15)	0:13.31 [7] (0:13.31)	4.2L	0:37.83	+2
9	15 TERRITORY ASH Ron Stewart	15	65.4 1000m	0:11.32 1000m	1:14.55 [9] (0:13.96)	1:00.59 [16] (0:11.32)	0:49.27 [14] (0:11.91)	0:37.36 [14] (0:12.44)	0:24.92 [15] (0:11.86)	0:13.06 [11] (0:13.06)	4.5L	0:37.36	-5
10	4 VOLATILE Tommy Berry	3	68.0 1000m	0:11.03 1000m	1:14.63 [10] (0:13.39)	1:01.24 [7] (0:11.03)	0:50.21 [3] (0:11.98)	0:38.23 [3] (0:12.40)	0:25.83 [4] (0:12.08)	0:13.75 [5] (0:13.75)	4.9L	0:38.23	-5

Scratched: Rich Dottie (#17), Imperial Force (#6), President (#19), Perspiration (#2), Poster Girl (#13)

[ ] Ranking at each section and finish  
 -:-:- No data available at this section  
 NA No data available  
 SCN Saddle cloth number  
 DNF Did not finish  
 DNT Did not track



# Sunshine Coast QLD Professional

## Race 4: TAB KEN RUSSELL MEMORIAL CLASSIC - 1200m

11 May 2024 - 14:20



Track Rating: Heavy 10, Weather: Fine, Rail Position: True

Section		Overall	1000m	800m	600m	400m	200m	Last 600m					
Field Times		1:13.71 (0:12.93)	1:00.78 (0:10.75)	0:50.03 (0:12.37)	0:37.66 (0:12.50)	0:25.16 (0:12.05)	0:13.11 (0:13.11)	0:37.66					
Rank	TAB Horse/Jockey	Barrier	Top Speed [km/h]	Fastest Section	Margin						Distance Travelled [m]		
11	1 <b>BEAU DAZZLER</b> Opie Bosson	22	66.4 1000m	0:11.36 1000m	1:14.72 [11] (0:14.10)	1:00.62 [17] (0:11.36)	0:49.26 [16] (0:11.96)	0:37.30 [16] (0:12.43)	0:24.87 [17] (0:12.04)	0:12.83 [17] (0:12.83)	5.4L	0:37.30	+0
12	7 <b>ALPHA BRAVO</b> Cejay Graham	13	65.1 1000m	0:11.45 1000m	1:14.80 [12] (0:13.45)	1:01.35 [8] (0:11.45)	0:49.90 [9] (0:12.18)	0:37.72 [12] (0:12.45)	0:25.27 [12] (0:11.99)	0:13.28 [12] (0:13.28)	5.8L	0:37.72	+2
13	22 <b>ZOULAR</b> Jake Bayliss	10	65.7 1000m	0:11.29 1000m	1:14.80 [13] (0:13.77)	1:01.03 [13] (0:11.29)	0:49.74 [11] (0:11.99)	0:37.75 [11] (0:12.49)	0:25.26 [13] (0:11.99)	0:13.27 [13] (0:13.27)	5.9L	0:37.75	-3
14	20 <b>KALUAKOI</b> Kyle Wilson-Taylor	9	66.6 Overall	0:11.36 1000m	1:15.08 [14] (0:13.55)	1:01.53 [10] (0:11.36)	0:50.17 [10] (0:11.96)	0:38.21 [9] (0:12.34)	0:25.87 [8] (0:12.32)	0:13.55 [13] (0:13.55)	7.4L	0:38.21	-6
15	21 <b>RUNAWAY TYCOON</b> Michael Rodd	17	64.0 1000m	0:11.57 1000m	1:15.26 [15] (0:13.80)	1:01.46 [14] (0:11.57)	0:49.89 [15] (0:11.99)	0:37.90 [15] (0:12.19)	0:25.71 [14] (0:12.05)	0:13.66 [15] (0:13.66)	8.4L	0:37.90	+3
16	18 <b>PULPIT</b> Martin Harley	18	63.0 1000m	0:11.69 1000m	1:15.40 [16] (0:13.89)	1:01.51 [15] (0:11.69)	0:49.82 [17] (0:11.97)	0:37.85 [17] (0:12.30)	0:25.55 [16] (0:11.91)	0:13.64 [16] (0:13.64)	9.2L	0:37.85	-1
17	9 <b>BALASTIER</b> Ryan Maloney	2	69.0 1000m	0:10.75 1000m	1:15.63 [17] (0:12.93)	1:02.70 [1] (0:10.75)	0:51.95 [1] (0:12.37)	0:39.58 [1] (0:12.50)	0:27.08 [1] (0:12.29)	0:14.79 [4] (0:14.79)	10.5L	0:39.58	-4

Scratched: Rich Dottie (#17), Imperial Force (#6), President (#19), Perspiration (#2), Poster Girl (#13)

[ ] Ranking at each section and finish  
 -:-:- No data available at this section  
 NA No data available

SCN Saddle cloth number  
 DNF Did not finish  
 DNT Did not track



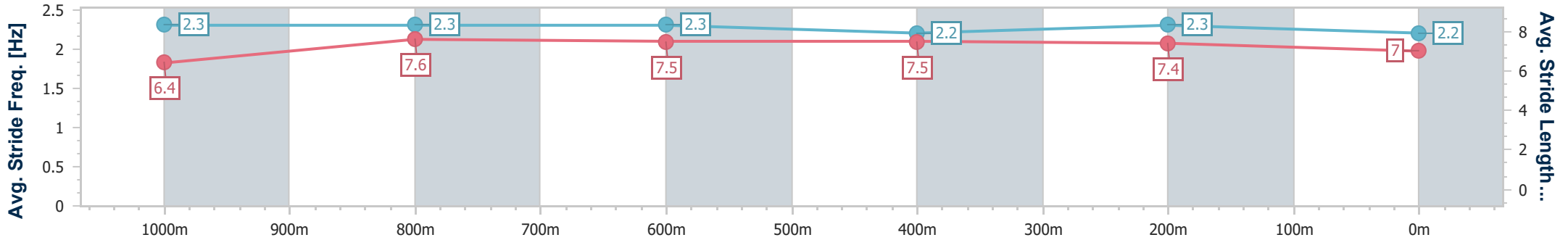
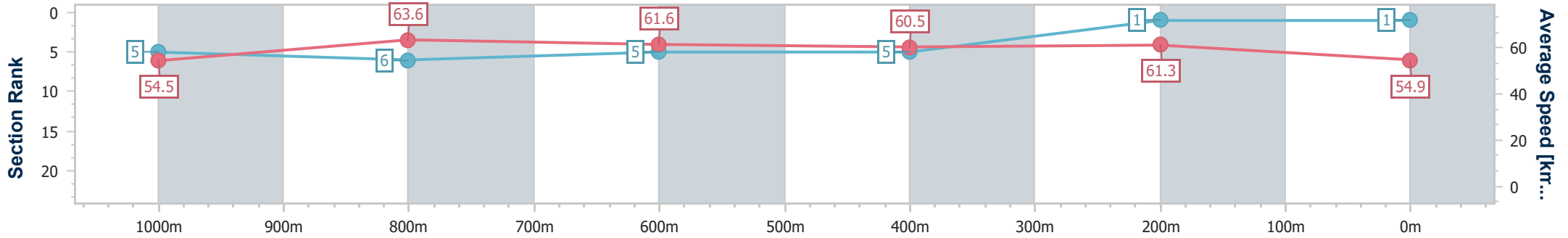
Horse/Jockey Name	Althoff
Final Rank	1
Fastest Section Time (Section)	0:11.38 (1000m)
Top Speed [km/h] (Section)	65.3 (1000m)
Race State	Finished



Sunshine Coast QLD Professional  
 Race 4: TAB KEN RUSSELL MEMORIAL CLASSIC - 1200m  
 11 May 2024 - 14:20  
 Track Rating: Heavy 10, Weather: Fine, Rail Position: True



Section	Overall	1000m	800m	600m	400m	200m
Section Times	1:13.71 [1] (0:13.21)	1:00.50 [5] (0:11.38)	0:49.12 [6] (0:11.98)	0:37.14 [5] (0:12.27)	0:24.87 [5] (0:11.76)	0:13.11 [1] (0:13.11)
Average Speed [km/h]	54.5	63.6	61.6	60.5	61.3	54.9
Top Speed [km/h]	65.3	65.3	62.5	61.9	62.8	58.6
Avg. Dist. to Rail [m]	6.0	3.9	3.8	5.7	11.0	10.0
Avg. Stride Freq. [Hz]	2.3	2.3	2.3	2.2	2.3	2.2
Avg. Stride Length [m]	6.4	7.6	7.5	7.5	7.4	7.0



- [ ] Ranking at each section and finish
- .-.- No data available at this section
- NA No data available



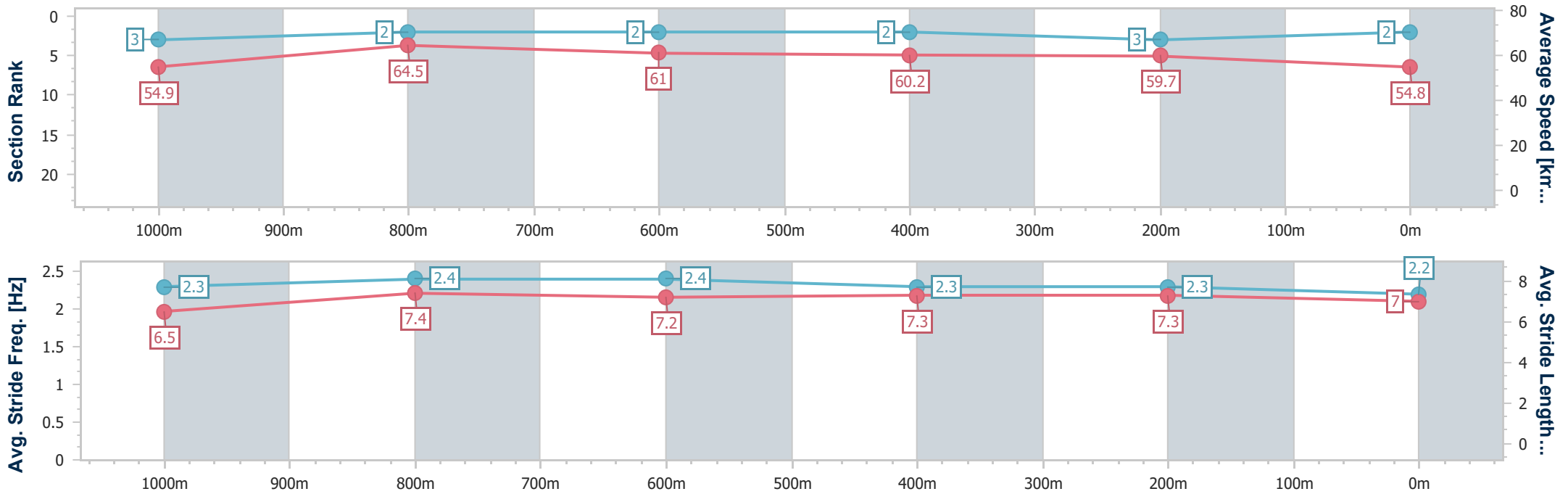
Horse/Jockey Name	Silva 'N' Suave
Final Rank	2
Fastest Section Time (Section)	0:11.22 (1000m)
Top Speed [km/h] (Section)	67.3 (1000m)
Race State	Finished



Sunshine Coast QLD Professional  
 Race 4: TAB KEN RUSSELL MEMORIAL CLASSIC - 1200m  
 11 May 2024 - 14:20  
 Track Rating: Heavy 10, Weather: Fine, Rail Position: True



Section	Overall	1000m	800m	600m	400m	200m
Section Times	1:13.75 [2] (0:13.15)	1:00.60 [3] (0:11.22)	0:49.38 [2] (0:11.99)	0:37.39 [2] (0:12.23)	0:25.16 [2] (0:12.03)	0:13.13 [3] (0:13.13)
Average Speed [km/h]	54.9	64.5	61.0	60.2	59.7	54.8
Top Speed [km/h]	67.1	67.3	62.4	61.2	60.8	57.7
Avg. Dist. to Rail [m]	8.0	4.0	2.4	3.6	8.1	5.7
Avg. Stride Freq. [Hz]	2.3	2.4	2.4	2.3	2.3	2.2
Avg. Stride Length [m]	6.5	7.4	7.2	7.3	7.3	7.0



- [ ] Ranking at each section and finish
- .-.- No data available at this section
- NA No data available



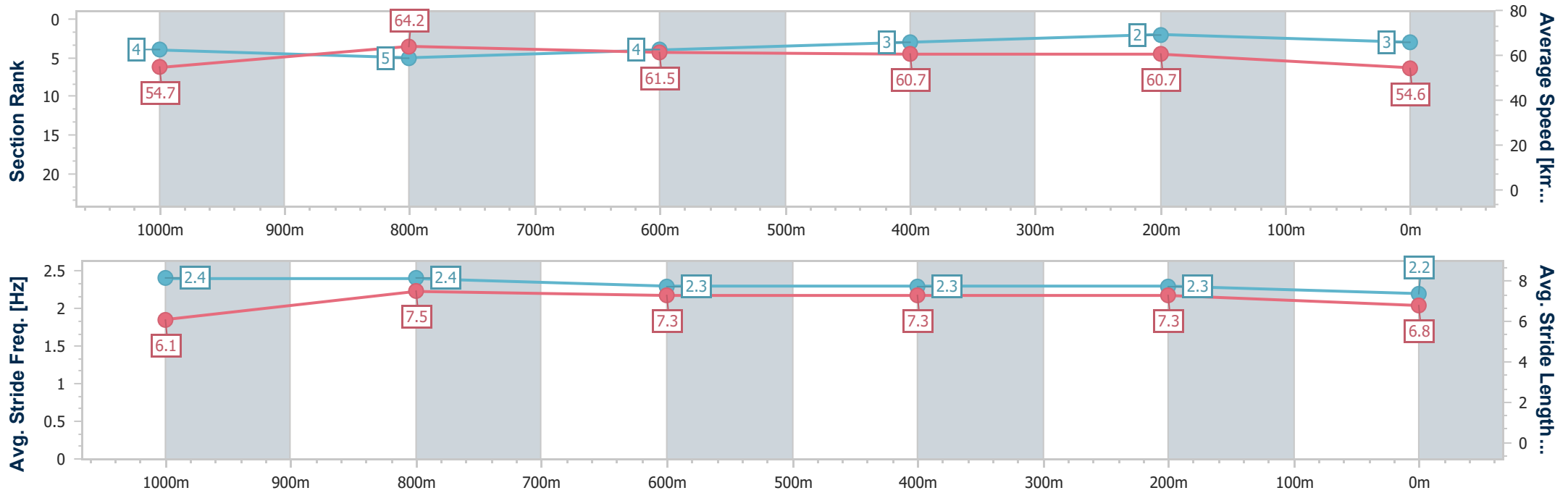
Horse/Jockey Name	Gin A Tonic
Final Rank	3
Fastest Section Time (Section)	0:11.36 (1000m)
Top Speed [km/h] (Section)	66.2 (Overall)
Race State	Finished



Sunshine Coast QLD Professional  
 Race 4: TAB KEN RUSSELL MEMORIAL CLASSIC - 1200m  
 11 May 2024 - 14:20  
 Track Rating: Heavy 10, Weather: Fine, Rail Position: True



Section	Overall	1000m	800m	600m	400m	200m
Section Times	1:13.77 [3] (0:13.17)	1:00.60 [4] (0:11.36)	0:49.24 [5] (0:11.98)	0:37.26 [4] (0:12.19)	0:25.07 [3] (0:11.92)	0:13.15 [2] (0:13.15)
Average Speed [km/h]	54.7	64.2	61.5	60.7	60.7	54.6
Top Speed [km/h]	66.2	65.4	63.0	62.1	61.4	59.3
Avg. Dist. to Rail [m]	13.2	5.2	3.8	5.1	10.0	6.1
Avg. Stride Freq. [Hz]	2.4	2.4	2.3	2.3	2.3	2.2
Avg. Stride Length [m]	6.1	7.5	7.3	7.3	7.3	6.8



- [ ] Ranking at each section and finish
- .-.- No data available at this section
- NA No data available



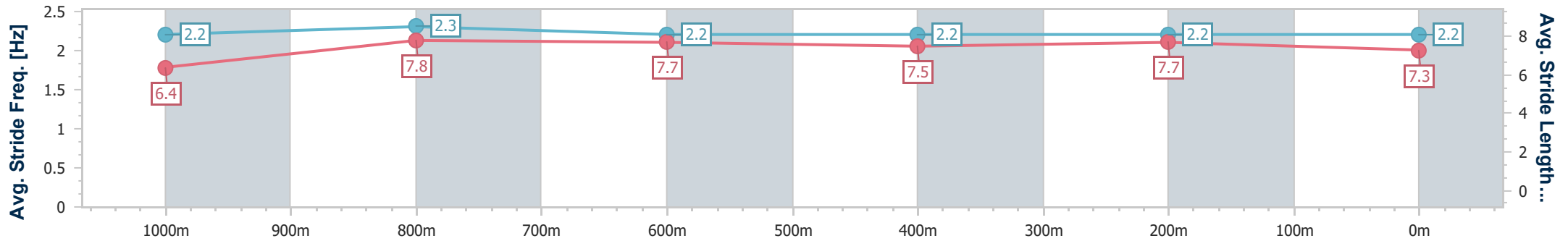
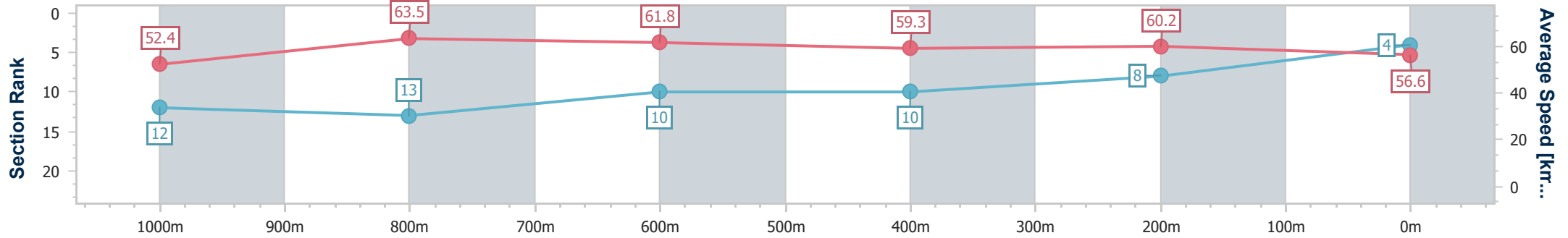
Horse/Jockey Name	Jemoma Alpilage
Final Rank	4
Fastest Section Time (Section)	0:11.43 (1000m)
Top Speed [km/h] (Section)	63.9 (1000m)
Race State	Finished



Sunshine Coast QLD Professional  
 Race 4: TAB KEN RUSSELL MEMORIAL CLASSIC - 1200m  
 11 May 2024 - 14:20  
 Track Rating: Heavy 10, Weather: Fine, Rail Position: True



Section	Overall	1000m	800m	600m	400m	200m
Section Times	1:13.98 [4] (0:13.73)	1:00.25 [12] (0:11.43)	0:48.82 [13] (0:11.81)	0:37.01 [10] (0:12.30)	0:24.71 [10] (0:11.96)	0:12.75 [8] (0:12.75)
Average Speed [km/h]	52.4	63.5	61.8	59.3	60.2	56.6
Top Speed [km/h]	63.3	63.9	63.2	60.8	61.6	58.5
Avg. Dist. to Rail [m]	5.6	3.1	1.9	2.6	5.1	2.3
Avg. Stride Freq. [Hz]	2.2	2.3	2.2	2.2	2.2	2.2
Avg. Stride Length [m]	6.4	7.8	7.7	7.5	7.7	7.3



- [ ] Ranking at each section and finish
- .-.- No data available at this section
- NA No data available



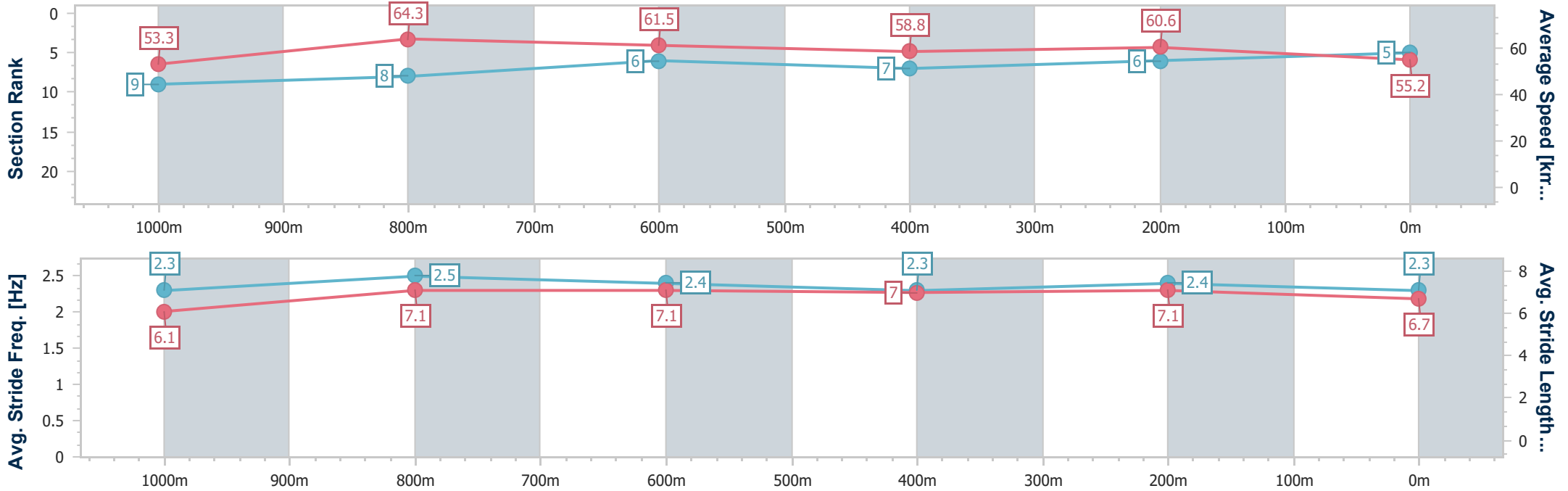
Horse/Jockey Name	Barbaric Lad
Final Rank	5
Fastest Section Time (Section)	0:11.27 (1000m)
Top Speed [km/h] (Section)	65.2 (Overall)
Race State	Finished



Sunshine Coast QLD Professional  
 Race 4: TAB KEN RUSSELL MEMORIAL CLASSIC - 1200m  
 11 May 2024 - 14:20  
 Track Rating: Heavy 10, Weather: Fine, Rail Position: True



Section	Overall	1000m	800m	600m	400m	200m
Section Times	1:14.00 [5] (0:13.49)	1:00.51 [9] (0:11.27)	0:49.24 [8] (0:11.84)	0:37.40 [6] (0:12.48)	0:24.92 [7] (0:11.89)	0:13.03 [6] (0:13.03)
Average Speed [km/h]	53.3	64.3	61.5	58.8	60.6	55.2
Top Speed [km/h]	65.2	64.6	63.5	61.4	61.9	58.2
Avg. Dist. to Rail [m]	2.3	1.5	1.8	3.5	6.9	5.3
Avg. Stride Freq. [Hz]	2.3	2.5	2.4	2.3	2.4	2.3
Avg. Stride Length [m]	6.1	7.1	7.1	7.0	7.1	6.7



- [ ] Ranking at each section and finish
- .-.- No data available at this section
- NA No data available





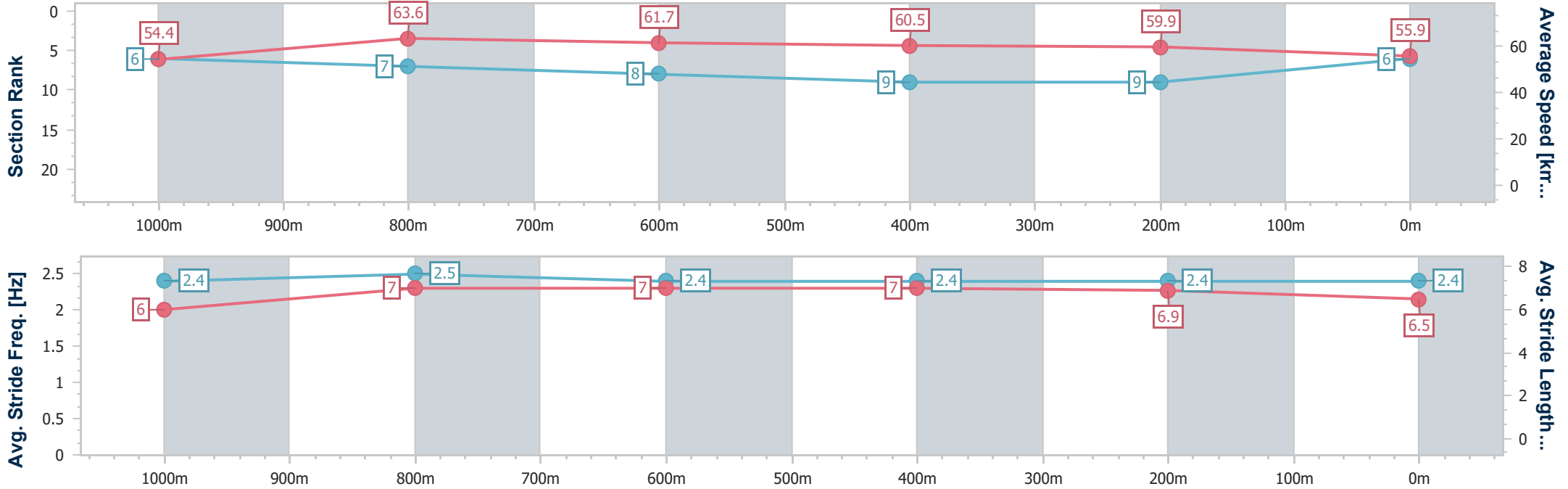
Horse/Jockey Name	Superalloy
Final Rank	6
Fastest Section Time (Section)	0:11.37 (1000m)
Top Speed [km/h] (Section)	64.7 (1000m)
Race State	Finished



Sunshine Coast QLD Professional  
 Race 4: TAB KEN RUSSELL MEMORIAL CLASSIC - 1200m  
 11 May 2024 - 14:20  
 Track Rating: Heavy 10, Weather: Fine, Rail Position: True



Section	Overall	1000m	800m	600m	400m	200m
Section Times	1:14.16 [6] (0:13.29)	1:00.87 [6] (0:11.37)	0:49.50 [7] (0:12.10)	0:37.40 [8] (0:12.50)	0:24.90 [9] (0:12.00)	0:12.90 [9] (0:12.90)
Average Speed [km/h]	54.4	63.6	61.7	60.5	59.9	55.9
Top Speed [km/h]	63.9	64.7	62.9	61.6	62.1	58.2
Avg. Dist. to Rail [m]	9.3	4.4	5.6	8.6	11.5	10.4
Avg. Stride Freq. [Hz]	2.4	2.5	2.4	2.4	2.4	2.4
Avg. Stride Length [m]	6.0	7.0	7.0	7.0	6.9	6.5



- [ ] Ranking at each section and finish
- .-.- No data available at this section
- NA No data available



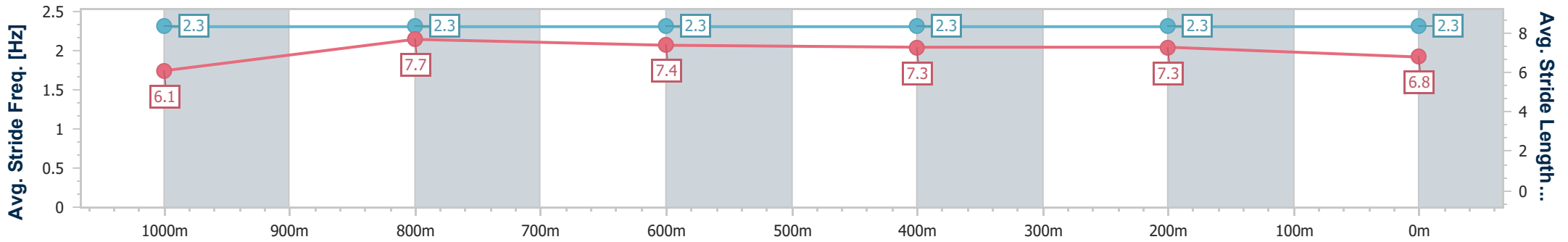
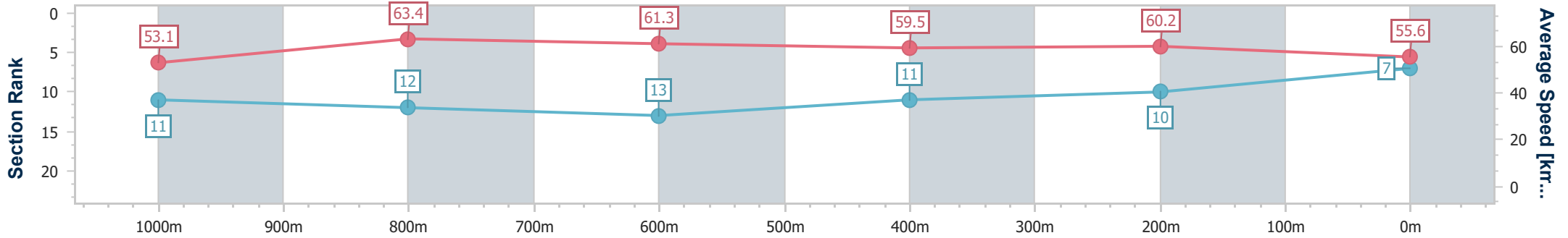
Horse/Jockey Name	Aquaholic
Final Rank	7
Fastest Section Time (Section)	0:11.52 (1000m)
Top Speed [km/h] (Section)	64.4 (Overall)
Race State	Finished



Sunshine Coast QLD Professional  
 Race 4: TAB KEN RUSSELL MEMORIAL CLASSIC - 1200m  
 11 May 2024 - 14:20  
 Track Rating: Heavy 10, Weather: Fine, Rail Position: True



Section	Overall	1000m	800m	600m	400m	200m
Section Times	1:14.41 [7] (0:13.57)	1:00.84 [11] (0:11.52)	0:49.32 [12] (0:12.00)	0:37.32 [13] (0:12.43)	0:24.89 [11] (0:11.96)	0:12.93 [10]
Average Speed [km/h]	53.1	63.4	61.3	59.5	60.2	55.6
Top Speed [km/h]	64.4	64.3	62.9	60.9	61.2	58.7
Avg. Dist. to Rail [m]	9.9	5.3	4.0	4.6	10.8	10.9
Avg. Stride Freq. [Hz]	2.3	2.3	2.3	2.3	2.3	2.3
Avg. Stride Length [m]	6.1	7.7	7.4	7.3	7.3	6.8



- [ ] Ranking at each section and finish
- .-.- No data available at this section
- NA No data available



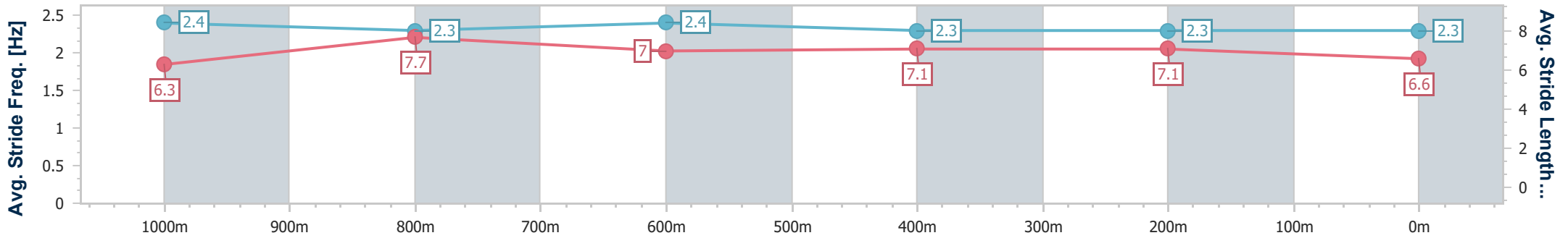
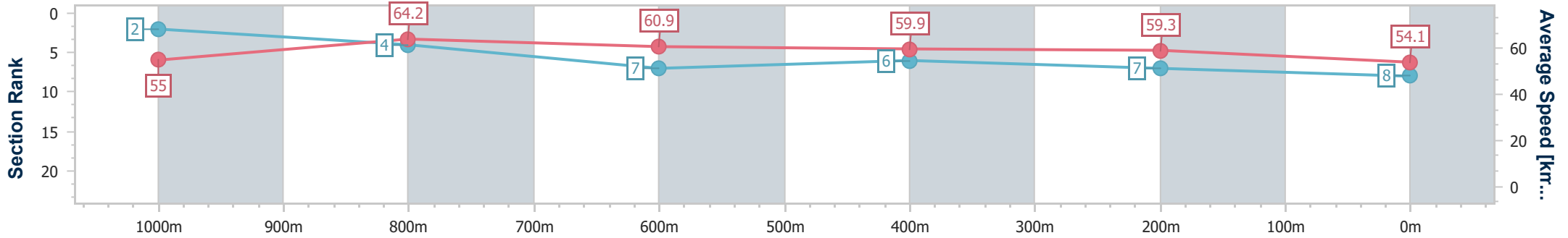
Horse/Jockey Name	Froebel Star
Final Rank	8
Fastest Section Time (Section)	0:11.36 (1000m)
Top Speed [km/h] (Section)	65.4 (1000m)
Race State	Finished



Sunshine Coast QLD Professional  
 Race 4: TAB KEN RUSSELL MEMORIAL CLASSIC - 1200m  
 11 May 2024 - 14:20  
 Track Rating: Heavy 10, Weather: Fine, Rail Position: True



Section	Overall	1000m	800m	600m	400m	200m
Section Times	1:14.49 [8] (0:13.09)	1:01.40 [2] (0:11.36)	0:50.04 [4] (0:12.21)	0:37.83 [7] (0:12.37)	0:25.46 [6] (0:12.15)	0:13.31 [7] (0:13.31)
Average Speed [km/h]	55.0	64.2	60.9	59.9	59.3	54.1
Top Speed [km/h]	64.0	65.4	63.7	61.0	60.8	57.4
Avg. Dist. to Rail [m]	6.0	4.5	5.8	5.2	9.6	10.5
Avg. Stride Freq. [Hz]	2.4	2.3	2.4	2.3	2.3	2.3
Avg. Stride Length [m]	6.3	7.7	7.0	7.1	7.1	6.6



- [ ] Ranking at each section and finish
- .-.- No data available at this section
- NA No data available



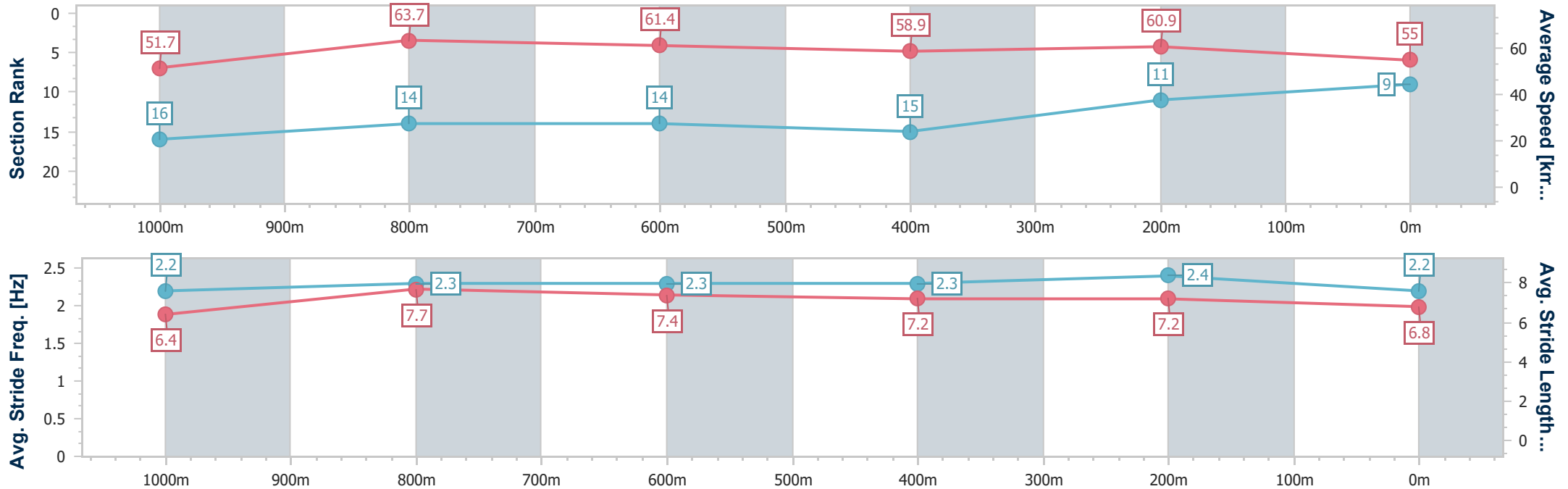
Horse/Jockey Name	Territory Ash
Final Rank	9
Fastest Section Time (Section)	0:11.32 (1000m)
Top Speed [km/h] (Section)	65.4 (1000m)
Race State	Finished



Sunshine Coast QLD Professional  
 Race 4: TAB KEN RUSSELL MEMORIAL CLASSIC - 1200m  
 11 May 2024 - 14:20  
 Track Rating: Heavy 10, Weather: Fine, Rail Position: True



Section	Overall	1000m	800m	600m	400m	200m
Section Times	1:14.55 [9] (0:13.96)	1:00.59 [16] (0:11.32)	0:49.27 [14] (0:11.91)	0:37.36 [14] (0:12.44)	0:24.92 [15] (0:11.86)	0:13.06 [11]
Average Speed [km/h]	51.7	63.7	61.4	58.9	60.9	55.0
Top Speed [km/h]	65.3	65.4	62.8	61.0	61.9	58.7
Avg. Dist. to Rail [m]	8.3	1.5	2.8	3.3	7.7	6.3
Avg. Stride Freq. [Hz]	2.2	2.3	2.3	2.3	2.4	2.2
Avg. Stride Length [m]	6.4	7.7	7.4	7.2	7.2	6.8





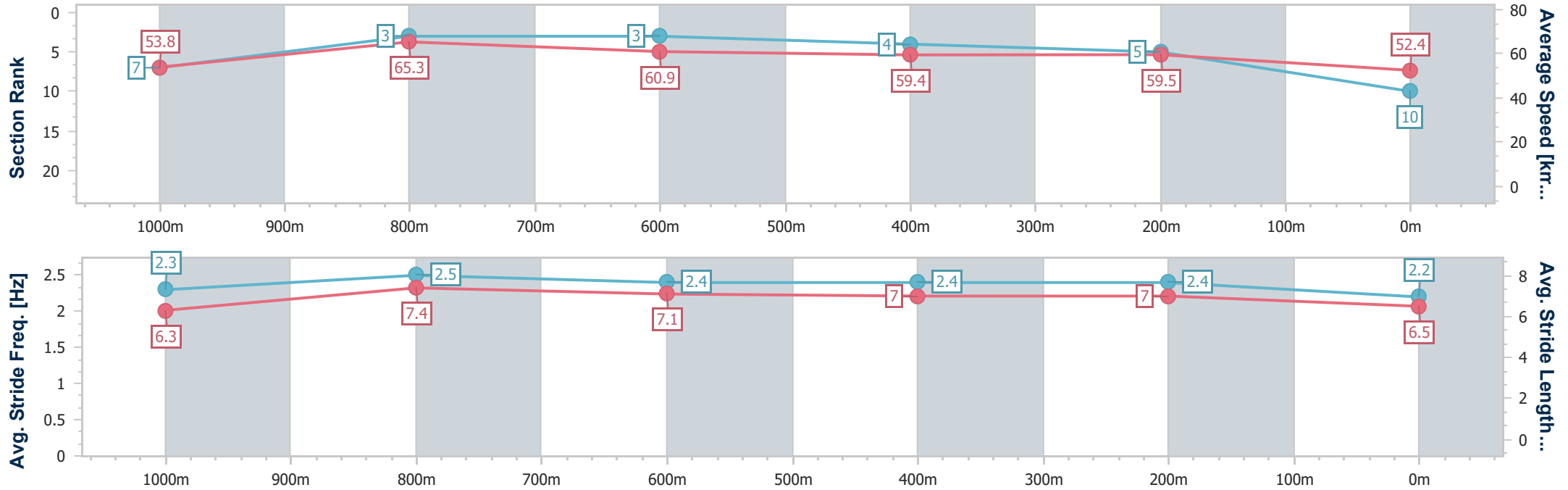
Horse/Jockey Name	Volatile
Final Rank	10
Fastest Section Time (Section)	0:11.03 (1000m)
Top Speed [km/h] (Section)	68.0 (1000m)
Race State	Finished



Sunshine Coast QLD Professional  
 Race 4: TAB KEN RUSSELL MEMORIAL CLASSIC - 1200m  
 11 May 2024 - 14:20  
 Track Rating: Heavy 10, Weather: Fine, Rail Position: True



Section	Overall	1000m	800m	600m	400m	200m
Section Times	1:14.63 [10] (0:13.39)	1:01.24 [7] (0:11.03)	0:50.21 [3] (0:11.98)	0:38.23 [3] (0:12.40)	0:25.83 [4] (0:12.08)	0:13.75 [5] (0:13.75)
Average Speed [km/h]	53.8	65.3	60.9	59.4	59.5	52.4
Top Speed [km/h]	67.7	68.0	63.5	61.9	62.0	56.2
Avg. Dist. to Rail [m]	3.9	0.8	2.5	3.8	6.7	4.6
Avg. Stride Freq. [Hz]	2.3	2.5	2.4	2.4	2.4	2.2
Avg. Stride Length [m]	6.3	7.4	7.1	7.0	7.0	6.5



- [ ] Ranking at each section and finish
- .-.- No data available at this section
- NA No data available



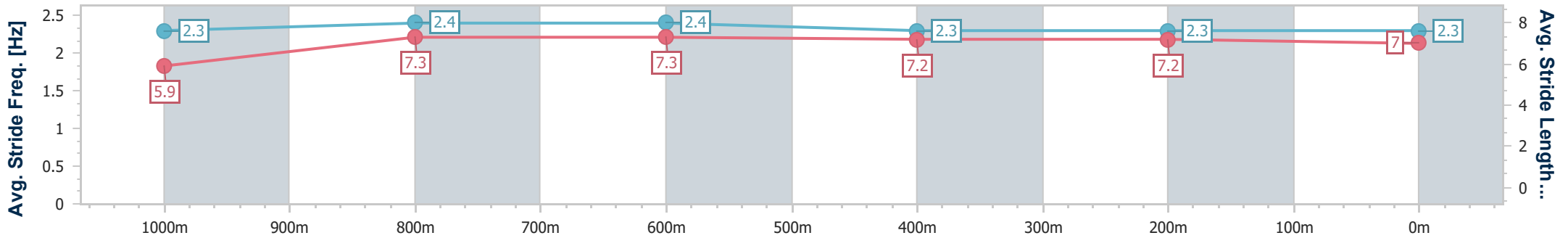
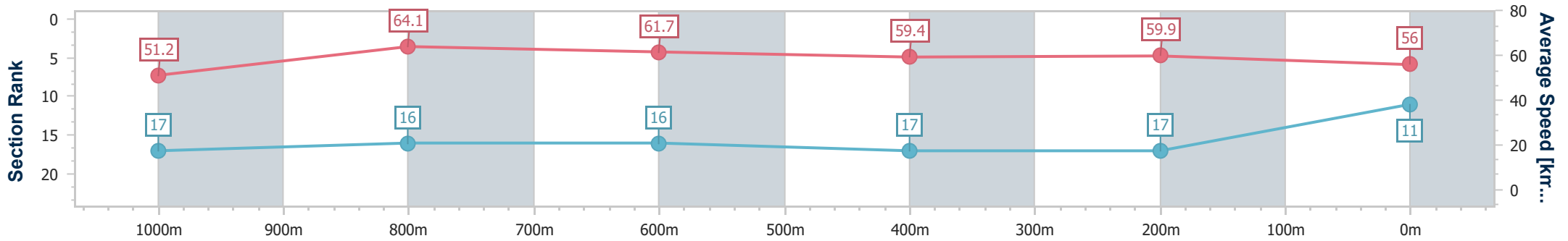
Horse/Jockey Name	Beau Dazzler
Final Rank	11
Fastest Section Time (Section)	0:11.36 (1000m)
Top Speed [km/h] (Section)	66.4 (1000m)
Race State	Finished



Sunshine Coast QLD Professional  
 Race 4: TAB KEN RUSSELL MEMORIAL CLASSIC - 1200m  
 11 May 2024 - 14:20  
 Track Rating: Heavy 10, Weather: Fine, Rail Position: True



Section	Overall	1000m	800m	600m	400m	200m
Section Times	1:14.72 [11] (0:14.10)	1:00.62 [17] (0:11.36)	0:49.26 [16] (0:11.96)	0:37.30 [16] (0:12.43)	0:24.87 [17] (0:12.04)	0:12.83 [17] (0:12.83)
Average Speed [km/h]	51.2	64.1	61.7	59.4	59.9	56.0
Top Speed [km/h]	65.3	66.4	63.0	61.4	61.6	57.9
Avg. Dist. to Rail [m]	13.6	4.9	4.4	4.3	9.6	10.0
Avg. Stride Freq. [Hz]	2.3	2.4	2.4	2.3	2.3	2.3
Avg. Stride Length [m]	5.9	7.3	7.3	7.2	7.2	7.0



- [ ] Ranking at each section and finish
- .-.- No data available at this section
- NA No data available



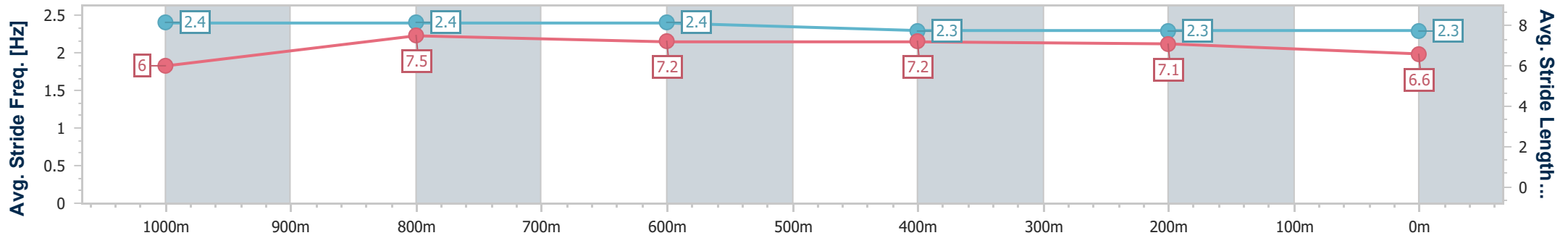
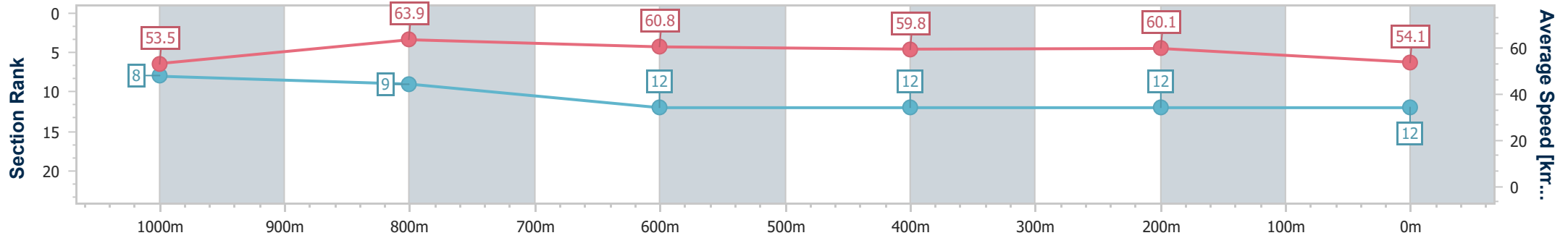
Horse/Jockey Name	Alpha Bravo
Final Rank	12
Fastest Section Time (Section)	0:11.45 (1000m)
Top Speed [km/h] (Section)	65.1 (1000m)
Race State	Finished



Sunshine Coast QLD Professional  
 Race 4: TAB KEN RUSSELL MEMORIAL CLASSIC - 1200m  
 11 May 2024 - 14:20  
 Track Rating: Heavy 10, Weather: Fine, Rail Position: True



Section	Overall	1000m	800m	600m	400m	200m
Section Times	1:14.80 [12] (0:13.45)	1:01.35 [8] (0:11.45)	0:49.90 [9] (0:12.18)	0:37.72 [12] (0:12.45)	0:25.27 [12] (0:11.99)	0:13.28 [12] (0:13.28)
Average Speed [km/h]	53.5	63.9	60.8	59.8	60.1	54.1
Top Speed [km/h]	64.8	65.1	62.7	61.0	62.1	57.4
Avg. Dist. to Rail [m]	11.0	5.7	5.1	5.9	11.2	11.9
Avg. Stride Freq. [Hz]	2.4	2.4	2.4	2.3	2.3	2.3
Avg. Stride Length [m]	6.0	7.5	7.2	7.2	7.1	6.6



- [ ] Ranking at each section and finish
- .-.- No data available at this section
- NA No data available



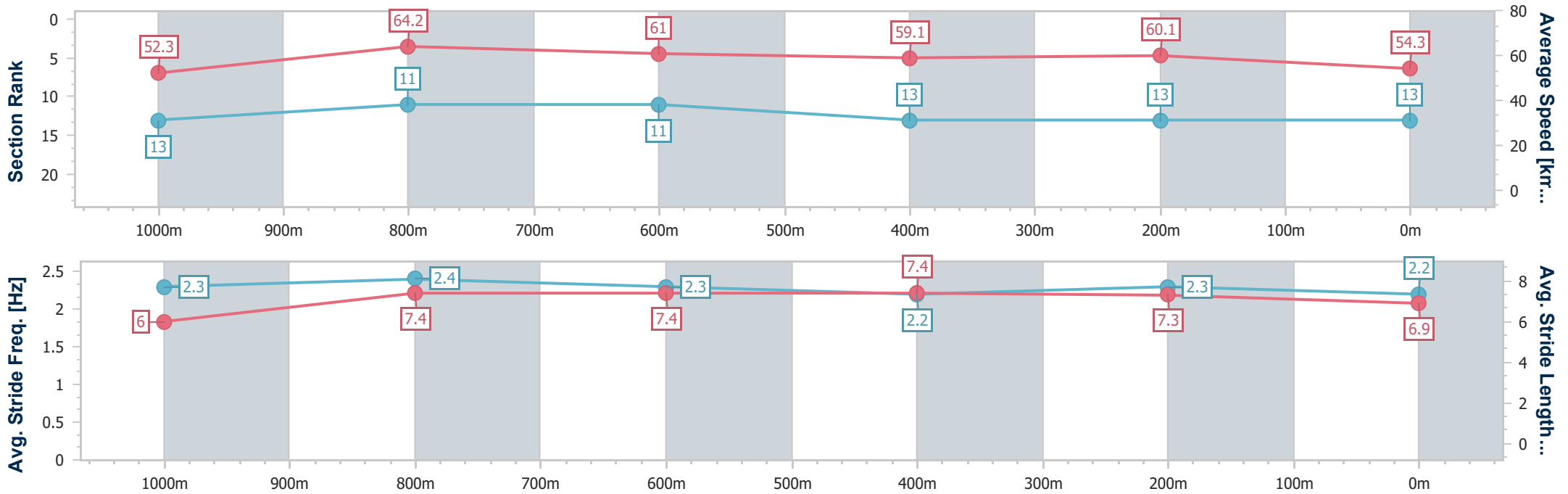
Horse/Jockey Name	Zoular
Final Rank	13
Fastest Section Time (Section)	0:11.29 (1000m)
Top Speed [km/h] (Section)	65.7 (1000m)
Race State	Finished



Sunshine Coast QLD Professional  
 Race 4: TAB KEN RUSSELL MEMORIAL CLASSIC - 1200m  
 11 May 2024 - 14:20  
 Track Rating: Heavy 10, Weather: Fine, Rail Position: True



Section	Overall	1000m	800m	600m	400m	200m
Section Times	1:14.80 [13] (0:13.77)	1:01.03 [13] (0:11.29)	0:49.74 [11] (0:11.99)	0:37.75 [11] (0:12.49)	0:25.26 [13] (0:11.99)	0:13.27 [13] (0:13.27)
Average Speed [km/h]	52.3	64.2	61.0	59.1	60.1	54.3
Top Speed [km/h]	65.2	65.7	62.7	60.0	61.4	60.0
Avg. Dist. to Rail [m]	5.5	2.6	2.6	3.9	9.2	8.3
Avg. Stride Freq. [Hz]	2.3	2.4	2.3	2.2	2.3	2.2
Avg. Stride Length [m]	6.0	7.4	7.4	7.4	7.3	6.9



- [ ] Ranking at each section and finish
- .-.- No data available at this section
- NA No data available





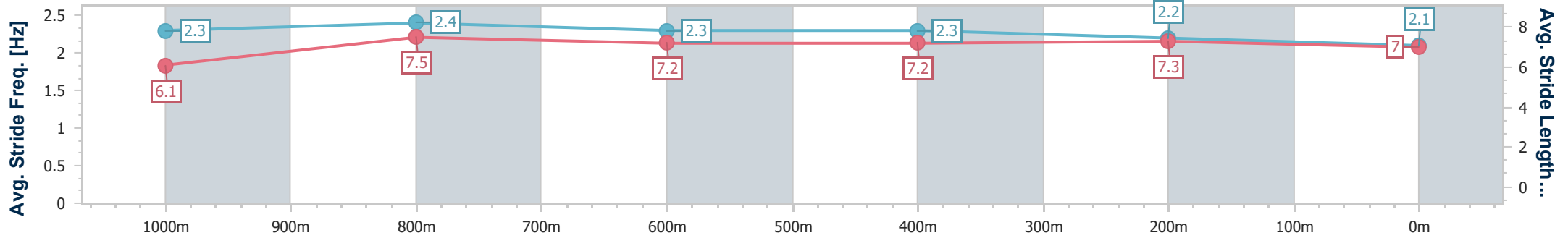
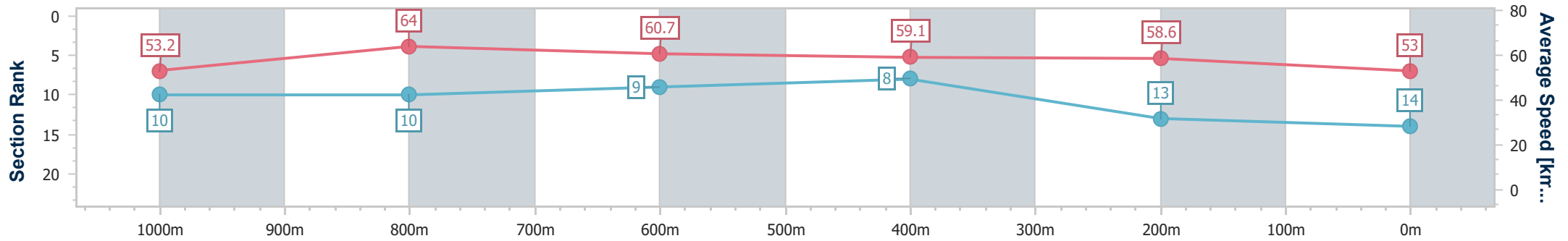
Horse/Jockey Name	Kaluakoi
Final Rank	14
Fastest Section Time (Section)	0:11.36 (1000m)
Top Speed [km/h] (Section)	66.6 (Overall)
Race State	Finished



Sunshine Coast QLD Professional  
 Race 4: TAB KEN RUSSELL MEMORIAL CLASSIC - 1200m  
 11 May 2024 - 14:20  
 Track Rating: Heavy 10, Weather: Fine, Rail Position: True



Section	Overall	1000m	800m	600m	400m	200m
Section Times	1:15.08 [14] (0:13.55)	1:01.53 [10] (0:11.36)	0:50.17 [10] (0:11.96)	0:38.21 [9] (0:12.34)	0:25.87 [8] (0:12.32)	0:13.55 [13]
Average Speed [km/h]	53.2	64.0	60.7	59.1	58.6	53.0
Top Speed [km/h]	66.6	65.2	62.3	60.2	59.5	56.8
Avg. Dist. to Rail [m]	7.6	4.6	1.8	2.1	7.3	8.1
Avg. Stride Freq. [Hz]	2.3	2.4	2.3	2.3	2.2	2.1
Avg. Stride Length [m]	6.1	7.5	7.2	7.2	7.3	7.0



- [ ] Ranking at each section and finish
- .-.- No data available at this section
- NA No data available



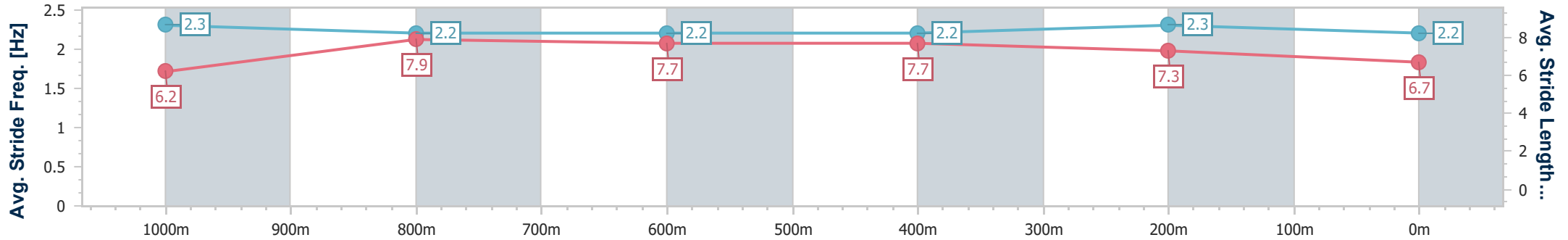
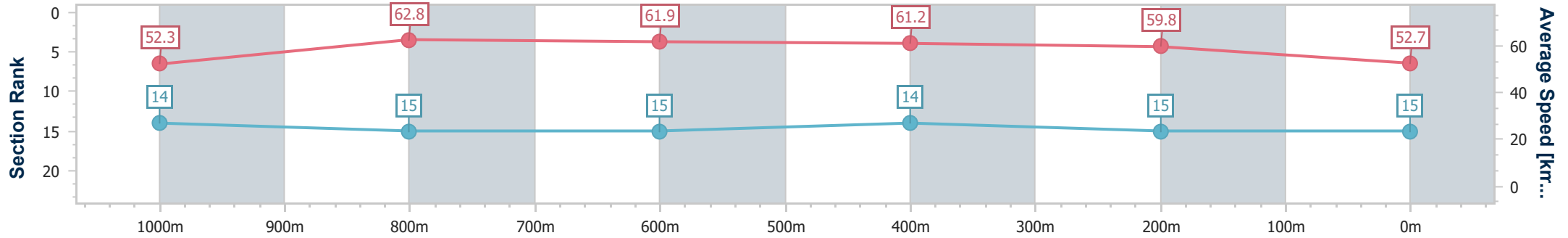
Horse/Jockey Name	Runaway Tycoon
Final Rank	15
Fastest Section Time (Section)	0:11.57 (1000m)
Top Speed [km/h] (Section)	64.0 (1000m)
Race State	Finished



Sunshine Coast QLD Professional  
 Race 4: TAB KEN RUSSELL MEMORIAL CLASSIC - 1200m  
 11 May 2024 - 14:20  
 Track Rating: Heavy 10, Weather: Fine, Rail Position: True



Section	Overall	1000m	800m	600m	400m	200m
Section Times	1:15.26 [15] (0:13.80)	1:01.46 [14] (0:11.57)	0:49.89 [15] (0:11.99)	0:37.90 [15] (0:12.19)	0:25.71 [14] (0:12.05)	0:13.66 [15] (0:13.66)
Average Speed [km/h]	52.3	62.8	61.9	61.2	59.8	52.7
Top Speed [km/h]	63.6	64.0	62.6	62.6	61.4	57.2
Avg. Dist. to Rail [m]	12.2	5.4	5.2	5.6	12.7	14.2
Avg. Stride Freq. [Hz]	2.3	2.2	2.2	2.2	2.3	2.2
Avg. Stride Length [m]	6.2	7.9	7.7	7.7	7.3	6.7



- [ ] Ranking at each section and finish
- .-.- No data available at this section
- NA No data available



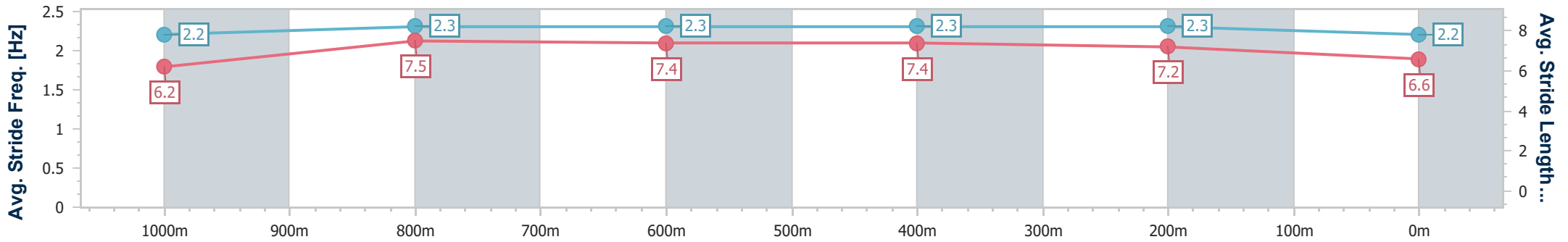
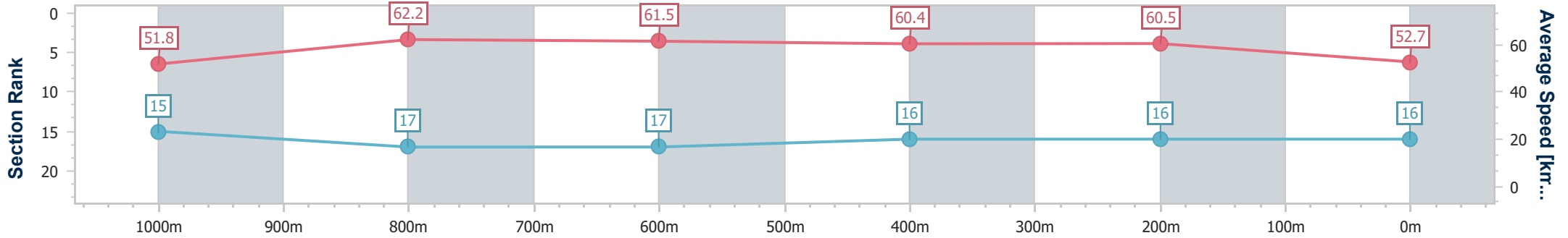
Horse/Jockey Name	Pulpit
Final Rank	16
Fastest Section Time (Section)	0:11.69 (1000m)
Top Speed [km/h] (Section)	63.0 (1000m)
Race State	Finished



Sunshine Coast QLD Professional  
 Race 4: TAB KEN RUSSELL MEMORIAL CLASSIC - 1200m  
 11 May 2024 - 14:20  
 Track Rating: Heavy 10, Weather: Fine, Rail Position: True



Section	Overall	1000m	800m	600m	400m	200m
Section Times	1:15.40 [16] (0:13.89)	1:01.51 [15] (0:11.69)	0:49.82 [17] (0:11.97)	0:37.85 [17] (0:12.30)	0:25.55 [16] (0:11.91)	0:13.64 [16] (0:13.64)
Average Speed [km/h]	51.8	62.2	61.5	60.4	60.5	52.7
Top Speed [km/h]	62.7	63.0	62.8	61.8	62.4	57.6
Avg. Dist. to Rail [m]	11.4	3.2	3.5	5.5	13.3	14.9
Avg. Stride Freq. [Hz]	2.2	2.3	2.3	2.3	2.3	2.2
Avg. Stride Length [m]	6.2	7.5	7.4	7.4	7.2	6.6



- [ ] Ranking at each section and finish
- .-.- No data available at this section
- NA No data available



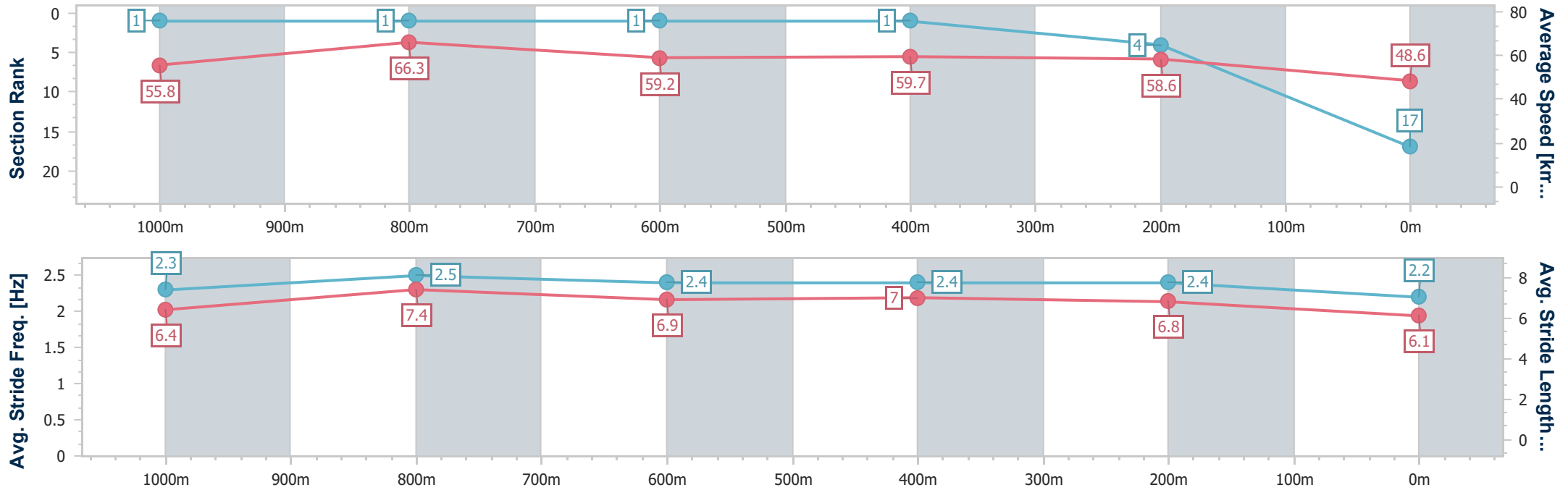
Horse/Jockey Name	Balastier
Final Rank	17
Fastest Section Time (Section)	0:10.75 (1000m)
Top Speed [km/h] (Section)	69.0 (1000m)
Race State	Finished



Sunshine Coast QLD Professional  
 Race 4: TAB KEN RUSSELL MEMORIAL CLASSIC - 1200m  
 11 May 2024 - 14:20  
 Track Rating: Heavy 10, Weather: Fine, Rail Position: True



Section	Overall	1000m	800m	600m	400m	200m
Section Times	1:15.63 [17] (0:12.93)	1:02.70 [1] (0:10.75)	0:51.95 [1] (0:12.37)	0:39.58 [1] (0:12.50)	0:27.08 [1] (0:12.29)	0:14.79 [4] (0:14.79)
Average Speed [km/h]	55.8	66.3	59.2	59.7	58.6	48.6
Top Speed [km/h]	69.0	69.0	60.9	62.1	60.5	54.3
Avg. Dist. to Rail [m]	2.0	3.7	2.5	6.0	9.4	5.3
Avg. Stride Freq. [Hz]	2.3	2.5	2.4	2.4	2.4	2.2
Avg. Stride Length [m]	6.4	7.4	6.9	7.0	6.8	6.1



- [ ] Ranking at each section and finish
- .-.- No data available at this section
- NA No data available



# Sunshine Coast QLD Professional

## Race 5: AUSTRALIAN TURF CLUB TROPHY - 1200m



11 May 2024 - 14:55

Track Rating: Heavy 10, Weather: Fine, Rail Position: True

Section		Field Times											
Overall	1000m	800m	600m	400m	200m	Last 600m							
1:12.53 (0:13.32)	0:59.21 (0:11.36)	0:47.85 (0:11.72)	0:36.13 (0:11.85)	0:24.28 (0:11.68)	0:12.60 (0:12.60)	0:36.13							
Rank	TAB	Horse/Jockey	Barrier	Top Speed [km/h]	Fastest Section	Overall	1000m	800m	600m	400m	200m	Margin	Distance Travelled [m]
1	12	AT WITZ END Samantha Collett	13	65.8 1000m	0:11.45 1000m	1:12.53 [1] (0:13.32)	0:59.21 [1] (0:11.45)	0:47.76 [2] (0:11.74)	0:36.02 [2] (0:11.86)	0:24.16 [2] (0:11.56)	0:12.60 [1] (0:12.60)	1:12.53 0:36.02	
2	4	YELLOW BRICK Opie Bosson	16	65.2 Overall	0:11.37 1000m	1:12.58 [2] (0:13.59)	0:58.99 [6] (0:11.37)	0:47.62 [6] (0:11.70)	0:35.92 [4] (0:11.93)	0:23.99 [5] (0:11.52)	0:12.47 [4] (0:12.47)	0.2L 0:35.92	-1
3	7	FREEDOM RALLY Vlad Duric	1	65.2 Overall	0:11.29 1000m	1:12.67 [3] (0:13.95)	0:58.72 [11] (0:11.29)	0:47.43 [10] (0:11.77)	0:35.66 [9] (0:11.88)	0:23.78 [10] (0:11.47)	0:12.31 [7] (0:12.31)	0.7L 0:35.66	-8
4	5	IRISH SONGS Andrew Mallyon	5	65.7 1000m	0:11.26 1000m	1:12.81 [4] (0:13.79)	0:59.02 [9] (0:11.26)	0:47.76 [7] (0:11.71)	0:36.05 [7] (0:11.78)	0:24.27 [3] (0:11.64)	0:12.63 [5] (0:12.63)	1.5L 0:36.05	+1
5	14	MILLANE Kyle Wilson-Taylor	3	64.0 400m	0:11.53 400m	1:12.89 [5] (0:13.94)	0:58.95 [10] (0:11.60)	0:47.35 [11] (0:11.72)	0:35.63 [11] (0:11.57)	0:24.06 [8] (0:11.53)	0:12.53 [6] (0:12.53)	1.9L 0:35.63	-9
6	1	THE BIG GOODBYE Martin Harley	2	65.0 1000m	0:11.39 1000m	1:13.03 [6] (0:13.74)	0:59.29 [8] (0:11.39)	0:47.90 [9] (0:11.96)	0:35.94 [10] (0:11.75)	0:24.19 [9] (0:11.63)	0:12.56 [8] (0:12.56)	2.7L 0:35.94	-1
7	13	NED'S GULLY Mark Du Plessis	7	65.1 1000m	0:11.32 1000m	1:13.09 [7] (0:13.47)	0:59.62 [4] (0:11.32)	0:48.30 [3] (0:11.76)	0:36.54 [3] (0:11.99)	0:24.55 [3] (0:11.51)	0:13.04 [2] (0:13.04)	2.9L 0:36.54	-3
8	2	ZARASTRO Angela Jones	10	65.7 1000m	0:11.31 1000m	1:13.54 [8] (0:13.37)	1:00.17 [2] (0:11.31)	0:48.86 [1] (0:11.72)	0:37.14 [1] (0:11.85)	0:25.29 [1] (0:11.85)	0:13.44 [3] (0:13.44)	5.4L 0:37.14	-6
9	10	SIR WARWICK Robbie Dolan	14	65.3 Overall	0:11.64 1000m	1:14.14 [9] (0:13.44)	1:00.70 [3] (0:11.64)	0:49.06 [8] (0:11.85)	0:37.21 [8] (0:11.80)	0:25.41 [7] (0:11.80)	0:13.61 [9] (0:13.61)	8.9L 0:37.21	+3
10	16	CRYPTO CURRENCY Cejay Graham	6	65.5 1000m	0:11.41 1000m	1:14.81 [10] (0:13.54)	1:01.27 [5] (0:11.41)	0:49.86 [5] (0:11.79)	0:38.07 [6] (0:12.25)	0:25.82 [11] (0:12.34)	0:13.48 [11] (0:13.48)	12.7L 0:38.07	-3

Scratched: All That Pizzazz (#3), Red Rubi (#15), Aureus Angel (#11), Jetty (#8), Ekaterina (#9)



**Sunshine Coast QLD Professional**  
**Race 5: AUSTRALIAN TURF CLUB TROPHY - 1200m**  
 11 May 2024 - 14:55



Track Rating: Heavy 10, Weather: Fine, Rail Position: True

Section		Overall	1000m	800m	600m	400m	200m	Last 600m					
Field Times		1:12.53 (0:13.32)	0:59.21 (0:11.36)	0:47.85 (0:11.72)	0:36.13 (0:11.85)	0:24.28 (0:11.68)	0:12.60 (0:12.60)	0:36.13					
Rank	TAB Horse/Jockey	Barrier	Top Speed [km/h]	Fastest Section									
11	6 NETTUNO Ryan Maloney	4	64.9 Overall	0:11.28 1000m	1:15.22 [11] (0:13.65)	1:01.57 [7] (0:11.28)	0:50.29 [4] (0:11.75)	0:38.54 [5] (0:12.04)	0:26.50 [6] (0:12.04)	0:14.46 [10] (0:14.46)	15L	0:38.54	-7

Scratched: All That Pizzazz (#3), Red Rubi (#15), Aureus Angel (#11), Jetty (#8), Ekaterina (#9)

[ ] Ranking at each section and finish  
 -:-:- No data available at this section  
 NA No data available

SCN Saddle cloth number  
 DNF Did not finish  
 DNT Did not track



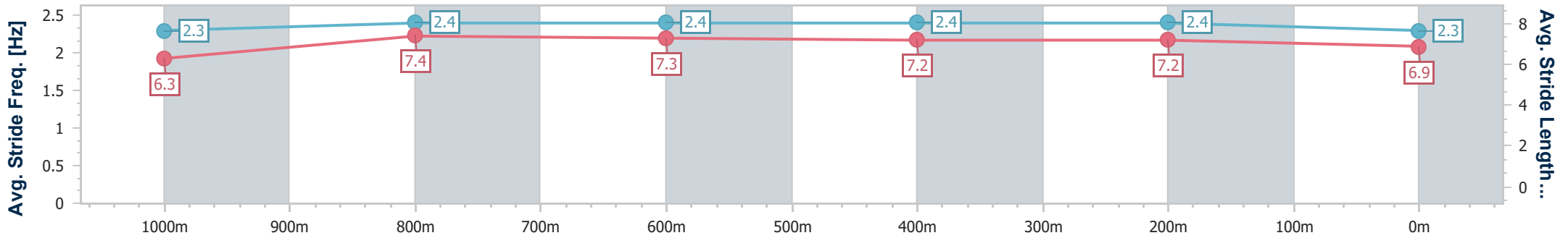
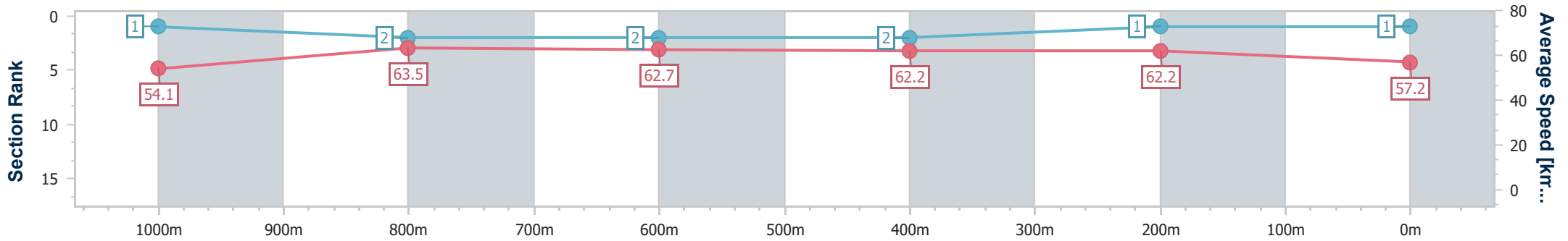
Horse/Jockey Name	At Witz End
Final Rank	1
Fastest Section Time (Section)	0:11.45 (1000m)
Top Speed [km/h] (Section)	65.8 (1000m)
Race State	Finished



Sunshine Coast QLD Professional  
 Race 5: AUSTRALIAN TURF CLUB TROPHY - 1200m  
 11 May 2024 - 14:55  
 Track Rating: Heavy 10, Weather: Fine, Rail Position: True



Section	Overall	1000m	800m	600m	400m	200m
Section Times	1:12.53 [1] (0:13.32)	0:59.21 [1] (0:11.45)	0:47.76 [2] (0:11.74)	0:36.02 [2] (0:11.86)	0:24.16 [2] (0:11.56)	0:12.60 [1] (0:12.60)
Average Speed [km/h]	54.1	63.5	62.7	62.2	62.2	57.2
Top Speed [km/h]	65.7	65.8	63.6	62.8	63.9	60.7
Avg. Dist. to Rail [m]	10.4	5.3	3.5	4.3	9.8	9.8
Avg. Stride Freq. [Hz]	2.3	2.4	2.4	2.4	2.4	2.3
Avg. Stride Length [m]	6.3	7.4	7.3	7.2	7.2	6.9



- [ ] Ranking at each section and finish
- .-.- No data available at this section
- NA No data available



Horse/Jockey Name	Yellow Brick
Final Rank	2
Fastest Section Time (Section)	0:11.37 (1000m)
Top Speed [km/h] (Section)	65.2 (Overall)
Race State	Finished



Sunshine Coast QLD Professional

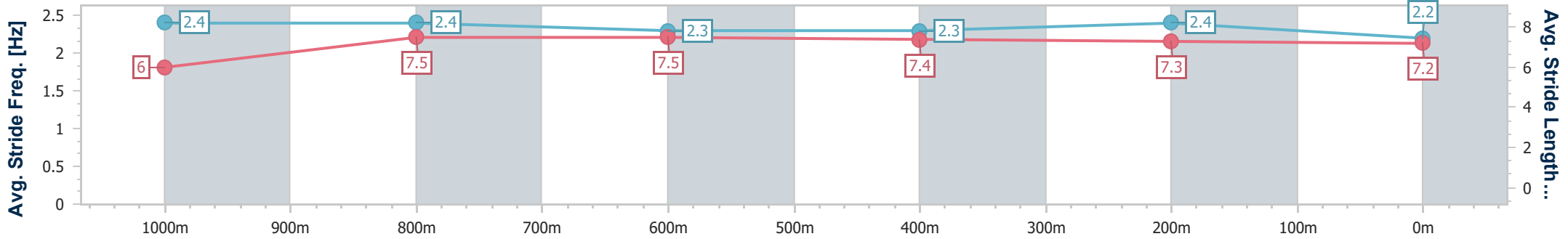
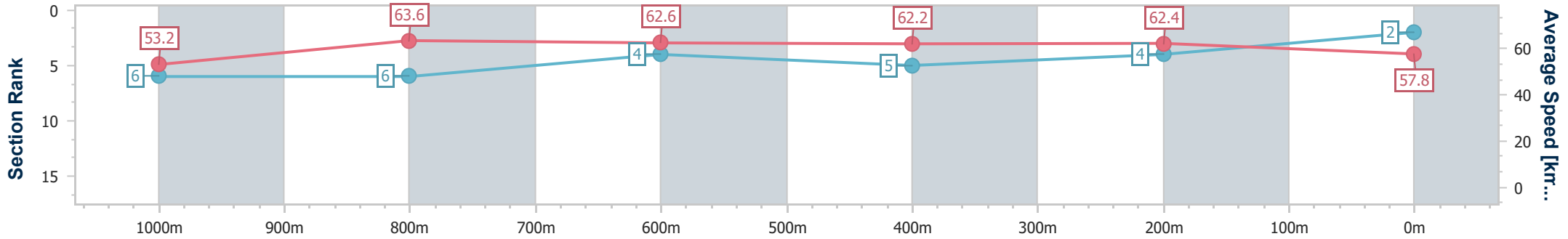
Race 5: AUSTRALIAN TURF CLUB TROPHY - 1200m



11 May 2024 - 14:55

Track Rating: Heavy 10, Weather: Fine, Rail Position: True

Section	Overall	1000m	800m	600m	400m	200m
Section Times	1:12.58 [2] (0:13.59)	0:58.99 [6] (0:11.37)	0:47.62 [6] (0:11.70)	0:35.92 [4] (0:11.93)	0:23.99 [5] (0:11.52)	0:12.47 [4]
Average Speed [km/h]	53.2	63.6	62.6	62.2	62.4	57.8
Top Speed [km/h]	65.2	64.8	64.2	63.4	63.4	61.2
Avg. Dist. to Rail [m]	10.3	3.4	2.5	5.3	10.2	10.0
Avg. Stride Freq. [Hz]	2.4	2.4	2.3	2.3	2.4	2.2
Avg. Stride Length [m]	6.0	7.5	7.5	7.4	7.3	7.2



- [ ] Ranking at each section and finish
- .-.- No data available at this section
- NA No data available





Horse/Jockey Name	Freedom Rally
Final Rank	3
Fastest Section Time (Section)	0:11.29 (1000m)
Top Speed [km/h] (Section)	65.2 (Overall)
Race State	Finished



Sunshine Coast QLD Professional

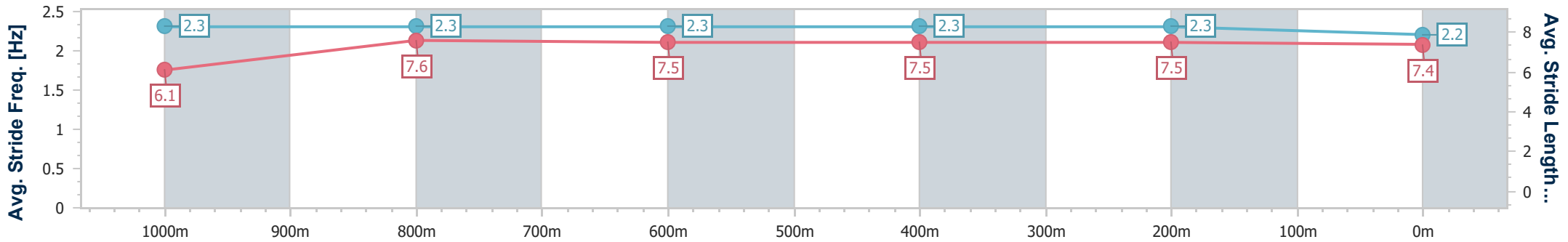
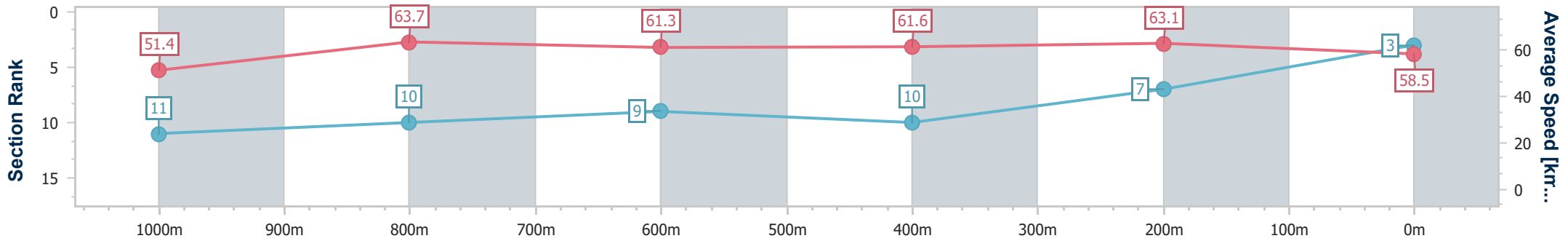
Race 5: AUSTRALIAN TURF CLUB TROPHY - 1200m



11 May 2024 - 14:55

Track Rating: Heavy 10, Weather: Fine, Rail Position: True

Section	Overall	1000m	800m	600m	400m	200m
Section Times	1:12.67 [3] (0:13.95)	0:58.72 [11] (0:11.29)	0:47.43 [10] (0:11.77)	0:35.66 [9] (0:11.88)	0:23.78 [10] (0:11.47)	0:12.31 [7] (0:12.31)
Average Speed [km/h]	51.4	63.7	61.3	61.6	63.1	58.5
Top Speed [km/h]	65.2	65.0	63.2	62.7	64.0	61.2
Avg. Dist. to Rail [m]	3.2	2.5	1.3	3.2	9.0	6.6
Avg. Stride Freq. [Hz]	2.3	2.3	2.3	2.3	2.3	2.2
Avg. Stride Length [m]	6.1	7.6	7.5	7.5	7.5	7.4



- [ ] Ranking at each section and finish
- .-.- No data available at this section
- NA No data available



Horse/Jockey Name	Irish Songs
Final Rank	4
Fastest Section Time (Section)	0:11.26 (1000m)
Top Speed [km/h] (Section)	65.7 (1000m)
Race State	Finished



Sunshine Coast QLD Professional

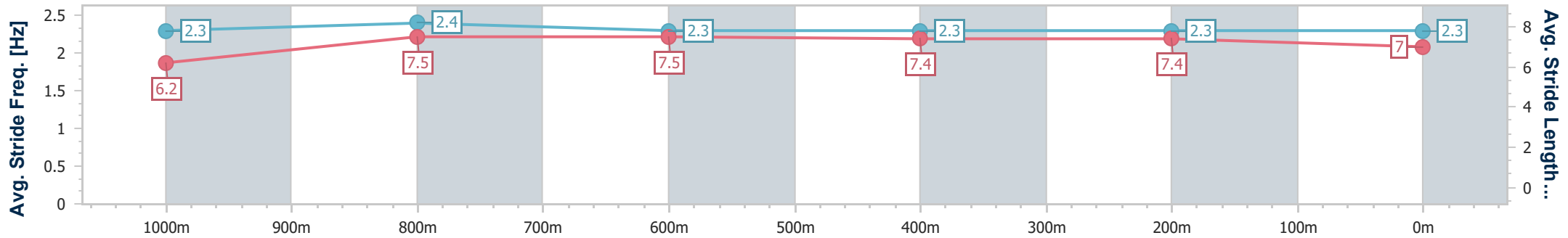
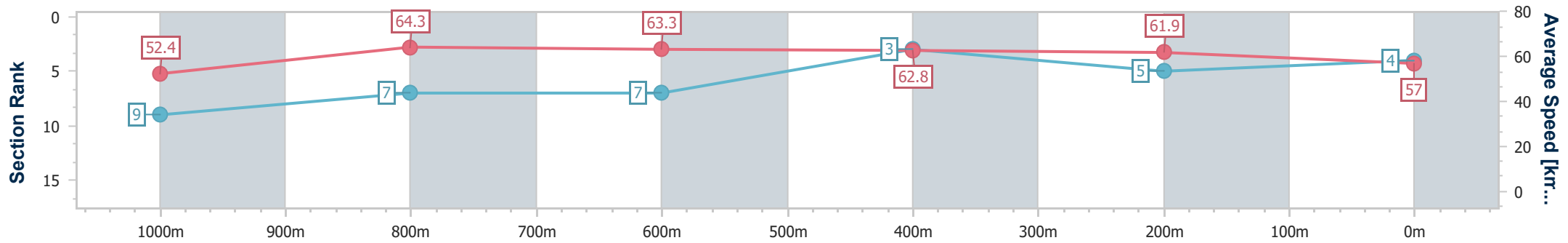
Race 5: AUSTRALIAN TURF CLUB TROPHY - 1200m



11 May 2024 - 14:55

Track Rating: Heavy 10, Weather: Fine, Rail Position: True

Section	Overall	1000m	800m	600m	400m	200m
Section Times	1:12.81 [4] (0:13.79)	0:59.02 [9] (0:11.26)	0:47.76 [7] (0:11.71)	0:36.05 [7] (0:11.78)	0:24.27 [3] (0:11.64)	0:12.63 [5] (0:12.63)
Average Speed [km/h]	52.4	64.3	63.3	62.8	61.9	57.0
Top Speed [km/h]	64.8	65.7	63.8	64.4	63.1	59.8
Avg. Dist. to Rail [m]	7.2	4.4	4.8	4.4	7.5	6.8
Avg. Stride Freq. [Hz]	2.3	2.4	2.3	2.3	2.3	2.3
Avg. Stride Length [m]	6.2	7.5	7.5	7.4	7.4	7.0



- [ ] Ranking at each section and finish
- .-.- No data available at this section
- NA No data available



Horse/Jockey Name	Millane
Final Rank	5
Fastest Section Time (Section)	0:11.53 (400m)
Top Speed [km/h] (Section)	64.0 (400m)
Race State	Finished



Sunshine Coast QLD Professional

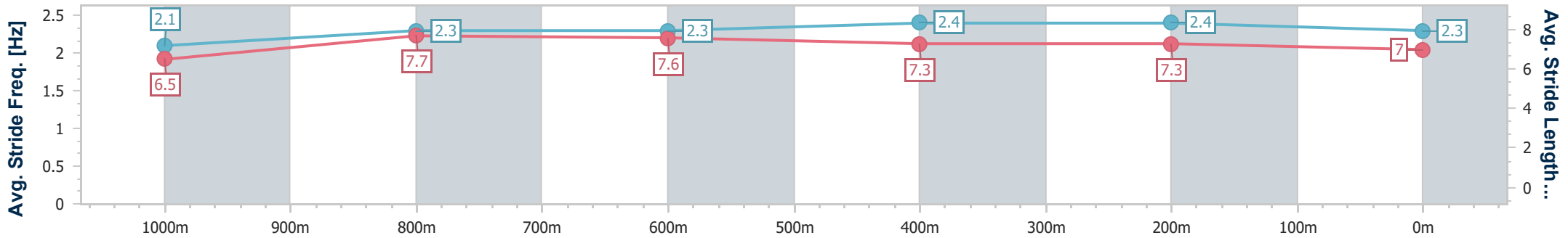
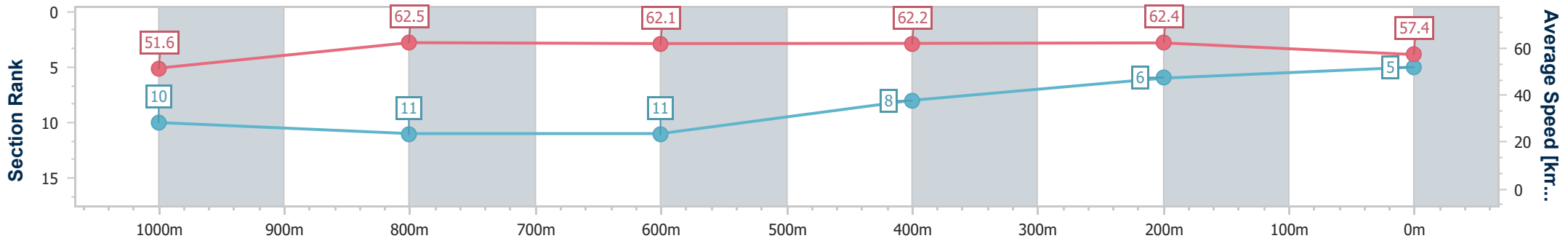
Race 5: AUSTRALIAN TURF CLUB TROPHY - 1200m



11 May 2024 - 14:55

Track Rating: Heavy 10, Weather: Fine, Rail Position: True

Section	Overall	1000m	800m	600m	400m	200m
Section Times	1:12.89 [5] (0:13.94)	0:58.95 [10] (0:11.60)	0:47.35 [11] (0:11.72)	0:35.63 [11] (0:11.57)	0:24.06 [8] (0:11.53)	0:12.53 [6] (0:12.53)
Average Speed [km/h]	51.6	62.5	62.1	62.2	62.4	57.4
Top Speed [km/h]	63.2	62.9	63.2	63.2	64.0	61.2
Avg. Dist. to Rail [m]	3.9	2.5	1.4	0.7	4.9	4.7
Avg. Stride Freq. [Hz]	2.1	2.3	2.3	2.4	2.4	2.3
Avg. Stride Length [m]	6.5	7.7	7.6	7.3	7.3	7.0



- [ ] Ranking at each section and finish
- .-.- No data available at this section
- NA No data available



Horse/Jockey Name	The Big Goodbye
Final Rank	6
Fastest Section Time (Section)	0:11.39 (1000m)
Top Speed [km/h] (Section)	65.0 (1000m)
Race State	Finished



Sunshine Coast QLD Professional

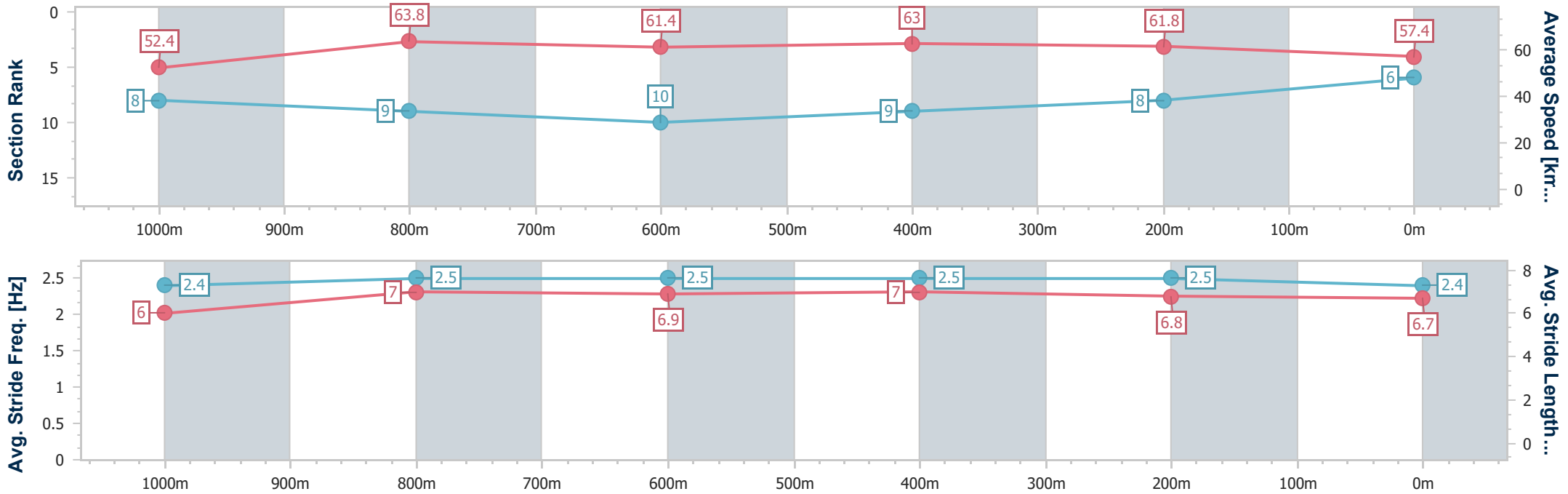
Race 5: AUSTRALIAN TURF CLUB TROPHY - 1200m



11 May 2024 - 14:55

Track Rating: Heavy 10, Weather: Fine, Rail Position: True

Section	Overall	1000m	800m	600m	400m	200m
Section Times	1:13.03 [6] (0:13.74)	0:59.29 [8] (0:11.39)	0:47.90 [9] (0:11.96)	0:35.94 [10] (0:11.75)	0:24.19 [9] (0:11.63)	0:12.56 [8] (0:12.56)
Average Speed [km/h]	52.4	63.8	61.4	63.0	61.8	57.4
Top Speed [km/h]	63.5	65.0	62.9	63.4	63.0	60.3
Avg. Dist. to Rail [m]	5.1	4.6	3.5	4.3	9.2	10.0
Avg. Stride Freq. [Hz]	2.4	2.5	2.5	2.5	2.5	2.4
Avg. Stride Length [m]	6.0	7.0	6.9	7.0	6.8	6.7



- [ ] Ranking at each section and finish
- .-.- No data available at this section
- NA No data available



Horse/Jockey Name	Ned's Gully
Final Rank	7
Fastest Section Time (Section)	0:11.32 (1000m)
Top Speed [km/h] (Section)	65.1 (1000m)
Race State	Finished



Sunshine Coast QLD Professional

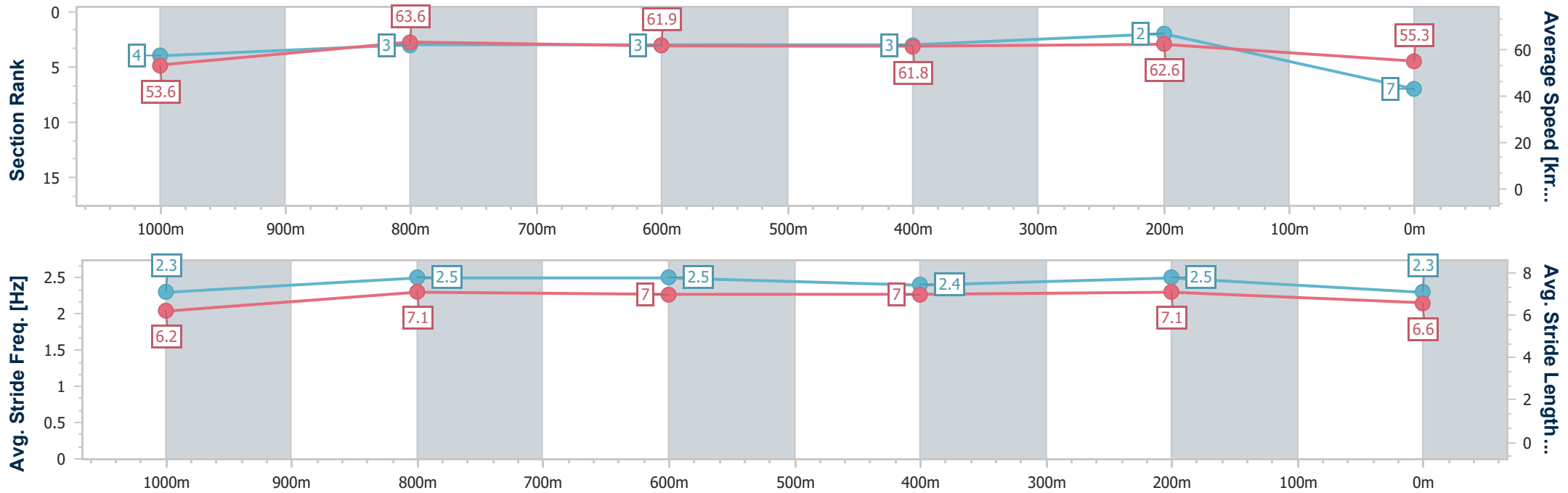
Race 5: AUSTRALIAN TURF CLUB TROPHY - 1200m



11 May 2024 - 14:55

Track Rating: Heavy 10, Weather: Fine, Rail Position: True

Section	Overall	1000m	800m	600m	400m	200m
Section Times	1:13.09 [7] (0:13.47)	0:59.62 [4] (0:11.32)	0:48.30 [3] (0:11.76)	0:36.54 [3] (0:11.99)	0:24.55 [3] (0:11.51)	0:13.04 [2] (0:13.04)
Average Speed [km/h]	53.6	63.6	61.9	61.8	62.6	55.3
Top Speed [km/h]	63.7	65.1	63.3	63.5	64.1	60.3
Avg. Dist. to Rail [m]	5.3	0.9	1.8	5.2	8.2	7.8
Avg. Stride Freq. [Hz]	2.3	2.5	2.5	2.4	2.5	2.3
Avg. Stride Length [m]	6.2	7.1	7.0	7.0	7.1	6.6



- [ ] Ranking at each section and finish
- .-.- No data available at this section
- NA No data available



Horse/Jockey Name	Zarastro
Final Rank	8
Fastest Section Time (Section)	0:11.31 (1000m)
Top Speed [km/h] (Section)	65.7 (1000m)
Race State	Finished



Sunshine Coast QLD Professional

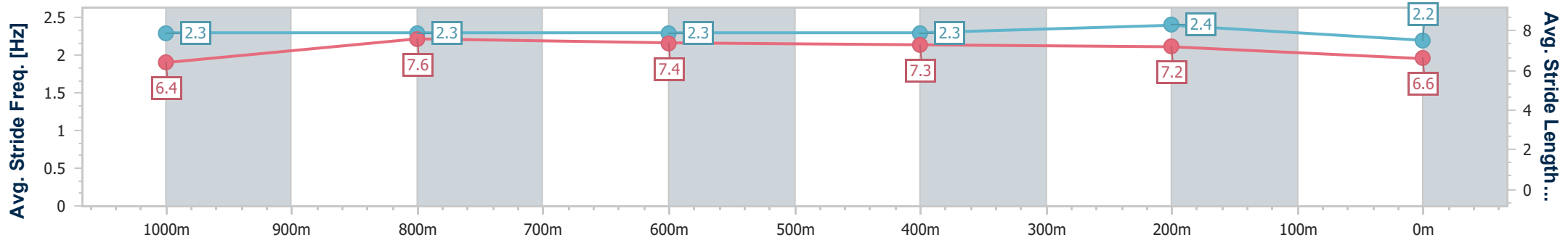
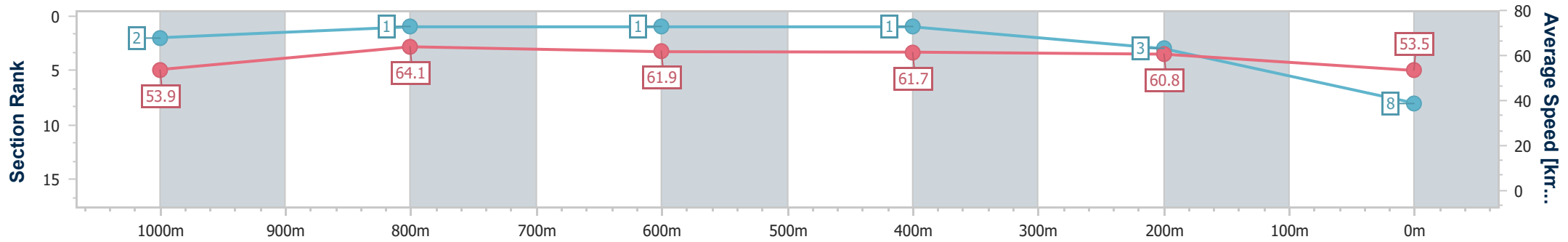
Race 5: AUSTRALIAN TURF CLUB TROPHY - 1200m



11 May 2024 - 14:55

Track Rating: Heavy 10, Weather: Fine, Rail Position: True

Section	Overall	1000m	800m	600m	400m	200m
Section Times	1:13.54 [8] (0:13.37)	1:00.17 [2] (0:11.31)	0:48.86 [1] (0:11.72)	0:37.14 [1] (0:11.85)	0:25.29 [1] (0:11.85)	0:13.44 [3] (0:13.44)
Average Speed [km/h]	53.9	64.1	61.9	61.7	60.8	53.5
Top Speed [km/h]	65.6	65.7	62.7	62.2	62.9	57.8
Avg. Dist. to Rail [m]	8.3	2.3	1.6	2.0	6.5	6.6
Avg. Stride Freq. [Hz]	2.3	2.3	2.3	2.3	2.4	2.2
Avg. Stride Length [m]	6.4	7.6	7.4	7.3	7.2	6.6



- [ ] Ranking at each section and finish
- .-.- No data available at this section
- NA No data available



Horse/Jockey Name	Sir Warwick
Final Rank	9
Fastest Section Time (Section)	0:11.64 (1000m)
Top Speed [km/h] (Section)	65.3 (Overall)
Race State	Finished



Sunshine Coast QLD Professional

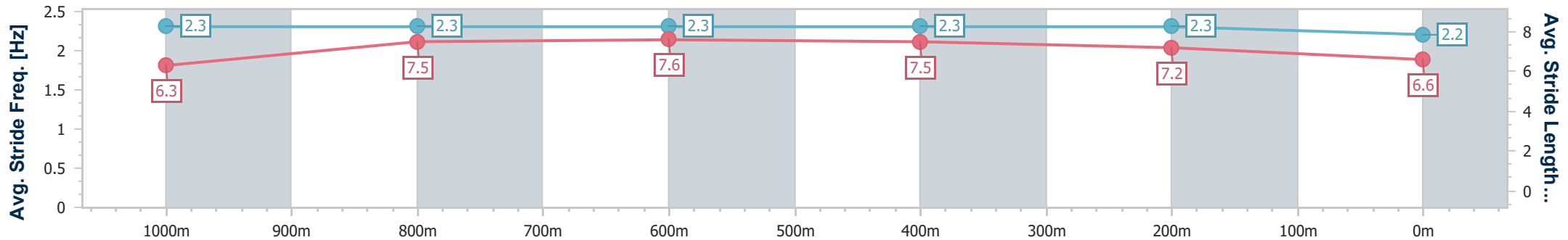
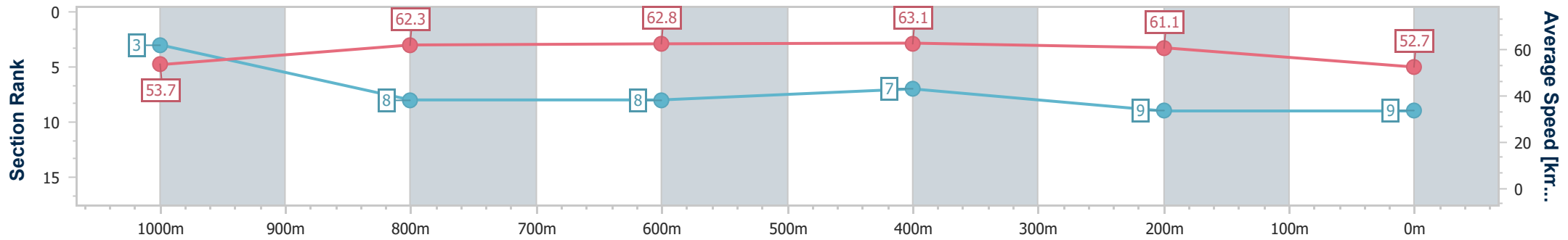
Race 5: AUSTRALIAN TURF CLUB TROPHY - 1200m



11 May 2024 - 14:55

Track Rating: Heavy 10, Weather: Fine, Rail Position: True

Section	Overall	1000m	800m	600m	400m	200m
Section Times	1:14.14 [9] (0:13.44)	1:00.70 [3] (0:11.64)	0:49.06 [8] (0:11.85)	0:37.21 [8] (0:11.80)	0:25.41 [7] (0:11.80)	0:13.61 [9] (0:13.61)
Average Speed [km/h]	53.7	62.3	62.8	63.1	61.1	52.7
Top Speed [km/h]	65.3	63.3	64.1	64.7	63.4	59.2
Avg. Dist. to Rail [m]	11.2	4.6	5.3	5.7	10.5	8.3
Avg. Stride Freq. [Hz]	2.3	2.3	2.3	2.3	2.3	2.2
Avg. Stride Length [m]	6.3	7.5	7.6	7.5	7.2	6.6



- [ ] Ranking at each section and finish
- .-.- No data available at this section
- NA No data available



Horse/Jockey Name	Crypto Currency
Final Rank	10
Fastest Section Time (Section)	0:11.41 (1000m)
Top Speed [km/h] (Section)	65.5 (1000m)
Race State	Finished



Sunshine Coast QLD Professional

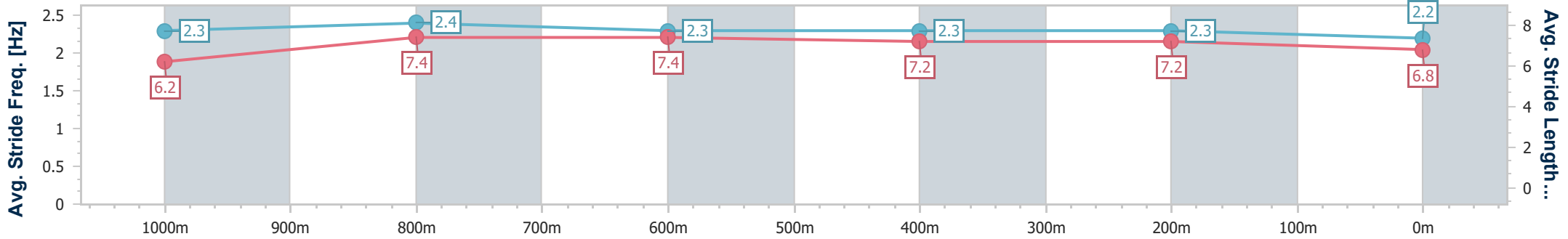
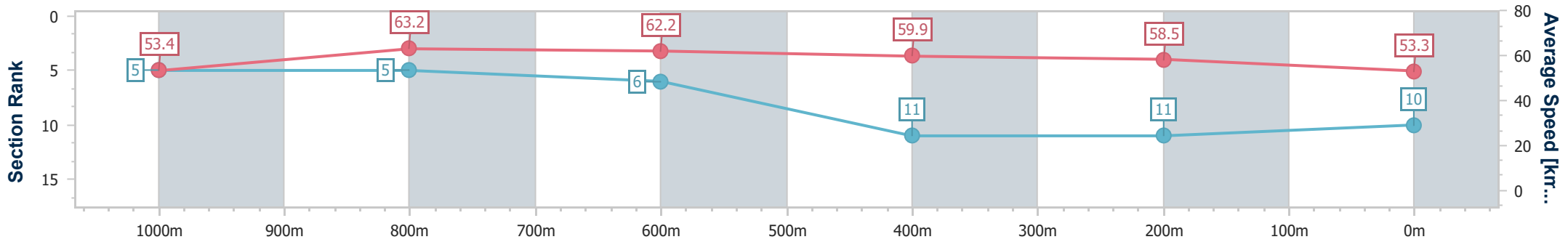
Race 5: AUSTRALIAN TURF CLUB TROPHY - 1200m



11 May 2024 - 14:55

Track Rating: Heavy 10, Weather: Fine, Rail Position: True

Section	Overall	1000m	800m	600m	400m	200m
Section Times	1:14.81 [10] (0:13.54)	1:01.27 [5] (0:11.41)	0:49.86 [5] (0:11.79)	0:38.07 [6] (0:12.25)	0:25.82 [11] (0:12.34)	0:13.48 [11] (0:13.48)
Average Speed [km/h]	53.4	63.2	62.2	59.9	58.5	53.3
Top Speed [km/h]	64.5	65.5	62.8	61.3	59.6	56.7
Avg. Dist. to Rail [m]	4.9	2.1	2.6	3.7	8.0	8.8
Avg. Stride Freq. [Hz]	2.3	2.4	2.3	2.3	2.3	2.2
Avg. Stride Length [m]	6.2	7.4	7.4	7.2	7.2	6.8



- [ ] Ranking at each section and finish
- .-.- No data available at this section
- NA No data available





Horse/Jockey Name	Nettuno
Final Rank	11
Fastest Section Time (Section)	0:11.28 (1000m)
Top Speed [km/h] (Section)	64.9 (Overall)
Race State	Finished



Sunshine Coast QLD Professional

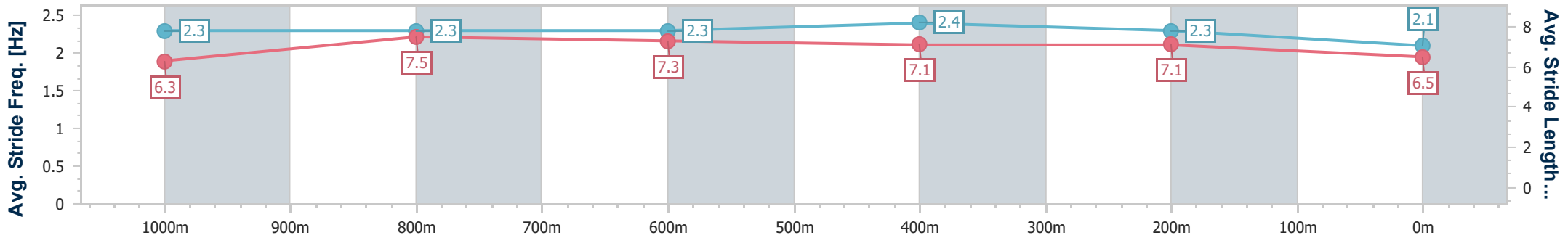
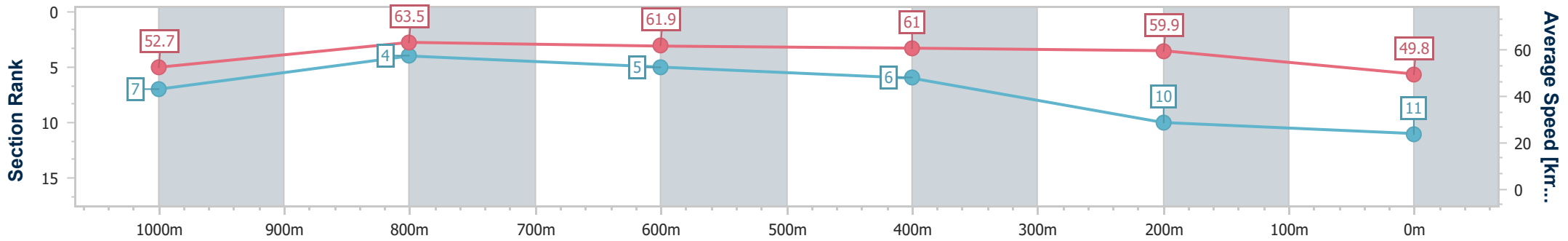
Race 5: AUSTRALIAN TURF CLUB TROPHY - 1200m



11 May 2024 - 14:55

Track Rating: Heavy 10, Weather: Fine, Rail Position: True

Section	Overall	1000m	800m	600m	400m	200m
Section Times	1:15.22 [11] (0:13.65)	1:01.57 [7] (0:11.28)	0:50.29 [4] (0:11.75)	0:38.54 [5] (0:12.04)	0:26.50 [6] (0:12.04)	0:14.46 [10] (0:14.46)
Average Speed [km/h]	52.7	63.5	61.9	61.0	59.9	49.8
Top Speed [km/h]	64.9	64.9	62.5	62.1	61.9	56.6
Avg. Dist. to Rail [m]	3.1	1.2	1.6	3.6	8.3	6.0
Avg. Stride Freq. [Hz]	2.3	2.3	2.3	2.4	2.3	2.1
Avg. Stride Length [m]	6.3	7.5	7.3	7.1	7.1	6.5



- [ ] Ranking at each section and finish
- .-.- No data available at this section
- NA No data available



# Sunshine Coast QLD Professional

## Race 6: BRANDONS ELECTRICAL GOLD COAST GUINEAS - 1200m

11 May 2024 - 15:38



Track Rating: Heavy 10, Weather: Fine, Rail Position: True

Section		Field Times											Last 600m					
		Overall	1000m	800m	600m	400m	200m						0:35.14					
		1:12.02 (0:13.54)	0:58.48 (0:11.55)	0:46.93 (0:11.79)	0:35.14 (0:11.64)	0:23.50 (0:11.22)	0:12.28 (0:12.28)											
Rank	TAB	Horse/Jockey	Barrier	Top Speed [km/h]	Fastest Section												Margin	Distance Travelled [m]
1	3	<b>CORNICHE</b> James McDonald	11	65.9 400m	0:11.03 400m	1:12.02 [1] (0:14.07)	0:57.95 [6] (0:11.69)	0:46.26 [6] (0:11.63)	0:34.63 [6] (0:11.66)	0:22.97 [6] (0:11.03)	0:11.94 [5] (0:11.94)	1:12.02	0:34.63					
2	1	<b>CIFRADO</b> Michael Rodd	10	65.5 400m	0:11.15 400m	1:12.12 [2] (0:13.65)	0:58.47 [2] (0:11.51)	0:46.96 [2] (0:11.72)	0:35.24 [1] (0:11.71)	0:23.53 [2] (0:11.15)	0:12.38 [1] (0:12.38)	0.5L	0:35.24	-1				
3	4	<b>CELUI</b> Opie Bosson	7	65.7 400m	0:11.30 400m	1:12.21 [3] (0:13.54)	0:58.67 [1] (0:11.55)	0:47.12 [1] (0:11.82)	0:35.30 [2] (0:11.61)	0:23.69 [1] (0:11.30)	0:12.39 [3] (0:12.39)	1L	0:35.30	-4				
4	7	<b>MORAVIA</b> Mark Zahra	3	66.6 400m	0:11.11 400m	1:12.28 [4] (0:13.79)	0:58.49 [3] (0:11.55)	0:46.94 [3] (0:11.70)	0:35.24 [3] (0:11.65)	0:23.59 [3] (0:11.11)	0:12.48 [2] (0:12.48)	1.3L	0:35.24	-2				
5	5	<b>BASES LOADED</b> Tim Clark	4	65.2 400m	0:11.19 400m	1:12.42 [5] (0:13.88)	0:58.54 [5] (0:11.60)	0:46.94 [4] (0:11.65)	0:35.29 [4] (0:11.75)	0:23.54 [5] (0:11.19)	0:12.35 [4] (0:12.35)	2.1L	0:35.29	-3				
6	6	<b>XIDAKI</b> Ryan Maloney	1	65.6 400m	0:11.27 400m	1:12.65 [6] (0:13.83)	0:58.82 [4] (0:11.73)	0:47.09 [5] (0:11.70)	0:35.39 [5] (0:11.60)	0:23.79 [4] (0:11.27)	0:12.52 [6] (0:12.52)	3.4L	0:35.39	-2				
7	14	<b>ROLL ON HIGH</b> Vlad Duric	12	66.4 600m	0:11.36 400m	1:12.81 [7] (0:14.40)	0:58.41 [8] (0:11.66)	0:46.75 [9] (0:11.64)	0:35.11 [8] (0:11.53)	0:23.58 [7] (0:11.36)	0:12.22 [7] (0:12.22)	4.2L	0:35.11	+1				
8	9	<b>JUNGLE PRINCE</b> Angela Jones	8	64.8 600m	0:11.54 1000m	1:13.29 [8] (0:14.42)	0:58.87 [9] (0:11.54)	0:47.33 [7] (0:11.59)	0:35.74 [7] (0:11.74)	0:24.00 [8] (0:11.59)	0:12.41 [8] (0:12.41)	7L	0:35.74	-7				
9	8	<b>DEEP RESPECT</b> James Orman	14	65.7 400m	0:11.17 400m	1:13.37 [9] (0:14.45)	0:58.92 [10] (0:11.67)	0:47.25 [10] (0:11.98)	0:35.27 [10] (0:11.70)	0:23.57 [10] (0:11.17)	0:12.40 [9] (0:12.40)	7.5L	0:35.27	+0				
10	17	<b>BERNICE'S SPIRIT</b> Mark Du Plessis	5	64.0 600m	0:11.56 400m	1:13.71 [10] (0:14.15)	0:59.56 [7] (0:11.85)	0:47.71 [8] (0:11.77)	0:35.94 [9] (0:11.74)	0:24.20 [9] (0:11.56)	0:12.64 [10] (0:12.64)	9.3L	0:35.94	-6				

Scratched: Chrysaor (#2), Tiger Shark (#11), Russian Alliance (#13), Empress Of Wonder (#15), Abounding (#10), Mixed Spice (#16), Stefi Magnetica (#12), Catrall (#18)

[ ] Ranking at each section and finish  
 -:-:- No data available at this section  
 NA No data available

SCN Saddle cloth number  
 DNF Did not finish  
 DNT Did not track



Horse/Jockey Name	Corniche
Final Rank	1
Fastest Section Time (Section)	0:11.03 (400m)
Top Speed [km/h] (Section)	65.9 (400m)
Race State	Finished



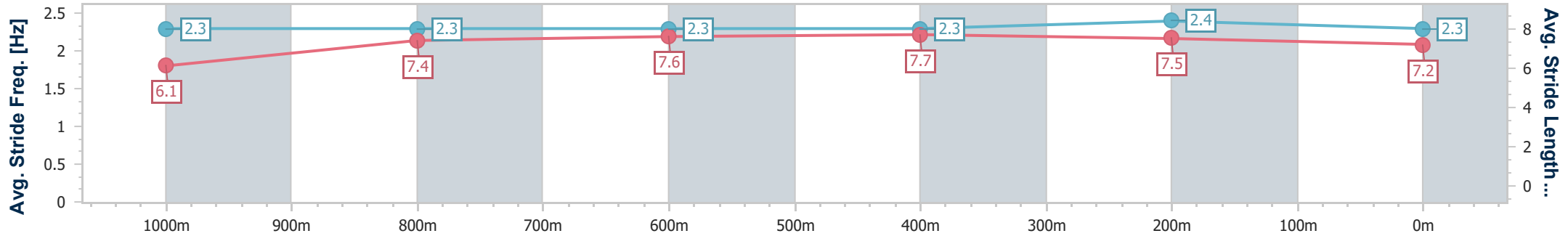
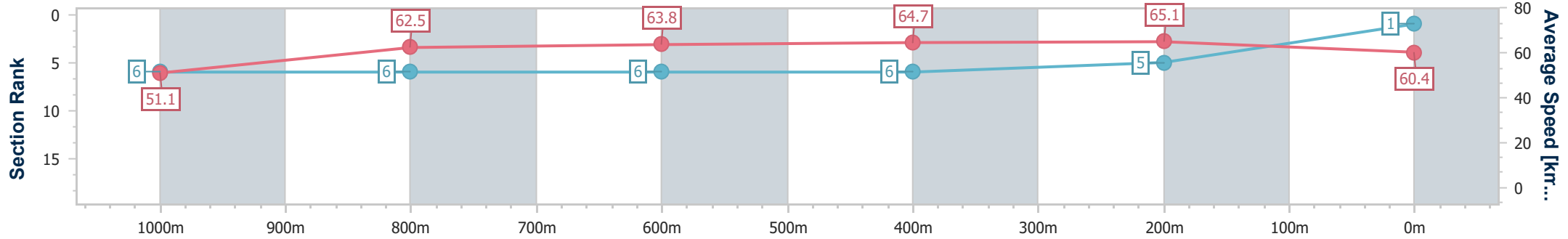
Sunshine Coast QLD Professional  
Race 6: BRANDONS ELECTRICAL GOLD COAST GUINEAS - 1200m



11 May 2024 - 15:38

Track Rating: Heavy 10, Weather: Fine, Rail Position: True

Section	Overall	1000m	800m	600m	400m	200m
Section Times	1:12.02 [1] (0:14.07)	0:57.95 [6] (0:11.69)	0:46.26 [6] (0:11.63)	0:34.63 [6] (0:11.66)	0:22.97 [6] (0:11.03)	0:11.94 [5] (0:11.94)
Average Speed [km/h]	51.1	62.5	63.8	64.7	65.1	60.4
Top Speed [km/h]	61.6	64.9	64.8	65.7	65.9	64.1
Avg. Dist. to Rail [m]	9.1	6.5	5.1	7.9	12.1	10.8
Avg. Stride Freq. [Hz]	2.3	2.3	2.3	2.3	2.4	2.3
Avg. Stride Length [m]	6.1	7.4	7.6	7.7	7.5	7.2



- [ ] Ranking at each section and finish
- .-.- No data available at this section
- NA No data available



Horse/Jockey Name	Cifrado
Final Rank	2
Fastest Section Time (Section)	0:11.15 (400m)
Top Speed [km/h] (Section)	65.5 (400m)
Race State	Finished



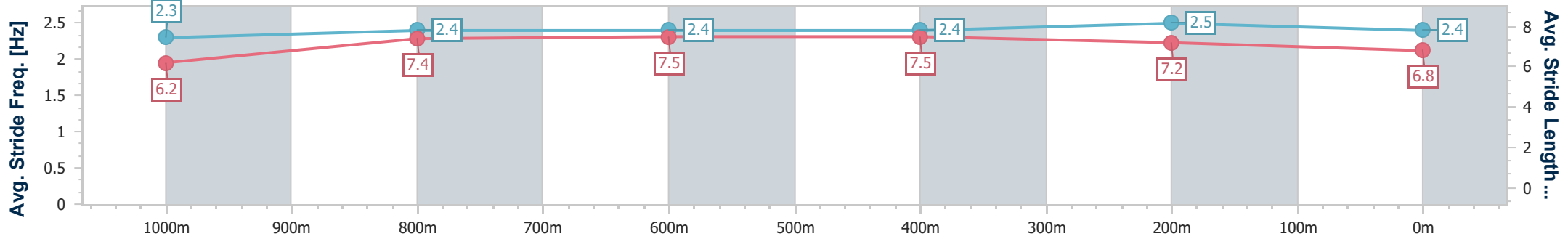
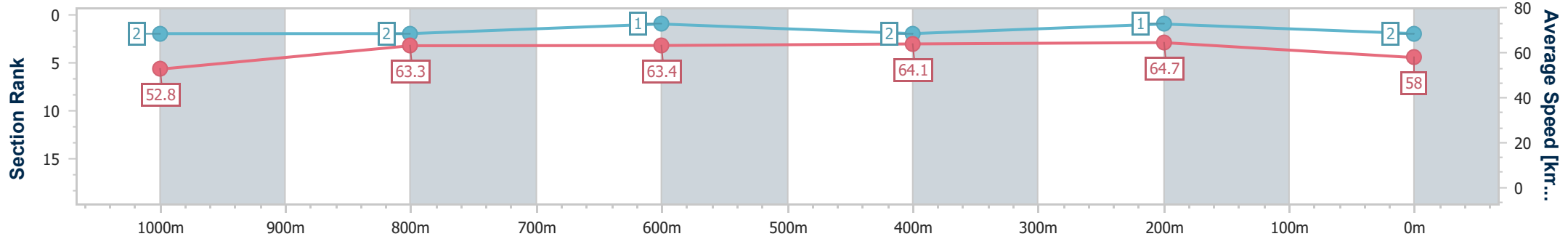
Sunshine Coast QLD Professional  
Race 6: BRANDONS ELECTRICAL GOLD COAST GUINEAS - 1200m



11 May 2024 - 15:38

Track Rating: Heavy 10, Weather: Fine, Rail Position: True

Section	Overall	1000m	800m	600m	400m	200m
Section Times	1:12.12 [2] (0:13.65)	0:58.47 [2] (0:11.51)	0:46.96 [2] (0:11.72)	0:35.24 [1] (0:11.71)	0:23.53 [2] (0:11.15)	0:12.38 [1]
Average Speed [km/h]	52.8	63.3	63.4	64.1	64.7	58.0
Top Speed [km/h]	63.9	64.0	64.6	64.9	65.5	63.5
Avg. Dist. to Rail [m]	7.5	6.0	5.7	7.1	10.8	12.1
Avg. Stride Freq. [Hz]	2.3	2.4	2.4	2.4	2.5	2.4
Avg. Stride Length [m]	6.2	7.4	7.5	7.5	7.2	6.8



- [ ] Ranking at each section and finish
- .-.- No data available at this section
- NA No data available



Horse/Jockey Name	Celui
Final Rank	3
Fastest Section Time (Section)	0:11.30 (400m)
Top Speed [km/h] (Section)	65.7 (400m)
Race State	Finished



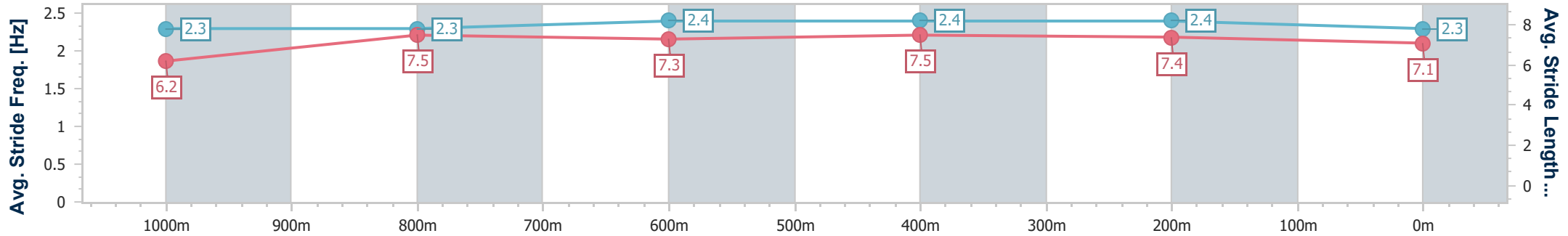
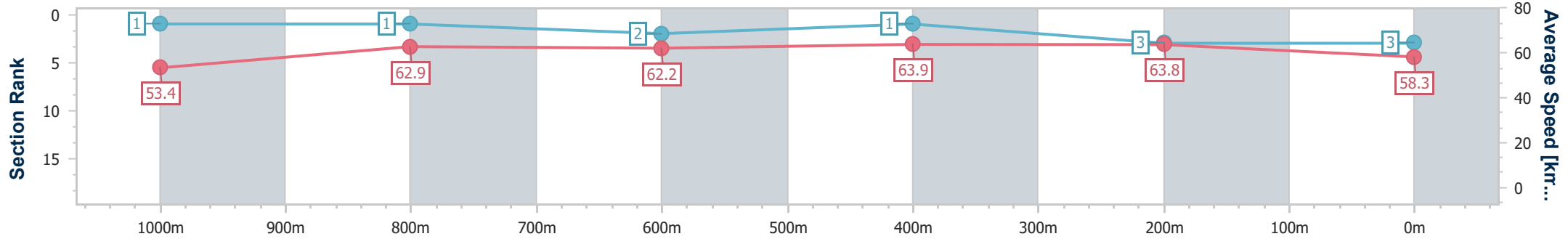
Sunshine Coast QLD Professional  
Race 6: BRANDONS ELECTRICAL GOLD COAST GUINEAS - 1200m



11 May 2024 - 15:38

Track Rating: Heavy 10, Weather: Fine, Rail Position: True

Section	Overall	1000m	800m	600m	400m	200m
Section Times	1:12.21 [3] (0:13.54)	0:58.67 [1] (0:11.55)	0:47.12 [1] (0:11.82)	0:35.30 [2] (0:11.61)	0:23.69 [1] (0:11.30)	0:12.39 [3] (0:12.39)
Average Speed [km/h]	53.4	62.9	62.2	63.9	63.8	58.3
Top Speed [km/h]	63.6	64.0	63.4	65.2	65.7	61.9
Avg. Dist. to Rail [m]	4.9	4.2	3.9	5.4	8.7	8.7
Avg. Stride Freq. [Hz]	2.3	2.3	2.4	2.4	2.4	2.3
Avg. Stride Length [m]	6.2	7.5	7.3	7.5	7.4	7.1



- [ ] Ranking at each section and finish
- .-.- No data available at this section
- NA No data available



Horse/Jockey Name	Moravia
Final Rank	4
Fastest Section Time (Section)	0:11.11 (400m)
Top Speed [km/h] (Section)	66.6 (400m)
Race State	Finished



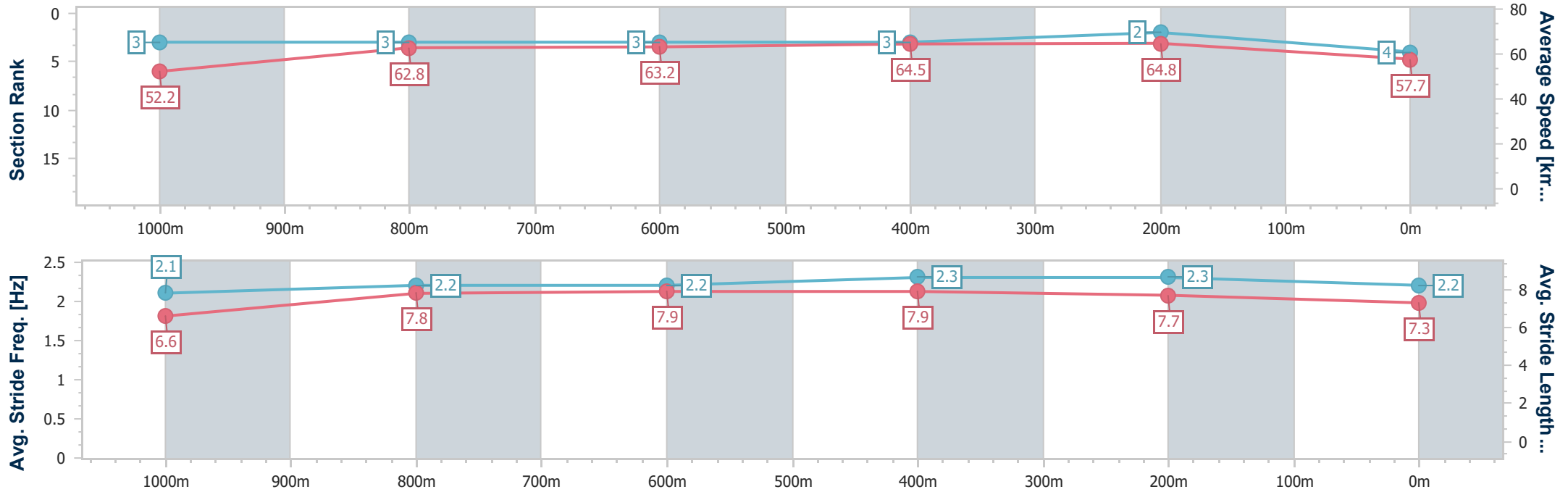
Sunshine Coast QLD Professional  
Race 6: BRANDONS ELECTRICAL GOLD COAST GUINEAS - 1200m



11 May 2024 - 15:38

Track Rating: Heavy 10, Weather: Fine, Rail Position: True

Section	Overall	1000m	800m	600m	400m	200m
Section Times	1:12.28 [4] (0:13.79)	0:58.49 [3] (0:11.55)	0:46.94 [3] (0:11.70)	0:35.24 [3] (0:11.65)	0:23.59 [3] (0:11.11)	0:12.48 [2] (0:12.48)
Average Speed [km/h]	52.2	62.8	63.2	64.5	64.8	57.7
Top Speed [km/h]	62.7	63.8	64.4	66.4	66.6	62.9
Avg. Dist. to Rail [m]	2.4	3.8	4.5	7.0	10.8	11.3
Avg. Stride Freq. [Hz]	2.1	2.2	2.2	2.3	2.3	2.2
Avg. Stride Length [m]	6.6	7.8	7.9	7.9	7.7	7.3



- [ ] Ranking at each section and finish
- .-.- No data available at this section
- NA No data available



Horse/Jockey Name	Bases Loaded
Final Rank	5
Fastest Section Time (Section)	0:11.19 (400m)
Top Speed [km/h] (Section)	65.2 (400m)
Race State	Finished



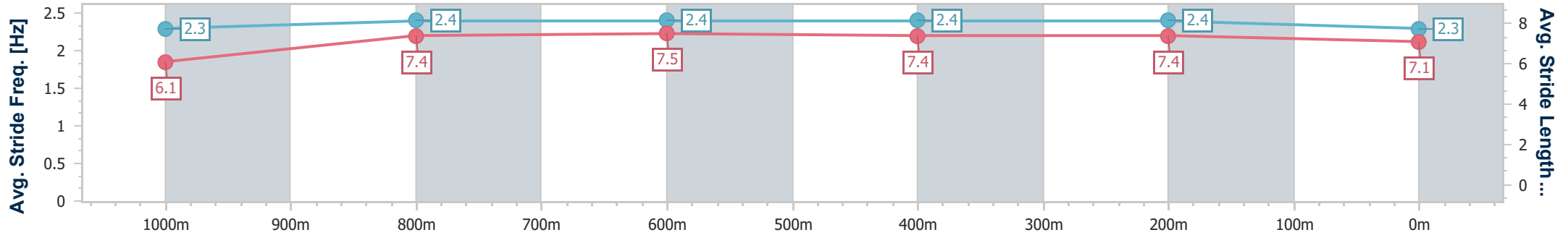
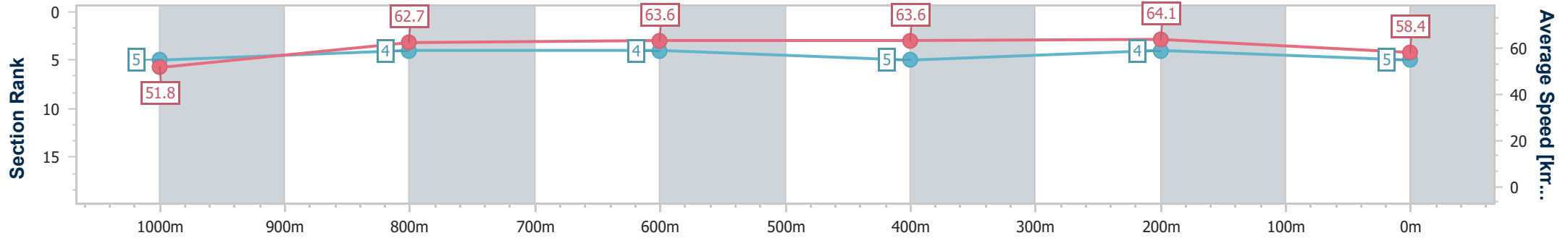
Sunshine Coast QLD Professional  
 Race 6: BRANDONS ELECTRICAL GOLD COAST GUINEAS - 1200m



11 May 2024 - 15:38

Track Rating: Heavy 10, Weather: Fine, Rail Position: True

Section	Overall	1000m	800m	600m	400m	200m
Section Times	1:12.42 [5] (0:13.88)	0:58.54 [5] (0:11.60)	0:46.94 [4] (0:11.65)	0:35.29 [4] (0:11.75)	0:23.54 [5] (0:11.19)	0:12.35 [4] (0:12.35)
Average Speed [km/h]	51.8	62.7	63.6	63.6	64.1	58.4
Top Speed [km/h]	62.7	63.7	63.7	64.9	65.2	62.6
Avg. Dist. to Rail [m]	5.3	4.9	4.3	6.5	10.9	11.6
Avg. Stride Freq. [Hz]	2.3	2.4	2.4	2.4	2.4	2.3
Avg. Stride Length [m]	6.1	7.4	7.5	7.4	7.4	7.1



- [ ] Ranking at each section and finish
- .-.- No data available at this section
- NA No data available



Horse/Jockey Name	Xidaki
Final Rank	6
Fastest Section Time (Section)	0:11.27 (400m)
Top Speed [km/h] (Section)	65.6 (400m)
Race State	Finished



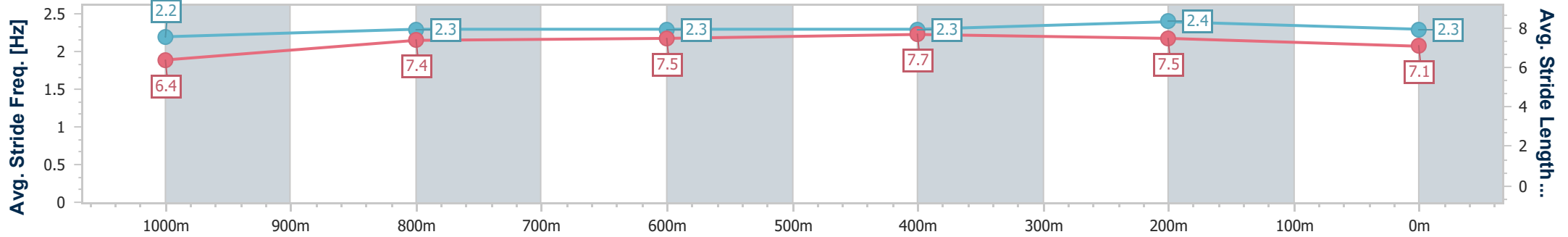
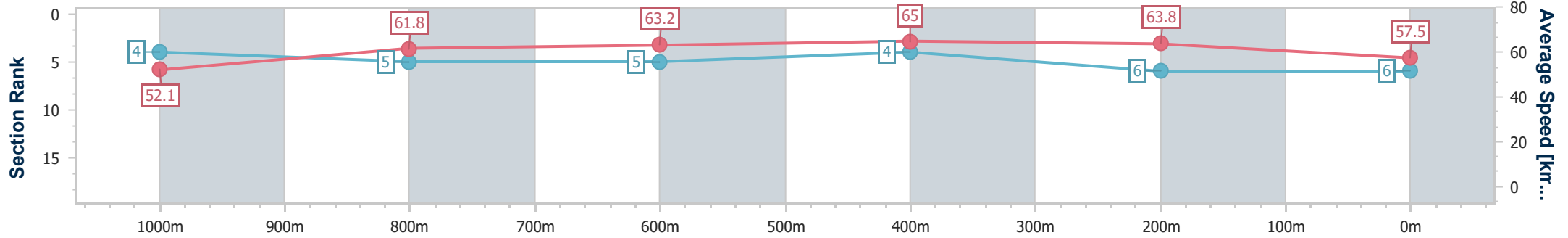
Sunshine Coast QLD Professional  
Race 6: BRANDONS ELECTRICAL GOLD COAST GUINEAS - 1200m



11 May 2024 - 15:38

Track Rating: Heavy 10, Weather: Fine, Rail Position: True

Section	Overall	1000m	800m	600m	400m	200m
Section Times	1:12.65 [6] (0:13.83)	0:58.82 [4] (0:11.73)	0:47.09 [5] (0:11.70)	0:35.39 [5] (0:11.60)	0:23.79 [4] (0:11.27)	0:12.52 [6] (0:12.52)
Average Speed [km/h]	52.1	61.8	63.2	65.0	63.8	57.5
Top Speed [km/h]	61.2	62.6	64.7	65.4	65.6	60.6
Avg. Dist. to Rail [m]	0.6	2.1	4.9	7.4	10.4	8.8
Avg. Stride Freq. [Hz]	2.2	2.3	2.3	2.3	2.4	2.3
Avg. Stride Length [m]	6.4	7.4	7.5	7.7	7.5	7.1



- [ ] Ranking at each section and finish
- .-.- No data available at this section
- NA No data available





Horse/Jockey Name	Roll On High
Final Rank	7
Fastest Section Time (Section)	0:11.36 (400m)
Top Speed [km/h] (Section)	66.4 (600m)
Race State	Finished



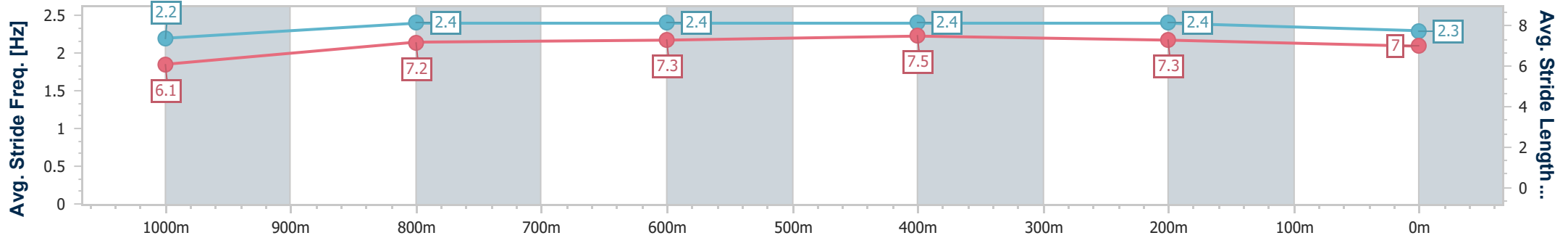
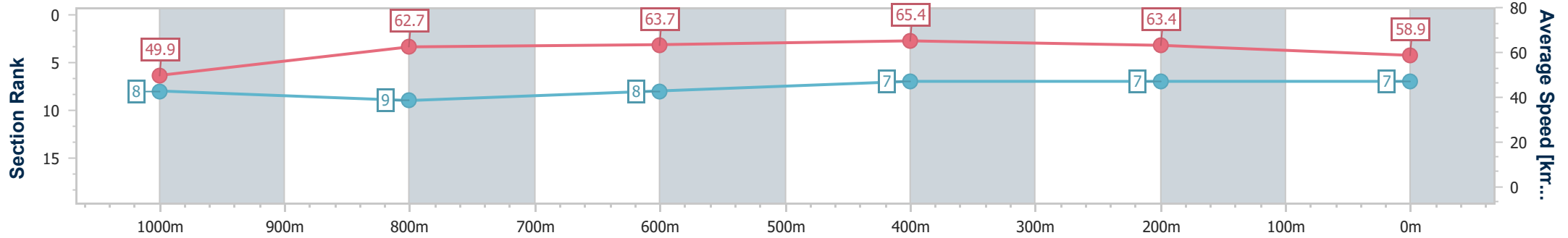
Sunshine Coast QLD Professional  
Race 6: BRANDONS ELECTRICAL GOLD COAST GUINEAS - 1200m



11 May 2024 - 15:38

Track Rating: Heavy 10, Weather: Fine, Rail Position: True

Section	Overall	1000m	800m	600m	400m	200m
Section Times	1:12.81 [7] (0:14.40)	0:58.41 [8] (0:11.66)	0:46.75 [9] (0:11.64)	0:35.11 [8] (0:11.53)	0:23.58 [7] (0:11.36)	0:12.22 [7] (0:12.22)
Average Speed [km/h]	49.9	62.7	63.7	65.4	63.4	58.9
Top Speed [km/h]	64.1	64.8	65.2	66.4	65.7	61.9
Avg. Dist. to Rail [m]	5.2	5.1	5.4	7.9	9.9	9.5
Avg. Stride Freq. [Hz]	2.2	2.4	2.4	2.4	2.4	2.3
Avg. Stride Length [m]	6.1	7.2	7.3	7.5	7.3	7.0



- [ ] Ranking at each section and finish
- .-.- No data available at this section
- NA No data available



Horse/Jockey Name	Jungle Prince
Final Rank	8
Fastest Section Time (Section)	0:11.54 (1000m)
Top Speed [km/h] (Section)	64.8 (600m)
Race State	Finished



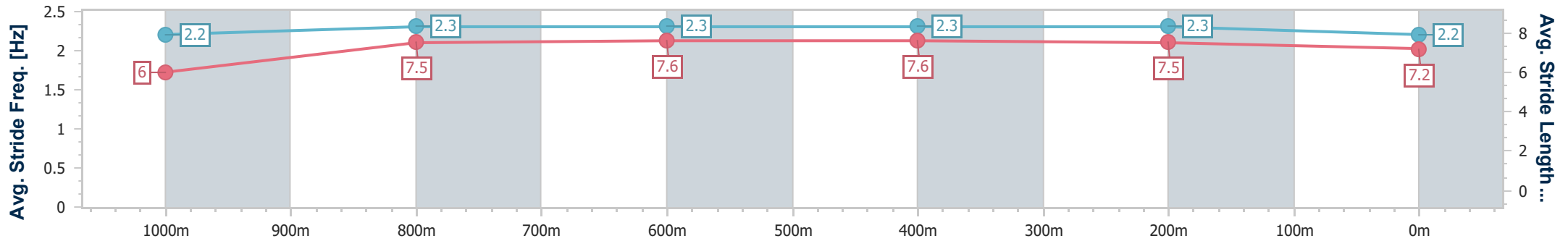
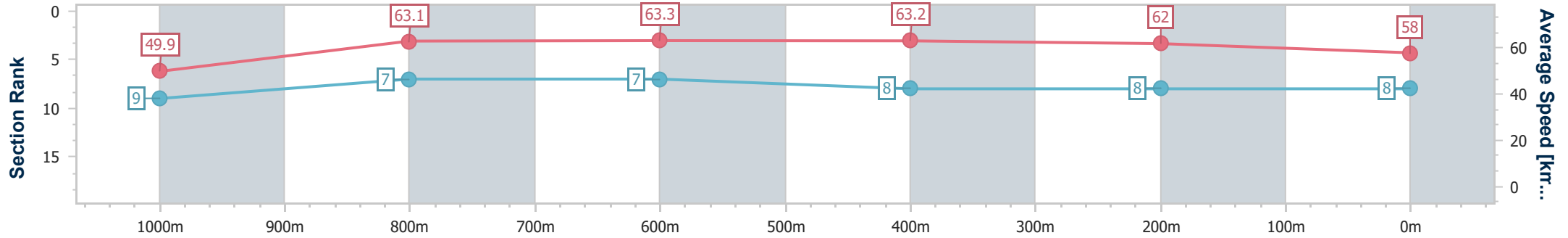
Sunshine Coast QLD Professional  
Race 6: BRANDONS ELECTRICAL GOLD COAST GUINEAS - 1200m



11 May 2024 - 15:38

Track Rating: Heavy 10, Weather: Fine, Rail Position: True

Section	Overall	1000m	800m	600m	400m	200m
Section Times	1:13.29 [8] (0:14.42)	0:58.87 [9] (0:11.54)	0:47.33 [7] (0:11.59)	0:35.74 [7] (0:11.74)	0:24.00 [8] (0:11.59)	0:12.41 [8] (0:12.41)
Average Speed [km/h]	49.9	63.1	63.3	63.2	62.0	58.0
Top Speed [km/h]	63.1	64.3	64.0	64.8	64.7	60.3
Avg. Dist. to Rail [m]	5.7	3.4	3.1	5.5	8.2	6.7
Avg. Stride Freq. [Hz]	2.2	2.3	2.3	2.3	2.3	2.2
Avg. Stride Length [m]	6.0	7.5	7.6	7.6	7.5	7.2



- [ ] Ranking at each section and finish
- .-.- No data available at this section
- NA No data available



Horse/Jockey Name	Deep Respect
Final Rank	9
Fastest Section Time (Section)	0:11.17 (400m)
Top Speed [km/h] (Section)	65.7 (400m)
Race State	Finished



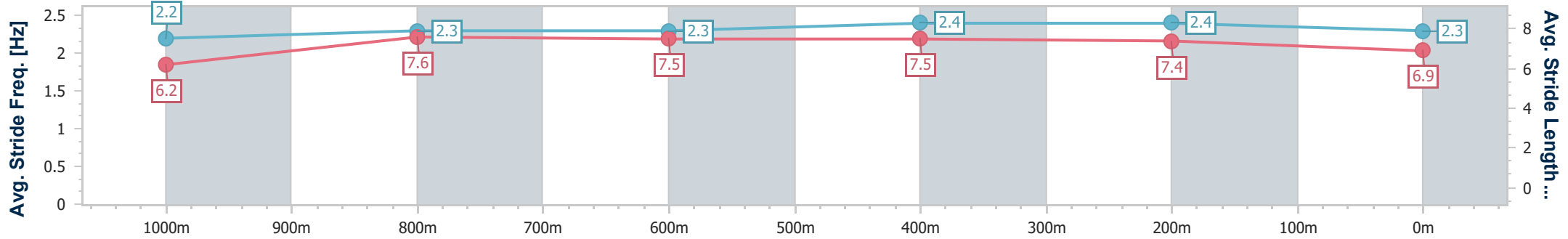
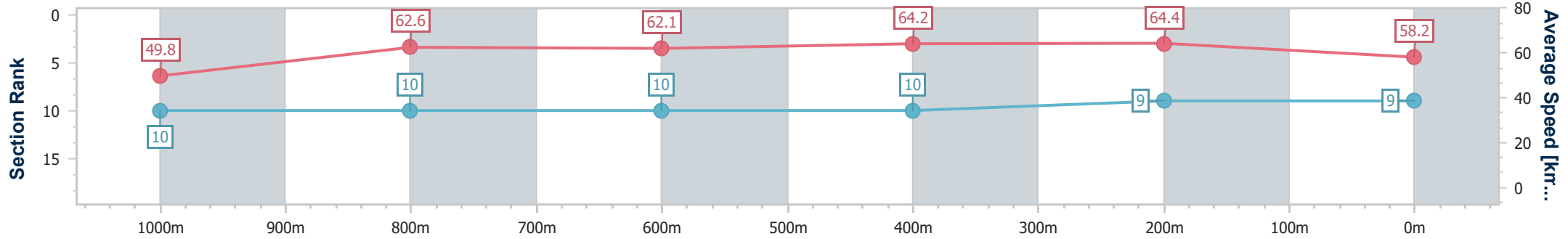
Sunshine Coast QLD Professional  
Race 6: BRANDONS ELECTRICAL GOLD COAST GUINEAS - 1200m



11 May 2024 - 15:38

Track Rating: Heavy 10, Weather: Fine, Rail Position: True

Section	Overall	1000m	800m	600m	400m	200m
Section Times	1:13.37 [9] (0:14.45)	0:58.92 [10] (0:11.67)	0:47.25 [10] (0:11.98)	0:35.27 [10] (0:11.70)	0:23.57 [10] (0:11.17)	0:12.40 [9] (0:12.40)
Average Speed [km/h]	49.8	62.6	62.1	64.2	64.4	58.2
Top Speed [km/h]	62.3	63.5	63.8	65.7	65.7	61.9
Avg. Dist. to Rail [m]	7.5	5.2	5.7	7.3	11.0	9.9
Avg. Stride Freq. [Hz]	2.2	2.3	2.3	2.4	2.4	2.3
Avg. Stride Length [m]	6.2	7.6	7.5	7.5	7.4	6.9



- [ ] Ranking at each section and finish
- .-.- No data available at this section
- NA No data available



Horse/Jockey Name	Bernice's Spirit
Final Rank	10
Fastest Section Time (Section)	0:11.56 (400m)
Top Speed [km/h] (Section)	64.0 (600m)
Race State	Finished



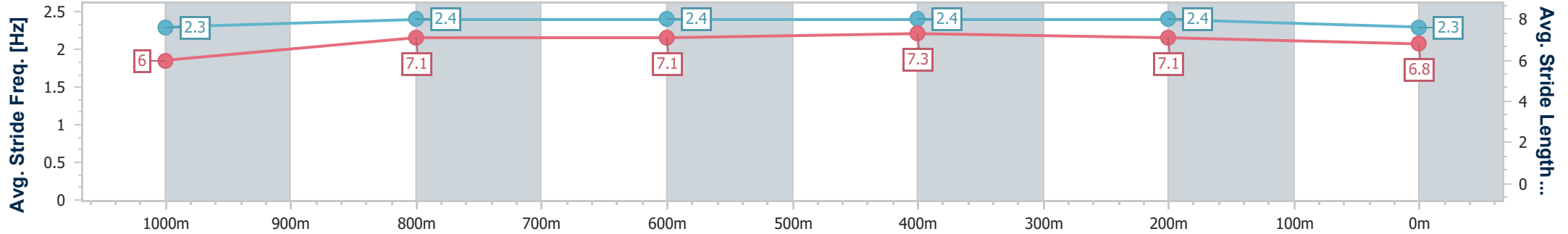
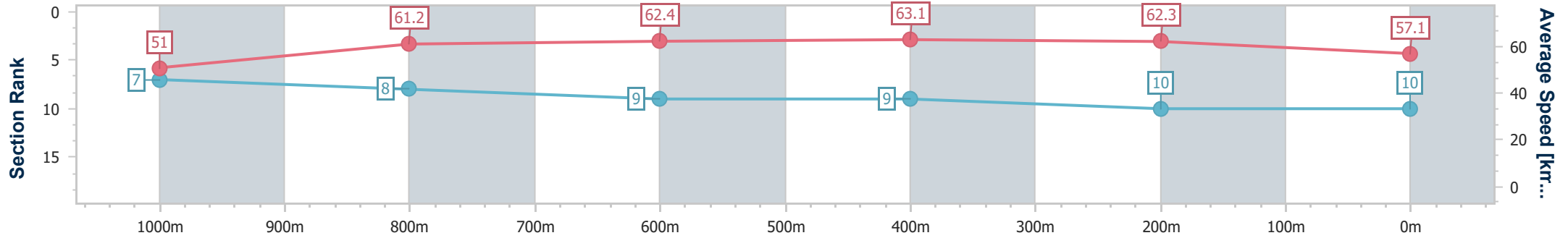
Sunshine Coast QLD Professional  
Race 6: BRANDONS ELECTRICAL GOLD COAST GUINEAS - 1200m



11 May 2024 - 15:38

Track Rating: Heavy 10, Weather: Fine, Rail Position: True

Section	Overall	1000m	800m	600m	400m	200m
Section Times	1:13.71 [10] (0:14.15)	0:59.56 [7] (0:11.85)	0:47.71 [8] (0:11.77)	0:35.94 [9] (0:11.74)	0:24.20 [9] (0:11.56)	0:12.64 [10] (0:12.64)
Average Speed [km/h]	51.0	61.2	62.4	63.1	62.3	57.1
Top Speed [km/h]	63.3	62.3	64.0	64.0	63.5	60.4
Avg. Dist. to Rail [m]	6.2	3.7	3.6	4.7	7.1	5.0
Avg. Stride Freq. [Hz]	2.3	2.4	2.4	2.4	2.4	2.3
Avg. Stride Length [m]	6.0	7.1	7.1	7.3	7.1	6.8



- [ ] Ranking at each section and finish
- .-.- No data available at this section
- NA No data available



# Sunshine Coast QLD Professional

## Race 7: TAB A.D. HOLLINDALE STAKES - 1800m

11 May 2024 - 16:09



Track Rating: Heavy 10, Weather: Overcast, Rail Position: True

Section		Overall	1600m	1400m	1200m	1000m	800m	600m	Last 600m				
Field Times		1:53.26 (0:13.19)	1:40.07 (0:12.32)	1:27.75 (0:12.90)	1:14.85 (0:13.02)	1:01.83 (0:13.08)	0:48.75 (0:12.58)	0:36.17 (0:12.22)	0:36.17				
Rank	TAB Horse/Jockey	Barrier	Top Speed [km/h]	Fastest Section									Distance Travelled [m]
1	1 NUMERIAN Jamie Mott	11	65.6 400m	0:11.37 400m	1:53.26 [1] (0:13.77)	1:39.49 [7] (0:12.24)	1:27.25 [6] (0:12.92)	1:14.33 [6] (0:13.11)	1:01.22 [7] (0:13.04)	0:48.18 [7] (0:12.50)	0:35.68 [7] (0:12.06)	0:35.68	
2	5 JUST FOLK Mark Zahra	8	62.9 400m	0:11.62 400m	1:53.55 [2] (0:13.42)	1:40.13 [4] (0:12.41)	1:27.72 [4] (0:12.92)	1:14.80 [4] (0:13.10)	1:01.70 [5] (0:13.11)	0:48.59 [5] (0:12.53)	0:36.06 [5] (0:12.11)	0:36.06	-5
3	4 KOVALICA Nash Rawiller	13	64.7 400m	0:11.45 400m	1:53.57 [3] (0:13.96)	1:39.61 [9] (0:12.36)	1:27.25 [9] (0:12.95)	1:14.30 [10] (0:13.03)	1:01.27 [10] (0:13.10)	0:48.17 [11] (0:12.51)	0:35.66 [12] (0:12.09)	0:35.66	-2
4	8 MIGHTY ULYSSES Ryan Maloney	7	62.0 400m	0:11.82 400m	1:53.99 [4] (0:13.60)	1:40.39 [6] (0:12.34)	1:28.05 [5] (0:12.96)	1:15.09 [5] (0:12.93)	1:02.16 [4] (0:12.86)	0:49.30 [4] (0:12.59)	0:36.71 [3] (0:12.15)	0:36.71	-5
5	2 HUETOR Tommy Berry	14	64.4 400m	0:11.49 400m	1:54.05 [5] (0:14.08)	1:39.97 [12] (0:12.57)	1:27.40 [12] (0:12.95)	1:14.45 [12] (0:12.97)	1:01.48 [12] (0:12.94)	0:48.54 [12] (0:12.31)	0:36.23 [10] (0:12.25)	0:36.23	+2
6	14 OSMOSE Adam Hyeronimus	10	63.4 600m	0:11.92 400m	1:54.07 [6] (0:13.25)	1:40.82 [2] (0:12.26)	1:28.56 [1] (0:12.93)	1:15.63 [2] (0:13.12)	1:02.51 [2] (0:13.03)	0:49.48 [2] (0:12.50)	0:36.98 [1] (0:12.22)	0:36.98	-6
7	6 UNSPOKEN Vlad Duric	2	63.2 400m	0:11.67 400m	1:54.08 [7] (0:13.78)	1:40.30 [8] (0:12.50)	1:27.80 [8] (0:12.93)	1:14.87 [9] (0:12.98)	1:01.89 [9] (0:13.07)	0:48.82 [9] (0:12.43)	0:36.39 [9] (0:12.17)	0:36.39	-13
8	7 HOO YA MAL Tim Clark	4	62.8 400m	0:11.55 400m	1:54.26 [8] (0:14.02)	1:40.24 [11] (0:12.45)	1:27.79 [11] (0:12.94)	1:14.85 [11] (0:12.96)	1:01.89 [11] (0:13.02)	0:48.87 [10] (0:12.47)	0:36.40 [11] (0:12.41)	0:36.40	-12
9	9 NAVAL COLLEGE John Allen	1	60.8 600m	0:12.09 400m	1:54.96 [9] (0:13.54)	1:41.42 [5] (0:12.50)	1:28.92 [7] (0:12.92)	1:16.00 [7] (0:12.98)	1:03.02 [6] (0:13.05)	0:49.97 [6] (0:12.51)	0:37.46 [6] (0:12.28)	0:37.46	-14
10	12 WAPITI Robbie Dolan	9	61.3 400m	0:12.07 400m	1:55.27 [10] (0:13.19)	1:42.08 [1] (0:12.44)	1:29.64 [3] (0:12.84)	1:16.80 [3] (0:13.11)	1:03.69 [3] (0:13.07)	0:50.62 [3] (0:12.65)	0:37.97 [4] (0:12.38)	0:37.97	-14

Scratched: Luncies (#10), Deny Knowledge (#13)



# Sunshine Coast QLD Professional

## Race 7: TAB A.D. HOLLINDALE STAKES - 1800m



11 May 2024 - 16:09

Track Rating: Heavy 10, Weather: Overcast, Rail Position: True

Section		Overall	1600m	1400m	1200m	1000m	800m	600m	Last 600m					
Field Times		1:53.26 (0:13.19)	1:40.07 (0:12.32)	1:27.75 (0:12.90)	1:14.85 (0:13.02)	1:01.83 (0:13.08)	0:48.75 (0:12.58)	0:36.17 (0:12.22)	0:36.17					
Rank	TAB Horse/Jockey	Barrier	Top Speed [km/h]	Fastest Section										Distance Travelled [m]
11	11 JIMI HENDRIX Damien Thornton	6	60.9 800m	0:12.18 400m	1:56.26 [11] (0:13.34)	1:42.92 [3] (0:12.29)	1:30.63 [2] (0:12.78)	1:17.85 [1] (0:13.02)	1:04.83 [1] (0:13.08)	0:51.75 [1] (0:12.64)	0:39.11 [2] (0:12.45)	0:39.11	-7	
12	3 LE DON DE VIE James Orman	12	61.6 1600m	0:12.30 1600m	1:56.72 [12] (0:14.02)	1:42.70 [10] (0:12.30)	1:30.40 [10] (0:12.86)	1:17.54 [8] (0:12.86)	1:04.68 [8] (0:13.09)	0:51.59 [8] (0:12.54)	0:39.05 [8] (0:12.44)	0:39.05	-6	

Scratched: Luncies (#10), Deny Knowledge (#13)

[ ] Ranking at each section and finish  
 -:-:- No data available at this section  
 NA No data available

SCN Saddle cloth number  
 DNF Did not finish  
 DNT Did not track



**Sunshine Coast QLD Professional**  
**Race 7: TAB A.D. HOLLINDALE STAKES - 1800m**  
**11 May 2024 - 16:09**



Track Rating: Heavy 10, Weather: Overcast, Rail Position: True

Section				400m	200m			Last 600m		
Field Times				0:23.95 (0:11.70)	0:12.25 (0:12.25)			0:36.17		
Rank	TAB	Horse/Jockey	Barrier	Top Speed [km/h]	Fastest Section	Margin				Distance Travelled [m]
1	1	<b>NUMERIAN</b> Jamie Mott	11	65.6 400m	0:11.37 400m	0:23.62 [5] (0:11.37)	0:12.25 [1] (0:12.25)	1:53.26	0:35.68	
2	5	<b>JUST FOLK</b> Mark Zahra	8	62.9 400m	0:11.62 400m	0:23.95 [4] (0:11.62)	0:12.33 [2] (0:12.33)	1.5L	0:36.06	-5
3	4	<b>KOVALICA</b> Nash Rawiller	13	64.7 400m	0:11.45 400m	0:23.57 [9] (0:11.45)	0:12.12 [5] (0:12.12)	1.6L	0:35.66	-2
4	8	<b>MIGHTY ULYSSES</b> Ryan Maloney	7	62.0 400m	0:11.82 400m	0:24.56 [2] (0:11.82)	0:12.74 [4] (0:12.74)	3.9L	0:36.71	-5
5	2	<b>HUETOR</b> Tommy Berry	14	64.4 400m	0:11.49 400m	0:23.98 [10] (0:11.49)	0:12.49 [7] (0:12.49)	4.1L	0:36.23	+2
6	14	<b>OSMOSE</b> Adam Hyeronimus	10	63.4 600m	0:11.92 400m	0:24.76 [1] (0:11.92)	0:12.84 [3] (0:12.84)	4.2L	0:36.98	-6
7	6	<b>UNSPOKEN</b> Vlad Duric	2	63.2 400m	0:11.67 400m	0:24.22 [8] (0:11.67)	0:12.55 [6] (0:12.55)	4.3L	0:36.39	-13
8	7	<b>HOO YA MAL</b> Tim Clark	4	62.8 400m	0:11.55 400m	0:23.99 [12] (0:11.55)	0:12.44 [10] (0:12.44)	5.3L	0:36.40	-12
9	9	<b>NAVAL COLLEGE</b> John Allen	1	60.8 600m	0:12.09 400m	0:25.18 [7] (0:12.09)	0:13.09 [11] (0:13.09)	9.3L	0:37.46	-14
10	12	<b>WAPITI</b> Robbie Dolan	9	61.3 400m	0:12.07 400m	0:25.59 [6] (0:12.07)	0:13.52 [8] (0:13.52)	11.1L	0:37.97	-14

Scratched: Luncies (#10), Deny Knowledge (#13)

[ ] Ranking at each section and finish  
 -:-:- No data available at this section  
 NA No data available

SCN Saddle cloth number  
 DNF Did not finish  
 DNT Did not track



**Sunshine Coast QLD Professional**  
**Race 7: TAB A.D. HOLLINDALE STAKES - 1800m**  
 11 May 2024 - 16:09



Track Rating: Heavy 10, Weather: Overcast, Rail Position: True

Section		400m		200m				Last 600m	
Field Times		0:23.95 (0:11.70)		0:12.25 (0:12.25)				0:36.17	
Rank	TAB Horse/Jockey	Barrier	Top Speed [km/h]	Fastest Section	Margin		Distance Travelled [m]		
11	11 <b>JIMI HENDRIX</b> Damien Thornton	6	60.9 800m	0:12.18 400m	0:26.66 [3] (0:12.18)	0:14.48 [9] (0:14.48)	16.9L		0:39.11 -7
12	3 <b>LE DON DE VIE</b> James Orman	12	61.6 1600m	0:12.30 1600m	0:26.61 [11] (0:12.37)	0:14.24 [12] (0:14.24)	19.7L		0:39.05 -6

Scratched: Luncies (#10), Deny Knowledge (#13)

[ ] Ranking at each section and finish  
 -:-:- No data available at this section  
 NA No data available

SCN Saddle cloth number  
 DNF Did not finish  
 DNT Did not track





Horse/Jockey Name	Numerian
Final Rank	1
Fastest Section Time (Section)	0:11.37 (400m)
Top Speed [km/h] (Section)	65.6 (400m)
Race State	Finished



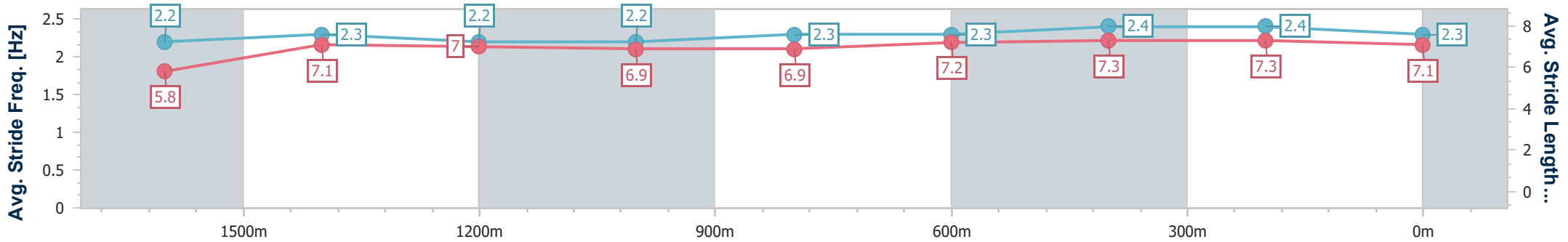
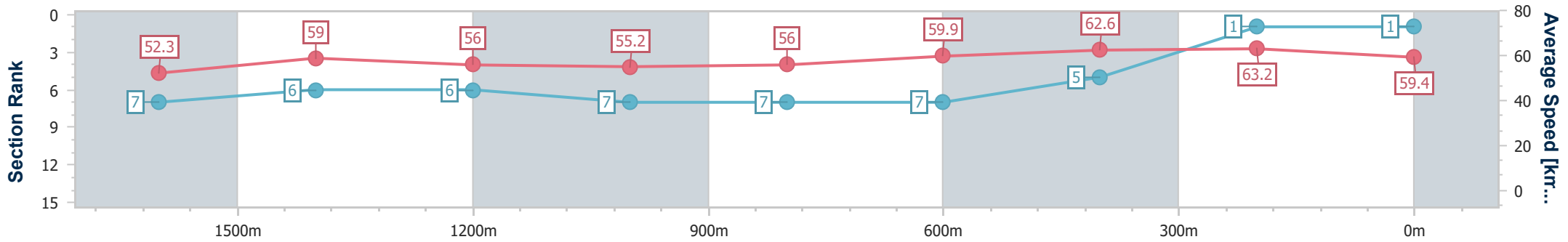
Sunshine Coast QLD Professional  
Race 7: TAB A.D. HOLLINDALE STAKES - 1800m



11 May 2024 - 16:09

Track Rating: Heavy 10, Weather: Overcast, Rail Position: True

Section	Overall	1600m	1400m	1200m	1000m	800m	600m	400m	200m
Section Times	1:53.26 [1] (0:13.77)	1:39.49 [7] (0:12.24)	1:27.25 [6] (0:12.92)	1:14.33 [6] (0:13.11)	1:01.22 [7] (0:13.04)	0:48.18 [7] (0:12.50)	0:35.68 [7] (0:12.06)	0:23.62 [5] (0:11.37)	0:12.25 [1] (0:12.25)
Average Speed [km/h]	52.3	59.0	56.0	55.2	56.0	59.9	62.6	63.2	59.4
Top Speed [km/h]	58.8	60.0	57.0	57.0	57.5	62.5	64.0	65.6	63.3
Avg. Dist. to Rail [m]	6.7	1.2	2.6	5.8	5.5	6.6	7.5	10.7	7.8
Avg. Stride Freq. [Hz]	2.2	2.3	2.2	2.2	2.3	2.3	2.4	2.4	2.3
Avg. Stride Length [m]	5.8	7.1	7.0	6.9	6.9	7.2	7.3	7.3	7.1



- [ ] Ranking at each section and finish
- .-.- No data available at this section
- NA No data available



Horse/Jockey Name	Just Folk
Final Rank	2
Fastest Section Time (Section)	0:11.62 (400m)
Top Speed [km/h] (Section)	62.9 (400m)
Race State	Finished



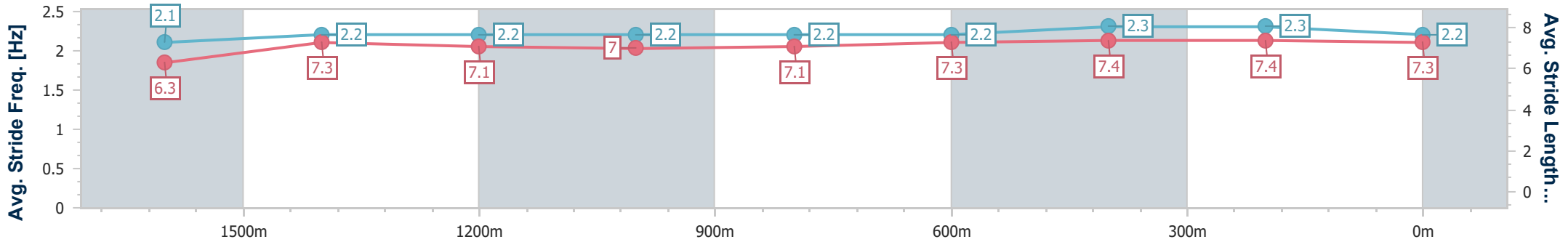
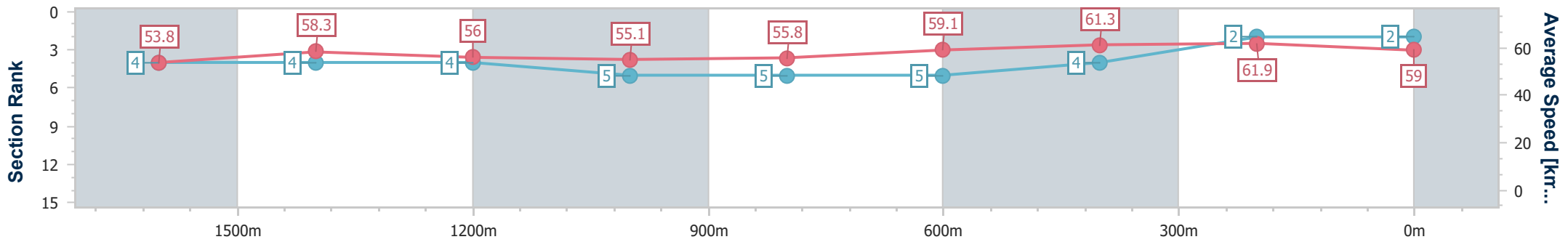
Sunshine Coast QLD Professional  
Race 7: TAB A.D. HOLLINDALE STAKES - 1800m



11 May 2024 - 16:09

Track Rating: Heavy 10, Weather: Overcast, Rail Position: True

Section	Overall	1600m	1400m	1200m	1000m	800m	600m	400m	200m
Section Times	1:53.55 [2] (0:13.42)	1:40.13 [4] (0:12.41)	1:27.72 [4] (0:12.92)	1:14.80 [4] (0:13.10)	1:01.70 [5] (0:13.11)	0:48.59 [5] (0:12.53)	0:36.06 [5] (0:12.11)	0:23.95 [4] (0:11.62)	0:12.33 [2] (0:12.33)
Average Speed [km/h]	53.8	58.3	56.0	55.1	55.8	59.1	61.3	61.9	59.0
Top Speed [km/h]	59.1	59.5	56.8	56.3	56.9	61.4	61.9	62.9	60.4
Avg. Dist. to Rail [m]	6.0	1.8	2.7	4.1	4.7	4.8	5.1	9.1	8.2
Avg. Stride Freq. [Hz]	2.1	2.2	2.2	2.2	2.2	2.2	2.3	2.3	2.2
Avg. Stride Length [m]	6.3	7.3	7.1	7.0	7.1	7.3	7.4	7.4	7.3



- [ ] Ranking at each section and finish
- .-.- No data available at this section
- NA No data available



Horse/Jockey Name	Kovalica
Final Rank	3
Fastest Section Time (Section)	0:11.45 (400m)
Top Speed [km/h] (Section)	64.7 (400m)
Race State	Finished



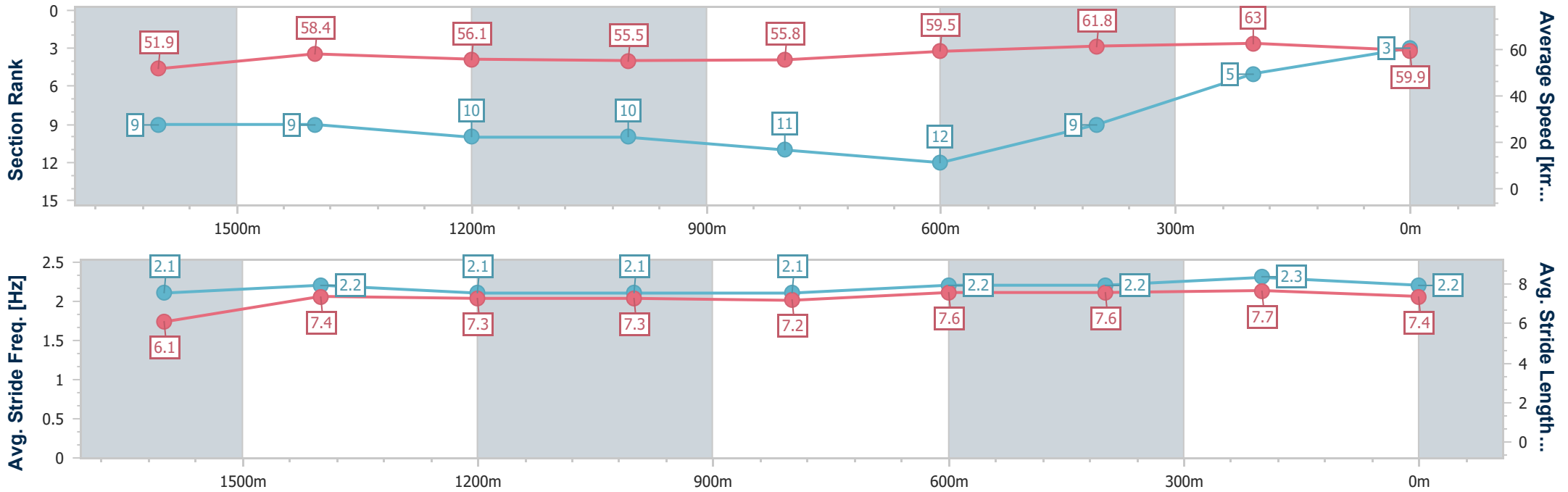
Sunshine Coast QLD Professional  
Race 7: TAB A.D. HOLLINDALE STAKES - 1800m



11 May 2024 - 16:09

Track Rating: Heavy 10, Weather: Overcast, Rail Position: True

Section	Overall	1600m	1400m	1200m	1000m	800m	600m	400m	200m			
Section Times	1:53.57 [3] (0:13.96)	1:39.61 [9] (0:12.36)	1:27.25 [9] (0:12.95)	1:14.30 [10] (0:13.03)	1:01.27 [10] (0:13.10)	0:48.17 [11] (0:12.51)	0:35.66 [12] (0:12.09)	0:23.57 [9] (0:11.45)	0:12.12 [5] (0:12.12)			
Average Speed [km/h]	51.9	58.4	56.1	55.5	55.8	59.5	61.8	63.0	59.9			
Top Speed [km/h]	58.2	59.4	57.7	56.9	57.5	61.6	63.3	64.7	61.6			
Avg. Dist. to Rail [m]	7.8	1.4	3.2	5.1	5.5	5.8	6.7	10.0	8.7			
Avg. Stride Freq. [Hz]	2.1	2.2	2.1	2.1	2.1	2.2	2.2	2.3	2.2			
Avg. Stride Length [m]	6.1	7.4	7.3	7.3	7.2	7.6	7.6	7.7	7.4			



- [ ] Ranking at each section and finish
- .-.- No data available at this section
- NA No data available



Horse/Jockey Name	Mighty Ulysses
Final Rank	4
Fastest Section Time (Section)	0:11.82 (400m)
Top Speed [km/h] (Section)	62.0 (400m)
Race State	Finished



Sunshine Coast QLD Professional

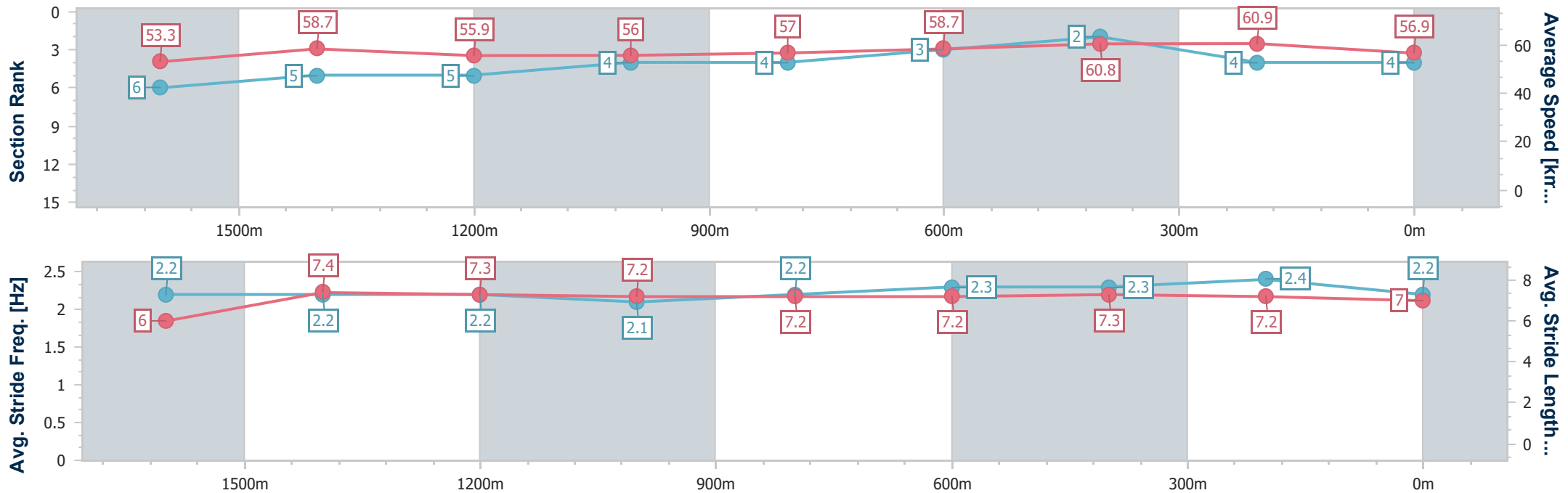
Race 7: TAB A.D. HOLLINDALE STAKES - 1800m



11 May 2024 - 16:09

Track Rating: Heavy 10, Weather: Overcast, Rail Position: True

Section	Overall	1600m	1400m	1200m	1000m	800m	600m	400m	200m
Section Times	1:53.99 [4] (0:13.60)	1:40.39 [6] (0:12.34)	1:28.05 [5] (0:12.96)	1:15.09 [5] (0:12.93)	1:02.16 [4] (0:12.86)	0:49.30 [4] (0:12.59)	0:36.71 [3] (0:12.15)	0:24.56 [2] (0:11.82)	0:12.74 [4] (0:12.74)
Average Speed [km/h]	53.3	58.7	55.9	56.0	57.0	58.7	60.8	60.9	56.9
Top Speed [km/h]	59.6	60.5	57.6	56.9	57.5	61.5	61.3	62.0	59.1
Avg. Dist. to Rail [m]	5.0	2.6	3.5	5.9	5.9	5.0	4.2	7.2	7.1
Avg. Stride Freq. [Hz]	2.2	2.2	2.2	2.1	2.2	2.3	2.3	2.4	2.2
Avg. Stride Length [m]	6.0	7.4	7.3	7.2	7.2	7.2	7.3	7.2	7.0



- [ ] Ranking at each section and finish
- .-.- No data available at this section
- NA No data available



Horse/Jockey Name	Huetor
Final Rank	5
Fastest Section Time (Section)	0:11.49 (400m)
Top Speed [km/h] (Section)	64.4 (400m)
Race State	Finished



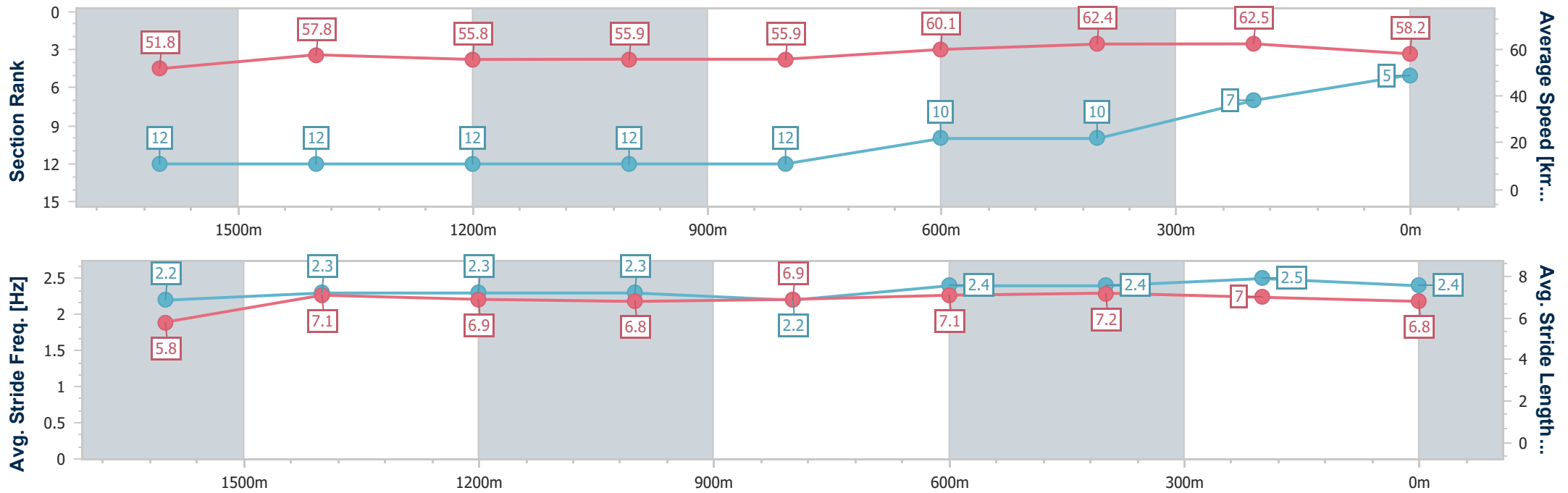
Sunshine Coast QLD Professional  
Race 7: TAB A.D. HOLLINDALE STAKES - 1800m



11 May 2024 - 16:09

Track Rating: Heavy 10, Weather: Overcast, Rail Position: True

Section	Overall	1600m	1400m	1200m	1000m	800m	600m	400m	200m
Section Times	1:54.05 [5] (0:14.08)	1:39.97 [12] (0:12.57)	1:27.40 [12] (0:12.95)	1:14.45 [12] (0:12.97)	1:01.48 [12] (0:12.94)	0:48.54 [12] (0:12.31)	0:36.23 [10] (0:12.25)	0:23.98 [10] (0:11.49)	0:12.49 [7] (0:12.49)
Average Speed [km/h]	51.8	57.8	55.8	55.9	55.9	60.1	62.4	62.5	58.2
Top Speed [km/h]	57.4	58.8	58.5	56.9	57.2	62.8	63.0	64.4	61.8
Avg. Dist. to Rail [m]	10.8	3.3	3.0	3.6	2.9	4.8	9.6	16.6	16.9
Avg. Stride Freq. [Hz]	2.2	2.3	2.3	2.3	2.2	2.4	2.4	2.5	2.4
Avg. Stride Length [m]	5.8	7.1	6.9	6.8	6.9	7.1	7.2	7.0	6.8



- [ ] Ranking at each section and finish
- .-.- No data available at this section
- NA No data available



Horse/Jockey Name	Osmose
Final Rank	6
Fastest Section Time (Section)	0:11.92 (400m)
Top Speed [km/h] (Section)	63.4 (600m)
Race State	Finished



Sunshine Coast QLD Professional

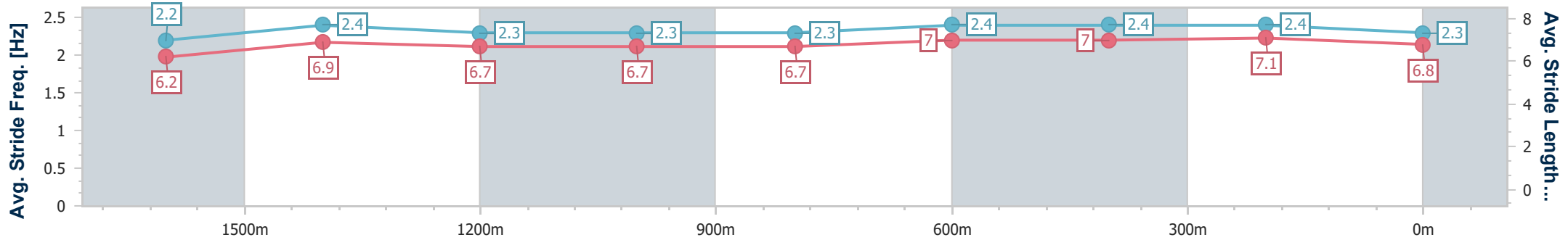
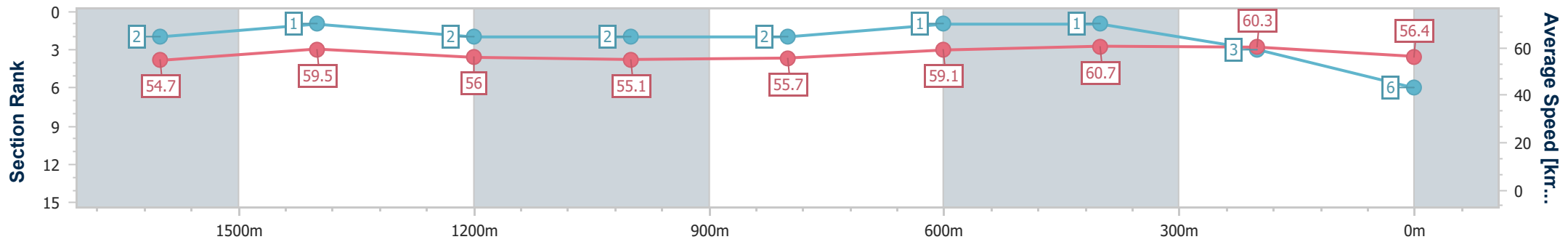
Race 7: TAB A.D. HOLLINDALE STAKES - 1800m



11 May 2024 - 16:09

Track Rating: Heavy 10, Weather: Overcast, Rail Position: True

Section	Overall	1600m	1400m	1200m	1000m	800m	600m	400m	200m
Section Times	1:54.07 [6] (0:13.25)	1:40.82 [2] (0:12.26)	1:28.56 [1] (0:12.93)	1:15.63 [2] (0:13.12)	1:02.51 [2] (0:13.03)	0:49.48 [2] (0:12.50)	0:36.98 [1] (0:12.22)	0:24.76 [1] (0:11.92)	0:12.84 [3] (0:12.84)
Average Speed [km/h]	54.7	59.5	56.0	55.1	55.7	59.1	60.7	60.3	56.4
Top Speed [km/h]	61.5	61.7	57.1	56.1	59.4	60.5	63.4	61.2	59.9
Avg. Dist. to Rail [m]	9.7	3.0	3.3	3.7	2.6	4.3	5.1	7.2	6.8
Avg. Stride Freq. [Hz]	2.2	2.4	2.3	2.3	2.3	2.4	2.4	2.4	2.3
Avg. Stride Length [m]	6.2	6.9	6.7	6.7	6.7	7.0	7.0	7.1	6.8



- [ ] Ranking at each section and finish
- .-.- No data available at this section
- NA No data available



Horse/Jockey Name	Unspoken
Final Rank	7
Fastest Section Time (Section)	0:11.67 (400m)
Top Speed [km/h] (Section)	63.2 (400m)
Race State	Finished



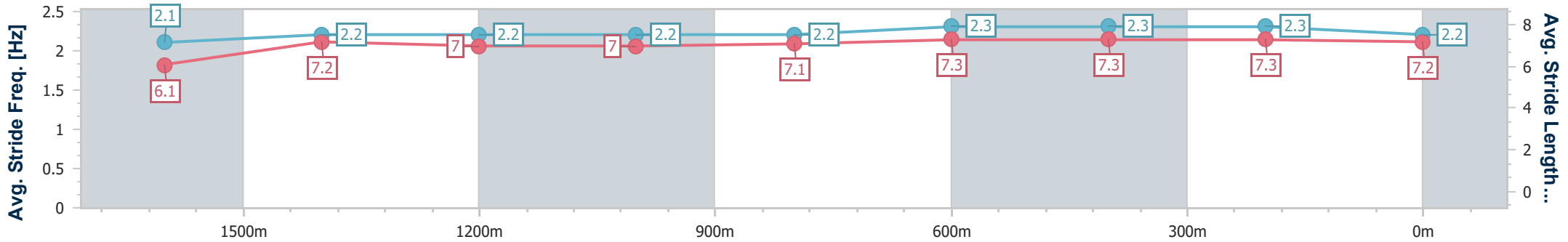
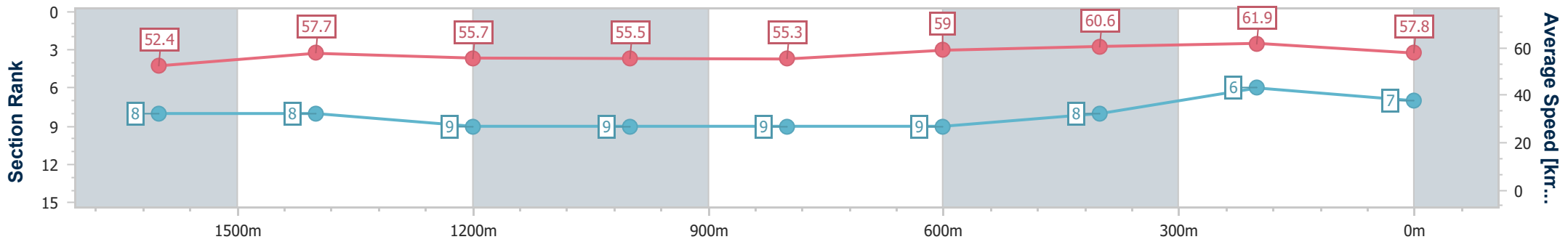
Sunshine Coast QLD Professional  
Race 7: TAB A.D. HOLLINDALE STAKES - 1800m



11 May 2024 - 16:09

Track Rating: Heavy 10, Weather: Overcast, Rail Position: True

Section	Overall	1600m	1400m	1200m	1000m	800m	600m	400m	200m
Section Times	1:54.08 [7] (0:13.78)	1:40.30 [8] (0:12.50)	1:27.80 [8] (0:12.93)	1:14.87 [9] (0:12.98)	1:01.89 [9] (0:13.07)	0:48.82 [9] (0:12.43)	0:36.39 [9] (0:12.17)	0:24.22 [8] (0:11.67)	0:12.55 [6] (0:12.55)
Average Speed [km/h]	52.4	57.7	55.7	55.5	55.3	59.0	60.6	61.9	57.8
Top Speed [km/h]	57.6	59.0	56.5	56.7	56.2	61.7	61.7	63.2	60.6
Avg. Dist. to Rail [m]	4.5	0.7	1.0	1.1	1.4	2.6	4.3	8.1	7.4
Avg. Stride Freq. [Hz]	2.1	2.2	2.2	2.2	2.2	2.3	2.3	2.3	2.2
Avg. Stride Length [m]	6.1	7.2	7.0	7.0	7.1	7.3	7.3	7.3	7.2



- [ ] Ranking at each section and finish
- .-.- No data available at this section
- NA No data available



Horse/Jockey Name	Hoo Ya Mal
Final Rank	8
Fastest Section Time (Section)	0:11.55 (400m)
Top Speed [km/h] (Section)	62.8 (400m)
Race State	Finished



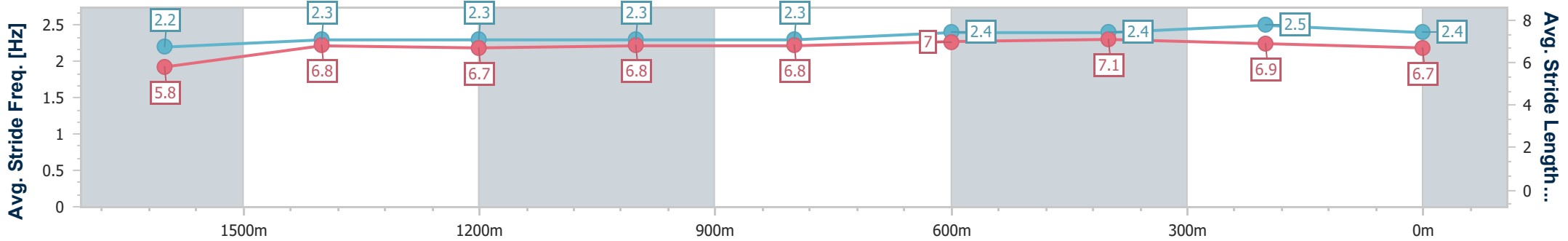
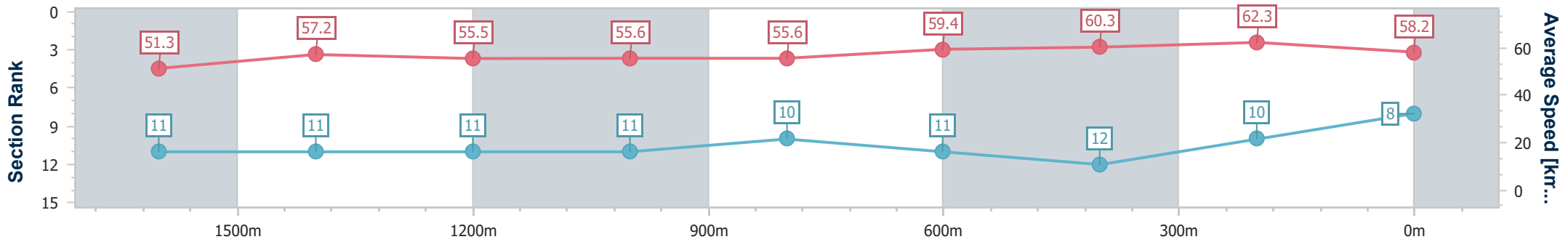
Sunshine Coast QLD Professional  
Race 7: TAB A.D. HOLLINDALE STAKES - 1800m



11 May 2024 - 16:09

Track Rating: Heavy 10, Weather: Overcast, Rail Position: True

Section	Overall	1600m	1400m	1200m	1000m	800m	600m	400m	200m			
Section Times	1:54.26 [8] (0:14.02)	1:40.24 [11] (0:12.45)	1:27.79 [11] (0:12.94)	1:14.85 [11] (0:12.96)	1:01.89 [11] (0:13.02)	0:48.87 [10] (0:12.47)	0:36.40 [11] (0:12.41)	0:23.99 [12] (0:11.55)	0:12.44 [10] (0:12.44)			
Average Speed [km/h]	51.3	57.2	55.5	55.6	55.6	59.4	60.3	62.3	58.2			
Top Speed [km/h]	57.9	58.7	57.8	56.3	56.3	60.8	62.4	62.8	61.7			
Avg. Dist. to Rail [m]	3.6	2.0	0.4	2.0	3.2	4.1	6.4	11.0	10.9			
Avg. Stride Freq. [Hz]	2.2	2.3	2.3	2.3	2.3	2.4	2.4	2.5	2.4			
Avg. Stride Length [m]	5.8	6.8	6.7	6.8	6.8	7.0	7.1	6.9	6.7			



- [ ] Ranking at each section and finish
- .-.- No data available at this section
- NA No data available





Horse/Jockey Name	Naval College
Final Rank	9
Fastest Section Time (Section)	0:12.09 (400m)
Top Speed [km/h] (Section)	60.8 (600m)
Race State	Finished



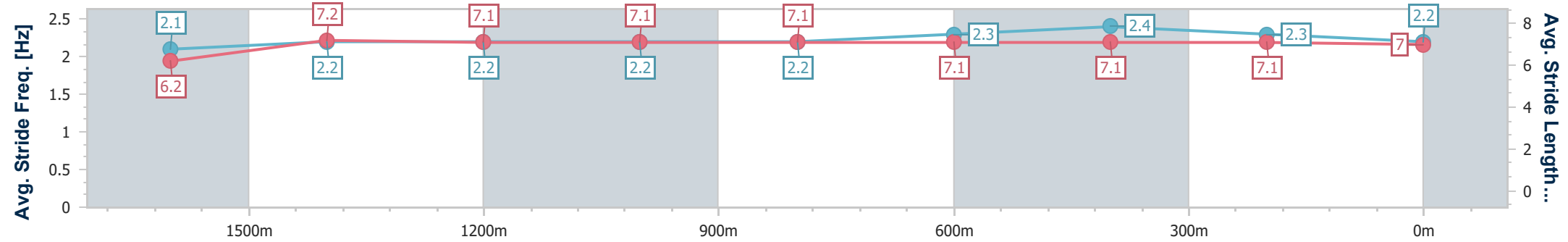
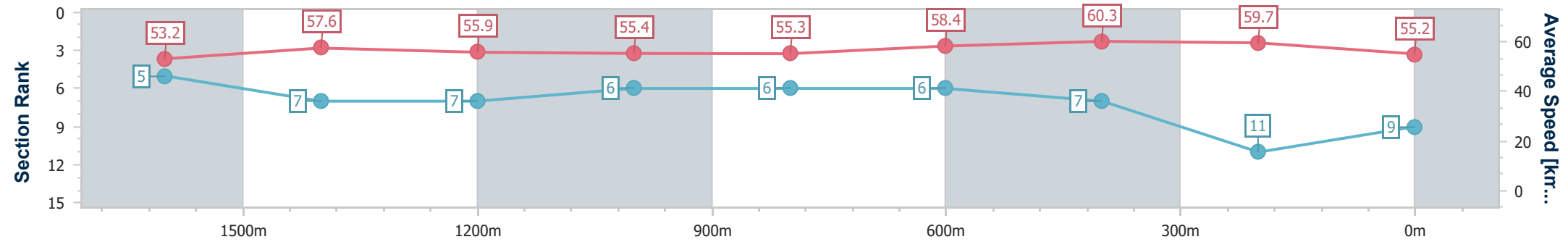
Sunshine Coast QLD Professional  
Race 7: TAB A.D. HOLLINDALE STAKES - 1800m



11 May 2024 - 16:09

Track Rating: Heavy 10, Weather: Overcast, Rail Position: True

Section	Overall	1600m	1400m	1200m	1000m	800m	600m	400m	200m			
Section Times	1:54.96 [9] (0:13.54)	1:41.42 [5] (0:12.50)	1:28.92 [7] (0:12.92)	1:16.00 [7] (0:12.98)	1:03.02 [6] (0:13.05)	0:49.97 [6] (0:12.51)	0:37.46 [6] (0:12.28)	0:25.18 [7] (0:12.09)	0:13.09 [11] (0:13.09)			
Average Speed [km/h]	53.2	57.6	55.9	55.4	55.3	58.4	60.3	59.7	55.2			
Top Speed [km/h]	57.9	59.0	56.6	56.2	56.0	60.3	60.8	60.7	57.8			
Avg. Dist. to Rail [m]	4.0	0.6	0.6	1.2	1.3	2.4	4.5	8.8	6.1			
Avg. Stride Freq. [Hz]	2.1	2.2	2.2	2.2	2.2	2.3	2.4	2.3	2.2			
Avg. Stride Length [m]	6.2	7.2	7.1	7.1	7.1	7.1	7.1	7.1	7.0			



- [ ] Ranking at each section and finish
- .-.- No data available at this section
- NA No data available



Horse/Jockey Name	Wapiti
Final Rank	10
Fastest Section Time (Section)	0:12.07 (400m)
Top Speed [km/h] (Section)	61.3 (400m)
Race State	Finished



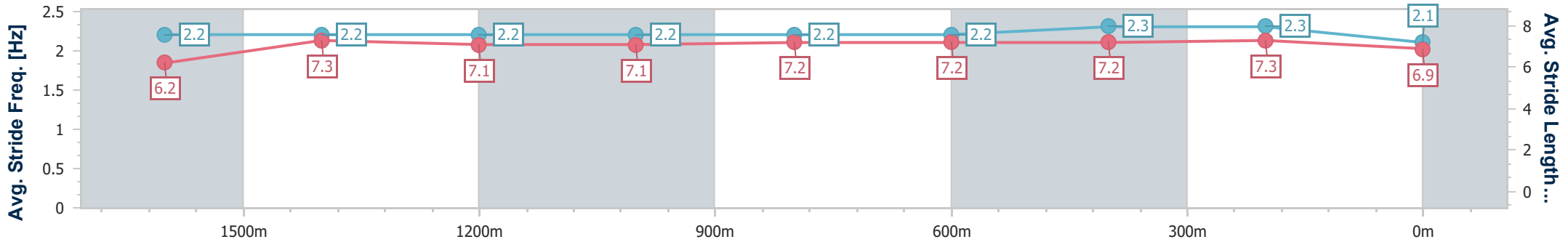
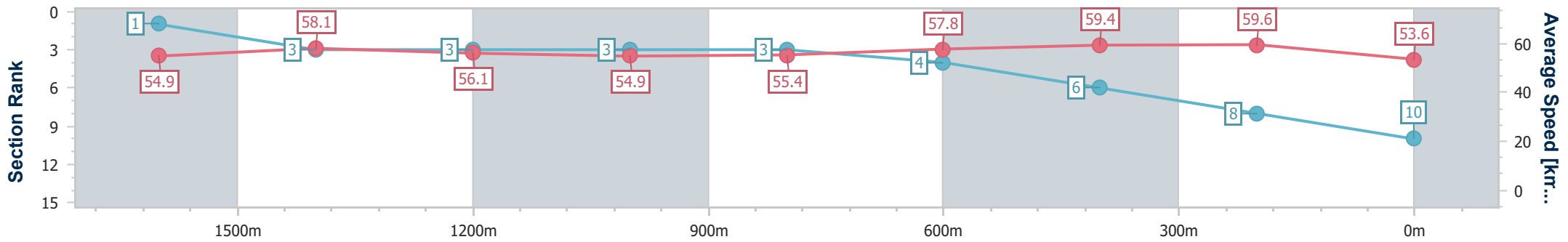
Sunshine Coast QLD Professional  
Race 7: TAB A.D. HOLLINDALE STAKES - 1800m



11 May 2024 - 16:09

Track Rating: Heavy 10, Weather: Overcast, Rail Position: True

Section	Overall	1600m	1400m	1200m	1000m	800m	600m	400m	200m
Section Times	1:55.27 [10] (0:13.19)	1:42.08 [1] (0:12.44)	1:29.64 [3] (0:12.84)	1:16.80 [3] (0:13.11)	1:03.69 [3] (0:13.07)	0:50.62 [3] (0:12.65)	0:37.97 [4] (0:12.38)	0:25.59 [6] (0:12.07)	0:13.52 [8] (0:13.52)
Average Speed [km/h]	54.9	58.1	56.1	54.9	55.4	57.8	59.4	59.6	53.6
Top Speed [km/h]	60.5	60.2	56.9	56.3	56.7	59.4	60.9	61.3	57.0
Avg. Dist. to Rail [m]	7.2	0.8	0.9	1.4	1.8	2.7	3.4	5.4	5.4
Avg. Stride Freq. [Hz]	2.2	2.2	2.2	2.2	2.2	2.2	2.3	2.3	2.1
Avg. Stride Length [m]	6.2	7.3	7.1	7.1	7.2	7.2	7.2	7.3	6.9



- [ ] Ranking at each section and finish
- .-.- No data available at this section
- NA No data available



Horse/Jockey Name	Jimi Hendrix
Final Rank	11
Fastest Section Time (Section)	0:12.18 (400m)
Top Speed [km/h] (Section)	60.9 (800m)
Race State	Finished



Sunshine Coast QLD Professional

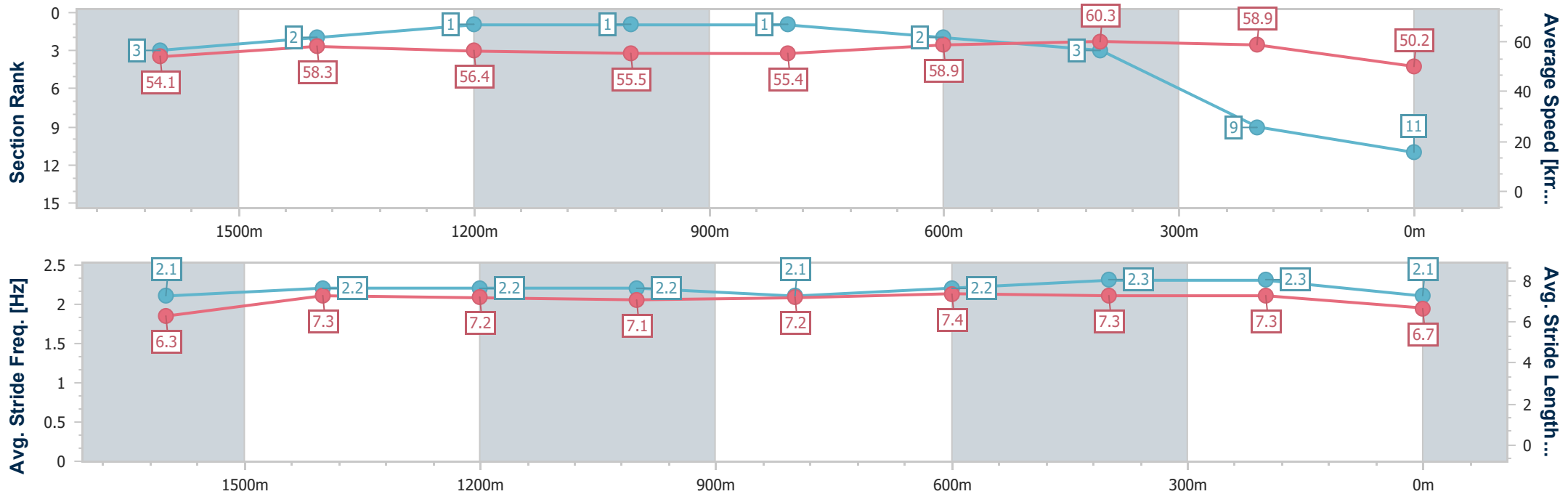
Race 7: TAB A.D. HOLLINDALE STAKES - 1800m



11 May 2024 - 16:09

Track Rating: Heavy 10, Weather: Overcast, Rail Position: True

Section	Overall	1600m	1400m	1200m	1000m	800m	600m	400m	200m
Section Times	1:56.26 [11] (0:13.34)	1:42.92 [3] (0:12.29)	1:30.63 [2] (0:12.78)	1:17.85 [1] (0:13.02)	1:04.83 [1] (0:13.08)	0:51.75 [1] (0:12.64)	0:39.11 [2] (0:12.45)	0:26.66 [3] (0:12.18)	0:14.48 [9] (0:14.48)
Average Speed [km/h]	54.1	58.3	56.4	55.5	55.4	58.9	60.3	58.9	50.2
Top Speed [km/h]	60.6	59.7	57.2	57.0	56.3	60.9	60.7	59.9	57.4
Avg. Dist. to Rail [m]	4.0	1.3	1.0	2.8	2.6	5.7	6.6	9.2	8.6
Avg. Stride Freq. [Hz]	2.1	2.2	2.2	2.2	2.1	2.2	2.3	2.3	2.1
Avg. Stride Length [m]	6.3	7.3	7.2	7.1	7.2	7.4	7.3	7.3	6.7



- [ ] Ranking at each section and finish
- .-.- No data available at this section
- NA No data available



Horse/Jockey Name	Le Don De Vie
Final Rank	12
Fastest Section Time (Section)	0:12.30 (1600m)
Top Speed [km/h] (Section)	61.6 (1600m)
Race State	Finished



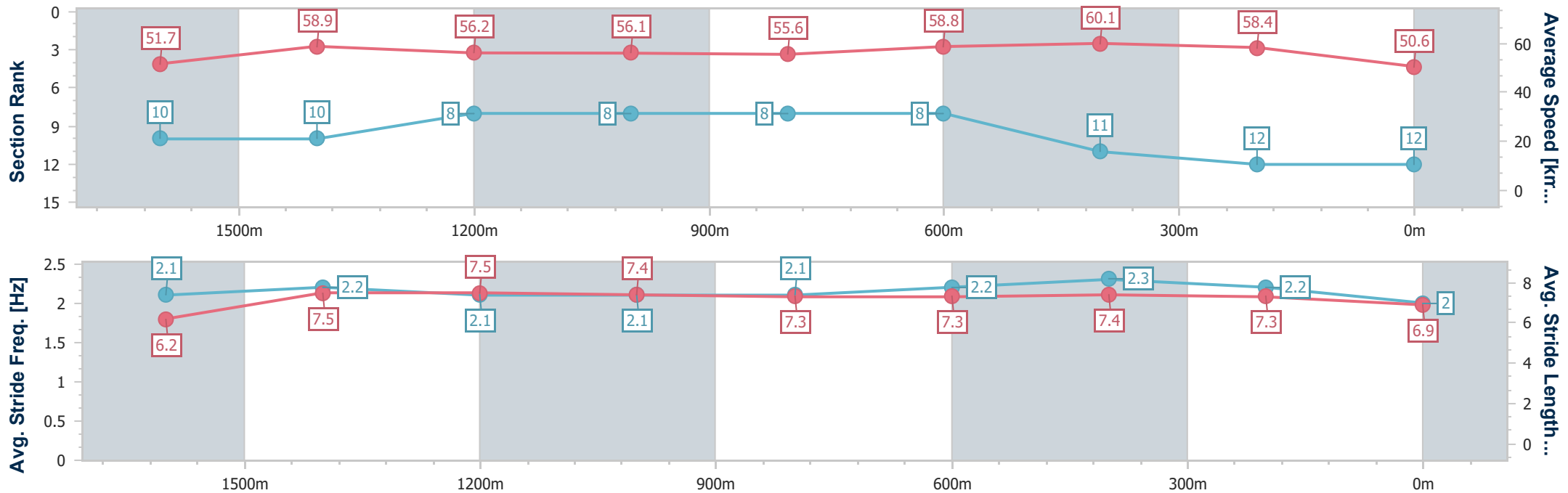
Sunshine Coast QLD Professional  
Race 7: TAB A.D. HOLLINDALE STAKES - 1800m



11 May 2024 - 16:09

Track Rating: Heavy 10, Weather: Overcast, Rail Position: True

Section	Overall	1600m	1400m	1200m	1000m	800m	600m	400m	200m
Section Times	1:56.72 [12] (0:14.02)	1:42.70 [10] (0:12.30)	1:30.40 [10] (0:12.86)	1:17.54 [8] (0:12.86)	1:04.68 [8] (0:13.09)	0:51.59 [8] (0:12.54)	0:39.05 [8] (0:12.44)	0:26.61 [11] (0:12.37)	0:14.24 [12] (0:14.24)
Average Speed [km/h]	51.7	58.9	56.2	56.1	55.6	58.8	60.1	58.4	50.6
Top Speed [km/h]	58.6	61.6	57.8	56.9	56.3	61.3	61.4	59.5	56.0
Avg. Dist. to Rail [m]	9.1	1.6	1.6	4.2	3.9	4.5	6.2	8.9	8.6
Avg. Stride Freq. [Hz]	2.1	2.2	2.1	2.1	2.1	2.2	2.3	2.2	2.0
Avg. Stride Length [m]	6.2	7.5	7.5	7.4	7.3	7.3	7.4	7.3	6.9



- [ ] Ranking at each section and finish
- .-.- No data available at this section
- NA No data available



# Sunshine Coast QLD Professional

## Race 8: CHANNEL 7 GOLD COAST BRACELET - 1800m

11 May 2024 - 16:56



Track Rating: Heavy 10, Weather: Fine, Rail Position: True

Section		Overall	1600m	1400m	1200m	1000m	800m	600m	Last 600m				
Field Times		1:54.86 (0:13.76)	1:41.10 (0:11.61)	1:29.49 (0:12.20)	1:17.29 (0:12.75)	1:04.54 (0:13.18)	0:51.36 (0:13.62)	0:37.74 (0:12.99)	0:37.74				
Rank	TAB Horse/Jockey	Barrier	Top Speed [km/h]	Fastest Section									Distance Travelled [m]
1	3 <b>AMAZONIAN LASS</b> Adam Hyeronimus	11	62.1	0:11.99	1:54.86 [1] (0:13.96)	1:40.90 [2] (0:12.05)	1:28.85 [6] (0:12.41)	1:16.44 [5] (0:12.72)	1:03.72 [5] (0:13.20)	0:50.52 [5] (0:13.24)	0:37.28 [6] (0:12.73)	0:37.28	
2	1 <b>MOLLY BLOOM</b> Opie Bosson	6	61.6	0:11.98	1:55.16 [2] (0:14.55)	1:40.61 [11] (0:11.98)	1:28.63 [10] (0:12.42)	1:16.21 [11] (0:12.82)	1:03.39 [10] (0:13.03)	0:50.36 [10] (0:13.05)	0:37.31 [11] (0:12.62)	0:37.31	-3
3	12 <b>KIND WORDS</b> Ryan Maloney	10	60.3	0:12.09	1:55.19 [3] (0:14.02)	1:41.17 [4] (0:12.21)	1:28.96 [7] (0:12.55)	1:16.41 [9] (0:12.80)	1:03.61 [8] (0:13.10)	0:50.51 [8] (0:13.05)	0:37.46 [10] (0:12.73)	0:37.46	-3
3	11 <b>MARE OF MT BULLER</b> Tommy Berry	12	62.4	0:12.04	1:55.19 [3] (0:14.51)	1:40.68 [10] (0:12.10)	1:28.58 [11] (0:12.40)	1:16.18 [12] (0:12.91)	1:03.27 [13] (0:13.13)	0:50.14 [13] (0:13.02)	0:37.12 [13] (0:12.59)	0:37.12	+3
5	9 <b>OCEANS OF ENERGY</b> Michael Rodd	8	60.8	0:12.07	1:55.56 [5] (0:14.33)	1:41.23 [8] (0:12.07)	1:29.16 [9] (0:12.33)	1:16.83 [8] (0:12.89)	1:03.94 [9] (0:13.06)	0:50.88 [9] (0:12.91)	0:37.97 [7] (0:12.71)	0:37.97	-11
6	5 <b>MISS JOELENE</b> James Orman	13	65.4	0:11.62	1:55.60 [6] (0:14.38)	1:41.22 [9] (0:11.62)	1:29.60 [5] (0:12.30)	1:17.30 [4] (0:12.61)	1:04.69 [4] (0:13.31)	0:51.38 [4] (0:13.41)	0:37.97 [8] (0:12.73)	0:37.97	+2
7	4 <b>EXOTIQUE MISS</b> Robbie Dolan	14	63.8	0:11.77	1:56.17 [7] (0:13.76)	1:42.41 [1] (0:11.77)	1:30.64 [2] (0:12.50)	1:18.14 [2] (0:12.71)	1:05.43 [2] (0:13.17)	0:52.26 [2] (0:13.40)	0:38.86 [2] (0:13.02)	0:38.86	-2
8	10 <b>BRIGHT RED</b> Mark Du Plessis	7	60.8	0:11.91	1:56.49 [8] (0:14.91)	1:41.58 [13] (0:11.91)	1:29.67 [14] (0:12.25)	1:17.42 [13] (0:12.82)	1:04.60 [12] (0:13.15)	0:51.45 [12] (0:13.02)	0:38.43 [12] (0:12.52)	0:38.43	-6
9	14 <b>SHOWDRA</b> Damien Thornton	9	61.8	0:11.99	1:56.74 [9] (0:14.30)	1:42.44 [7] (0:11.99)	1:30.45 [8] (0:12.34)	1:18.11 [7] (0:12.79)	1:05.32 [7] (0:13.14)	0:52.18 [7] (0:13.12)	0:39.06 [9] (0:12.83)	0:39.06	+2
10	13 <b>MOSZUR</b> Vlad Duric	5	60.9	0:11.82	1:56.82 [10] (0:14.96)	1:41.86 [14] (0:11.82)	1:30.04 [12] (0:12.17)	1:17.87 [10] (0:12.88)	1:04.99 [11] (0:12.99)	0:52.00 [11] (0:12.75)	0:39.25 [5] (0:12.83)	0:39.25	-20

Scratched: Trifling (#2), Red Defcon (#8), Waikato Girl (#6), Lively (#20), Little Jeanie (#15), Callistemon (#16)

[ ] Ranking at each section and finish  
 -:-:- No data available at this section  
 NA No data available  
 SCN Saddle cloth number  
 DNF Did not finish  
 DNT Did not track



# Sunshine Coast QLD Professional

## Race 8: CHANNEL 7 GOLD COAST BRACELET - 1800m



11 May 2024 - 16:56

Track Rating: Heavy 10, Weather: Fine, Rail Position: True

Section		Overall	1600m	1400m	1200m	1000m	800m	600m	Last 600m					
Field Times		1:54.86 (0:13.76)	1:41.10 (0:11.61)	1:29.49 (0:12.20)	1:17.29 (0:12.75)	1:04.54 (0:13.18)	0:51.36 (0:13.62)	0:37.74 (0:12.99)	0:37.74					
Rank	TAB Horse/Jockey	Barrier	Top Speed [km/h]	Fastest Section										Distance Travelled [m]
11	21 TRUE FAIRY Noriyuki Masuda	19	60.5 800m	0:12.16 1600m	1:56.84 [11] (0:15.08)	1:41.76 [15] (0:12.16)	1:29.60 [15] (0:12.32)	1:17.28 [15] (0:12.80)	1:04.48 [15] (0:13.04)	0:51.44 [15] (0:12.95)	0:38.49 [14] (0:12.63)	0:38.49	-5	
12	18 FIRESTORM James McDonald	1	63.3 1600m	0:11.69 1600m	1:56.88 [12] (0:14.27)	1:42.61 [6] (0:11.69)	1:30.92 [4] (0:12.48)	1:18.44 [6] (0:12.81)	1:05.63 [6] (0:13.11)	0:52.52 [6] (0:13.09)	0:39.43 [4] (0:12.93)	0:39.43	-8	
13	19 REDBREAST Tim Clark	3	64.8 1600m	0:11.35 1600m	1:56.91 [13] (0:14.02)	1:42.89 [5] (0:11.35)	1:31.54 [1] (0:12.20)	1:19.34 [1] (0:12.75)	1:06.59 [1] (0:13.18)	0:53.41 [1] (0:13.62)	0:39.79 [1] (0:12.99)	0:39.79	-12	
14	7 PIER PRESSURE Andrew Mallyon	20	64.0 1600m	0:11.79 1600m	1:57.02 [14] (0:13.98)	1:43.04 [3] (0:11.79)	1:31.25 [3] (0:12.45)	1:18.80 [3] (0:12.64)	1:06.16 [3] (0:13.17)	0:52.99 [3] (0:13.35)	0:39.64 [3] (0:12.90)	0:39.64	+0	
15	17 RACE ACE Martin Harley	4	61.1 1600m	0:12.10 1600m	1:57.41 [15] (0:14.70)	1:42.71 [12] (0:12.10)	1:30.61 [13] (0:12.52)	1:18.09 [14] (0:12.84)	1:05.25 [14] (0:13.16)	0:52.09 [14] (0:13.04)	0:39.05 [15] (0:12.88)	0:39.05	-8	

Scratched: Trifling (#2), Red Defcon (#8), Waikato Girl (#6), Lively (#20), Little Jeanie (#15), Callistemon (#16)



**Sunshine Coast QLD Professional**  
**Race 8: CHANNEL 7 GOLD COAST BRACELET - 1800m**  
 11 May 2024 - 16:56



Track Rating: Heavy 10, Weather: Fine, Rail Position: True

Section				400m	200m			Last 600m		
Field Times				0:24.75 (0:12.19)	0:12.56 (0:12.56)			0:37.74		
Rank	TAB	Horse/Jockey	Barrier	Top Speed [km/h]	Fastest Section	Margin			Distance Travelled [m]	
1	3	<b>AMAZONIAN LASS</b> Adam Hyeronimus	11	62.1 Overall	0:11.99 400m	0:24.55 [4] (0:11.99)	0:12.56 [1] (0:12.56)	1:54.86	0:37.28	
2	1	<b>MOLLY BLOOM</b> Opie Bosson	6	61.6 1600m	0:11.98 1600m	0:24.69 [10] (0:12.24)	0:12.45 [6] (0:12.45)	1.8L	0:37.31	-3
3	12	<b>KIND WORDS</b> Ryan Maloney	10	60.3 1600m	0:12.09 400m	0:24.73 [9] (0:12.09)	0:12.64 [4] (0:12.64)	2L	0:37.46	-3
3	11	<b>MARE OF MT BULLER</b> Tommy Berry	12	62.4 1600m	0:12.04 400m	0:24.53 [13] (0:12.04)	0:12.49 [5] (0:12.49)	2L	0:37.12	+3
5	9	<b>OCEANS OF ENERGY</b> Michael Rodd	8	60.8 1600m	0:12.07 1600m	0:25.26 [3] (0:12.20)	0:13.06 [3] (0:13.06)	4L	0:37.97	-11
6	5	<b>MISS JOELENE</b> James Orman	13	65.4 1600m	0:11.62 1600m	0:25.24 [6] (0:12.14)	0:13.10 [2] (0:13.10)	4.2L	0:37.97	+2
7	4	<b>EXOTIQUE MISS</b> Robbie Dolan	14	63.8 1600m	0:11.77 1600m	0:25.84 [5] (0:12.48)	0:13.36 [7] (0:13.36)	7.5L	0:38.86	-2
8	10	<b>BRIGHT RED</b> Mark Du Plessis	7	60.8 1600m	0:11.91 1600m	0:25.91 [12] (0:12.61)	0:13.30 [13] (0:13.30)	9.3L	0:38.43	-6
9	14	<b>SHOWDRA</b> Damien Thornton	9	61.8 1600m	0:11.99 1600m	0:26.23 [11] (0:12.61)	0:13.62 [11] (0:13.62)	10.6L	0:39.06	+2
10	13	<b>MOSZUR</b> Vlad Duric	5	60.9 1600m	0:11.82 1600m	0:26.42 [8] (0:12.53)	0:13.89 [9] (0:13.89)	11L	0:39.25	-20

Scratched: Trifling (#2), Red Defcon (#8), Waikato Girl (#6), Lively (#20), Little Jeanie (#15), Callistemon (#16)

[ ] Ranking at each section and finish  
 -:-:- No data available at this section  
 NA No data available

SCN Saddle cloth number  
 DNF Did not finish  
 DNT Did not track



**Sunshine Coast QLD Professional**  
**Race 8: CHANNEL 7 GOLD COAST BRACELET - 1800m**  
 11 May 2024 - 16:56



Track Rating: Heavy 10, Weather: Fine, Rail Position: True

Section				400m	200m			Last 600m		
Field Times				0:24.75 (0:12.19)	0:12.56 (0:12.56)			0:37.74		
Rank	TAB	Horse/Jockey	Barrier	Top Speed [km/h]	Fastest Section	Margin				Distance Travelled [m]
11	21	<b>TRUE FAIRY</b> Noriyuki Masuda	19	60.5 800m	0:12.16 1600m	0:25.86 [14] (0:12.35)	0:13.51 [14] (0:13.51)	11.2L	0:38.49	-5
12	18	<b>FIRESTORM</b> James McDonald	1	63.3 1600m	0:11.69 1600m	0:26.50 [7] (0:12.67)	0:13.83 [10] (0:13.83)	11.4L	0:39.43	-8
13	19	<b>REDBREAST</b> Tim Clark	3	64.8 1600m	0:11.35 1600m	0:26.80 [1] (0:12.73)	0:14.07 [8] (0:14.07)	11.6L	0:39.79	-12
14	7	<b>PIER PRESSURE</b> Andrew Mallyon	20	64.0 1600m	0:11.79 1600m	0:26.74 [2] (0:12.84)	0:13.90 [12] (0:13.90)	12.1L	0:39.64	+0
15	17	<b>RACE ACE</b> Martin Harley	4	61.1 1600m	0:12.10 1600m	0:26.17 [15] (0:12.66)	0:13.51 [15] (0:13.51)	14.4L	0:39.05	-8

Scratched: Trifling (#2), Red Defcon (#8), Waikato Girl (#6), Lively (#20), Little Jeanie (#15), Callistemon (#16)

[ ] Ranking at each section and finish  
 -:-:- No data available at this section  
 NA No data available

SCN Saddle cloth number  
 DNF Did not finish  
 DNT Did not track





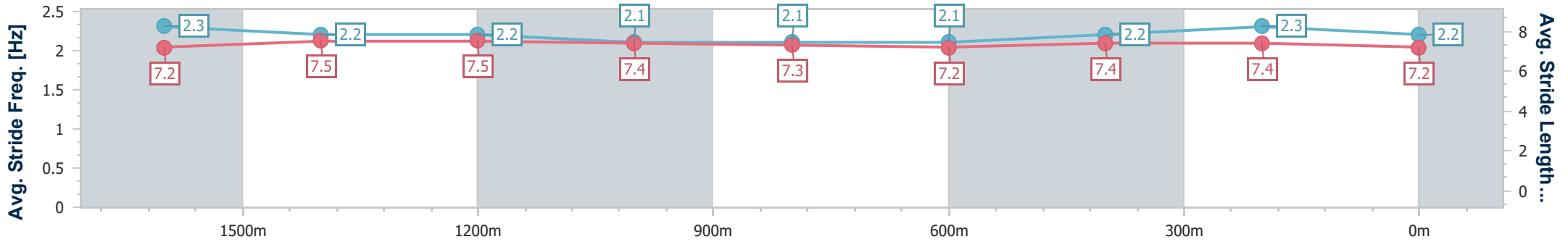
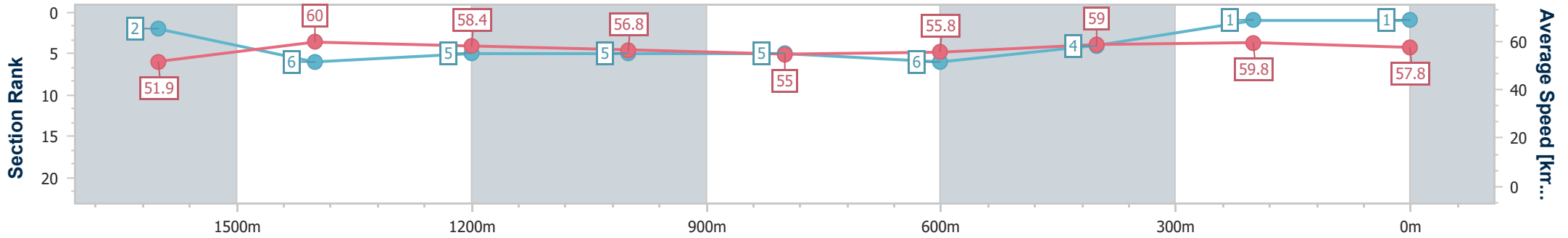
Horse/Jockey Name	Amazonian Lass
Final Rank	1
Fastest Section Time (Section)	0:11.99 (400m)
Top Speed [km/h] (Section)	62.1 (Overall)
Race State	Finished



Sunshine Coast QLD Professional  
 Race 8: CHANNEL 7 GOLD COAST BRACELET - 1800m  
 11 May 2024 - 16:56  
 Track Rating: Heavy 10, Weather: Fine, Rail Position: True



Section	Overall	1600m	1400m	1200m	1000m	800m	600m	400m	200m
Section Times	1:54.86 [1] (0:13.96)	1:40.90 [2] (0:12.05)	1:28.85 [6] (0:12.41)	1:16.44 [5] (0:12.72)	1:03.72 [5] (0:13.20)	0:50.52 [5] (0:13.24)	0:37.28 [6] (0:12.73)	0:24.55 [4] (0:11.99)	0:12.56 [1] (0:12.56)
Average Speed [km/h]	51.9	60.0	58.4	56.8	55.0	55.8	59.0	59.8	57.8
Top Speed [km/h]	62.1	61.2	59.2	57.5	56.7	57.9	61.0	61.2	58.8
Avg. Dist. to Rail [m]	8.3	1.0	1.7	3.6	3.8	4.3	6.9	9.9	7.9
Avg. Stride Freq. [Hz]	2.3	2.2	2.2	2.1	2.1	2.1	2.2	2.3	2.2
Avg. Stride Length [m]	7.2	7.5	7.5	7.4	7.3	7.2	7.4	7.4	7.2



- [ ] Ranking at each section and finish
- .-.- No data available at this section
- NA No data available



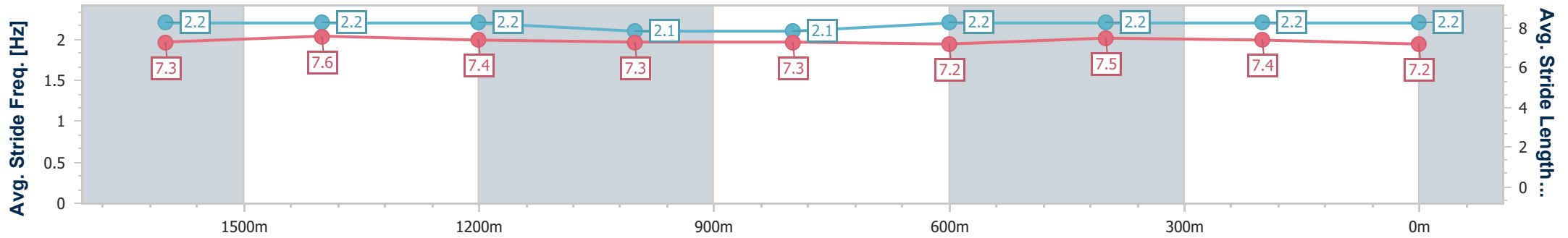
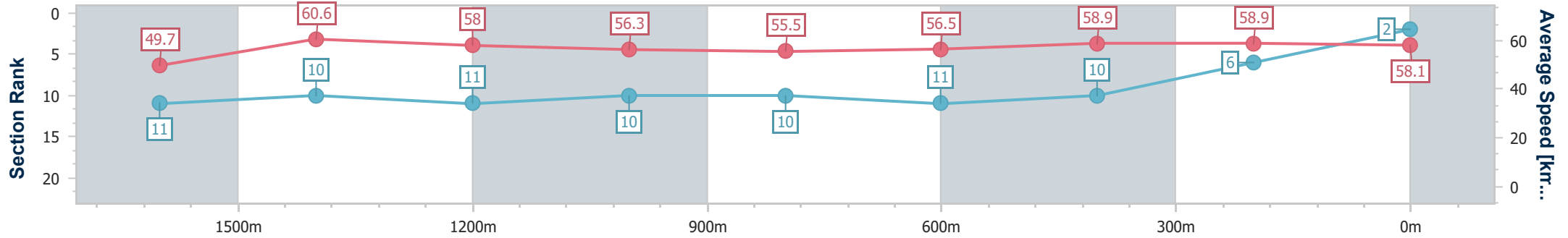
Horse/Jockey Name	Molly Bloom
Final Rank	2
Fastest Section Time (Section)	0:11.98 (1600m)
Top Speed [km/h] (Section)	61.6 (1600m)
Race State	Finished



Sunshine Coast QLD Professional  
 Race 8: CHANNEL 7 GOLD COAST BRACELET - 1800m  
 11 May 2024 - 16:56  
 Track Rating: Heavy 10, Weather: Fine, Rail Position: True



Section	Overall	1600m	1400m	1200m	1000m	800m	600m	400m	200m
Section Times	1:55.16 [2] (0:14.55)	1:40.61 [11] (0:11.98)	1:28.63 [10] (0:12.42)	1:16.21 [11] (0:12.82)	1:03.39 [10] (0:13.03)	0:50.36 [10] (0:13.05)	0:37.31 [11] (0:12.62)	0:24.69 [10] (0:12.24)	0:12.45 [6] (0:12.45)
Average Speed [km/h]	49.7	60.6	58.0	56.3	55.5	56.5	58.9	58.9	58.1
Top Speed [km/h]	59.9	61.6	59.2	57.6	58.1	58.4	60.7	60.7	59.4
Avg. Dist. to Rail [m]	4.1	2.5	1.2	2.9	1.1	4.0	5.7	9.2	9.4
Avg. Stride Freq. [Hz]	2.2	2.2	2.2	2.1	2.1	2.2	2.2	2.2	2.2
Avg. Stride Length [m]	7.3	7.6	7.4	7.3	7.3	7.2	7.5	7.4	7.2



- [ ] Ranking at each section and finish
- .-.- No data available at this section
- NA No data available



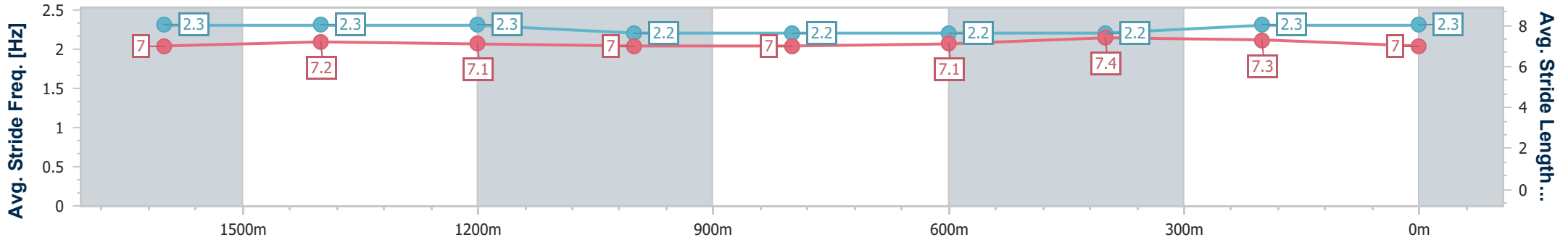
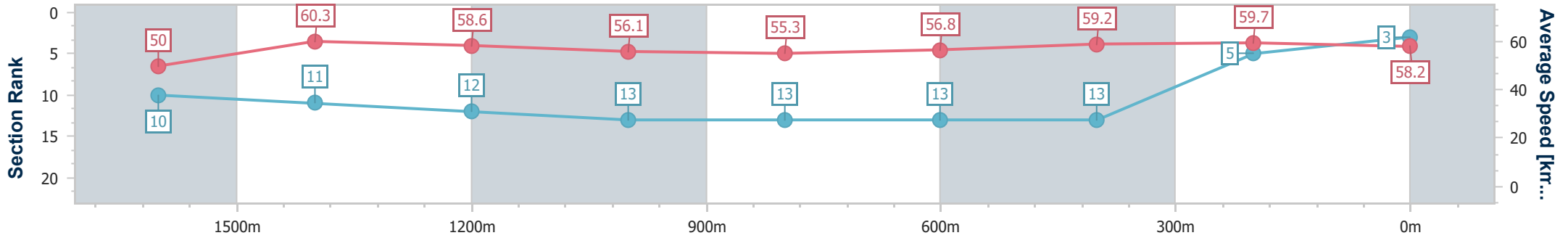
Horse/Jockey Name	Mare Of Mt Buller
Final Rank	3
Fastest Section Time (Section)	0:12.04 (400m)
Top Speed [km/h] (Section)	62.4 (1600m)
Race State	Finished



Sunshine Coast QLD Professional  
 Race 8: CHANNEL 7 GOLD COAST BRACELET - 1800m  
 11 May 2024 - 16:56  
 Track Rating: Heavy 10, Weather: Fine, Rail Position: True



Section	Overall	1600m	1400m	1200m	1000m	800m	600m	400m	200m
Section Times	1:55.19 [3] (0:14.51)	1:40.68 [10] (0:12.10)	1:28.58 [11] (0:12.40)	1:16.18 [12] (0:12.91)	1:03.27 [13] (0:13.13)	0:50.14 [13] (0:13.02)	0:37.12 [13] (0:12.59)	0:24.53 [13] (0:12.04)	0:12.49 [5] (0:12.49)
Average Speed [km/h]	50.0	60.3	58.6	56.1	55.3	56.8	59.2	59.7	58.2
Top Speed [km/h]	59.0	62.4	59.4	58.6	56.8	58.4	59.8	61.8	60.2
Avg. Dist. to Rail [m]	10.2	3.3	4.1	5.1	5.0	4.4	5.7	10.6	11.1
Avg. Stride Freq. [Hz]	2.3	2.3	2.3	2.2	2.2	2.2	2.2	2.3	2.3
Avg. Stride Length [m]	7.0	7.2	7.1	7.0	7.0	7.1	7.4	7.3	7.0



- [ ] Ranking at each section and finish
- .-.- No data available at this section
- NA No data available



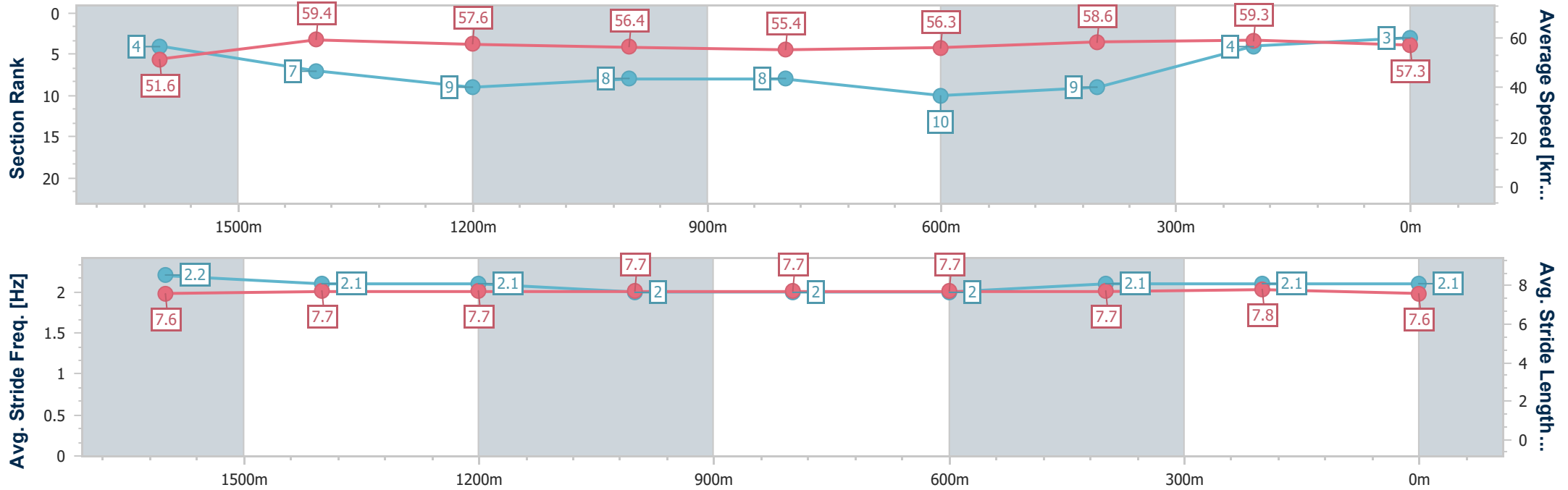
Horse/Jockey Name	Kind Words
Final Rank	3
Fastest Section Time (Section)	0:12.09 (400m)
Top Speed [km/h] (Section)	60.3 (1600m)
Race State	Finished



Sunshine Coast QLD Professional  
 Race 8: CHANNEL 7 GOLD COAST BRACELET - 1800m  
 11 May 2024 - 16:56  
 Track Rating: Heavy 10, Weather: Fine, Rail Position: True



Section	Overall	1600m	1400m	1200m	1000m	800m	600m	400m	200m
Section Times	1:55.19 [3] (0:14.02)	1:41.17 [4] (0:12.21)	1:28.96 [7] (0:12.55)	1:16.41 [9] (0:12.80)	1:03.61 [8] (0:13.10)	0:50.51 [8] (0:13.05)	0:37.46 [10] (0:12.73)	0:24.73 [9] (0:12.09)	0:12.64 [4] (0:12.64)
Average Speed [km/h]	51.6	59.4	57.6	56.4	55.4	56.3	58.6	59.3	57.3
Top Speed [km/h]	59.5	60.3	58.5	57.4	56.9	58.9	59.3	60.1	58.7
Avg. Dist. to Rail [m]	6.5	2.0	2.1	2.9	2.4	3.7	5.6	8.7	7.6
Avg. Stride Freq. [Hz]	2.2	2.1	2.1	2.0	2.0	2.0	2.1	2.1	2.1
Avg. Stride Length [m]	7.6	7.7	7.7	7.7	7.7	7.7	7.7	7.8	7.6



- [ ] Ranking at each section and finish
- .-.- No data available at this section
- NA No data available



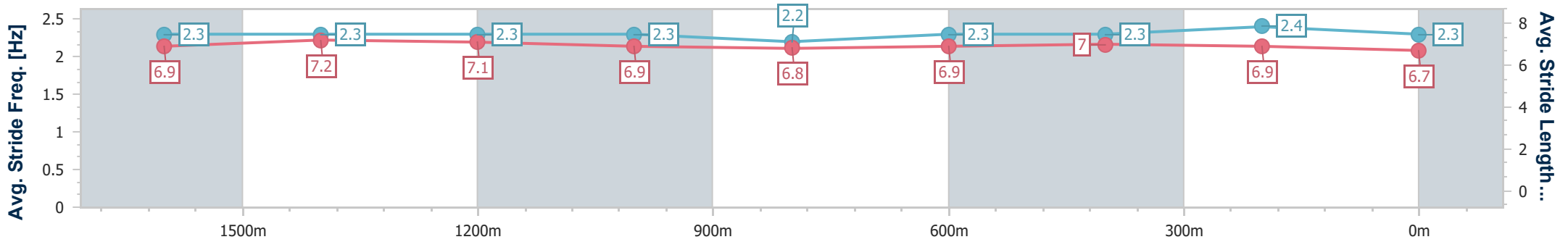
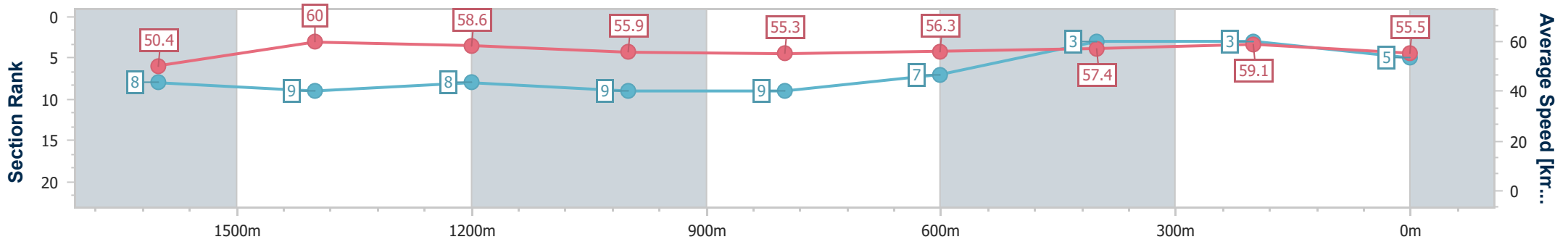
Horse/Jockey Name	Oceans Of Energy
Final Rank	5
Fastest Section Time (Section)	0:12.07 (1600m)
Top Speed [km/h] (Section)	60.8 (1600m)
Race State	Finished



Sunshine Coast QLD Professional  
 Race 8: CHANNEL 7 GOLD COAST BRACELET - 1800m  
 11 May 2024 - 16:56  
 Track Rating: Heavy 10, Weather: Fine, Rail Position: True



Section	Overall	1600m	1400m	1200m	1000m	800m	600m	400m	200m
Section Times	1:55.56 [5] (0:14.33)	1:41.23 [8] (0:12.07)	1:29.16 [9] (0:12.33)	1:16.83 [8] (0:12.89)	1:03.94 [9] (0:13.06)	0:50.88 [9] (0:12.91)	0:37.97 [7] (0:12.71)	0:25.26 [3] (0:12.20)	0:13.06 [3] (0:13.06)
Average Speed [km/h]	50.4	60.0	58.6	55.9	55.3	56.3	57.4	59.1	55.5
Top Speed [km/h]	59.8	60.8	60.4	56.8	57.0	58.0	58.8	60.6	57.7
Avg. Dist. to Rail [m]	5.6	1.5	0.9	2.0	1.1	1.7	2.3	4.4	4.5
Avg. Stride Freq. [Hz]	2.3	2.3	2.3	2.3	2.2	2.3	2.3	2.4	2.3
Avg. Stride Length [m]	6.9	7.2	7.1	6.9	6.8	6.9	7.0	6.9	6.7



- [ ] Ranking at each section and finish
- .-.- No data available at this section
- NA No data available



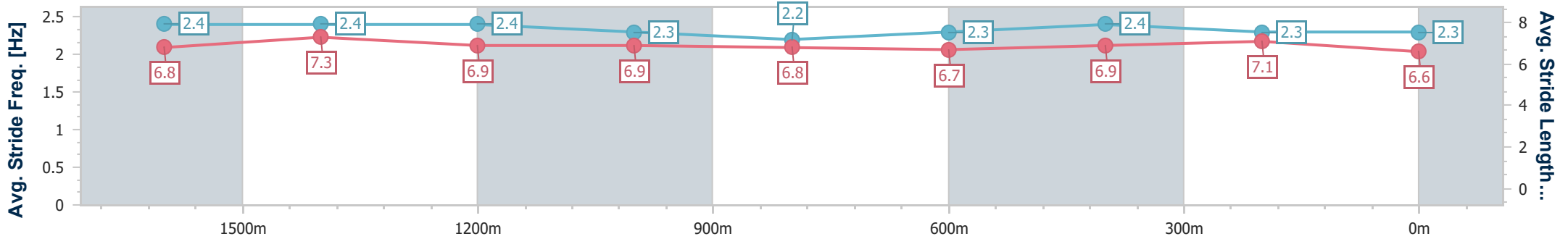
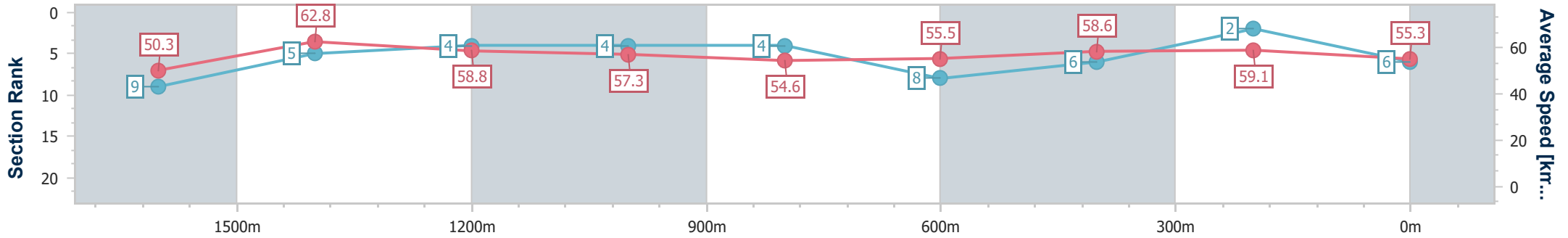
Horse/Jockey Name	Miss Joelene
Final Rank	6
Fastest Section Time (Section)	0:11.62 (1600m)
Top Speed [km/h] (Section)	65.4 (1600m)
Race State	Finished



Sunshine Coast QLD Professional  
 Race 8: CHANNEL 7 GOLD COAST BRACELET - 1800m  
 11 May 2024 - 16:56  
 Track Rating: Heavy 10, Weather: Fine, Rail Position: True



Section	Overall	1600m	1400m	1200m	1000m	800m	600m	400m	200m
Section Times	1:55.60 [6] (0:14.38)	1:41.22 [9] (0:11.62)	1:29.60 [5] (0:12.30)	1:17.30 [4] (0:12.61)	1:04.69 [4] (0:13.31)	0:51.38 [4] (0:13.41)	0:37.97 [8] (0:12.73)	0:25.24 [6] (0:12.14)	0:13.10 [2] (0:13.10)
Average Speed [km/h]	50.3	62.8	58.8	57.3	54.6	55.5	58.6	59.1	55.3
Top Speed [km/h]	63.0	65.4	60.6	58.8	55.8	57.2	59.9	61.1	58.8
Avg. Dist. to Rail [m]	8.1	2.8	3.2	3.7	4.5	5.4	5.5	7.7	6.5
Avg. Stride Freq. [Hz]	2.4	2.4	2.4	2.3	2.2	2.3	2.4	2.3	2.3
Avg. Stride Length [m]	6.8	7.3	6.9	6.9	6.8	6.7	6.9	7.1	6.6



- [ ] Ranking at each section and finish
- .-.- No data available at this section
- NA No data available



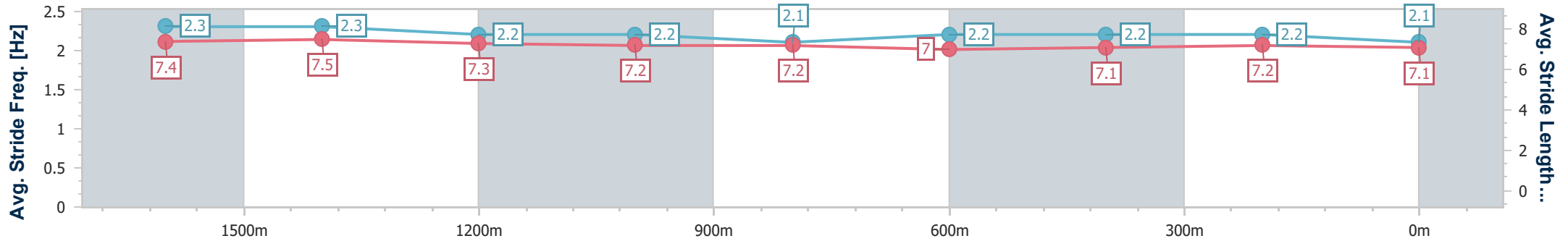
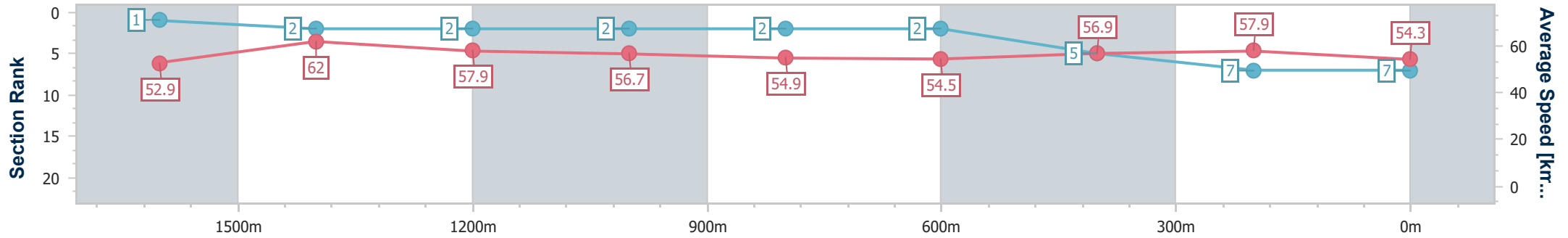
Horse/Jockey Name	Exotique Miss
Final Rank	7
Fastest Section Time (Section)	0:11.77 (1600m)
Top Speed [km/h] (Section)	63.8 (1600m)
Race State	Finished



Sunshine Coast QLD Professional  
 Race 8: CHANNEL 7 GOLD COAST BRACELET - 1800m  
 11 May 2024 - 16:56  
 Track Rating: Heavy 10, Weather: Fine, Rail Position: True



Section	Overall	1600m	1400m	1200m	1000m	800m	600m	400m	200m
Section Times	1:56.17 [7] (0:13.76)	1:42.41 [1] (0:11.77)	1:30.64 [2] (0:12.50)	1:18.14 [2] (0:12.71)	1:05.43 [2] (0:13.17)	0:52.26 [2] (0:13.40)	0:38.86 [2] (0:13.02)	0:25.84 [5] (0:12.48)	0:13.36 [7] (0:13.36)
Average Speed [km/h]	52.9	62.0	57.9	56.7	54.9	54.5	56.9	57.9	54.3
Top Speed [km/h]	63.7	63.8	58.8	58.4	55.9	56.2	58.4	59.4	55.8
Avg. Dist. to Rail [m]	10.8	2.5	1.7	2.0	2.0	2.9	5.0	6.7	5.4
Avg. Stride Freq. [Hz]	2.3	2.3	2.2	2.2	2.1	2.2	2.2	2.2	2.1
Avg. Stride Length [m]	7.4	7.5	7.3	7.2	7.2	7.0	7.1	7.2	7.1



- [ ] Ranking at each section and finish
- .-.- No data available at this section
- NA No data available



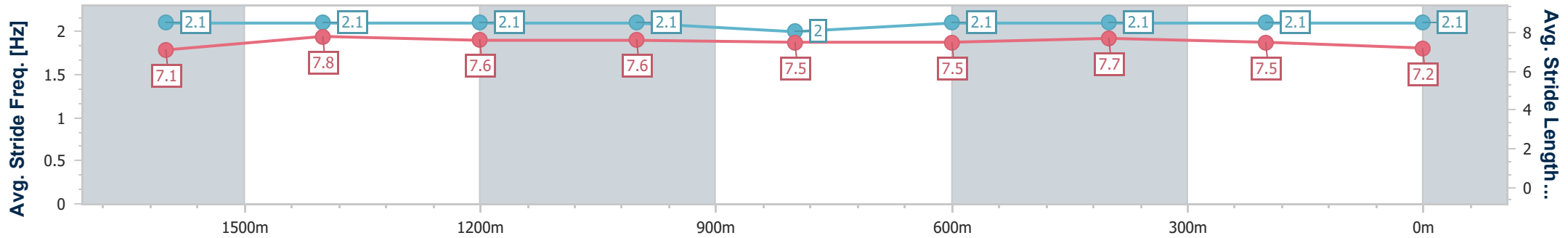
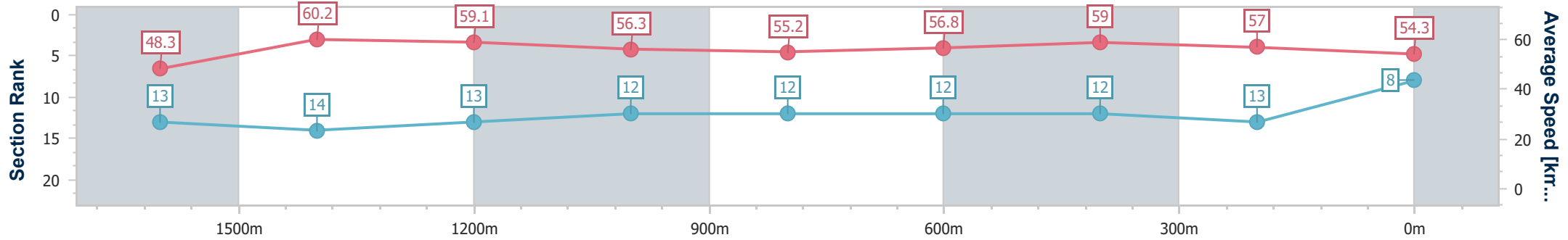
Horse/Jockey Name	Bright Red
Final Rank	8
Fastest Section Time (Section)	0:11.91 (1600m)
Top Speed [km/h] (Section)	60.8 (1600m)
Race State	Finished



Sunshine Coast QLD Professional  
 Race 8: CHANNEL 7 GOLD COAST BRACELET - 1800m  
 11 May 2024 - 16:56  
 Track Rating: Heavy 10, Weather: Fine, Rail Position: True



Section	Overall	1600m	1400m	1200m	1000m	800m	600m	400m	200m
Section Times	1:56.49 [8] (0:14.91)	1:41.58 [13] (0:11.91)	1:29.67 [14] (0:12.25)	1:17.42 [13] (0:12.82)	1:04.60 [12] (0:13.15)	0:51.45 [12] (0:13.02)	0:38.43 [12] (0:12.52)	0:25.91 [12] (0:12.61)	0:13.30 [13] (0:13.30)
Average Speed [km/h]	48.3	60.2	59.1	56.3	55.2	56.8	59.0	57.0	54.3
Top Speed [km/h]	60.4	60.8	60.1	59.4	56.2	58.8	59.5	57.7	56.6
Avg. Dist. to Rail [m]	4.5	1.3	1.7	4.4	3.3	4.8	3.9	5.9	6.7
Avg. Stride Freq. [Hz]	2.1	2.1	2.1	2.1	2.0	2.1	2.1	2.1	2.1
Avg. Stride Length [m]	7.1	7.8	7.6	7.6	7.5	7.5	7.7	7.5	7.2



- [ ] Ranking at each section and finish
- .-.- No data available at this section
- NA No data available





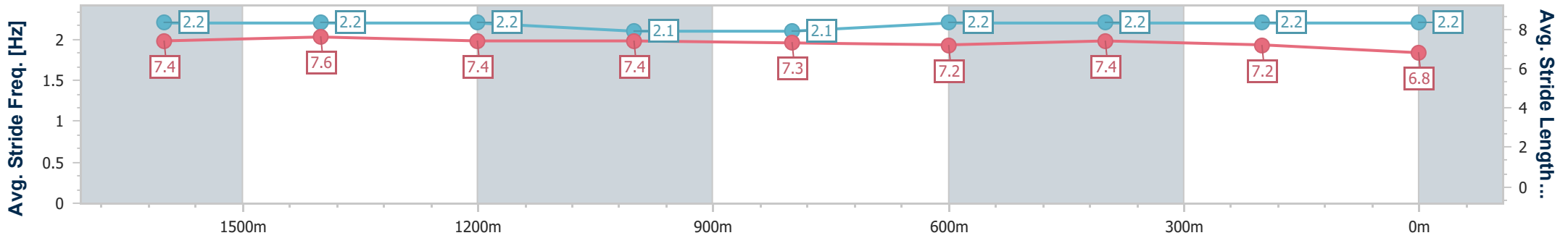
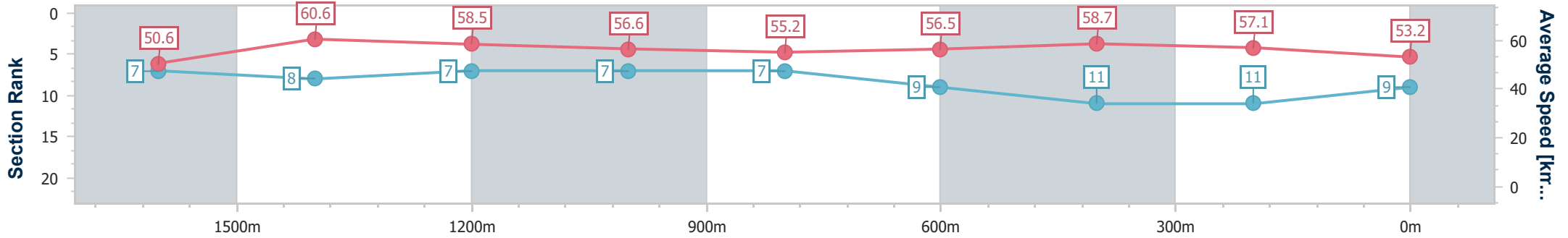
Horse/Jockey Name	Showdra
Final Rank	9
Fastest Section Time (Section)	0:11.99 (1600m)
Top Speed [km/h] (Section)	61.8 (1600m)
Race State	Finished



Sunshine Coast QLD Professional  
 Race 8: CHANNEL 7 GOLD COAST BRACELET - 1800m  
 11 May 2024 - 16:56  
 Track Rating: Heavy 10, Weather: Fine, Rail Position: True



Section	Overall	1600m	1400m	1200m	1000m	800m	600m	400m	200m
Section Times	1:56.74 [9] (0:14.30)	1:42.44 [7] (0:11.99)	1:30.45 [8] (0:12.34)	1:18.11 [7] (0:12.79)	1:05.32 [7] (0:13.14)	0:52.18 [7] (0:13.12)	0:39.06 [9] (0:12.83)	0:26.23 [11] (0:12.61)	0:13.62 [11] (0:13.62)
Average Speed [km/h]	50.6	60.6	58.5	56.6	55.2	56.5	58.7	57.1	53.2
Top Speed [km/h]	60.1	61.8	59.9	57.3	57.3	58.3	59.7	59.0	55.3
Avg. Dist. to Rail [m]	5.2	2.1	2.2	2.8	2.5	5.2	7.9	12.6	12.0
Avg. Stride Freq. [Hz]	2.2	2.2	2.2	2.1	2.1	2.2	2.2	2.2	2.2
Avg. Stride Length [m]	7.4	7.6	7.4	7.4	7.3	7.2	7.4	7.2	6.8



- [ ] Ranking at each section and finish
- .-.- No data available at this section
- NA No data available



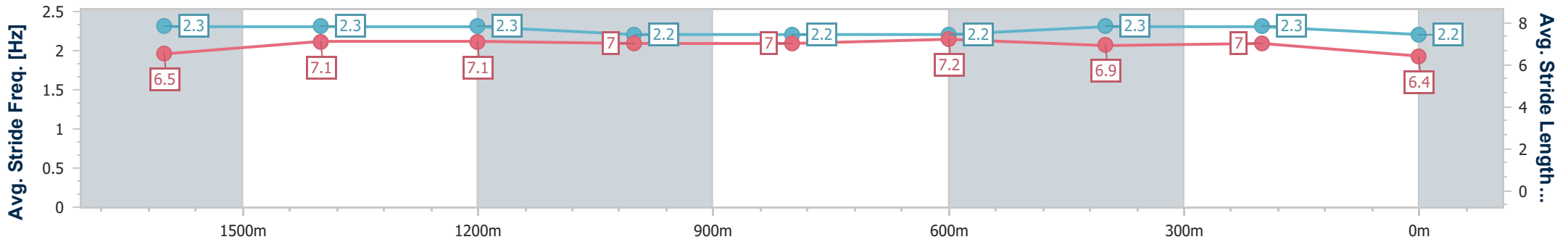
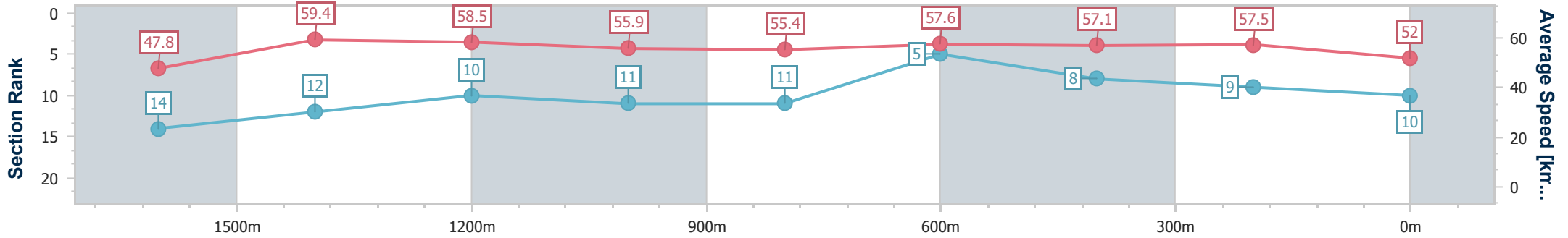
Horse/Jockey Name	Mozsur
Final Rank	10
Fastest Section Time (Section)	0:11.82 (1600m)
Top Speed [km/h] (Section)	60.9 (1600m)
Race State	Finished



Sunshine Coast QLD Professional  
 Race 8: CHANNEL 7 GOLD COAST BRACELET - 1800m  
 11 May 2024 - 16:56  
 Track Rating: Heavy 10, Weather: Fine, Rail Position: True



Section	Overall	1600m	1400m	1200m	1000m	800m	600m	400m	200m
Section Times	1:56.82 [10] (0:14.96)	1:41.86 [14] (0:11.82)	1:30.04 [12] (0:12.17)	1:17.87 [10] (0:12.88)	1:04.99 [11] (0:12.99)	0:52.00 [11] (0:12.75)	0:39.25 [5] (0:12.83)	0:26.42 [8] (0:12.53)	0:13.89 [9] (0:13.89)
Average Speed [km/h]	47.8	59.4	58.5	55.9	55.4	57.6	57.1	57.5	52.0
Top Speed [km/h]	60.8	60.9	59.9	58.2	56.7	60.3	60.4	58.9	55.6
Avg. Dist. to Rail [m]	3.2	7.0	4.7	1.0	1.3	2.7	3.3	4.1	0.6
Avg. Stride Freq. [Hz]	2.3	2.3	2.3	2.2	2.2	2.2	2.3	2.3	2.2
Avg. Stride Length [m]	6.5	7.1	7.1	7.0	7.0	7.2	6.9	7.0	6.4



- [ ] Ranking at each section and finish
- .-.- No data available at this section
- NA No data available



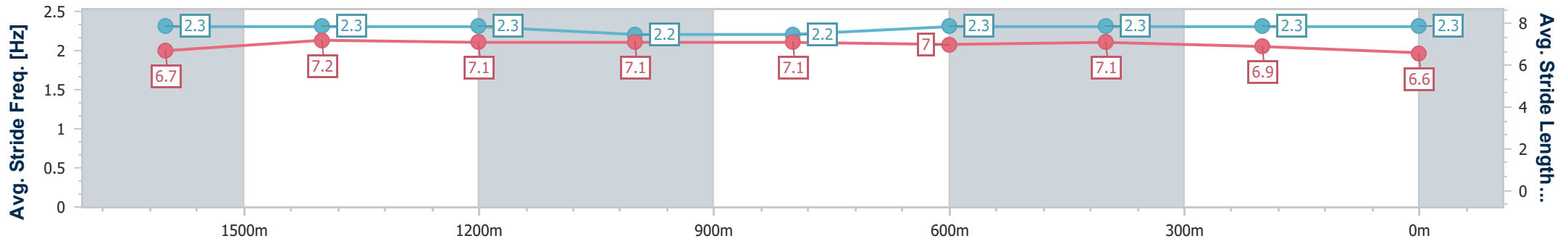
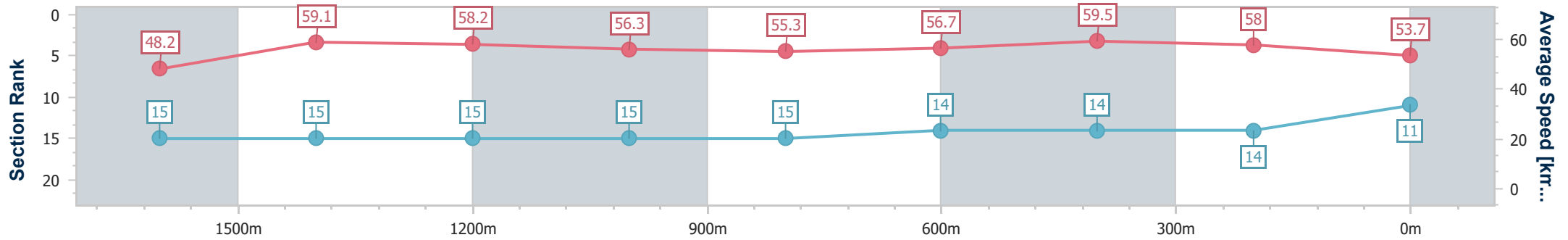
Horse/Jockey Name	True Fairy
Final Rank	11
Fastest Section Time (Section)	0:12.16 (1600m)
Top Speed [km/h] (Section)	60.5 (800m)
Race State	Finished



Sunshine Coast QLD Professional  
 Race 8: CHANNEL 7 GOLD COAST BRACELET - 1800m  
 11 May 2024 - 16:56  
 Track Rating: Heavy 10, Weather: Fine, Rail Position: True



Section	Overall	1600m	1400m	1200m	1000m	800m	600m	400m	200m
Section Times	1:56.84 [11] (0:15.08)	1:41.76 [15] (0:12.16)	1:29.60 [15] (0:12.32)	1:17.28 [15] (0:12.80)	1:04.48 [15] (0:13.04)	0:51.44 [15] (0:12.95)	0:38.49 [14] (0:12.63)	0:25.86 [14] (0:12.35)	0:13.51 [14] (0:13.51)
Average Speed [km/h]	48.2	59.1	58.2	56.3	55.3	56.7	59.5	58.0	53.7
Top Speed [km/h]	58.9	60.2	59.7	58.2	56.2	60.5	60.3	59.5	56.6
Avg. Dist. to Rail [m]	9.8	0.9	0.8	1.2	1.6	3.4	6.5	12.5	12.9
Avg. Stride Freq. [Hz]	2.3	2.3	2.3	2.2	2.2	2.3	2.3	2.3	2.3
Avg. Stride Length [m]	6.7	7.2	7.1	7.1	7.1	7.0	7.1	6.9	6.6



- [ ] Ranking at each section and finish
- .-.- No data available at this section
- NA No data available



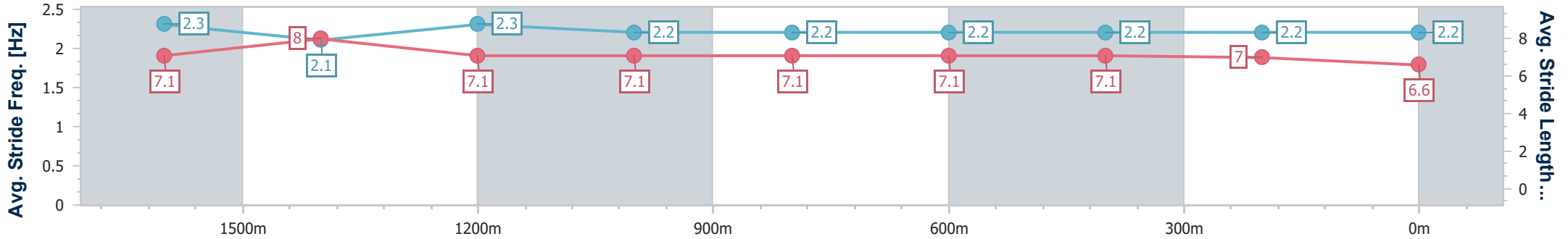
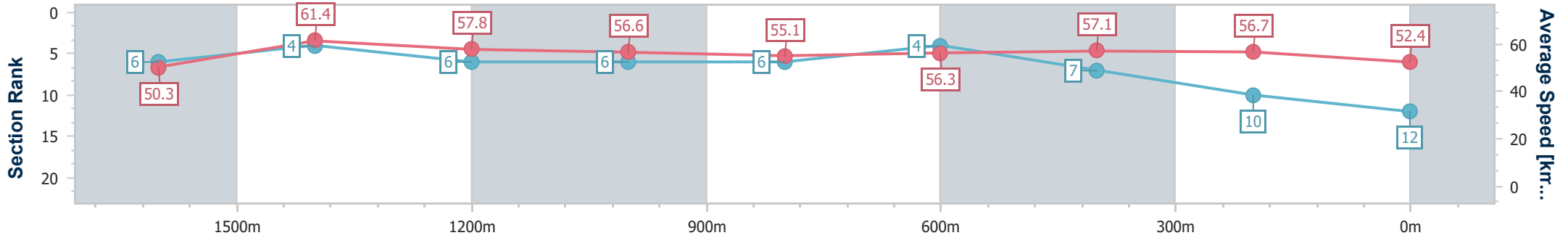
Horse/Jockey Name	Firestorm
Final Rank	12
Fastest Section Time (Section)	0:11.69 (1600m)
Top Speed [km/h] (Section)	63.3 (1600m)
Race State	Finished



Sunshine Coast QLD Professional  
 Race 8: CHANNEL 7 GOLD COAST BRACELET - 1800m  
 11 May 2024 - 16:56  
 Track Rating: Heavy 10, Weather: Fine, Rail Position: True



Section	Overall	1600m	1400m	1200m	1000m	800m	600m	400m	200m
Section Times	1:56.88 [12] (0:14.27)	1:42.61 [6] (0:11.69)	1:30.92 [4] (0:12.48)	1:18.44 [6] (0:12.81)	1:05.63 [6] (0:13.11)	0:52.52 [6] (0:13.09)	0:39.43 [4] (0:12.93)	0:26.50 [7] (0:12.67)	0:13.83 [10] (0:13.83)
Average Speed [km/h]	50.3	61.4	57.8	56.6	55.1	56.3	57.1	56.7	52.4
Top Speed [km/h]	59.7	63.3	59.7	57.3	57.4	58.2	58.6	58.5	55.6
Avg. Dist. to Rail [m]	2.5	1.7	2.5	3.6	2.2	3.9	4.3	6.3	6.1
Avg. Stride Freq. [Hz]	2.3	2.1	2.3	2.2	2.2	2.2	2.2	2.2	2.2
Avg. Stride Length [m]	7.1	8.0	7.1	7.1	7.1	7.1	7.1	7.0	6.6



- [ ] Ranking at each section and finish
- .-.- No data available at this section
- NA No data available



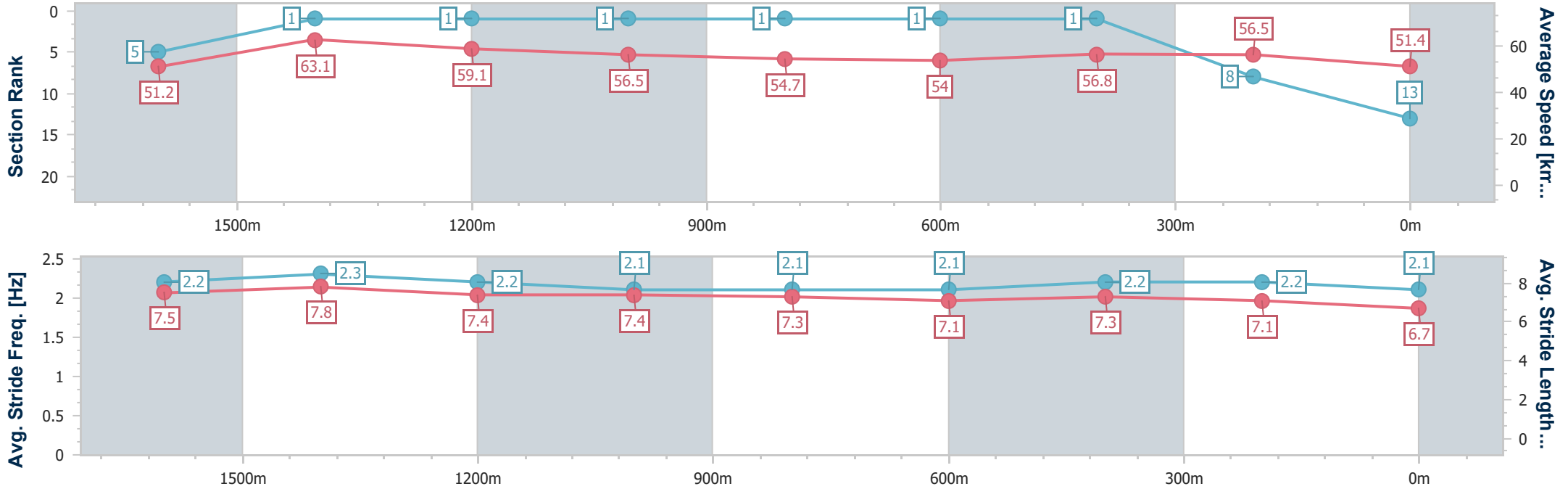
Horse/Jockey Name	Redbreast
Final Rank	13
Fastest Section Time (Section)	0:11.35 (1600m)
Top Speed [km/h] (Section)	64.8 (1600m)
Race State	Finished



Sunshine Coast QLD Professional  
 Race 8: CHANNEL 7 GOLD COAST BRACELET - 1800m  
 11 May 2024 - 16:56  
 Track Rating: Heavy 10, Weather: Fine, Rail Position: True



Section	Overall	1600m	1400m	1200m	1000m	800m	600m	400m	200m
Section Times	1:56.91 [13] (0:14.02)	1:42.89 [5] (0:11.35)	1:31.54 [1] (0:12.20)	1:19.34 [1] (0:12.75)	1:06.59 [1] (0:13.18)	0:53.41 [1] (0:13.62)	0:39.79 [1] (0:12.99)	0:26.80 [1] (0:12.73)	0:14.07 [8]
Average Speed [km/h]	51.2	63.1	59.1	56.5	54.7	54.0	56.8	56.5	51.4
Top Speed [km/h]	62.2	64.8	61.7	58.0	55.7	55.3	57.6	58.3	54.5
Avg. Dist. to Rail [m]	3.8	1.3	0.3	1.6	1.1	3.6	3.8	5.3	4.7
Avg. Stride Freq. [Hz]	2.2	2.3	2.2	2.1	2.1	2.1	2.2	2.2	2.1
Avg. Stride Length [m]	7.5	7.8	7.4	7.4	7.3	7.1	7.3	7.1	6.7



- [ ] Ranking at each section and finish
- .-.- No data available at this section
- NA No data available



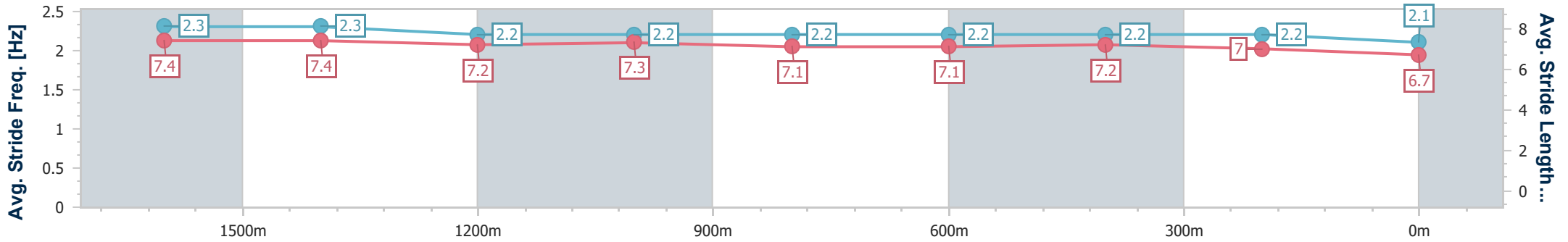
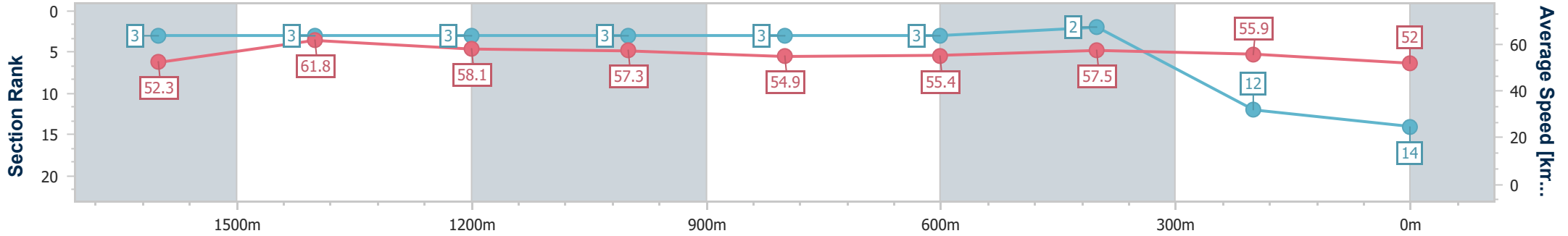
Horse/Jockey Name	Pier Pressure
Final Rank	14
Fastest Section Time (Section)	0:11.79 (1600m)
Top Speed [km/h] (Section)	64.0 (1600m)
Race State	Finished



Sunshine Coast QLD Professional  
 Race 8: CHANNEL 7 GOLD COAST BRACELET - 1800m  
 11 May 2024 - 16:56  
 Track Rating: Heavy 10, Weather: Fine, Rail Position: True



Section	Overall	1600m	1400m	1200m	1000m	800m	600m	400m	200m
Section Times	1:57.02 [14] (0:13.98)	1:43.04 [3] (0:11.79)	1:31.25 [3] (0:12.45)	1:18.80 [3] (0:12.64)	1:06.16 [3] (0:13.17)	0:52.99 [3] (0:13.35)	0:39.64 [3] (0:12.90)	0:26.74 [2] (0:12.84)	0:13.90 [12] (0:13.90)
Average Speed [km/h]	52.3	61.8	58.1	57.3	54.9	55.4	57.5	55.9	52.0
Top Speed [km/h]	63.2	64.0	58.7	57.9	56.4	56.7	58.5	58.1	54.2
Avg. Dist. to Rail [m]	12.7	3.1	2.0	2.2	2.1	4.5	5.2	7.8	8.9
Avg. Stride Freq. [Hz]	2.3	2.3	2.2	2.2	2.2	2.2	2.2	2.2	2.1
Avg. Stride Length [m]	7.4	7.4	7.2	7.3	7.1	7.1	7.2	7.0	6.7



- [ ] Ranking at each section and finish
- .-.- No data available at this section
- NA No data available



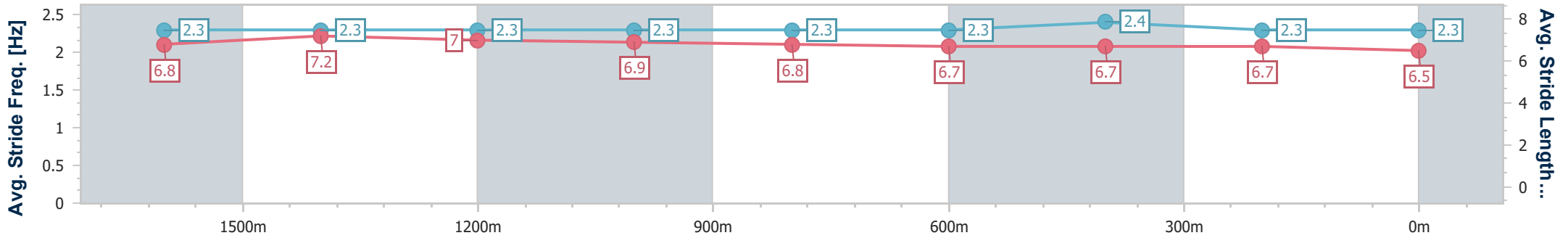
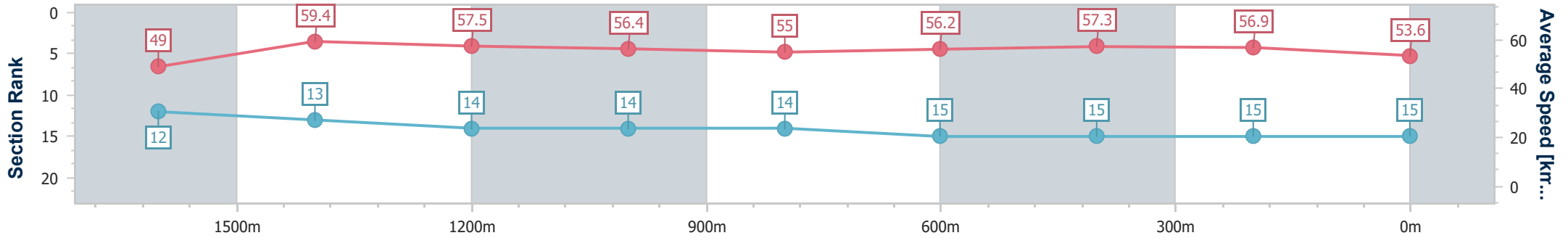
Horse/Jockey Name	Race Ace
Final Rank	15
Fastest Section Time (Section)	0:12.10 (1600m)
Top Speed [km/h] (Section)	61.1 (1600m)
Race State	Finished



Sunshine Coast QLD Professional  
 Race 8: CHANNEL 7 GOLD COAST BRACELET - 1800m  
 11 May 2024 - 16:56  
 Track Rating: Heavy 10, Weather: Fine, Rail Position: True



Section	Overall	1600m	1400m	1200m	1000m	800m	600m	400m	200m
Section Times	1:57.41 [15] (0:14.70)	1:42.71 [12] (0:12.10)	1:30.61 [13] (0:12.52)	1:18.09 [14] (0:12.84)	1:05.25 [14] (0:13.16)	0:52.09 [14] (0:13.04)	0:39.05 [15] (0:12.88)	0:26.17 [15] (0:12.66)	0:13.51 [15] (0:13.51)
Average Speed [km/h]	49.0	59.4	57.5	56.4	55.0	56.2	57.3	56.9	53.6
Top Speed [km/h]	59.5	61.1	58.5	58.3	56.2	58.3	58.0	58.2	55.5
Avg. Dist. to Rail [m]	4.4	0.5	0.4	2.4	2.9	3.2	3.7	7.0	7.7
Avg. Stride Freq. [Hz]	2.3	2.3	2.3	2.3	2.3	2.3	2.4	2.3	2.3
Avg. Stride Length [m]	6.8	7.2	7.0	6.9	6.8	6.7	6.7	6.7	6.5



- [ ] Ranking at each section and finish
- .-.- No data available at this section
- NA No data available



Sunshine Coast QLD Professional  
 Race 9: XXXX BAT OUT OF HELL - 1000m  
 11 May 2024 - 17:31



Track Rating: Heavy 10, Weather: Overcast, Rail Position: True

Section											Last 600m		
Field Times		Overall	800m	600m	400m	200m							
		0:59.48 (0:12.87)	0:46.61 (0:10.61)	0:36.00 (0:11.55)	0:24.45 (0:11.72)	0:12.73 (0:12.73)						0:36.00	
Rank	TAB	Horse/Jockey	Barrier	Top Speed [km/h]	Fastest Section						Margin	Distance Travelled [m]	
1	10	<b>HARDWARE LANE</b> Mark Du Plessis	5	68.1 800m	0:10.84 800m	0:59.48 [1] (0:13.34)	0:46.14 [7] (0:10.84)	0:35.30 [6] (0:11.51)	0:23.79 [6] (0:11.32)	0:12.47 [2] (0:12.47)	0:59.48	0:35.30	
2	4	<b>SITUATION ROOM</b> Angela Jones	4	68.2 800m	0:10.78 800m	0:59.80 [2] (0:13.29)	0:46.51 [6] (0:10.78)	0:35.73 [5] (0:11.58)	0:24.15 [5] (0:11.36)	0:12.79 [3] (0:12.79)	1.8L	0:35.73	-2
3	1	<b>ALL THAT PIZZAZZ</b> Mark Zahra	10	67.8 800m	0:11.01 800m	0:59.90 [3] (0:13.88)	0:46.02 [13] (0:11.01)	0:35.01 [12] (0:11.27)	0:23.74 [12] (0:11.12)	0:12.62 [5] (0:12.62)	2.3L	0:35.01	+0
4	11	<b>STEADY READY</b> Cejay Graham	3	70.0 800m	0:10.59 800m	1:00.13 [4] (0:13.04)	0:47.09 [3] (0:10.59)	0:36.50 [2] (0:11.40)	0:25.10 [1] (0:11.72)	0:13.38 [1] (0:13.38)	3.6L	0:36.50	-4
5	16	<b>HIDDEN WEALTH</b> Samantha Collett	17	68.8 800m	0:11.08 800m	1:00.29 [5] (0:13.83)	0:46.46 [12] (0:11.08)	0:35.38 [14] (0:11.39)	0:23.99 [13] (0:11.21)	0:12.78 [11] (0:12.78)	4.4L	0:35.38	+7
6	15	<b>HAKKAI MARU</b> Robbie Dolan	9	69.6 800m	0:10.77 800m	1:00.32 [6] (0:13.99)	0:46.33 [14] (0:10.77)	0:35.56 [11] (0:11.34)	0:24.22 [11] (0:11.32)	0:12.90 [9] (0:12.90)	4.6L	0:35.56	-4
7	3	<b>EF TROOP</b> Vlad Duric	15	67.3 800m	0:11.20 800m	1:00.38 [7] (0:13.71)	0:46.67 [11] (0:11.20)	0:35.47 [13] (0:11.46)	0:24.01 [14] (0:11.29)	0:12.72 [14] (0:12.72)	4.8L	0:35.47	+4
8	8	<b>ECONOMICS</b> Jake Bayliss	18	68.5 800m	0:10.86 800m	1:00.46 [8] (0:13.20)	0:47.26 [4] (0:10.86)	0:36.40 [4] (0:11.52)	0:24.88 [4] (0:11.63)	0:13.25 [4] (0:13.25)	5.2L	0:36.40	+2
9	9	<b>LA AMIGO</b> Jim Byrne	7	67.6 800m	0:11.17 800m	1:00.65 [9] (0:13.57)	0:47.08 [10] (0:11.17)	0:35.91 [10] (0:11.26)	0:24.65 [10] (0:11.60)	0:13.05 [12] (0:13.05)	6.2L	0:35.91	-1
10	2	<b>RUBIQUITOUS</b> Damien Thornton	6	68.3 800m	0:11.10 800m	1:00.83 [10] (0:13.48)	0:47.35 [8] (0:11.10)	0:36.25 [8] (0:11.36)	0:24.89 [8] (0:11.43)	0:13.46 [8] (0:13.46)	7.2L	0:36.25	+5

Scratched: Apophis (#17), Lost In Transit (#13), Chakra Boy (#19), Heartoni (#18), Krakarib (#20), Smart Image (#5)

- [ ] Ranking at each section and finish
- :--:-- No data available at this section
- NA No data available
- SCN Saddle cloth number
- DNF Did not finish
- DNT Did not track





Sunshine Coast QLD Professional  
 Race 9: XXXX BAT OUT OF HELL - 1000m  
 11 May 2024 - 17:31



Track Rating: Heavy 10, Weather: Overcast, Rail Position: True

Section		Overall	800m	600m	400m	200m	Last 600m					
Field Times		0:59.48 (0:12.87)	0:46.61 (0:10.61)	0:36.00 (0:11.55)	0:24.45 (0:11.72)	0:12.73 (0:12.73)	0:36.00					
Rank	TAB Horse/Jockey	Barrier	Top Speed [km/h]	Fastest Section	Margin					Distance Travelled [m]		
11	12 FLAMING CONQUEST Georgina Cartwright	19	70.3 800m	0:10.62 800m	1:00.86 [11] (0:13.01)	0:47.85 [2] (0:10.62)	0:37.23 [3] (0:11.70)	0:25.53 [3] (0:11.99)	0:13.54 [6] (0:13.54)	7.4L	0:37.23	+1
12	7 GOLDSBOROUGH Kyle Wilson-Taylor	13	67.6 800m	0:11.08 800m	1:01.20 [12] (0:13.56)	0:47.64 [9] (0:11.08)	0:36.56 [9] (0:11.35)	0:25.21 [9] (0:11.44)	0:13.77 [10] (0:13.77)	9.2L	0:36.56	+4
13	6 YOU'LL BE MIST Sean Cormack	12	68.5 800m	0:11.06 800m	1:01.59 [13] (0:13.25)	0:48.34 [5] (0:11.06)	0:37.28 [7] (0:11.48)	0:25.80 [7] (0:11.55)	0:14.25 [7] (0:14.25)	11.5L	0:37.28	+3
14	14 QUEEN ASSASSIN Ron Stewart	2	70.1 800m	0:10.61 800m	1:02.26 [14] (0:12.87)	0:49.39 [1] (0:10.61)	0:38.78 [1] (0:11.72)	0:27.06 [2] (0:12.43)	0:14.63 [13] (0:14.63)	15.3L	0:38.78	-3

Scratched: Apophis (#17), Lost In Transit (#13), Chakra Boy (#19), Heartoni (#18), Krakarib (#20), Smart Image (#5)

[ ] Ranking at each section and finish  
 -:-:-:- No data available at this section  
 NA No data available

SCN Saddle cloth number  
 DNF Did not finish  
 DNT Did not track



Horse/Jockey Name	Hardware Lane
Final Rank	1
Fastest Section Time (Section)	0:10.84 (800m)
Top Speed [km/h] (Section)	68.1 (800m)
Race State	Finished



Sunshine Coast QLD Professional

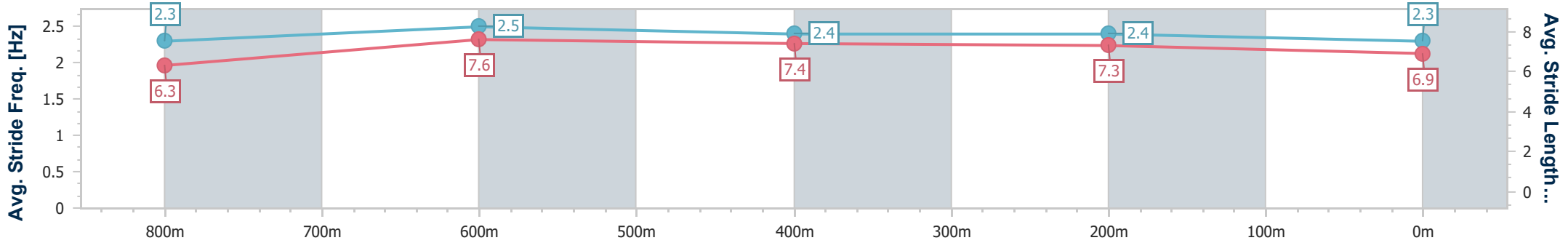
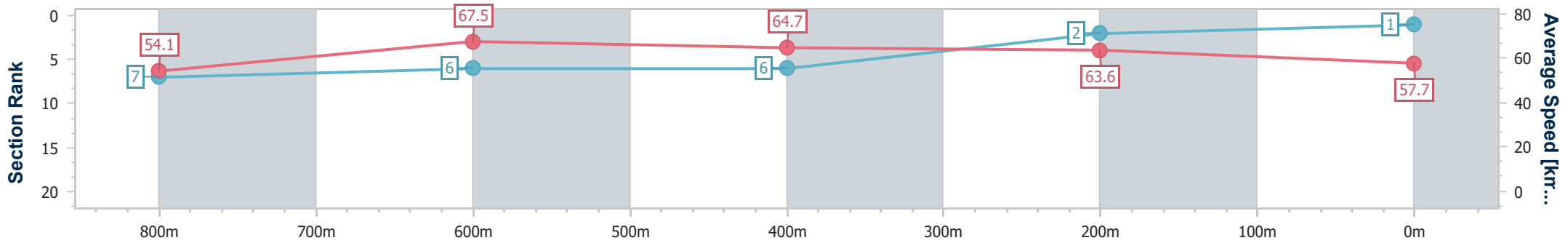
Race 9: XXXX BAT OUT OF HELL - 1000m



11 May 2024 - 17:31

Track Rating: Heavy 10, Weather: Overcast, Rail Position: True

Section	Overall	800m	600m	400m	200m
Section Times	0:59.48 [1] (0:13.34)	0:46.14 [7] (0:10.84)	0:35.30 [6] (0:11.51)	0:23.79 [6] (0:11.32)	0:12.47 [2] (0:12.47)
Average Speed [km/h]	54.1	67.5	64.7	63.6	57.7
Top Speed [km/h]	66.9	68.1	67.3	65.0	61.4
Avg. Dist. to Rail [m]	9.5	5.1	6.0	9.6	10.3
Avg. Stride Freq. [Hz]	2.3	2.5	2.4	2.4	2.3
Avg. Stride Length [m]	6.3	7.6	7.4	7.3	6.9



- [ ] Ranking at each section and finish
- .-.- No data available at this section
- NA No data available



Horse/Jockey Name	Situation Room
Final Rank	2
Fastest Section Time (Section)	0:10.78 (800m)
Top Speed [km/h] (Section)	68.2 (800m)
Race State	Finished



Sunshine Coast QLD Professional

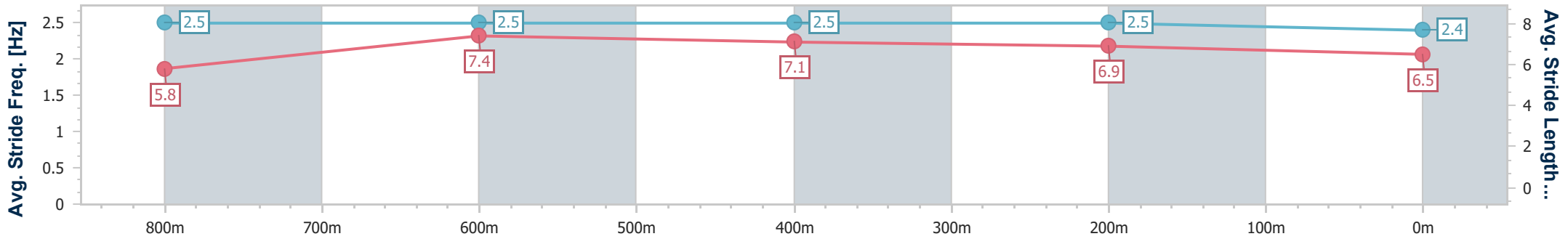
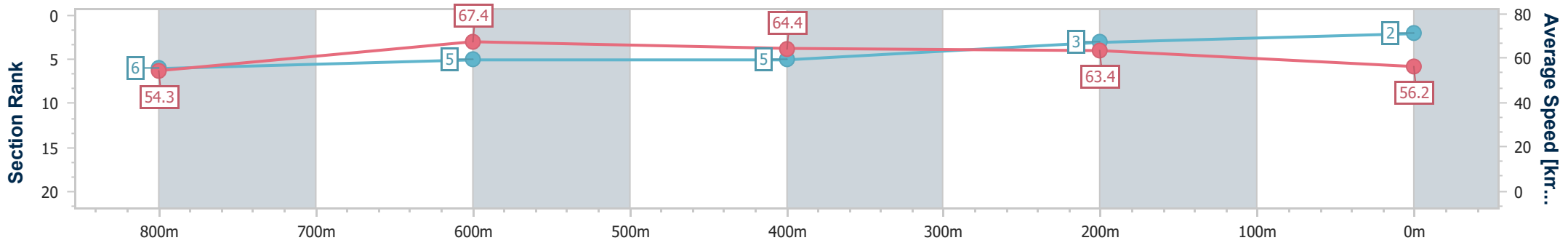
Race 9: XXXX BAT OUT OF HELL - 1000m



11 May 2024 - 17:31

Track Rating: Heavy 10, Weather: Overcast, Rail Position: True

Section	Overall	800m	600m	400m	200m
Section Times	0:59.80 [2] (0:13.29)	0:46.51 [6] (0:10.78)	0:35.73 [5] (0:11.58)	0:24.15 [5] (0:11.36)	0:12.79 [3] (0:12.79)
Average Speed [km/h]	54.3	67.4	64.4	63.4	56.2
Top Speed [km/h]	67.1	68.2	66.6	64.4	61.5
Avg. Dist. to Rail [m]	7.4	4.2	5.6	7.8	8.4
Avg. Stride Freq. [Hz]	2.5	2.5	2.5	2.5	2.4
Avg. Stride Length [m]	5.8	7.4	7.1	6.9	6.5



- [ ] Ranking at each section and finish
- .-.- No data available at this section
- NA No data available



Horse/Jockey Name	All That Pizzazz
Final Rank	3
Fastest Section Time (Section)	0:11.01 (800m)
Top Speed [km/h] (Section)	67.8 (800m)
Race State	Finished



Sunshine Coast QLD Professional

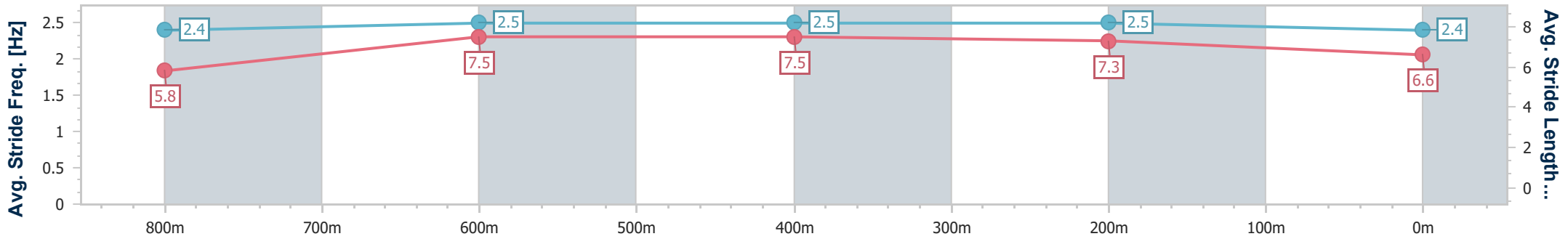
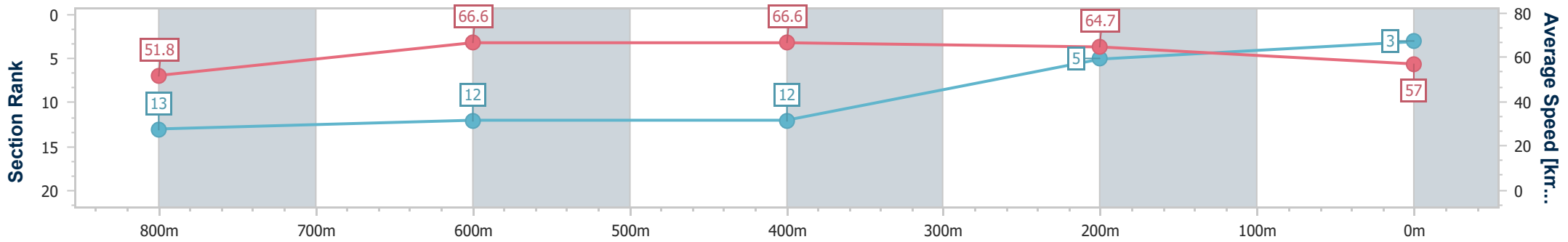
Race 9: XXXX BAT OUT OF HELL - 1000m



11 May 2024 - 17:31

Track Rating: Heavy 10, Weather: Overcast, Rail Position: True

Section	Overall	800m	600m	400m	200m
Section Times	0:59.90 [3] (0:13.88)	0:46.02 [13] (0:11.01)	0:35.01 [12] (0:11.27)	0:23.74 [12] (0:11.12)	0:12.62 [5] (0:12.62)
Average Speed [km/h]	51.8	66.6	66.6	64.7	57.0
Top Speed [km/h]	63.8	67.8	67.5	66.6	62.2
Avg. Dist. to Rail [m]	10.6	6.0	6.5	12.5	13.9
Avg. Stride Freq. [Hz]	2.4	2.5	2.5	2.5	2.4
Avg. Stride Length [m]	5.8	7.5	7.5	7.3	6.6



- [ ] Ranking at each section and finish
- .-.- No data available at this section
- NA No data available



Horse/Jockey Name	Steady Ready
Final Rank	4
Fastest Section Time (Section)	0:10.59 (800m)
Top Speed [km/h] (Section)	70.0 (800m)
Race State	Finished



Sunshine Coast QLD Professional

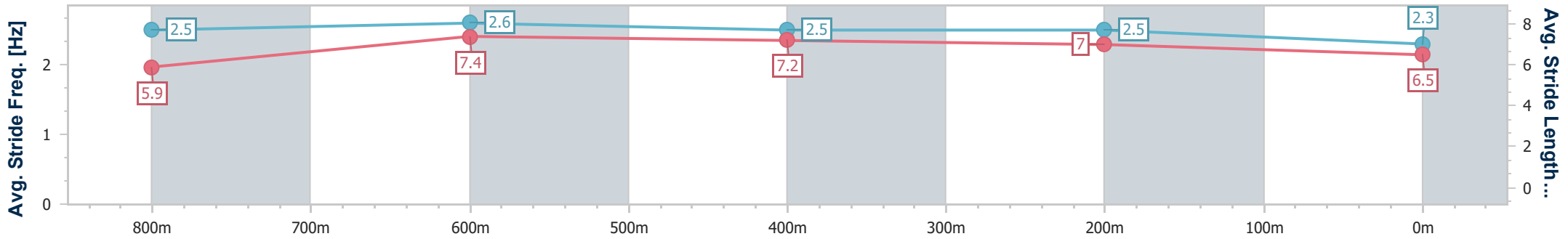
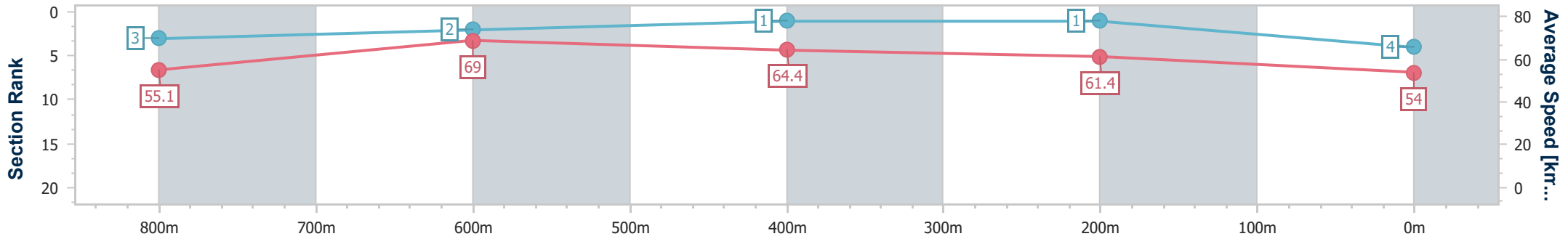
Race 9: XXXX BAT OUT OF HELL - 1000m



11 May 2024 - 17:31

Track Rating: Heavy 10, Weather: Overcast, Rail Position: True

Section	Overall	800m	600m	400m	200m
Section Times	1:00.13 [4] (0:13.04)	0:47.09 [3] (0:10.59)	0:36.50 [2] (0:11.40)	0:25.10 [1] (0:11.72)	0:13.38 [1] (0:13.38)
Average Speed [km/h]	55.1	69.0	64.4	61.4	54.0
Top Speed [km/h]	69.1	70.0	67.2	62.4	59.5
Avg. Dist. to Rail [m]	7.3	4.6	3.6	9.1	12.0
Avg. Stride Freq. [Hz]	2.5	2.6	2.5	2.5	2.3
Avg. Stride Length [m]	5.9	7.4	7.2	7.0	6.5



- [ ] Ranking at each section and finish
- .-.- No data available at this section
- NA No data available



Horse/Jockey Name	Hidden Wealth
Final Rank	5
Fastest Section Time (Section)	0:11.08 (800m)
Top Speed [km/h] (Section)	68.8 (800m)
Race State	Finished



Sunshine Coast QLD Professional

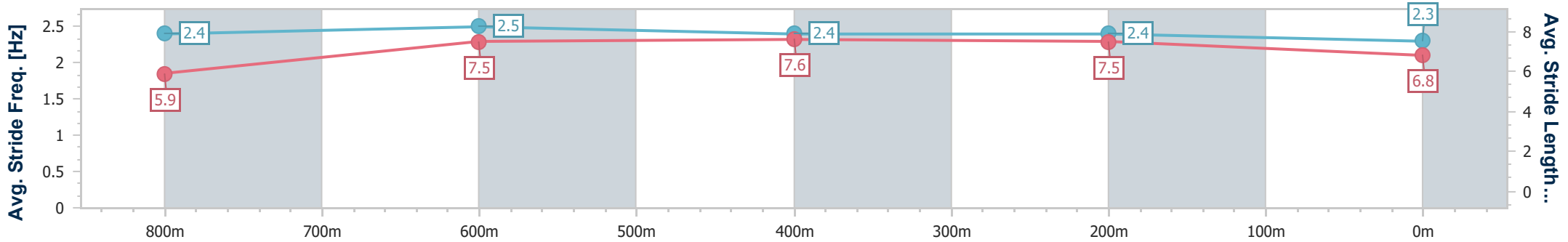
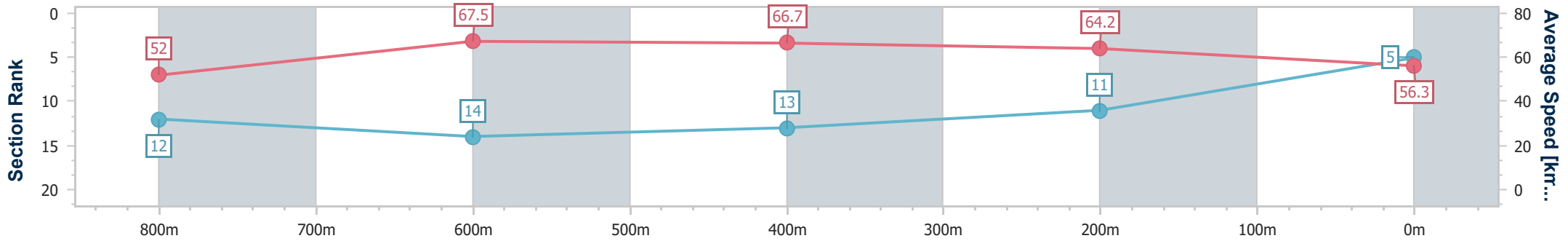
Race 9: XXXX BAT OUT OF HELL - 1000m



11 May 2024 - 17:31

Track Rating: Heavy 10, Weather: Overcast, Rail Position: True

Section	Overall	800m	600m	400m	200m
Section Times	1:00.29 [5] (0:13.83)	0:46.46 [12] (0:11.08)	0:35.38 [14] (0:11.39)	0:23.99 [13] (0:11.21)	0:12.78 [11] (0:12.78)
Average Speed [km/h]	52.0	67.5	66.7	64.2	56.3
Top Speed [km/h]	65.8	68.8	67.8	66.4	62.5
Avg. Dist. to Rail [m]	15.6	10.5	9.3	12.6	12.4
Avg. Stride Freq. [Hz]	2.4	2.5	2.4	2.4	2.3
Avg. Stride Length [m]	5.9	7.5	7.6	7.5	6.8



- [ ] Ranking at each section and finish
- .-.- No data available at this section
- NA No data available



Horse/Jockey Name	Hakkai Maru
Final Rank	6
Fastest Section Time (Section)	0:10.77 (800m)
Top Speed [km/h] (Section)	69.6 (800m)
Race State	Finished



Sunshine Coast QLD Professional

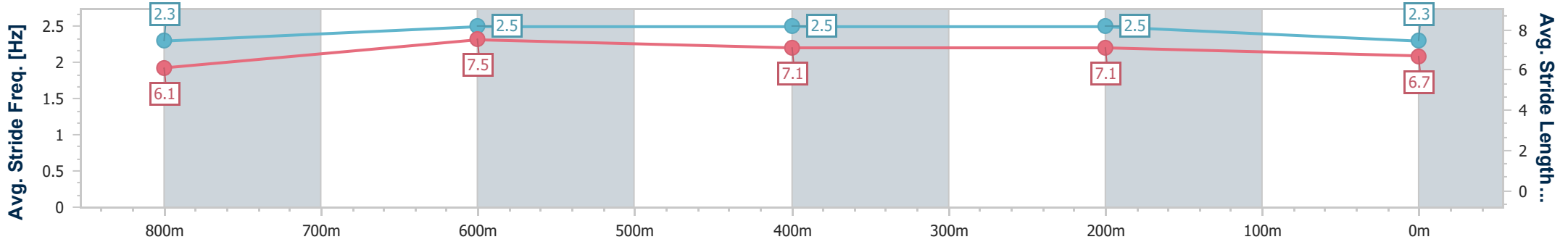
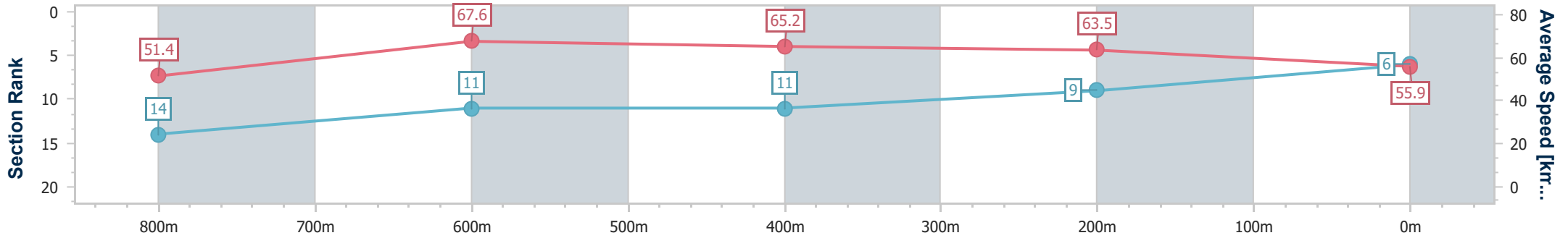
Race 9: XXXX BAT OUT OF HELL - 1000m



11 May 2024 - 17:31

Track Rating: Heavy 10, Weather: Overcast, Rail Position: True

Section	Overall	800m	600m	400m	200m
Section Times	1:00.32 [6] (0:13.99)	0:46.33 [14] (0:10.77)	0:35.56 [11] (0:11.34)	0:24.22 [11] (0:11.32)	0:12.90 [9] (0:12.90)
Average Speed [km/h]	51.4	67.6	65.2	63.5	55.9
Top Speed [km/h]	65.6	69.6	67.8	65.3	61.0
Avg. Dist. to Rail [m]	10.1	3.0	5.0	7.5	6.8
Avg. Stride Freq. [Hz]	2.3	2.5	2.5	2.5	2.3
Avg. Stride Length [m]	6.1	7.5	7.1	7.1	6.7



- [ ] Ranking at each section and finish
- .-.-.- No data available at this section
- NA No data available



Horse/Jockey Name	Ef Troop
Final Rank	7
Fastest Section Time (Section)	0:11.20 (800m)
Top Speed [km/h] (Section)	67.3 (800m)
Race State	Finished



Sunshine Coast QLD Professional

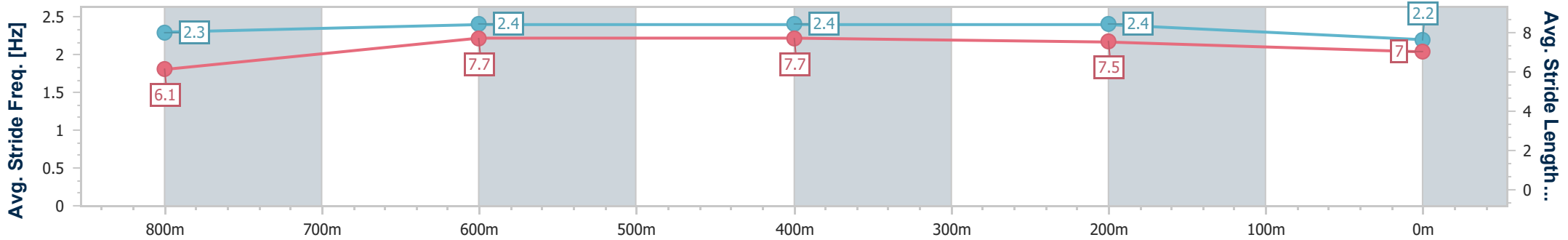
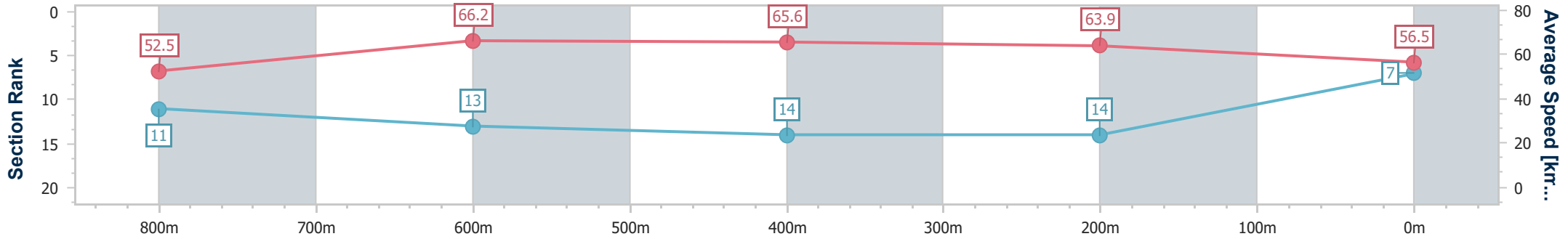
Race 9: XXXX BAT OUT OF HELL - 1000m



11 May 2024 - 17:31

Track Rating: Heavy 10, Weather: Overcast, Rail Position: True

Section	Overall	800m	600m	400m	200m
Section Times	1:00.38 [7] (0:13.71)	0:46.67 [11] (0:11.20)	0:35.47 [13] (0:11.46)	0:24.01 [14] (0:11.29)	0:12.72 [14] (0:12.72)
Average Speed [km/h]	52.5	66.2	65.6	63.9	56.5
Top Speed [km/h]	64.9	67.3	66.7	65.8	61.0
Avg. Dist. to Rail [m]	13.4	7.6	7.7	11.2	11.5
Avg. Stride Freq. [Hz]	2.3	2.4	2.4	2.4	2.2
Avg. Stride Length [m]	6.1	7.7	7.7	7.5	7.0



- [ ] Ranking at each section and finish
- .-.- No data available at this section
- NA No data available





Horse/Jockey Name	Economics
Final Rank	8
Fastest Section Time (Section)	0:10.86 (800m)
Top Speed [km/h] (Section)	68.5 (800m)
Race State	Finished



Sunshine Coast QLD Professional

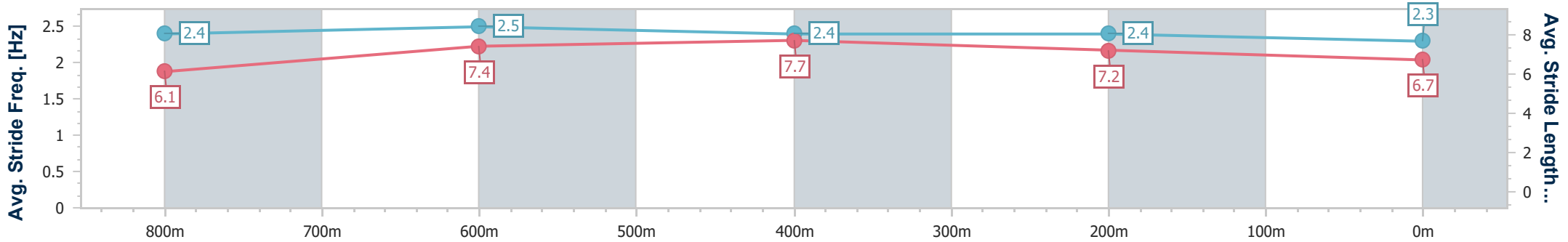
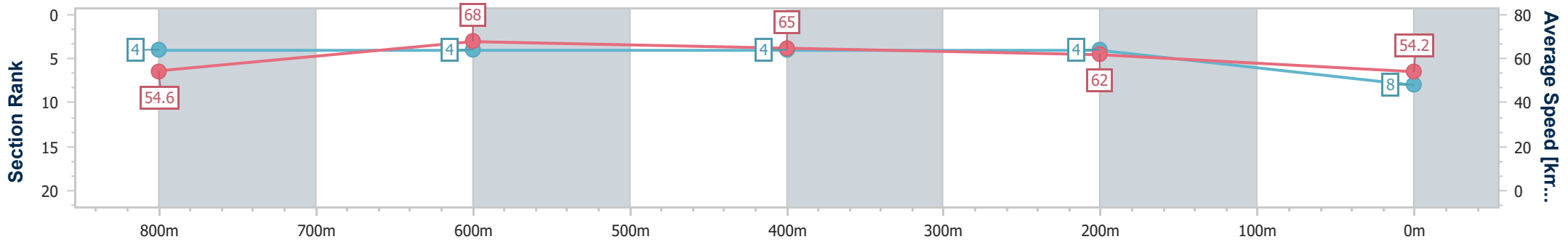
Race 9: XXXX BAT OUT OF HELL - 1000m



11 May 2024 - 17:31

Track Rating: Heavy 10, Weather: Overcast, Rail Position: True

Section	Overall	800m	600m	400m	200m
Section Times	1:00.46 [8] (0:13.20)	0:47.26 [4] (0:10.86)	0:36.40 [4] (0:11.52)	0:24.88 [4] (0:11.63)	0:13.25 [4] (0:13.25)
Average Speed [km/h]	54.6	68.0	65.0	62.0	54.2
Top Speed [km/h]	67.5	68.5	67.7	64.7	58.0
Avg. Dist. to Rail [m]	15.0	7.6	6.8	12.6	10.5
Avg. Stride Freq. [Hz]	2.4	2.5	2.4	2.4	2.3
Avg. Stride Length [m]	6.1	7.4	7.7	7.2	6.7



- [ ] Ranking at each section and finish
- .-.- No data available at this section
- NA No data available



Horse/Jockey Name	La Amigo
Final Rank	9
Fastest Section Time (Section)	0:11.17 (800m)
Top Speed [km/h] (Section)	67.6 (800m)
Race State	Finished



Sunshine Coast QLD Professional

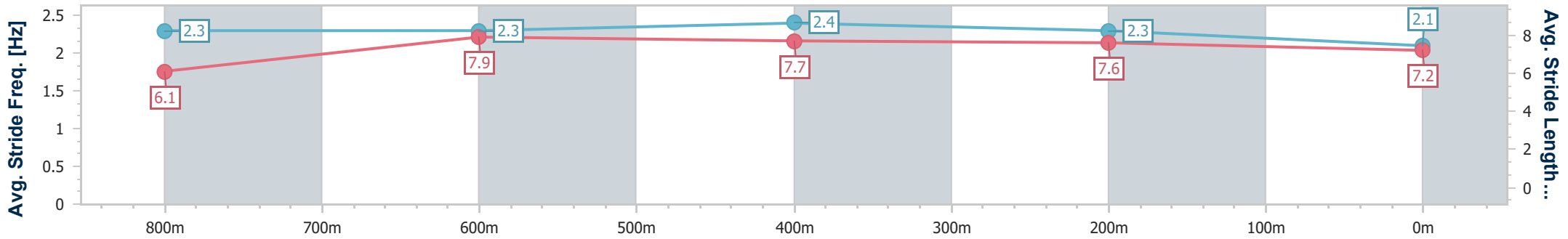
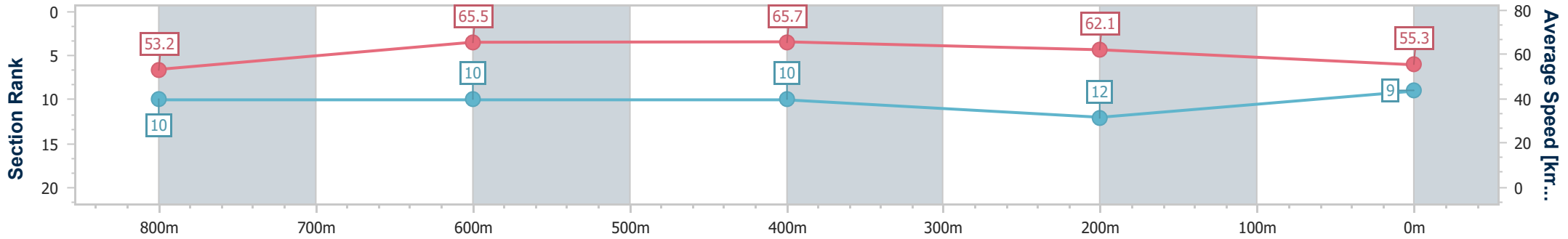
Race 9: XXXX BAT OUT OF HELL - 1000m



11 May 2024 - 17:31

Track Rating: Heavy 10, Weather: Overcast, Rail Position: True

Section	Overall	800m	600m	400m	200m
Section Times	1:00.65 [9] (0:13.57)	0:47.08 [10] (0:11.17)	0:35.91 [10] (0:11.26)	0:24.65 [10] (0:11.60)	0:13.05 [12] (0:13.05)
Average Speed [km/h]	53.2	65.5	65.7	62.1	55.3
Top Speed [km/h]	63.4	67.6	67.3	63.5	58.4
Avg. Dist. to Rail [m]	14.6	6.1	4.4	7.8	7.3
Avg. Stride Freq. [Hz]	2.3	2.3	2.4	2.3	2.1
Avg. Stride Length [m]	6.1	7.9	7.7	7.6	7.2



- [ ] Ranking at each section and finish
- .-.- No data available at this section
- NA No data available



Horse/Jockey Name	Rubiquitous
Final Rank	10
Fastest Section Time (Section)	0:11.10 (800m)
Top Speed [km/h] (Section)	68.3 (800m)
Race State	Finished



Sunshine Coast QLD Professional

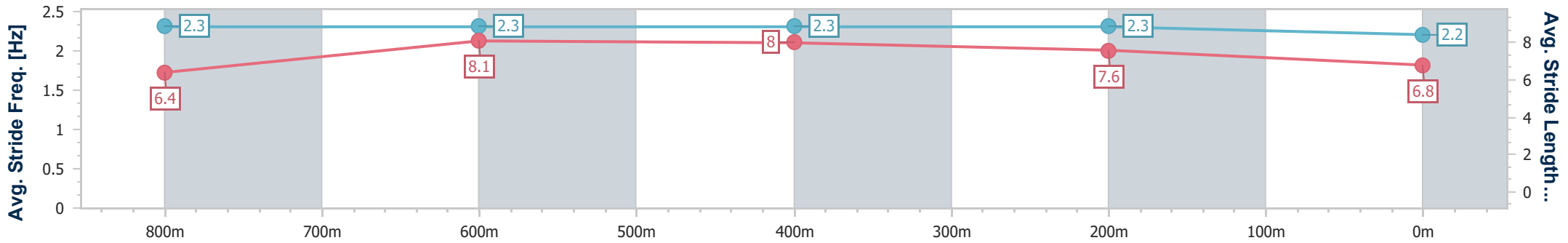
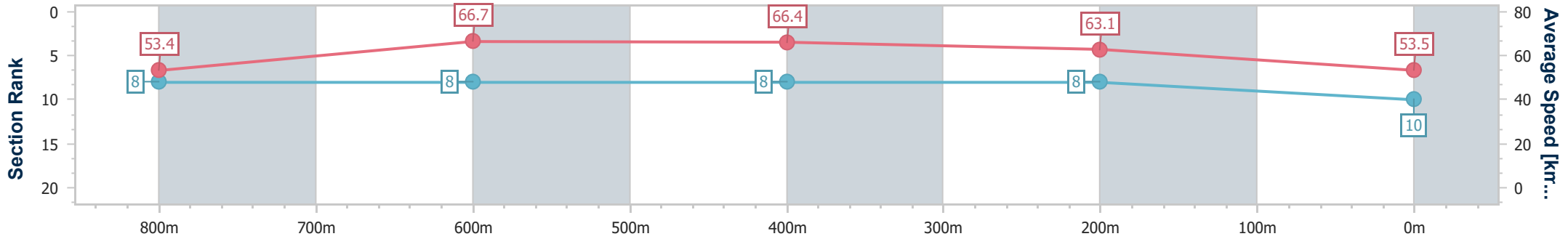
Race 9: XXXX BAT OUT OF HELL - 1000m



11 May 2024 - 17:31

Track Rating: Heavy 10, Weather: Overcast, Rail Position: True

Section	Overall	800m	600m	400m	200m
Section Times	1:00.83 [10] (0:13.48)	0:47.35 [8] (0:11.10)	0:36.25 [8] (0:11.36)	0:24.89 [8] (0:11.43)	0:13.46 [8] (0:13.46)
Average Speed [km/h]	53.4	66.7	66.4	63.1	53.5
Top Speed [km/h]	63.1	68.3	67.1	65.3	59.9
Avg. Dist. to Rail [m]	11.0	7.8	8.0	14.4	15.0
Avg. Stride Freq. [Hz]	2.3	2.3	2.3	2.3	2.2
Avg. Stride Length [m]	6.4	8.1	8.0	7.6	6.8



- [ ] Ranking at each section and finish
- .-.- No data available at this section
- NA No data available



Horse/Jockey Name	Flaming Conquest
Final Rank	11
Fastest Section Time (Section)	0:10.62 (800m)
Top Speed [km/h] (Section)	70.3 (800m)
Race State	Finished



Sunshine Coast QLD Professional

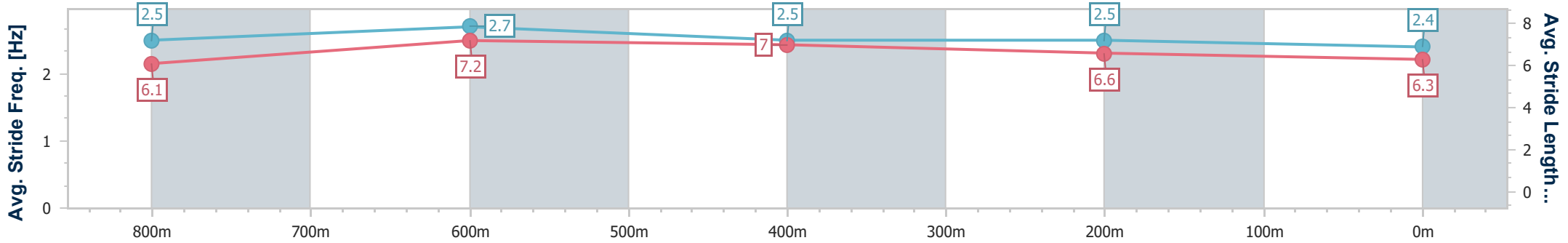
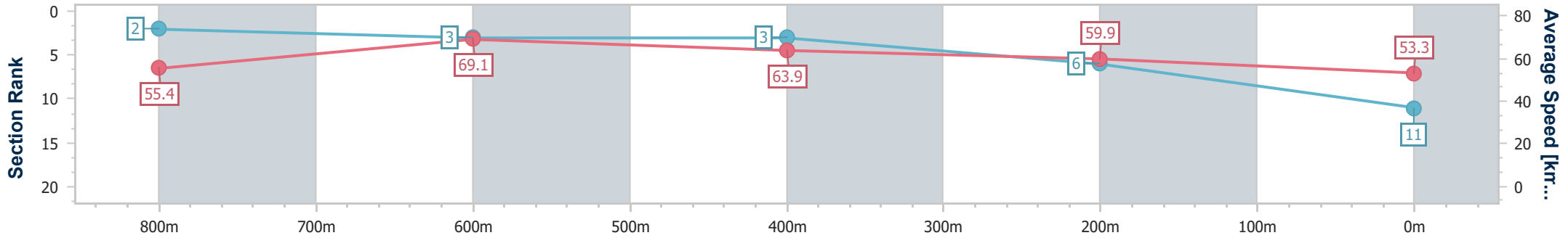
Race 9: XXXX BAT OUT OF HELL - 1000m



11 May 2024 - 17:31

Track Rating: Heavy 10, Weather: Overcast, Rail Position: True

Section	Overall	800m	600m	400m	200m
Section Times	1:00.86 [11] (0:13.01)	0:47.85 [2] (0:10.62)	0:37.23 [3] (0:11.70)	0:25.53 [3] (0:11.99)	0:13.54 [6] (0:13.54)
Average Speed [km/h]	55.4	69.1	63.9	59.9	53.3
Top Speed [km/h]	70.0	70.3	66.9	61.1	57.2
Avg. Dist. to Rail [m]	16.3	6.1	6.1	10.4	9.9
Avg. Stride Freq. [Hz]	2.5	2.7	2.5	2.5	2.4
Avg. Stride Length [m]	6.1	7.2	7.0	6.6	6.3



- [ ] Ranking at each section and finish
- .-.- No data available at this section
- NA No data available



Horse/Jockey Name	Goldsborough
Final Rank	12
Fastest Section Time (Section)	0:11.08 (800m)
Top Speed [km/h] (Section)	67.6 (800m)
Race State	Finished



Sunshine Coast QLD Professional

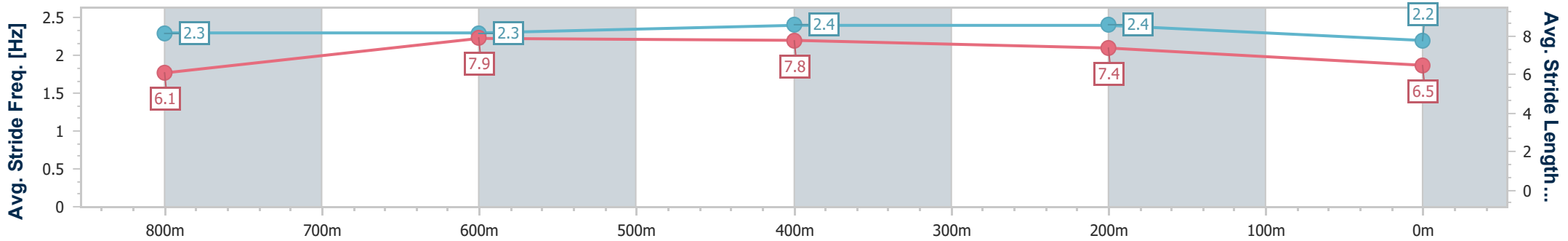
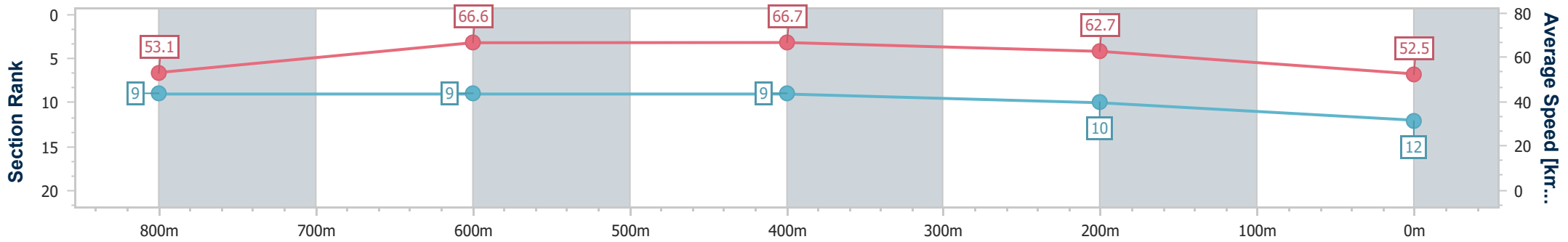
Race 9: XXXX BAT OUT OF HELL - 1000m



11 May 2024 - 17:31

Track Rating: Heavy 10, Weather: Overcast, Rail Position: True

Section	Overall	800m	600m	400m	200m
Section Times	1:01.20 [12] (0:13.56)	0:47.64 [9] (0:11.08)	0:36.56 [9] (0:11.35)	0:25.21 [9] (0:11.44)	0:13.77 [10] (0:13.77)
Average Speed [km/h]	53.1	66.6	66.7	62.7	52.5
Top Speed [km/h]	65.5	67.6	67.2	65.6	59.6
Avg. Dist. to Rail [m]	12.5	7.0	8.1	15.2	15.1
Avg. Stride Freq. [Hz]	2.3	2.3	2.4	2.4	2.2
Avg. Stride Length [m]	6.1	7.9	7.8	7.4	6.5



- [ ] Ranking at each section and finish
- .-.- No data available at this section
- NA No data available



Horse/Jockey Name	You'll Be Mist
Final Rank	13
Fastest Section Time (Section)	0:11.06 (800m)
Top Speed [km/h] (Section)	68.5 (800m)
Race State	Finished



Sunshine Coast QLD Professional

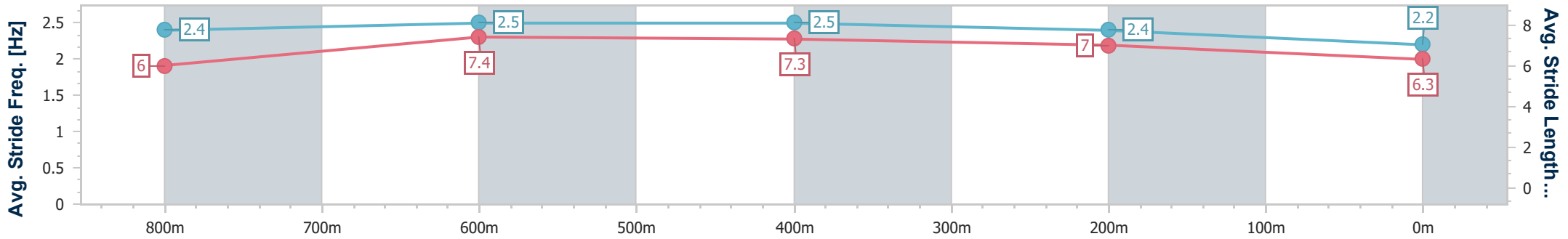
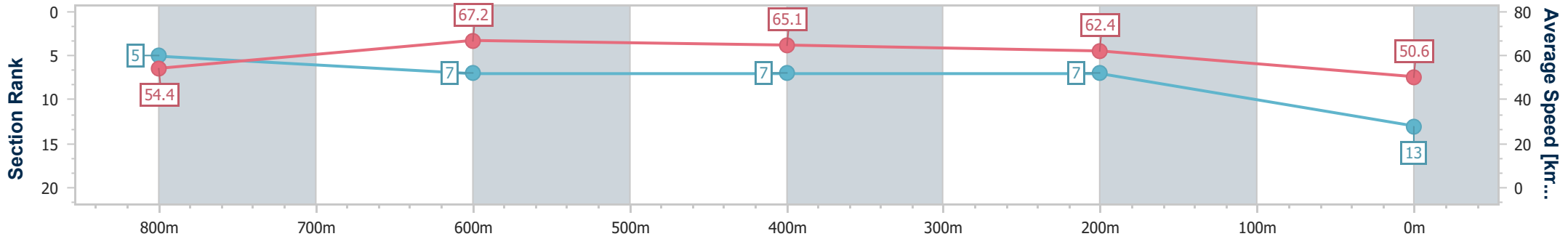
Race 9: XXXX BAT OUT OF HELL - 1000m



11 May 2024 - 17:31

Track Rating: Heavy 10, Weather: Overcast, Rail Position: True

Section	Overall	800m	600m	400m	200m
Section Times	1:01.59 [13] (0:13.25)	0:48.34 [5] (0:11.06)	0:37.28 [7] (0:11.48)	0:25.80 [7] (0:11.55)	0:14.25 [7] (0:14.25)
Average Speed [km/h]	54.4	67.2	65.1	62.4	50.6
Top Speed [km/h]	66.1	68.5	66.5	64.6	59.2
Avg. Dist. to Rail [m]	12.6	8.0	6.8	13.5	13.4
Avg. Stride Freq. [Hz]	2.4	2.5	2.5	2.4	2.2
Avg. Stride Length [m]	6.0	7.4	7.3	7.0	6.3



- [ ] Ranking at each section and finish
- .-.- No data available at this section
- NA No data available



Horse/Jockey Name	Queen Assassin
Final Rank	14
Fastest Section Time (Section)	0:10.61 (800m)
Top Speed [km/h] (Section)	70.1 (800m)
Race State	Finished



Sunshine Coast QLD Professional

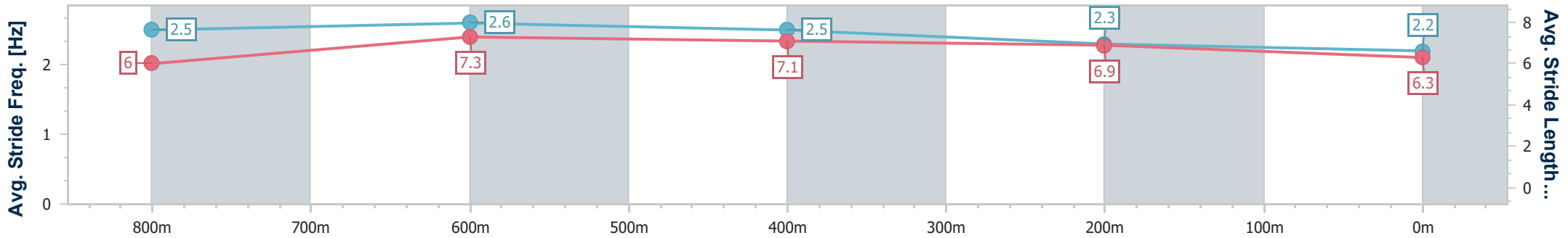
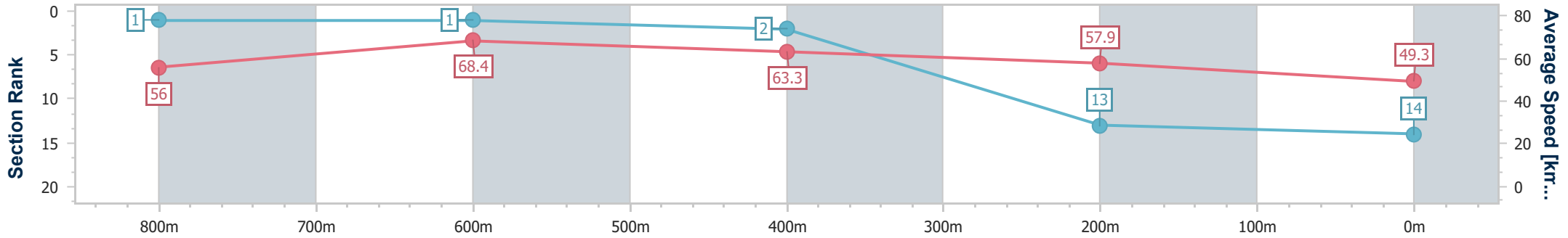
Race 9: XXXX BAT OUT OF HELL - 1000m



11 May 2024 - 17:31

Track Rating: Heavy 10, Weather: Overcast, Rail Position: True

Section	Overall	800m	600m	400m	200m
Section Times	1:02.26 [14] (0:12.87)	0:49.39 [1] (0:10.61)	0:38.78 [1] (0:11.72)	0:27.06 [2] (0:12.43)	0:14.63 [13] (0:14.63)
Average Speed [km/h]	56.0	68.4	63.3	57.9	49.3
Top Speed [km/h]	69.4	70.1	66.0	60.4	54.2
Avg. Dist. to Rail [m]	5.4	3.4	4.9	8.2	6.9
Avg. Stride Freq. [Hz]	2.5	2.6	2.5	2.3	2.2
Avg. Stride Length [m]	6.0	7.3	7.1	6.9	6.3



- [ ] Ranking at each section and finish
- .-.- No data available at this section
- NA No data available