



Sunshine Coast QLD Professional

Race 8: CHANNEL 7 GOLD COAST BRACELET - 1800m

11 May 2024 - 16:56



Track Rating: Heavy 10, Weather: Fine, Rail Position: True

Section		Overall	1600m	1400m	1200m	1000m	800m	600m	Last 600m				
Field Times		1:54.86 (0:13.76)	1:41.10 (0:11.61)	1:29.49 (0:12.20)	1:17.29 (0:12.75)	1:04.54 (0:13.18)	0:51.36 (0:13.62)	0:37.74 (0:12.99)	0:37.74				
Rank	TAB Horse/Jockey	Barrier	Top Speed [km/h]	Fastest Section									Distance Travelled [m]
1	3 AMAZONIAN LASS Adam Hyeronimus	11	62.1	0:11.99	1:54.86 [1] (0:13.96)	1:40.90 [2] (0:12.05)	1:28.85 [6] (0:12.41)	1:16.44 [5] (0:12.72)	1:03.72 [5] (0:13.20)	0:50.52 [5] (0:13.24)	0:37.28 [6] (0:12.73)	0:37.28	
2	1 MOLLY BLOOM Opie Bosson	6	61.6	0:11.98	1:55.16 [2] (0:14.55)	1:40.61 [11] (0:11.98)	1:28.63 [10] (0:12.42)	1:16.21 [11] (0:12.82)	1:03.39 [10] (0:13.03)	0:50.36 [10] (0:13.05)	0:37.31 [11] (0:12.62)	0:37.31	-3
3	12 KIND WORDS Ryan Maloney	10	60.3	0:12.09	1:55.19 [3] (0:14.02)	1:41.17 [4] (0:12.21)	1:28.96 [7] (0:12.55)	1:16.41 [9] (0:12.80)	1:03.61 [8] (0:13.10)	0:50.51 [8] (0:13.05)	0:37.46 [10] (0:12.73)	0:37.46	-3
3	11 MARE OF MT BULLER Tommy Berry	12	62.4	0:12.04	1:55.19 [3] (0:14.51)	1:40.68 [10] (0:12.10)	1:28.58 [11] (0:12.40)	1:16.18 [12] (0:12.91)	1:03.27 [13] (0:13.13)	0:50.14 [13] (0:13.02)	0:37.12 [13] (0:12.59)	0:37.12	+3
5	9 OCEANS OF ENERGY Michael Rodd	8	60.8	0:12.07	1:55.56 [5] (0:14.33)	1:41.23 [8] (0:12.07)	1:29.16 [9] (0:12.33)	1:16.83 [8] (0:12.89)	1:03.94 [9] (0:13.06)	0:50.88 [9] (0:12.91)	0:37.97 [7] (0:12.71)	0:37.97	-11
6	5 MISS JOELENE James Orman	13	65.4	0:11.62	1:55.60 [6] (0:14.38)	1:41.22 [9] (0:11.62)	1:29.60 [5] (0:12.30)	1:17.30 [4] (0:12.61)	1:04.69 [4] (0:13.31)	0:51.38 [4] (0:13.41)	0:37.97 [8] (0:12.73)	0:37.97	+2
7	4 EXOTIQUE MISS Robbie Dolan	14	63.8	0:11.77	1:56.17 [7] (0:13.76)	1:42.41 [1] (0:11.77)	1:30.64 [2] (0:12.50)	1:18.14 [2] (0:12.71)	1:05.43 [2] (0:13.17)	0:52.26 [2] (0:13.40)	0:38.86 [2] (0:13.02)	0:38.86	-2
8	10 BRIGHT RED Mark Du Plessis	7	60.8	0:11.91	1:56.49 [8] (0:14.91)	1:41.58 [13] (0:11.91)	1:29.67 [14] (0:12.25)	1:17.42 [13] (0:12.82)	1:04.60 [12] (0:13.15)	0:51.45 [12] (0:13.02)	0:38.43 [12] (0:12.52)	0:38.43	-6
9	14 SHOWDRA Damien Thornton	9	61.8	0:11.99	1:56.74 [9] (0:14.30)	1:42.44 [7] (0:11.99)	1:30.45 [8] (0:12.34)	1:18.11 [7] (0:12.79)	1:05.32 [7] (0:13.14)	0:52.18 [7] (0:13.12)	0:39.06 [9] (0:12.83)	0:39.06	+2
10	13 MOSZUR Vlad Duric	5	60.9	0:11.82	1:56.82 [10] (0:14.96)	1:41.86 [14] (0:11.82)	1:30.04 [12] (0:12.17)	1:17.87 [10] (0:12.88)	1:04.99 [11] (0:12.99)	0:52.00 [11] (0:12.75)	0:39.25 [5] (0:12.83)	0:39.25	-20

Scratched: Trifling (#2), Red Defcon (#8), Waikato Girl (#6), Lively (#20), Little Jeanie (#15), Callistemon (#16)

[] Ranking at each section and finish
 -:-:- No data available at this section
 NA No data available
 SCN Saddle cloth number
 DNF Did not finish
 DNT Did not track



Sunshine Coast QLD Professional
Race 8: CHANNEL 7 GOLD COAST BRACELET - 1800m
 11 May 2024 - 16:56



Track Rating: Heavy 10, Weather: Fine, Rail Position: True

Section		Overall	1600m	1400m	1200m	1000m	800m	600m	Last 600m					
Field Times		1:54.86 (0:13.76)	1:41.10 (0:11.61)	1:29.49 (0:12.20)	1:17.29 (0:12.75)	1:04.54 (0:13.18)	0:51.36 (0:13.62)	0:37.74 (0:12.99)	0:37.74					
Rank	TAB Horse/Jockey	Barrier	Top Speed [km/h]	Fastest Section										Distance Travelled [m]
11	21 TRUE FAIRY Noriyuki Masuda	19	60.5 800m	0:12.16 1600m	1:56.84 [11] (0:15.08)	1:41.76 [15] (0:12.16)	1:29.60 [15] (0:12.32)	1:17.28 [15] (0:12.80)	1:04.48 [15] (0:13.04)	0:51.44 [15] (0:12.95)	0:38.49 [14] (0:12.63)	0:38.49	-5	
12	18 FIRESTORM James McDonald	1	63.3 1600m	0:11.69 1600m	1:56.88 [12] (0:14.27)	1:42.61 [6] (0:11.69)	1:30.92 [4] (0:12.48)	1:18.44 [6] (0:12.81)	1:05.63 [6] (0:13.11)	0:52.52 [6] (0:13.09)	0:39.43 [4] (0:12.93)	0:39.43	-8	
13	19 REDBREAST Tim Clark	3	64.8 1600m	0:11.35 1600m	1:56.91 [13] (0:14.02)	1:42.89 [5] (0:11.35)	1:31.54 [1] (0:12.20)	1:19.34 [1] (0:12.75)	1:06.59 [1] (0:13.18)	0:53.41 [1] (0:13.62)	0:39.79 [1] (0:12.99)	0:39.79	-12	
14	7 PIER PRESSURE Andrew Mallyon	20	64.0 1600m	0:11.79 1600m	1:57.02 [14] (0:13.98)	1:43.04 [3] (0:11.79)	1:31.25 [3] (0:12.45)	1:18.80 [3] (0:12.64)	1:06.16 [3] (0:13.17)	0:52.99 [3] (0:13.35)	0:39.64 [3] (0:12.90)	0:39.64	+0	
15	17 RACE ACE Martin Harley	4	61.1 1600m	0:12.10 1600m	1:57.41 [15] (0:14.70)	1:42.71 [12] (0:12.10)	1:30.61 [13] (0:12.52)	1:18.09 [14] (0:12.84)	1:05.25 [14] (0:13.16)	0:52.09 [14] (0:13.04)	0:39.05 [15] (0:12.88)	0:39.05	-8	

Scratched: Trifling (#2), Red Defcon (#8), Waikato Girl (#6), Lively (#20), Little Jeanie (#15), Callistemon (#16)

[] Ranking at each section and finish
 -:-:- No data available at this section
 NA No data available

SCN Saddle cloth number
 DNF Did not finish
 DNT Did not track



Sunshine Coast QLD Professional
Race 8: CHANNEL 7 GOLD COAST BRACELET - 1800m
 11 May 2024 - 16:56



Track Rating: Heavy 10, Weather: Fine, Rail Position: True

Section				400m	200m			Last 600m		
Field Times				0:24.75 (0:12.19)	0:12.56 (0:12.56)			0:37.74		
Rank	TAB	Horse/Jockey	Barrier	Top Speed [km/h]	Fastest Section	Margin			Distance Travelled [m]	
1	3	AMAZONIAN LASS Adam Hyeronimus	11	62.1 Overall	0:11.99 400m	0:24.55 [4] (0:11.99)	0:12.56 [1] (0:12.56)	1:54.86	0:37.28	
2	1	MOLLY BLOOM Opie Bosson	6	61.6 1600m	0:11.98 1600m	0:24.69 [10] (0:12.24)	0:12.45 [6] (0:12.45)	1.8L	0:37.31	-3
3	12	KIND WORDS Ryan Maloney	10	60.3 1600m	0:12.09 400m	0:24.73 [9] (0:12.09)	0:12.64 [4] (0:12.64)	2L	0:37.46	-3
3	11	MARE OF MT BULLER Tommy Berry	12	62.4 1600m	0:12.04 400m	0:24.53 [13] (0:12.04)	0:12.49 [5] (0:12.49)	2L	0:37.12	+3
5	9	OCEANS OF ENERGY Michael Rodd	8	60.8 1600m	0:12.07 1600m	0:25.26 [3] (0:12.20)	0:13.06 [3] (0:13.06)	4L	0:37.97	-11
6	5	MISS JOELENE James Orman	13	65.4 1600m	0:11.62 1600m	0:25.24 [6] (0:12.14)	0:13.10 [2] (0:13.10)	4.2L	0:37.97	+2
7	4	EXOTIQUE MISS Robbie Dolan	14	63.8 1600m	0:11.77 1600m	0:25.84 [5] (0:12.48)	0:13.36 [7] (0:13.36)	7.5L	0:38.86	-2
8	10	BRIGHT RED Mark Du Plessis	7	60.8 1600m	0:11.91 1600m	0:25.91 [12] (0:12.61)	0:13.30 [13] (0:13.30)	9.3L	0:38.43	-6
9	14	SHOWDRA Damien Thornton	9	61.8 1600m	0:11.99 1600m	0:26.23 [11] (0:12.61)	0:13.62 [11] (0:13.62)	10.6L	0:39.06	+2
10	13	MOSZUR Vlad Duric	5	60.9 1600m	0:11.82 1600m	0:26.42 [8] (0:12.53)	0:13.89 [9] (0:13.89)	11L	0:39.25	-20

Scratched: Trifling (#2), Red Defcon (#8), Waikato Girl (#6), Lively (#20), Little Jeanie (#15), Callistemon (#16)

[] Ranking at each section and finish
 -:-:- No data available at this section
 NA No data available

SCN Saddle cloth number
 DNF Did not finish
 DNT Did not track



Sunshine Coast QLD Professional
Race 8: CHANNEL 7 GOLD COAST BRACELET - 1800m
 11 May 2024 - 16:56



Track Rating: Heavy 10, Weather: Fine, Rail Position: True

Section				400m	200m			Last 600m		
Field Times				0:24.75 (0:12.19)	0:12.56 (0:12.56)			0:37.74		
Rank	TAB	Horse/Jockey	Barrier	Top Speed [km/h]	Fastest Section	Margin				Distance Travelled [m]
11	21	TRUE FAIRY Noriyuki Masuda	19	60.5 800m	0:12.16 1600m	0:25.86 [14] (0:12.35)	0:13.51 [14] (0:13.51)	11.2L	0:38.49	-5
12	18	FIRESTORM James McDonald	1	63.3 1600m	0:11.69 1600m	0:26.50 [7] (0:12.67)	0:13.83 [10] (0:13.83)	11.4L	0:39.43	-8
13	19	REDBREAST Tim Clark	3	64.8 1600m	0:11.35 1600m	0:26.80 [1] (0:12.73)	0:14.07 [8] (0:14.07)	11.6L	0:39.79	-12
14	7	PIER PRESSURE Andrew Mallyon	20	64.0 1600m	0:11.79 1600m	0:26.74 [2] (0:12.84)	0:13.90 [12] (0:13.90)	12.1L	0:39.64	+0
15	17	RACE ACE Martin Harley	4	61.1 1600m	0:12.10 1600m	0:26.17 [15] (0:12.66)	0:13.51 [15] (0:13.51)	14.4L	0:39.05	-8

Scratched: Trifling (#2), Red Defcon (#8), Waikato Girl (#6), Lively (#20), Little Jeanie (#15), Callistemon (#16)

[] Ranking at each section and finish
 -:-:- No data available at this section
 NA No data available

SCN Saddle cloth number
 DNF Did not finish
 DNT Did not track



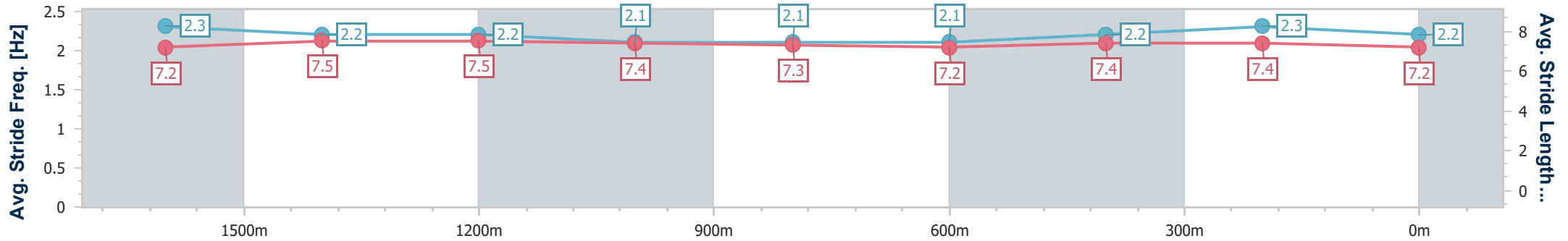
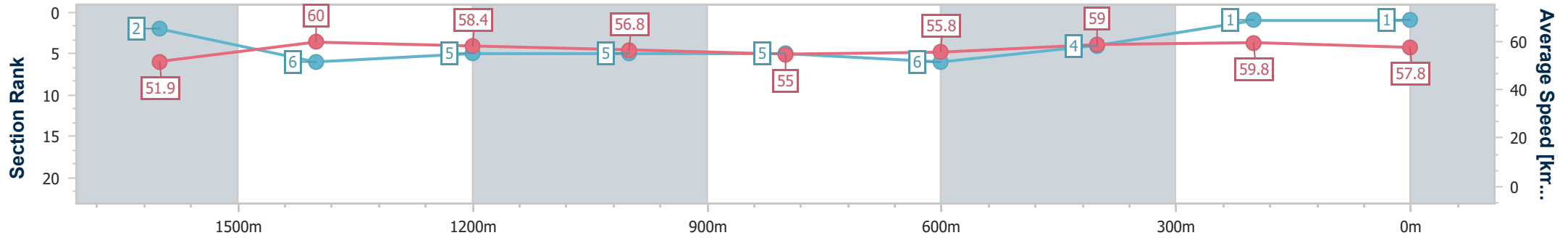
Horse/Jockey Name	Amazonian Lass
Final Rank	1
Fastest Section Time (Section)	0:11.99 (400m)
Top Speed [km/h] (Section)	62.1 (Overall)
Race State	Finished



Sunshine Coast QLD Professional
 Race 8: CHANNEL 7 GOLD COAST BRACELET - 1800m
 11 May 2024 - 16:56
 Track Rating: Heavy 10, Weather: Fine, Rail Position: True



Section	Overall	1600m	1400m	1200m	1000m	800m	600m	400m	200m
Section Times	1:54.86 [1] (0:13.96)	1:40.90 [2] (0:12.05)	1:28.85 [6] (0:12.41)	1:16.44 [5] (0:12.72)	1:03.72 [5] (0:13.20)	0:50.52 [5] (0:13.24)	0:37.28 [6] (0:12.73)	0:24.55 [4] (0:11.99)	0:12.56 [1] (0:12.56)
Average Speed [km/h]	51.9	60.0	58.4	56.8	55.0	55.8	59.0	59.8	57.8
Top Speed [km/h]	62.1	61.2	59.2	57.5	56.7	57.9	61.0	61.2	58.8
Avg. Dist. to Rail [m]	8.3	1.0	1.7	3.6	3.8	4.3	6.9	9.9	7.9
Avg. Stride Freq. [Hz]	2.3	2.2	2.2	2.1	2.1	2.1	2.2	2.3	2.2
Avg. Stride Length [m]	7.2	7.5	7.5	7.4	7.3	7.2	7.4	7.4	7.2



- [] Ranking at each section and finish
- .-.- No data available at this section
- NA No data available



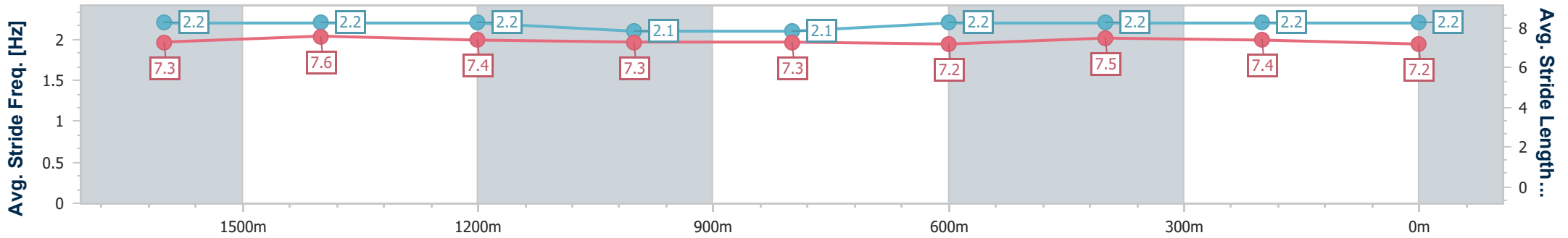
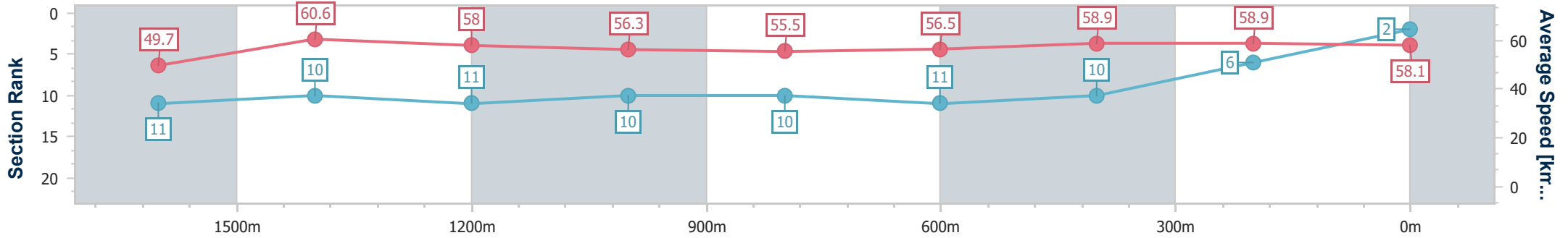
Horse/Jockey Name	Molly Bloom
Final Rank	2
Fastest Section Time (Section)	0:11.98 (1600m)
Top Speed [km/h] (Section)	61.6 (1600m)
Race State	Finished



Sunshine Coast QLD Professional
 Race 8: CHANNEL 7 GOLD COAST BRACELET - 1800m
 11 May 2024 - 16:56
 Track Rating: Heavy 10, Weather: Fine, Rail Position: True



Section	Overall	1600m	1400m	1200m	1000m	800m	600m	400m	200m
Section Times	1:55.16 [2] (0:14.55)	1:40.61 [11] (0:11.98)	1:28.63 [10] (0:12.42)	1:16.21 [11] (0:12.82)	1:03.39 [10] (0:13.03)	0:50.36 [10] (0:13.05)	0:37.31 [11] (0:12.62)	0:24.69 [10] (0:12.24)	0:12.45 [6] (0:12.45)
Average Speed [km/h]	49.7	60.6	58.0	56.3	55.5	56.5	58.9	58.9	58.1
Top Speed [km/h]	59.9	61.6	59.2	57.6	58.1	58.4	60.7	60.7	59.4
Avg. Dist. to Rail [m]	4.1	2.5	1.2	2.9	1.1	4.0	5.7	9.2	9.4
Avg. Stride Freq. [Hz]	2.2	2.2	2.2	2.1	2.1	2.2	2.2	2.2	2.2
Avg. Stride Length [m]	7.3	7.6	7.4	7.3	7.3	7.2	7.5	7.4	7.2



- [] Ranking at each section and finish
- .-.- No data available at this section
- NA No data available



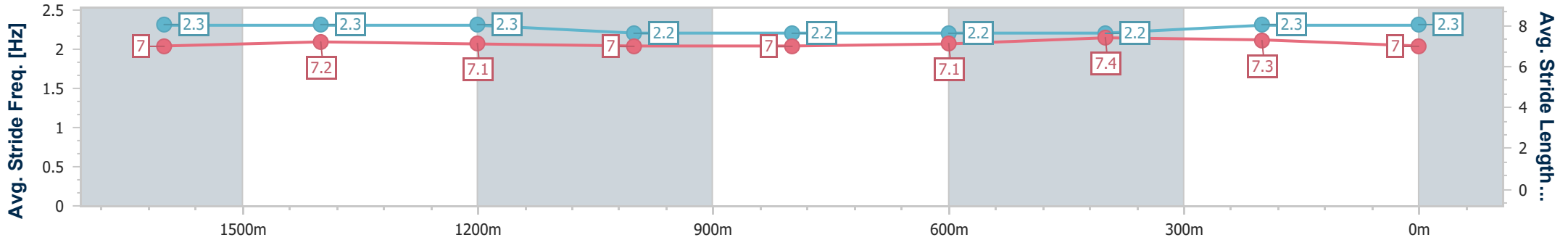
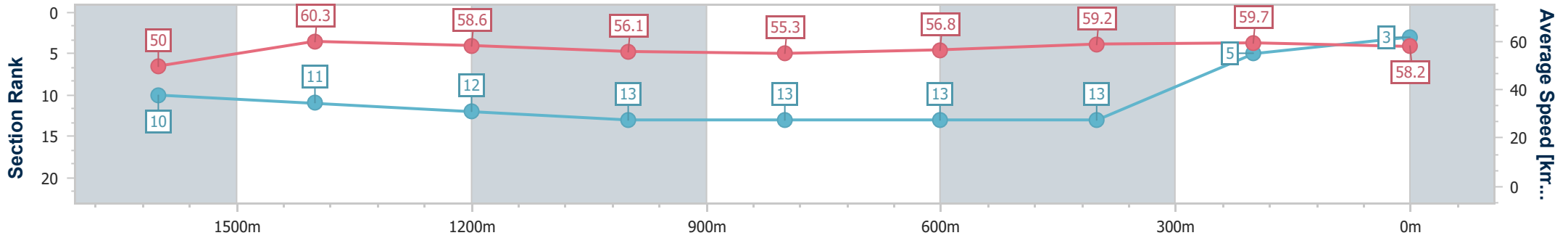
Horse/Jockey Name	Mare Of Mt Buller
Final Rank	3
Fastest Section Time (Section)	0:12.04 (400m)
Top Speed [km/h] (Section)	62.4 (1600m)
Race State	Finished



Sunshine Coast QLD Professional
 Race 8: CHANNEL 7 GOLD COAST BRACELET - 1800m
 11 May 2024 - 16:56
 Track Rating: Heavy 10, Weather: Fine, Rail Position: True



Section	Overall	1600m	1400m	1200m	1000m	800m	600m	400m	200m
Section Times	1:55.19 [3] (0:14.51)	1:40.68 [10] (0:12.10)	1:28.58 [11] (0:12.40)	1:16.18 [12] (0:12.91)	1:03.27 [13] (0:13.13)	0:50.14 [13] (0:13.02)	0:37.12 [13] (0:12.59)	0:24.53 [13] (0:12.04)	0:12.49 [5] (0:12.49)
Average Speed [km/h]	50.0	60.3	58.6	56.1	55.3	56.8	59.2	59.7	58.2
Top Speed [km/h]	59.0	62.4	59.4	58.6	56.8	58.4	59.8	61.8	60.2
Avg. Dist. to Rail [m]	10.2	3.3	4.1	5.1	5.0	4.4	5.7	10.6	11.1
Avg. Stride Freq. [Hz]	2.3	2.3	2.3	2.2	2.2	2.2	2.2	2.3	2.3
Avg. Stride Length [m]	7.0	7.2	7.1	7.0	7.0	7.1	7.4	7.3	7.0



- [] Ranking at each section and finish
- .-.- No data available at this section
- NA No data available



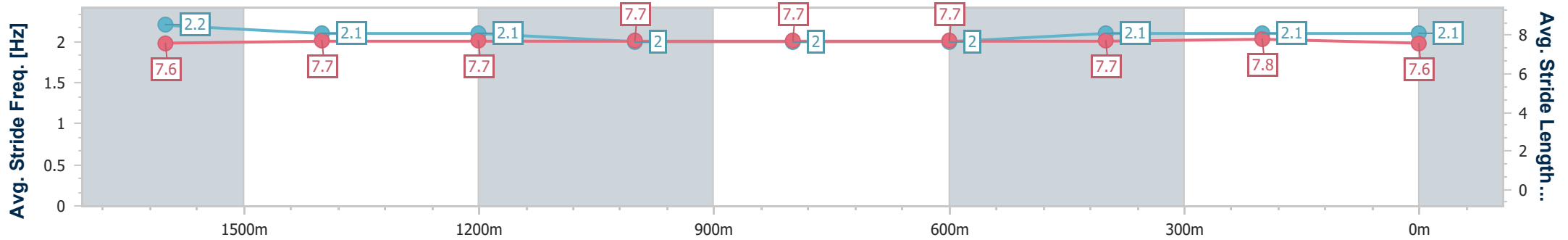
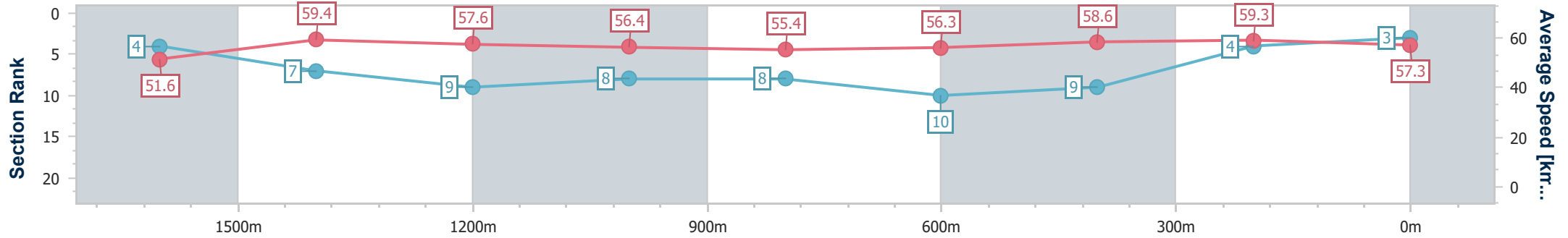
Horse/Jockey Name	Kind Words
Final Rank	3
Fastest Section Time (Section)	0:12.09 (400m)
Top Speed [km/h] (Section)	60.3 (1600m)
Race State	Finished



Sunshine Coast QLD Professional
 Race 8: CHANNEL 7 GOLD COAST BRACELET - 1800m
 11 May 2024 - 16:56
 Track Rating: Heavy 10, Weather: Fine, Rail Position: True



Section	Overall	1600m	1400m	1200m	1000m	800m	600m	400m	200m
Section Times	1:55.19 [3] (0:14.02)	1:41.17 [4] (0:12.21)	1:28.96 [7] (0:12.55)	1:16.41 [9] (0:12.80)	1:03.61 [8] (0:13.10)	0:50.51 [8] (0:13.05)	0:37.46 [10] (0:12.73)	0:24.73 [9] (0:12.09)	0:12.64 [4] (0:12.64)
Average Speed [km/h]	51.6	59.4	57.6	56.4	55.4	56.3	58.6	59.3	57.3
Top Speed [km/h]	59.5	60.3	58.5	57.4	56.9	58.9	59.3	60.1	58.7
Avg. Dist. to Rail [m]	6.5	2.0	2.1	2.9	2.4	3.7	5.6	8.7	7.6
Avg. Stride Freq. [Hz]	2.2	2.1	2.1	2.0	2.0	2.0	2.1	2.1	2.1
Avg. Stride Length [m]	7.6	7.7	7.7	7.7	7.7	7.7	7.7	7.8	7.6



- [] Ranking at each section and finish
- .-.- No data available at this section
- NA No data available



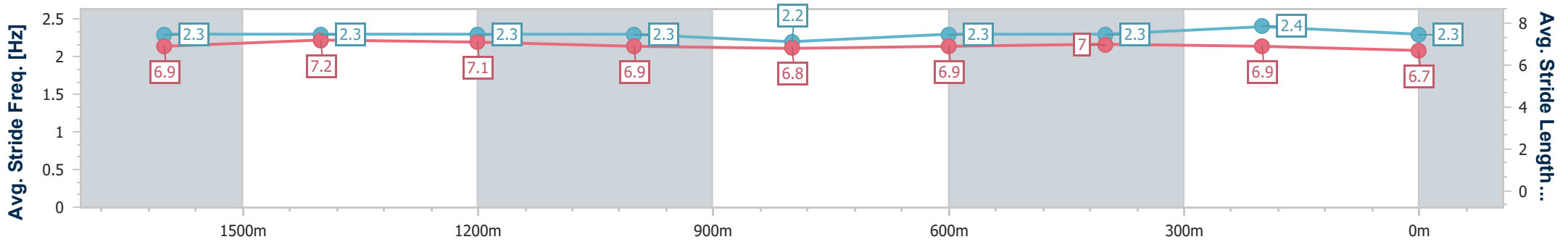
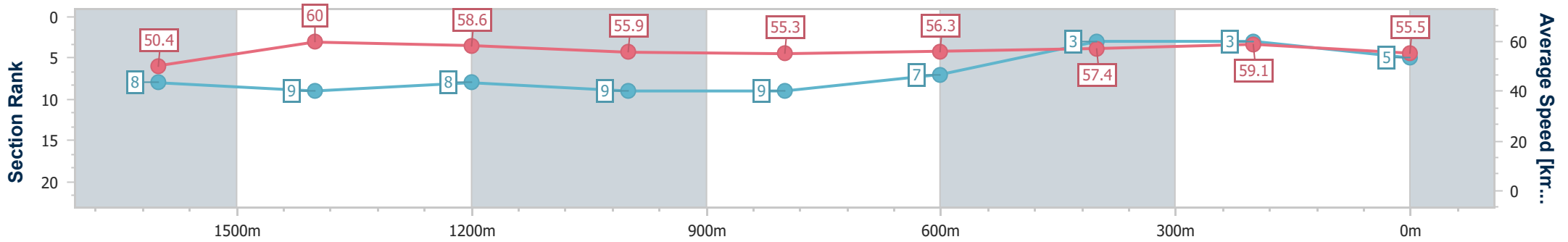
Horse/Jockey Name	Oceans Of Energy
Final Rank	5
Fastest Section Time (Section)	0:12.07 (1600m)
Top Speed [km/h] (Section)	60.8 (1600m)
Race State	Finished



Sunshine Coast QLD Professional
 Race 8: CHANNEL 7 GOLD COAST BRACELET - 1800m
 11 May 2024 - 16:56
 Track Rating: Heavy 10, Weather: Fine, Rail Position: True



Section	Overall	1600m	1400m	1200m	1000m	800m	600m	400m	200m
Section Times	1:55.56 [5] (0:14.33)	1:41.23 [8] (0:12.07)	1:29.16 [9] (0:12.33)	1:16.83 [8] (0:12.89)	1:03.94 [9] (0:13.06)	0:50.88 [9] (0:12.91)	0:37.97 [7] (0:12.71)	0:25.26 [3] (0:12.20)	0:13.06 [3] (0:13.06)
Average Speed [km/h]	50.4	60.0	58.6	55.9	55.3	56.3	57.4	59.1	55.5
Top Speed [km/h]	59.8	60.8	60.4	56.8	57.0	58.0	58.8	60.6	57.7
Avg. Dist. to Rail [m]	5.6	1.5	0.9	2.0	1.1	1.7	2.3	4.4	4.5
Avg. Stride Freq. [Hz]	2.3	2.3	2.3	2.3	2.2	2.3	2.3	2.4	2.3
Avg. Stride Length [m]	6.9	7.2	7.1	6.9	6.8	6.9	7.0	6.9	6.7



- [] Ranking at each section and finish
- .-.- No data available at this section
- NA No data available



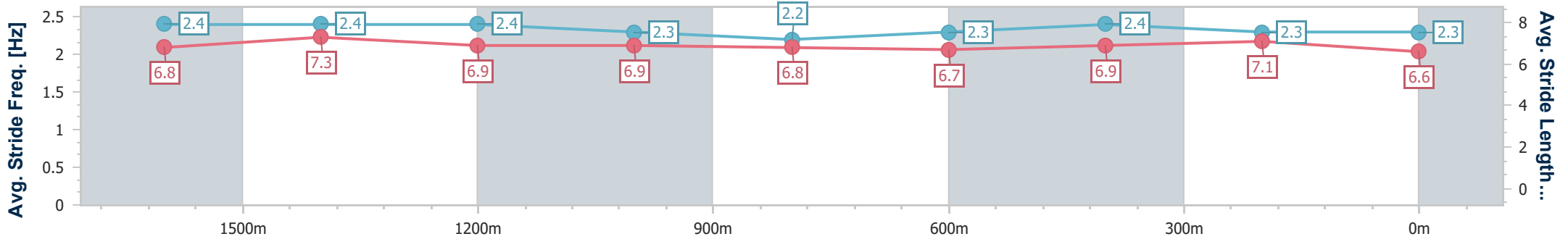
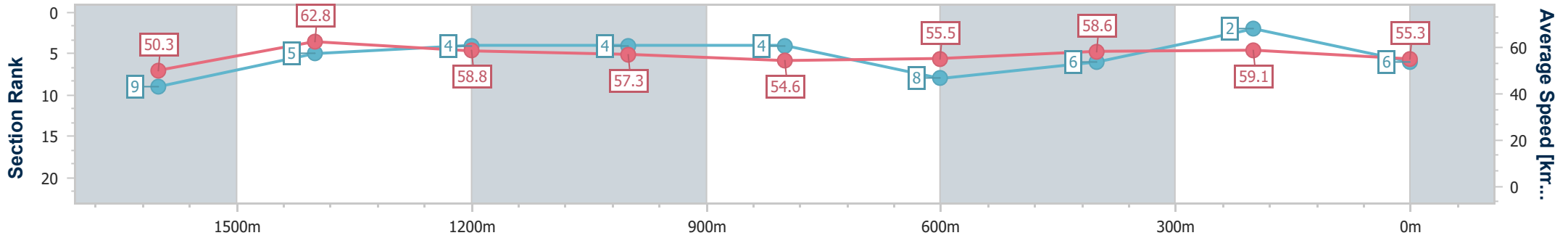
Horse/Jockey Name	Miss Joelene
Final Rank	6
Fastest Section Time (Section)	0:11.62 (1600m)
Top Speed [km/h] (Section)	65.4 (1600m)
Race State	Finished



Sunshine Coast QLD Professional
 Race 8: CHANNEL 7 GOLD COAST BRACELET - 1800m
 11 May 2024 - 16:56
 Track Rating: Heavy 10, Weather: Fine, Rail Position: True



Section	Overall	1600m	1400m	1200m	1000m	800m	600m	400m	200m
Section Times	1:55.60 [6] (0:14.38)	1:41.22 [9] (0:11.62)	1:29.60 [5] (0:12.30)	1:17.30 [4] (0:12.61)	1:04.69 [4] (0:13.31)	0:51.38 [4] (0:13.41)	0:37.97 [8] (0:12.73)	0:25.24 [6] (0:12.14)	0:13.10 [2] (0:13.10)
Average Speed [km/h]	50.3	62.8	58.8	57.3	54.6	55.5	58.6	59.1	55.3
Top Speed [km/h]	63.0	65.4	60.6	58.8	55.8	57.2	59.9	61.1	58.8
Avg. Dist. to Rail [m]	8.1	2.8	3.2	3.7	4.5	5.4	5.5	7.7	6.5
Avg. Stride Freq. [Hz]	2.4	2.4	2.4	2.3	2.2	2.3	2.4	2.3	2.3
Avg. Stride Length [m]	6.8	7.3	6.9	6.9	6.8	6.7	6.9	7.1	6.6



- [] Ranking at each section and finish
- .-.- No data available at this section
- NA No data available



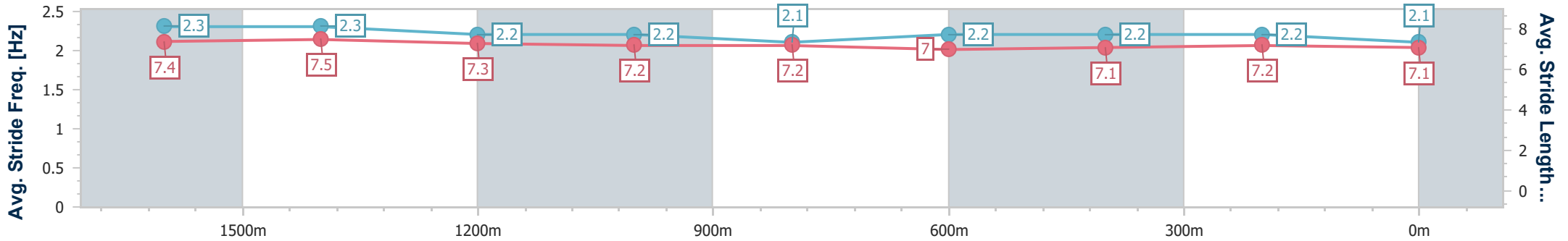
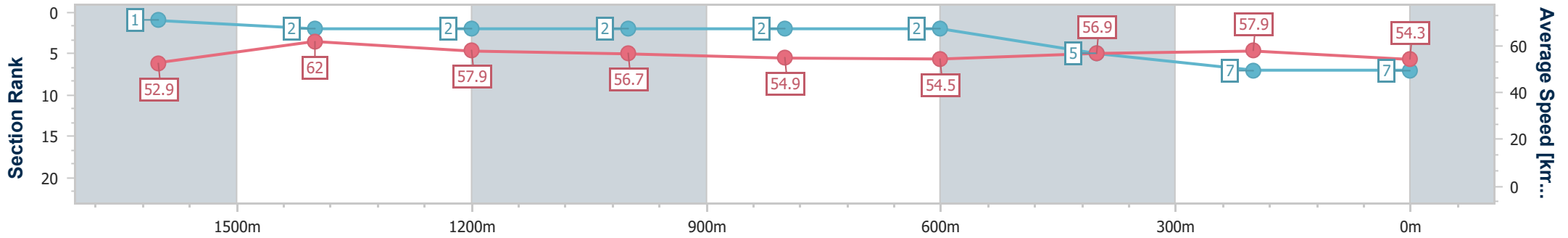
Horse/Jockey Name	Exotique Miss
Final Rank	7
Fastest Section Time (Section)	0:11.77 (1600m)
Top Speed [km/h] (Section)	63.8 (1600m)
Race State	Finished



Sunshine Coast QLD Professional
 Race 8: CHANNEL 7 GOLD COAST BRACELET - 1800m
 11 May 2024 - 16:56
 Track Rating: Heavy 10, Weather: Fine, Rail Position: True



Section	Overall	1600m	1400m	1200m	1000m	800m	600m	400m	200m
Section Times	1:56.17 [7] (0:13.76)	1:42.41 [1] (0:11.77)	1:30.64 [2] (0:12.50)	1:18.14 [2] (0:12.71)	1:05.43 [2] (0:13.17)	0:52.26 [2] (0:13.40)	0:38.86 [2] (0:13.02)	0:25.84 [5] (0:12.48)	0:13.36 [7] (0:13.36)
Average Speed [km/h]	52.9	62.0	57.9	56.7	54.9	54.5	56.9	57.9	54.3
Top Speed [km/h]	63.7	63.8	58.8	58.4	55.9	56.2	58.4	59.4	55.8
Avg. Dist. to Rail [m]	10.8	2.5	1.7	2.0	2.0	2.9	5.0	6.7	5.4
Avg. Stride Freq. [Hz]	2.3	2.3	2.2	2.2	2.1	2.2	2.2	2.2	2.1
Avg. Stride Length [m]	7.4	7.5	7.3	7.2	7.2	7.0	7.1	7.2	7.1



- [] Ranking at each section and finish
- .-.- No data available at this section
- NA No data available



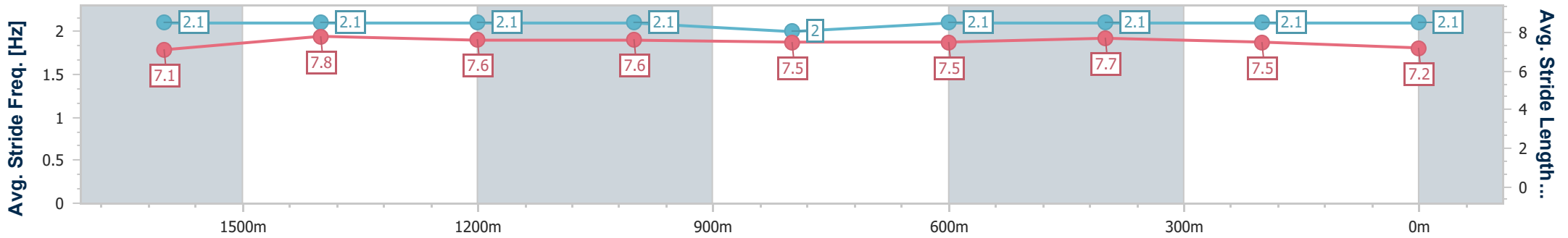
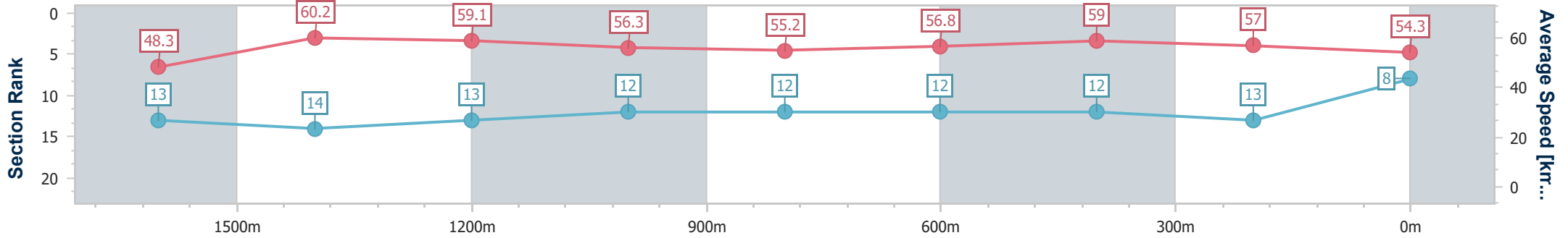
Horse/Jockey Name	Bright Red
Final Rank	8
Fastest Section Time (Section)	0:11.91 (1600m)
Top Speed [km/h] (Section)	60.8 (1600m)
Race State	Finished



Sunshine Coast QLD Professional
 Race 8: CHANNEL 7 GOLD COAST BRACELET - 1800m
 11 May 2024 - 16:56
 Track Rating: Heavy 10, Weather: Fine, Rail Position: True



Section	Overall	1600m	1400m	1200m	1000m	800m	600m	400m	200m			
Section Times	1:56.49 [8] (0:14.91)	1:41.58 [13] (0:11.91)	1:29.67 [14] (0:12.25)	1:17.42 [13] (0:12.82)	1:04.60 [12] (0:13.15)	0:51.45 [12] (0:13.02)	0:38.43 [12] (0:12.52)	0:25.91 [12] (0:12.61)	0:13.30 [13] (0:13.30)			
Average Speed [km/h]	48.3	60.2	59.1	56.3	55.2	56.8	59.0	57.0	54.3			
Top Speed [km/h]	60.4	60.8	60.1	59.4	56.2	58.8	59.5	57.7	56.6			
Avg. Dist. to Rail [m]	4.5	1.3	1.7	4.4	3.3	4.8	3.9	5.9	6.7			
Avg. Stride Freq. [Hz]	2.1	2.1	2.1	2.1	2.0	2.1	2.1	2.1	2.1			
Avg. Stride Length [m]	7.1	7.8	7.6	7.6	7.5	7.5	7.7	7.5	7.2			



- [] Ranking at each section and finish
- .-.- No data available at this section
- NA No data available



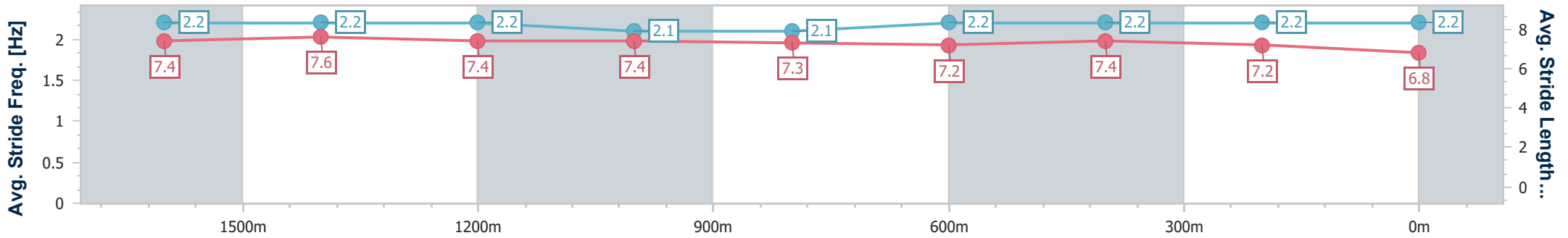
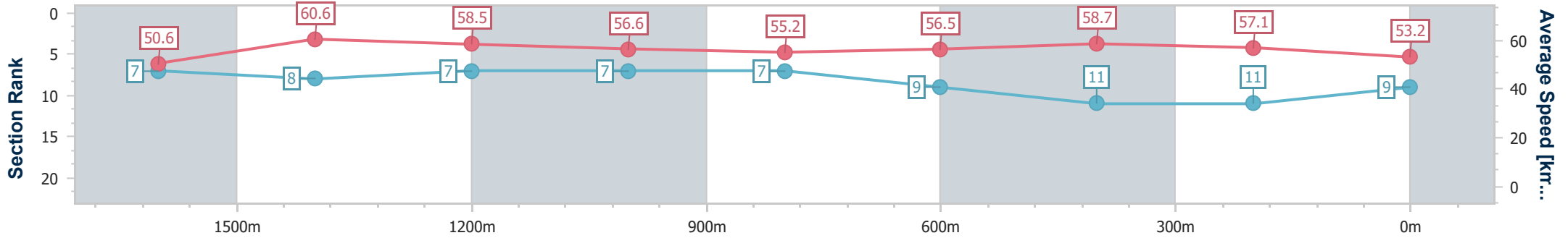
Horse/Jockey Name	Showdra
Final Rank	9
Fastest Section Time (Section)	0:11.99 (1600m)
Top Speed [km/h] (Section)	61.8 (1600m)
Race State	Finished



Sunshine Coast QLD Professional
 Race 8: CHANNEL 7 GOLD COAST BRACELET - 1800m
 11 May 2024 - 16:56
 Track Rating: Heavy 10, Weather: Fine, Rail Position: True



Section	Overall	1600m	1400m	1200m	1000m	800m	600m	400m	200m
Section Times	1:56.74 [9] (0:14.30)	1:42.44 [7] (0:11.99)	1:30.45 [8] (0:12.34)	1:18.11 [7] (0:12.79)	1:05.32 [7] (0:13.14)	0:52.18 [7] (0:13.12)	0:39.06 [9] (0:12.83)	0:26.23 [11] (0:12.61)	0:13.62 [11] (0:13.62)
Average Speed [km/h]	50.6	60.6	58.5	56.6	55.2	56.5	58.7	57.1	53.2
Top Speed [km/h]	60.1	61.8	59.9	57.3	57.3	58.3	59.7	59.0	55.3
Avg. Dist. to Rail [m]	5.2	2.1	2.2	2.8	2.5	5.2	7.9	12.6	12.0
Avg. Stride Freq. [Hz]	2.2	2.2	2.2	2.1	2.1	2.2	2.2	2.2	2.2
Avg. Stride Length [m]	7.4	7.6	7.4	7.4	7.3	7.2	7.4	7.2	6.8



- [] Ranking at each section and finish
- .-.- No data available at this section
- NA No data available



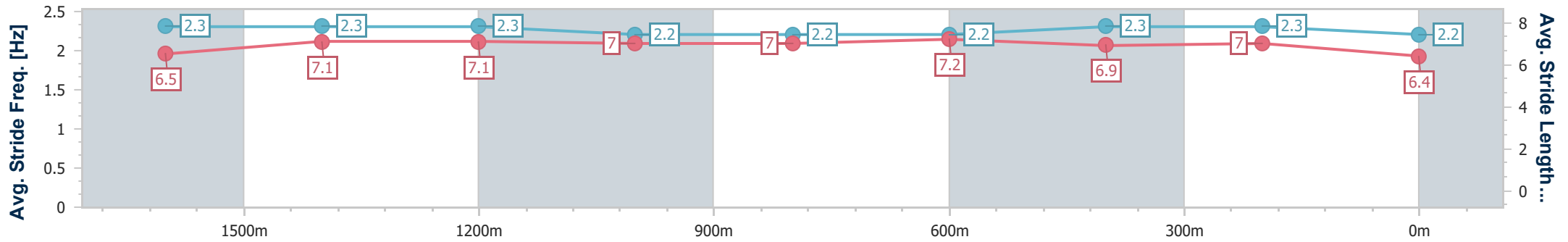
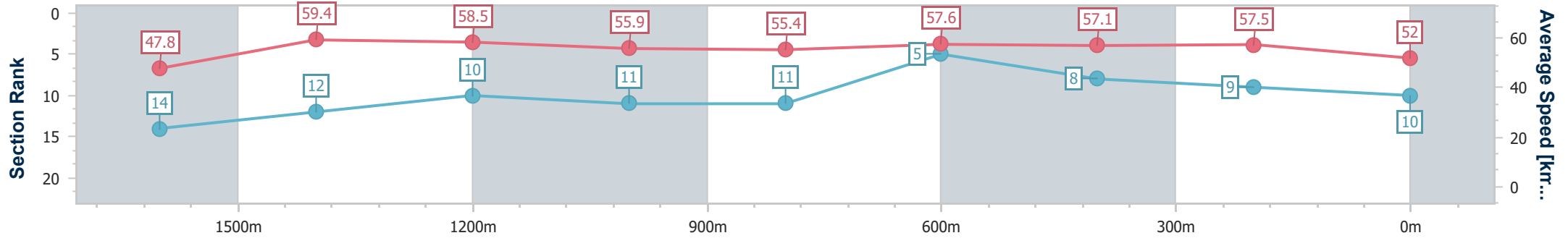
Horse/Jockey Name	Mozsur
Final Rank	10
Fastest Section Time (Section)	0:11.82 (1600m)
Top Speed [km/h] (Section)	60.9 (1600m)
Race State	Finished



Sunshine Coast QLD Professional
 Race 8: CHANNEL 7 GOLD COAST BRACELET - 1800m
 11 May 2024 - 16:56
 Track Rating: Heavy 10, Weather: Fine, Rail Position: True



Section	Overall	1600m	1400m	1200m	1000m	800m	600m	400m	200m
Section Times	1:56.82 [10] (0:14.96)	1:41.86 [14] (0:11.82)	1:30.04 [12] (0:12.17)	1:17.87 [10] (0:12.88)	1:04.99 [11] (0:12.99)	0:52.00 [11] (0:12.75)	0:39.25 [5] (0:12.83)	0:26.42 [8] (0:12.53)	0:13.89 [9] (0:13.89)
Average Speed [km/h]	47.8	59.4	58.5	55.9	55.4	57.6	57.1	57.5	52.0
Top Speed [km/h]	60.8	60.9	59.9	58.2	56.7	60.3	60.4	58.9	55.6
Avg. Dist. to Rail [m]	3.2	7.0	4.7	1.0	1.3	2.7	3.3	4.1	0.6
Avg. Stride Freq. [Hz]	2.3	2.3	2.3	2.2	2.2	2.2	2.3	2.3	2.2
Avg. Stride Length [m]	6.5	7.1	7.1	7.0	7.0	7.2	6.9	7.0	6.4



- [] Ranking at each section and finish
- .-.- No data available at this section
- NA No data available



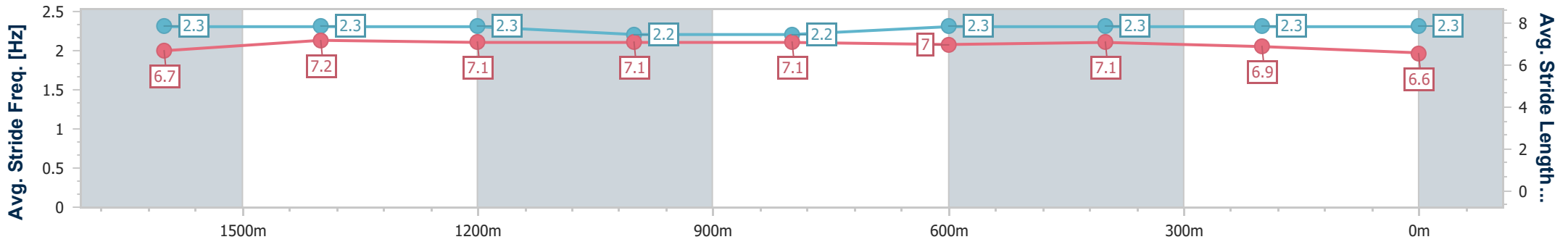
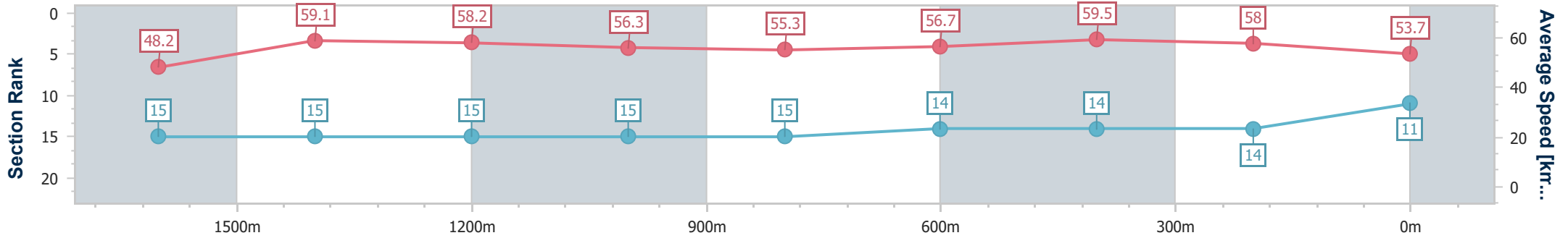
Horse/Jockey Name	True Fairy
Final Rank	11
Fastest Section Time (Section)	0:12.16 (1600m)
Top Speed [km/h] (Section)	60.5 (800m)
Race State	Finished



Sunshine Coast QLD Professional
 Race 8: CHANNEL 7 GOLD COAST BRACELET - 1800m
 11 May 2024 - 16:56
 Track Rating: Heavy 10, Weather: Fine, Rail Position: True



Section	Overall	1600m	1400m	1200m	1000m	800m	600m	400m	200m
Section Times	1:56.84 [11] (0:15.08)	1:41.76 [15] (0:12.16)	1:29.60 [15] (0:12.32)	1:17.28 [15] (0:12.80)	1:04.48 [15] (0:13.04)	0:51.44 [15] (0:12.95)	0:38.49 [14] (0:12.63)	0:25.86 [14] (0:12.35)	0:13.51 [14] (0:13.51)
Average Speed [km/h]	48.2	59.1	58.2	56.3	55.3	56.7	59.5	58.0	53.7
Top Speed [km/h]	58.9	60.2	59.7	58.2	56.2	60.5	60.3	59.5	56.6
Avg. Dist. to Rail [m]	9.8	0.9	0.8	1.2	1.6	3.4	6.5	12.5	12.9
Avg. Stride Freq. [Hz]	2.3	2.3	2.3	2.2	2.2	2.3	2.3	2.3	2.3
Avg. Stride Length [m]	6.7	7.2	7.1	7.1	7.1	7.0	7.1	6.9	6.6



- [] Ranking at each section and finish
- .-.- No data available at this section
- NA No data available



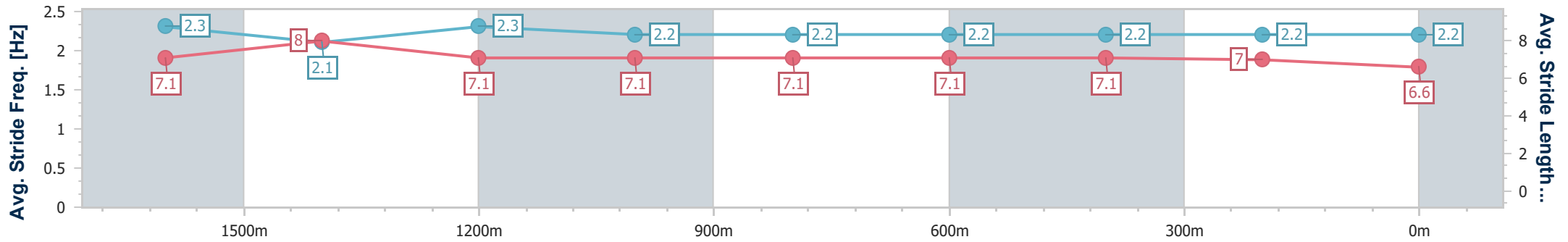
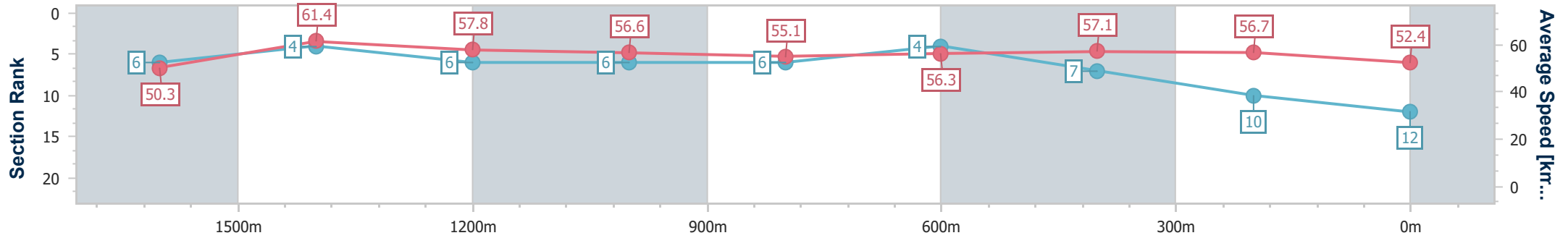
Horse/Jockey Name	Firestorm
Final Rank	12
Fastest Section Time (Section)	0:11.69 (1600m)
Top Speed [km/h] (Section)	63.3 (1600m)
Race State	Finished



Sunshine Coast QLD Professional
 Race 8: CHANNEL 7 GOLD COAST BRACELET - 1800m
 11 May 2024 - 16:56
 Track Rating: Heavy 10, Weather: Fine, Rail Position: True



Section	Overall	1600m	1400m	1200m	1000m	800m	600m	400m	200m
Section Times	1:56.88 [12] (0:14.27)	1:42.61 [6] (0:11.69)	1:30.92 [4] (0:12.48)	1:18.44 [6] (0:12.81)	1:05.63 [6] (0:13.11)	0:52.52 [6] (0:13.09)	0:39.43 [4] (0:12.93)	0:26.50 [7] (0:12.67)	0:13.83 [10] (0:13.83)
Average Speed [km/h]	50.3	61.4	57.8	56.6	55.1	56.3	57.1	56.7	52.4
Top Speed [km/h]	59.7	63.3	59.7	57.3	57.4	58.2	58.6	58.5	55.6
Avg. Dist. to Rail [m]	2.5	1.7	2.5	3.6	2.2	3.9	4.3	6.3	6.1
Avg. Stride Freq. [Hz]	2.3	2.1	2.3	2.2	2.2	2.2	2.2	2.2	2.2
Avg. Stride Length [m]	7.1	8.0	7.1	7.1	7.1	7.1	7.1	7.0	6.6



- [] Ranking at each section and finish
- .-.- No data available at this section
- NA No data available



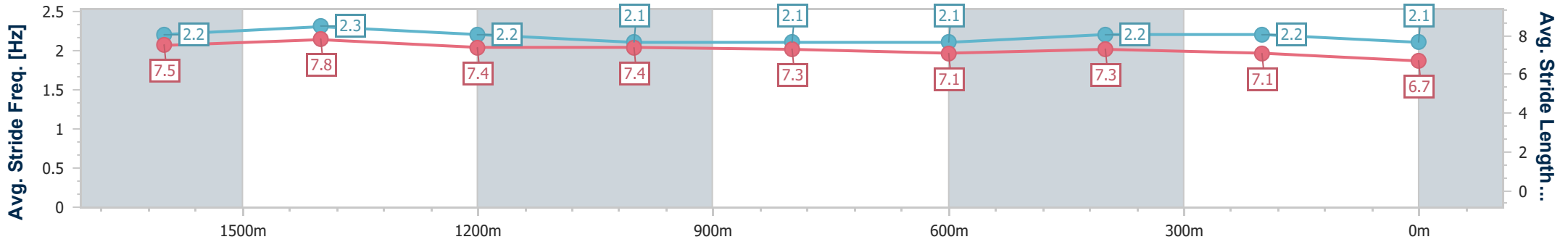
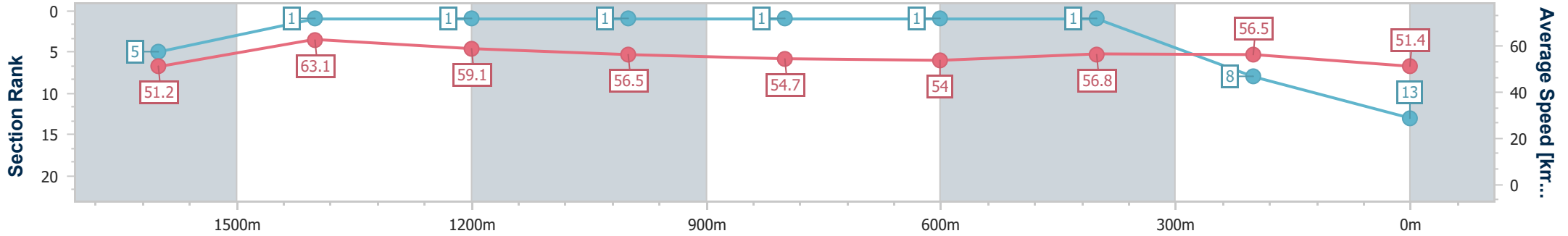
Horse/Jockey Name	Redbreast
Final Rank	13
Fastest Section Time (Section)	0:11.35 (1600m)
Top Speed [km/h] (Section)	64.8 (1600m)
Race State	Finished



Sunshine Coast QLD Professional
 Race 8: CHANNEL 7 GOLD COAST BRACELET - 1800m
 11 May 2024 - 16:56
 Track Rating: Heavy 10, Weather: Fine, Rail Position: True



Section	Overall	1600m	1400m	1200m	1000m	800m	600m	400m	200m
Section Times	1:56.91 [13] (0:14.02)	1:42.89 [5] (0:11.35)	1:31.54 [1] (0:12.20)	1:19.34 [1] (0:12.75)	1:06.59 [1] (0:13.18)	0:53.41 [1] (0:13.62)	0:39.79 [1] (0:12.99)	0:26.80 [1] (0:12.73)	0:14.07 [8]
Average Speed [km/h]	51.2	63.1	59.1	56.5	54.7	54.0	56.8	56.5	51.4
Top Speed [km/h]	62.2	64.8	61.7	58.0	55.7	55.3	57.6	58.3	54.5
Avg. Dist. to Rail [m]	3.8	1.3	0.3	1.6	1.1	3.6	3.8	5.3	4.7
Avg. Stride Freq. [Hz]	2.2	2.3	2.2	2.1	2.1	2.1	2.2	2.2	2.1
Avg. Stride Length [m]	7.5	7.8	7.4	7.4	7.3	7.1	7.3	7.1	6.7



- [] Ranking at each section and finish
- .-.- No data available at this section
- NA No data available



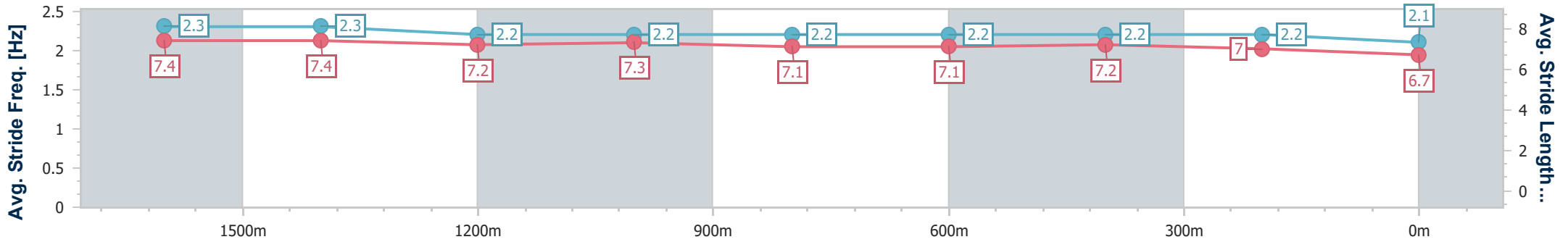
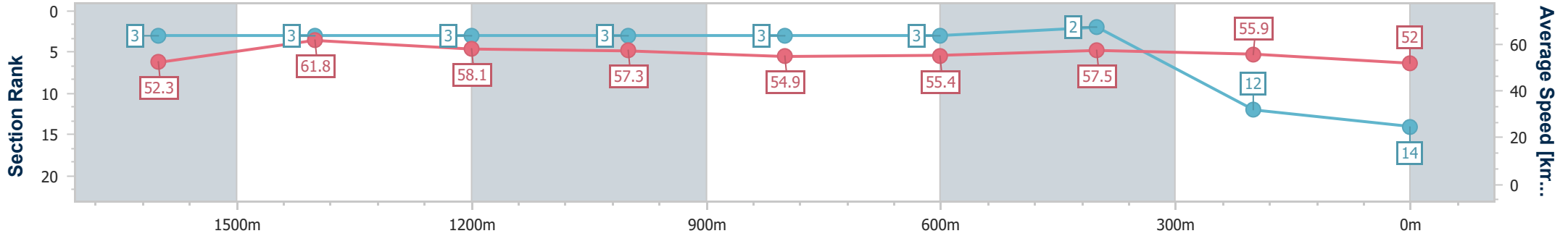
Horse/Jockey Name	Pier Pressure
Final Rank	14
Fastest Section Time (Section)	0:11.79 (1600m)
Top Speed [km/h] (Section)	64.0 (1600m)
Race State	Finished



Sunshine Coast QLD Professional
 Race 8: CHANNEL 7 GOLD COAST BRACELET - 1800m
 11 May 2024 - 16:56
 Track Rating: Heavy 10, Weather: Fine, Rail Position: True



Section	Overall	1600m	1400m	1200m	1000m	800m	600m	400m	200m
Section Times	1:57.02 [14] (0:13.98)	1:43.04 [3] (0:11.79)	1:31.25 [3] (0:12.45)	1:18.80 [3] (0:12.64)	1:06.16 [3] (0:13.17)	0:52.99 [3] (0:13.35)	0:39.64 [3] (0:12.90)	0:26.74 [2] (0:12.84)	0:13.90 [12] (0:13.90)
Average Speed [km/h]	52.3	61.8	58.1	57.3	54.9	55.4	57.5	55.9	52.0
Top Speed [km/h]	63.2	64.0	58.7	57.9	56.4	56.7	58.5	58.1	54.2
Avg. Dist. to Rail [m]	12.7	3.1	2.0	2.2	2.1	4.5	5.2	7.8	8.9
Avg. Stride Freq. [Hz]	2.3	2.3	2.2	2.2	2.2	2.2	2.2	2.2	2.1
Avg. Stride Length [m]	7.4	7.4	7.2	7.3	7.1	7.1	7.2	7.0	6.7



- [] Ranking at each section and finish
- .-.- No data available at this section
- NA No data available



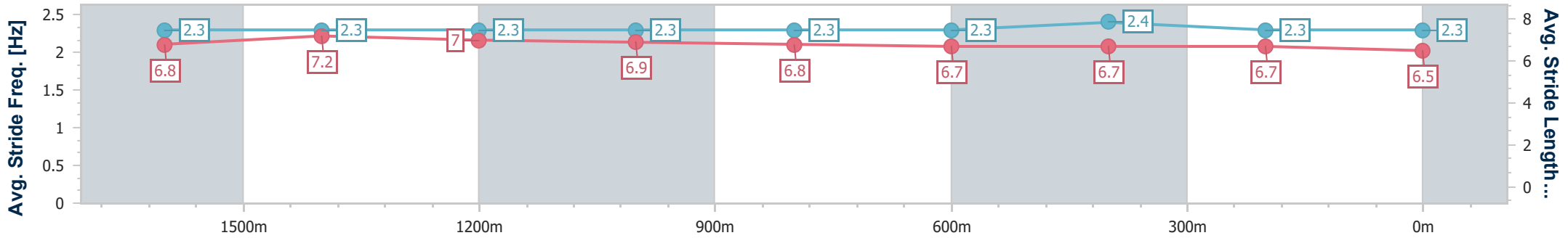
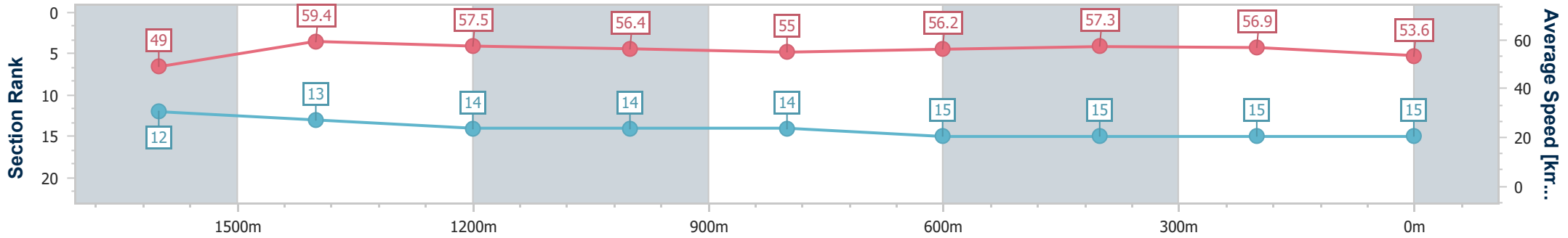
Horse/Jockey Name	Race Ace
Final Rank	15
Fastest Section Time (Section)	0:12.10 (1600m)
Top Speed [km/h] (Section)	61.1 (1600m)
Race State	Finished



Sunshine Coast QLD Professional
 Race 8: CHANNEL 7 GOLD COAST BRACELET - 1800m
 11 May 2024 - 16:56
 Track Rating: Heavy 10, Weather: Fine, Rail Position: True



Section	Overall	1600m	1400m	1200m	1000m	800m	600m	400m	200m
Section Times	1:57.41 [15] (0:14.70)	1:42.71 [12] (0:12.10)	1:30.61 [13] (0:12.52)	1:18.09 [14] (0:12.84)	1:05.25 [14] (0:13.16)	0:52.09 [14] (0:13.04)	0:39.05 [15] (0:12.88)	0:26.17 [15] (0:12.66)	0:13.51 [15] (0:13.51)
Average Speed [km/h]	49.0	59.4	57.5	56.4	55.0	56.2	57.3	56.9	53.6
Top Speed [km/h]	59.5	61.1	58.5	58.3	56.2	58.3	58.0	58.2	55.5
Avg. Dist. to Rail [m]	4.4	0.5	0.4	2.4	2.9	3.2	3.7	7.0	7.7
Avg. Stride Freq. [Hz]	2.3	2.3	2.3	2.3	2.3	2.3	2.4	2.3	2.3
Avg. Stride Length [m]	6.8	7.2	7.0	6.9	6.8	6.7	6.7	6.7	6.5



- [] Ranking at each section and finish
- .-.- No data available at this section
- NA No data available