



Toowoomba QLD Professional

Race 4: LIVING TURF BENCHMARK 60 Handicap - 1625m

11 May 2024 - 18:50



Track Rating: Soft 6, Weather: Showers, Rail Position: +4m Entire

Section		Overall	1400m	1200m	1000m	800m	600m	400m	Last 600m				
Field Times		1:41.30 (0:14.11)	1:27.19 (0:09.68)	1:17.51 (0:10.31)	1:07.20 (0:10.96)	0:56.24 (0:11.29)	0:44.95 (0:12.03)	0:32.92 (0:16.62)	0:44.95				
Rank	TAB Horse/Jockey	Barrier	Top Speed [km/h]	Fastest Section									Distance Travelled [m]
1	3 SOCK'EMSID Anthony Allen	2	69.1 1400m	0:10.88 1400m	1:41.30 [1] (0:15.40)	1:25.90 [3] (0:10.88)	1:15.02 [2] (0:11.62)	1:03.40 [2] (0:12.32)	0:51.08 [2] (0:12.48)	0:38.60 [2] (0:12.73)	0:25.87 [2] (0:12.92)	0:38.60	
2	7 POWER PACK Alisha Donald	4	68.8 1400m	0:10.88 1400m	1:41.35 [2] (0:15.96)	1:25.39 [7] (0:10.88)	1:14.51 [5] (0:11.61)	1:02.90 [5] (0:12.26)	0:50.64 [5] (0:12.46)	0:38.18 [5] (0:12.76)	0:25.42 [6] (0:12.54)	0:38.18	-4
3	1 OVERSEAS Luke Tarrant	1	69.8 Overall	0:11.20 1400m	1:41.65 [3] (0:15.31)	1:26.34 [2] (0:11.20)	1:15.14 [3] (0:11.51)	1:03.63 [3] (0:12.28)	0:51.35 [3] (0:12.41)	0:38.94 [3] (0:12.76)	0:26.18 [3] (0:12.92)	0:38.94	+6
4	9 ZOU ZOUAMORE Montanna Savva	10	69.9 1400m	0:10.68 1400m	1:41.67 [4] (0:16.64)	1:25.03 [9] (0:10.68)	1:14.35 [8] (0:11.67)	1:02.68 [9] (0:12.09)	0:50.59 [8] (0:12.23)	0:38.36 [7] (0:12.34)	0:26.02 [4] (0:12.79)	0:38.36	-7
5	8 JUBILANT Les Tilley	13	69.7 Overall	0:11.30 1400m	1:42.13 [5] (0:15.74)	1:26.39 [5] (0:11.30)	1:15.09 [7] (0:11.69)	1:03.40 [7] (0:12.17)	0:51.23 [6] (0:12.39)	0:38.84 [6] (0:12.76)	0:26.08 [7] (0:12.79)	0:38.84	+6
6	5 GOOD VINTAGE Emily Lang	6	68.0 Overall	0:11.13 1400m	1:42.30 [6] (0:15.56)	1:26.74 [4] (0:11.13)	1:15.61 [4] (0:11.66)	1:03.95 [4] (0:12.19)	0:51.76 [4] (0:12.48)	0:39.28 [4] (0:12.74)	0:26.54 [5] (0:13.05)	0:39.28	+6
7	6 JAC THE GREAT Dan McGillivray	5	68.5 Overall	0:11.16 1400m	1:43.80 [7] (0:16.16)	1:27.64 [8] (0:11.16)	1:16.48 [9] (0:11.66)	1:04.82 [8] (0:12.26)	0:52.56 [9] (0:12.51)	0:40.05 [9] (0:12.96)	0:27.09 [9] (0:13.07)	0:40.05	+6
8	2 LORD LUKER Girish Goomany	11	68.7 1400m	0:11.17 1400m	1:44.29 [8] (0:15.78)	1:28.51 [6] (0:11.17)	1:17.34 [6] (0:11.78)	1:05.56 [6] (0:12.23)	0:53.33 [7] (0:12.51)	0:40.82 [8] (0:12.95)	0:27.87 [8] (0:13.59)	0:40.82	+3
9	10 DECARBONISE Jai Williams	9	69.9 Overall	0:09.68 1400m	1:46.23 [9] (0:14.11)	1:32.12 [1] (0:09.68)	1:22.44 [1] (0:10.31)	1:12.13 [1] (0:10.96)	1:01.17 [1] (0:11.29)	0:49.88 [1] (0:12.03)	0:37.85 [1] (0:16.62)	0:49.88	+2

Scratched: Clear Blonde (#11), Another Dazzler (#13), Glen Massey (#4), Martinello (#12)



Toowoomba QLD Professional

Race 4: LIVING TURF BENCHMARK 60 Handicap - 1625m

11 May 2024 - 18:50



Track Rating: Soft 6, Weather: Showers, Rail Position: +4m Entire

Section				200m				Last 600m	
Field Times				0:16.30 (0:16.30)				0:44.95	
Rank	TAB	Horse/Jockey	Barrier	Top Speed [km/h]	Fastest Section	Margin			Distance Travelled [m]
1	3	SOCK'EMSID Anthony Allen	2	69.1 1400m	0:10.88 1400m	0:12.95 [2] (0:12.95)	1:41.30		0:38.60
2	7	POWER PACK Alisha Donald	4	68.8 1400m	0:10.88 1400m	0:12.88 [5] (0:12.88)	0.2L		0:38.18 -4
3	1	OVERSEAS Luke Tarrant	1	69.8 Overall	0:11.20 1400m	0:13.26 [3] (0:13.26)	2L		0:38.94 +6
4	9	ZOU ZOUAMORE Montanna Savva	10	69.9 1400m	0:10.68 1400m	0:13.23 [4] (0:13.23)	2.1L		0:38.36 -7
5	8	JUBILANT Les Tilley	13	69.7 Overall	0:11.30 1400m	0:13.29 [7] (0:13.29)	4.6L		0:38.84 +6
6	5	GOOD VINTAGE Emily Lang	6	68.0 Overall	0:11.13 1400m	0:13.49 [6] (0:13.49)	5.4L		0:39.28 +6
7	6	JAC THE GREAT Dan McGillivray	5	68.5 Overall	0:11.16 1400m	0:14.02 [8] (0:14.02)	14.2L		0:40.05 +6
8	2	LORD LUKER Girish Goomany	11	68.7 1400m	0:11.17 1400m	0:14.28 [9] (0:14.28)	17L		0:40.82 +3
9	10	DECARBONISE Jai Williams	9	69.9 Overall	0:09.68 1400m	0:21.23 [1] (0:21.23)	28.3L		0:49.88 +2

Scratched: Clear Blonde (#11), Another Dazzler (#13), Glen Massey (#4), Martinello (#12)



Horse/Jockey Name	Sock'emsid
Final Rank	1
Fastest Section Time (Section)	0:10.88 (1400m)
Top Speed [km/h] (Section)	69.1 (1400m)
Race State	Finished



Toowoomba QLD Professional

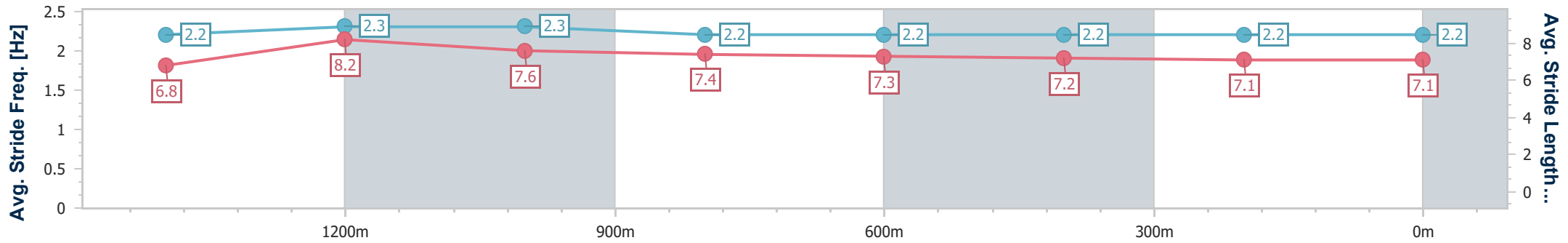
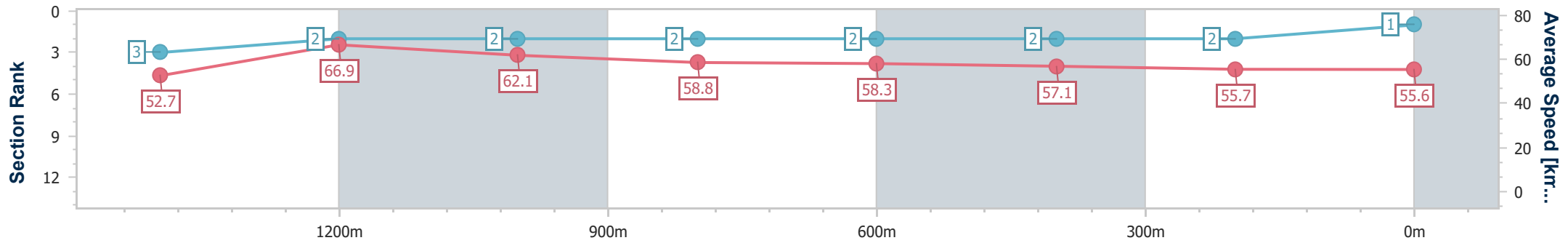
Race 4: LIVING TURF BENCHMARK 60 Handicap - 1625m



11 May 2024 - 18:50

Track Rating: Soft 6, Weather: Showers, Rail Position: +4m Entire

Section	Overall	1400m	1200m	1000m	800m	600m	400m	200m
Section Times	1:41.30 [1] (0:15.40)	1:25.90 [3] (0:10.88)	1:15.02 [2] (0:11.62)	1:03.40 [2] (0:12.32)	0:51.08 [2] (0:12.48)	0:38.60 [2] (0:12.73)	0:25.87 [2] (0:12.92)	0:12.95 [2] (0:12.95)
Average Speed [km/h]	52.7	66.9	62.1	58.8	58.3	57.1	55.7	55.6
Top Speed [km/h]	68.0	69.1	64.8	60.0	58.6	58.6	56.7	55.9
Avg. Dist. to Rail [m]	2.3	1.8	2.0	1.9	2.9	1.5	0.3	0.4
Avg. Stride Freq. [Hz]	2.2	2.3	2.3	2.2	2.2	2.2	2.2	2.2
Avg. Stride Length [m]	6.8	8.2	7.6	7.4	7.3	7.2	7.1	7.1



- [] Ranking at each section and finish
- .-.-.- No data available at this section
- NA No data available



Horse/Jockey Name	Power Pack
Final Rank	2
Fastest Section Time (Section)	0:10.88 (1400m)
Top Speed [km/h] (Section)	68.8 (1400m)
Race State	Finished



Toowoomba QLD Professional

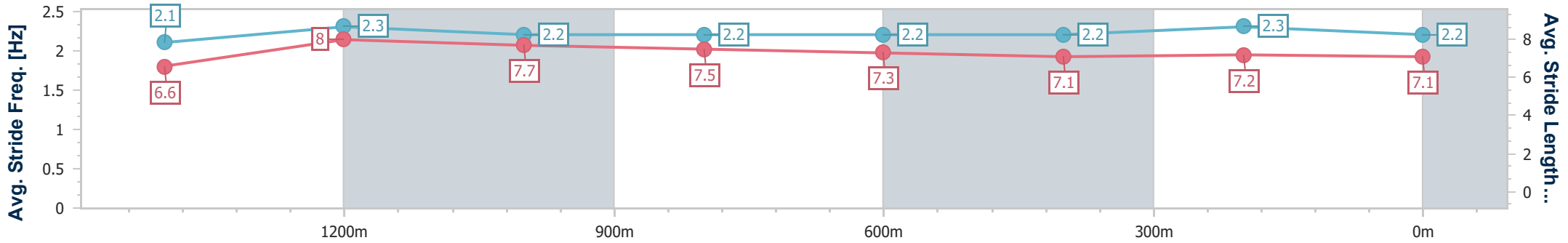
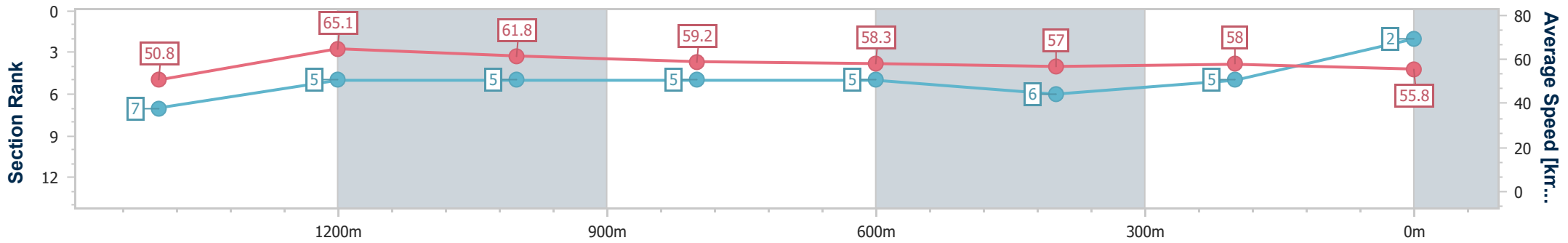
Race 4: LIVING TURF BENCHMARK 60 Handicap - 1625m

11 May 2024 - 18:50



Track Rating: Soft 6, Weather: Showers, Rail Position: +4m Entire

Section	Overall	1400m	1200m	1000m	800m	600m	400m	200m
Section Times	1:41.35 [2] (0:15.96)	1:25.39 [7] (0:10.88)	1:14.51 [5] (0:11.61)	1:02.90 [5] (0:12.26)	0:50.64 [5] (0:12.46)	0:38.18 [5] (0:12.76)	0:25.42 [6] (0:12.54)	0:12.88 [5] (0:12.88)
Average Speed [km/h]	50.8	65.1	61.8	59.2	58.3	57.0	58.0	55.8
Top Speed [km/h]	66.6	68.8	66.6	61.3	58.9	58.6	59.2	58.3
Avg. Dist. to Rail [m]	3.0	2.7	0.9	2.0	2.2	2.4	3.0	3.3
Avg. Stride Freq. [Hz]	2.1	2.3	2.2	2.2	2.2	2.2	2.3	2.2
Avg. Stride Length [m]	6.6	8.0	7.7	7.5	7.3	7.1	7.2	7.1



- [] Ranking at each section and finish
- .-.- No data available at this section
- NA No data available



Horse/Jockey Name	Overseas
Final Rank	3
Fastest Section Time (Section)	0:11.20 (1400m)
Top Speed [km/h] (Section)	69.8 (Overall)
Race State	Finished



Toowoomba QLD Professional

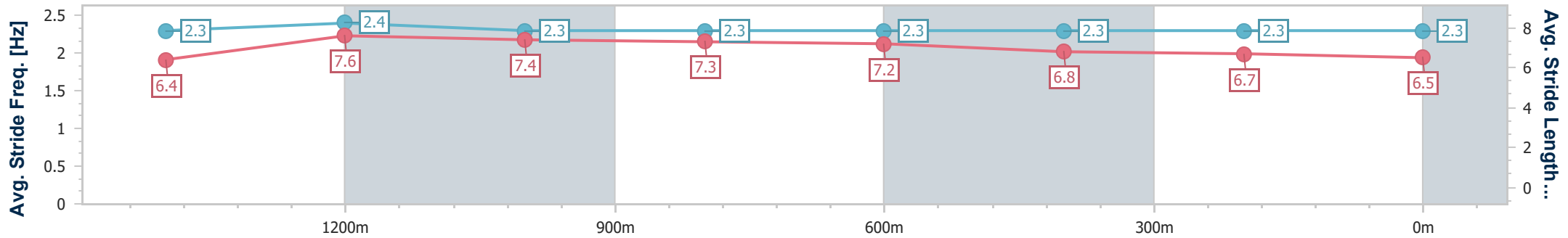
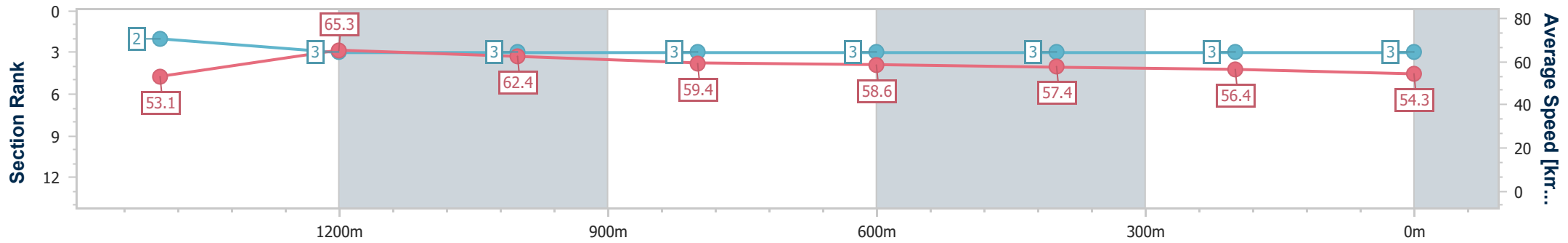
Race 4: LIVING TURF BENCHMARK 60 Handicap - 1625m

11 May 2024 - 18:50



Track Rating: Soft 6, Weather: Showers, Rail Position: +4m Entire

Section	Overall	1400m	1200m	1000m	800m	600m	400m	200m
Section Times	1:41.65 [3] (0:15.31)	1:26.34 [2] (0:11.20)	1:15.14 [3] (0:11.51)	1:03.63 [3] (0:12.28)	0:51.35 [3] (0:12.41)	0:38.94 [3] (0:12.76)	0:26.18 [3] (0:12.92)	0:13.26 [3] (0:13.26)
Average Speed [km/h]	53.1	65.3	62.4	59.4	58.6	57.4	56.4	54.3
Top Speed [km/h]	69.8	68.8	64.6	60.2	59.8	58.7	57.3	56.6
Avg. Dist. to Rail [m]	3.2	2.7	2.8	2.5	3.3	3.3	3.7	3.6
Avg. Stride Freq. [Hz]	2.3	2.4	2.3	2.3	2.3	2.3	2.3	2.3
Avg. Stride Length [m]	6.4	7.6	7.4	7.3	7.2	6.8	6.7	6.5



- [] Ranking at each section and finish
- .-.- No data available at this section
- NA No data available



Horse/Jockey Name	Zou Zouamore
Final Rank	4
Fastest Section Time (Section)	0:10.68 (1400m)
Top Speed [km/h] (Section)	69.9 (1400m)
Race State	Finished



Toowoomba QLD Professional

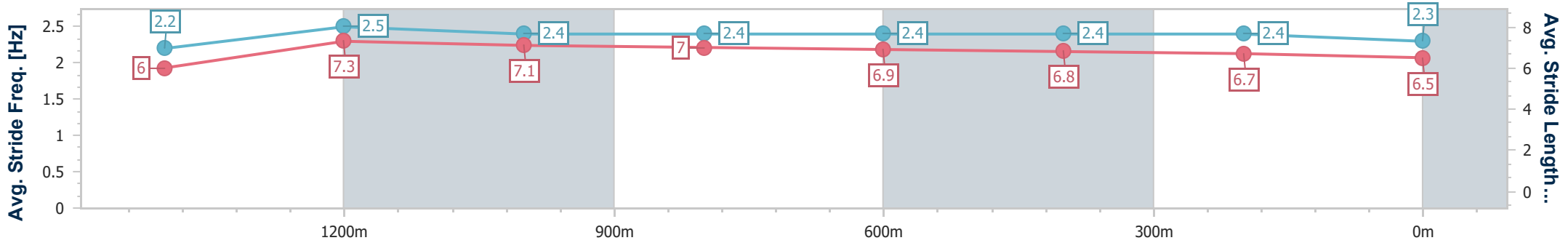
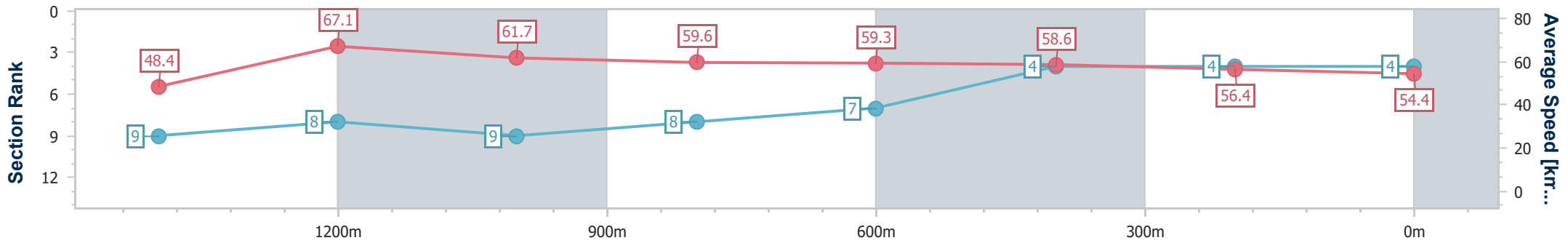
Race 4: LIVING TURF BENCHMARK 60 Handicap - 1625m

11 May 2024 - 18:50



Track Rating: Soft 6, Weather: Showers, Rail Position: +4m Entire

Section	Overall	1400m	1200m	1000m	800m	600m	400m	200m
Section Times	1:41.67 [4] (0:16.64)	1:25.03 [9] (0:10.68)	1:14.35 [8] (0:11.67)	1:02.68 [9] (0:12.09)	0:50.59 [8] (0:12.23)	0:38.36 [7] (0:12.34)	0:26.02 [4] (0:12.79)	0:13.23 [4] (0:13.23)
Average Speed [km/h]	48.4	67.1	61.7	59.6	59.3	58.6	56.4	54.4
Top Speed [km/h]	69.7	69.9	63.9	61.3	60.5	60.1	57.4	55.5
Avg. Dist. to Rail [m]	4.5	1.3	1.2	0.7	2.7	1.3	0.6	0.7
Avg. Stride Freq. [Hz]	2.2	2.5	2.4	2.4	2.4	2.4	2.4	2.3
Avg. Stride Length [m]	6.0	7.3	7.1	7.0	6.9	6.8	6.7	6.5



- [] Ranking at each section and finish
- .-.- No data available at this section
- NA No data available



Horse/Jockey Name	Jubilant
Final Rank	5
Fastest Section Time (Section)	0:11.30 (1400m)
Top Speed [km/h] (Section)	69.7 (Overall)
Race State	Finished



Toowoomba QLD Professional

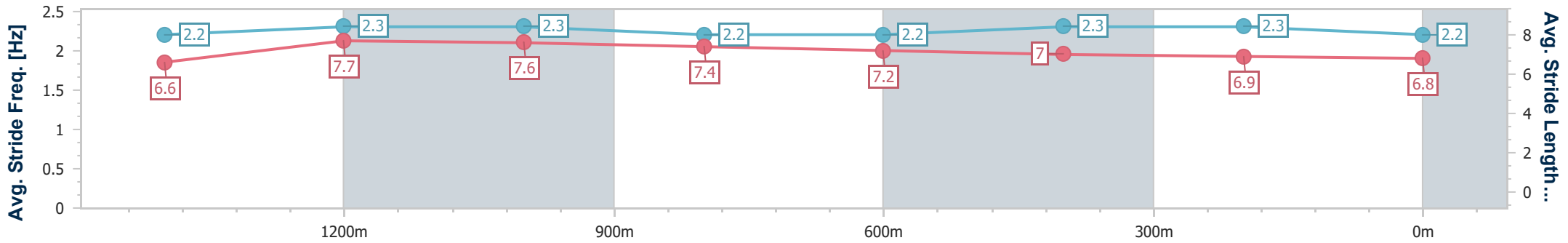
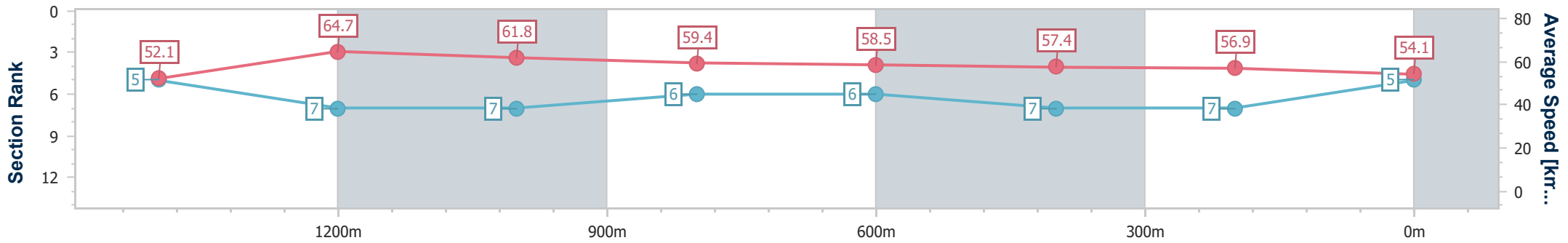
Race 4: LIVING TURF BENCHMARK 60 Handicap - 1625m



11 May 2024 - 18:50

Track Rating: Soft 6, Weather: Showers, Rail Position: +4m Entire

Section	Overall	1400m	1200m	1000m	800m	600m	400m	200m
Section Times	1:42.13 [5] (0:15.74)	1:26.39 [5] (0:11.30)	1:15.09 [7] (0:11.69)	1:03.40 [7] (0:12.17)	0:51.23 [6] (0:12.39)	0:38.84 [6] (0:12.76)	0:26.08 [7] (0:12.79)	0:13.29 [7] (0:13.29)
Average Speed [km/h]	52.1	64.7	61.8	59.4	58.5	57.4	56.9	54.1
Top Speed [km/h]	69.7	68.4	63.1	60.8	60.3	58.0	58.0	55.7
Avg. Dist. to Rail [m]	8.6	2.8	2.6	1.8	2.0	3.2	3.1	2.8
Avg. Stride Freq. [Hz]	2.2	2.3	2.3	2.2	2.2	2.3	2.3	2.2
Avg. Stride Length [m]	6.6	7.7	7.6	7.4	7.2	7.0	6.9	6.8



- [] Ranking at each section and finish
- .-.- No data available at this section
- NA No data available



Horse/Jockey Name	Good Vintage
Final Rank	6
Fastest Section Time (Section)	0:11.13 (1400m)
Top Speed [km/h] (Section)	68.0 (Overall)
Race State	Finished



Toowoomba QLD Professional

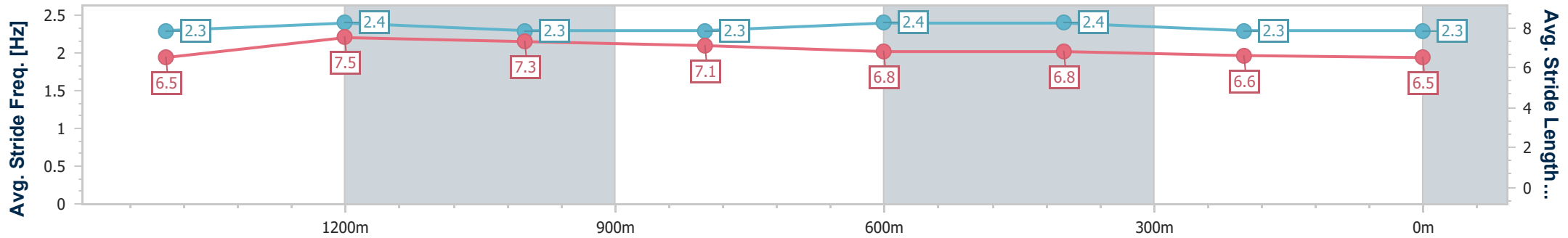
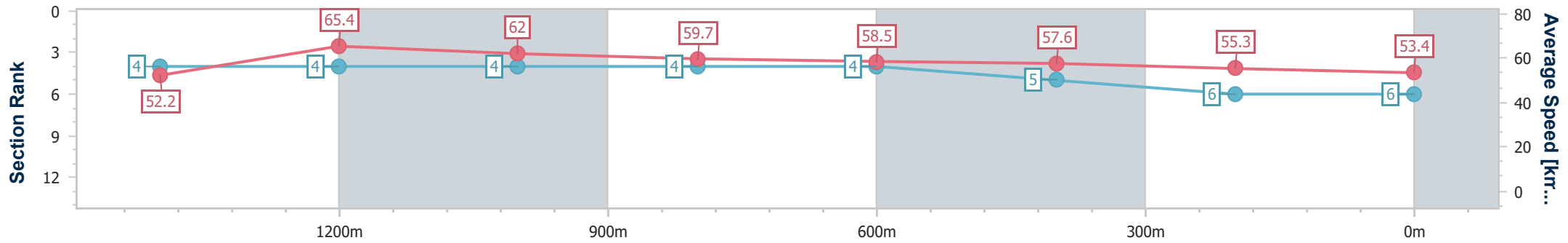
Race 4: LIVING TURF BENCHMARK 60 Handicap - 1625m

11 May 2024 - 18:50



Track Rating: Soft 6, Weather: Showers, Rail Position: +4m Entire

Section	Overall	1400m	1200m	1000m	800m	600m	400m	200m
Section Times	1:42.30 [6] (0:15.56)	1:26.74 [4] (0:11.13)	1:15.61 [4] (0:11.66)	1:03.95 [4] (0:12.19)	0:51.76 [4] (0:12.48)	0:39.28 [4] (0:12.74)	0:26.54 [5] (0:13.05)	0:13.49 [6] (0:13.49)
Average Speed [km/h]	52.2	65.4	62.0	59.7	58.5	57.6	55.3	53.4
Top Speed [km/h]	68.0	67.3	63.5	61.5	59.4	58.5	56.9	54.8
Avg. Dist. to Rail [m]	3.2	2.0	3.4	3.3	5.0	3.3	1.9	2.1
Avg. Stride Freq. [Hz]	2.3	2.4	2.3	2.3	2.4	2.4	2.3	2.3
Avg. Stride Length [m]	6.5	7.5	7.3	7.1	6.8	6.8	6.6	6.5



- [] Ranking at each section and finish
- .-.- No data available at this section
- NA No data available



Horse/Jockey Name	Jac The Great
Final Rank	7
Fastest Section Time (Section)	0:11.16 (1400m)
Top Speed [km/h] (Section)	68.5 (Overall)
Race State	Finished



Toowoomba QLD Professional

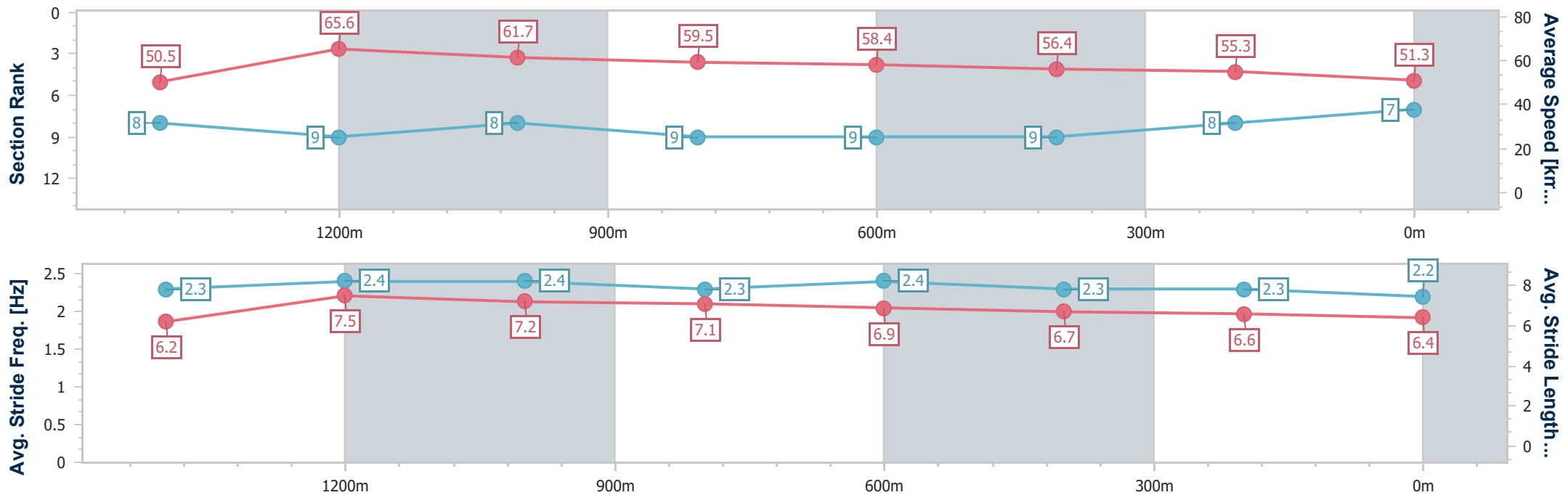
Race 4: LIVING TURF BENCHMARK 60 Handicap - 1625m

11 May 2024 - 18:50



Track Rating: Soft 6, Weather: Showers, Rail Position: +4m Entire

Section	Overall	1400m	1200m	1000m	800m	600m	400m	200m
Section Times	1:43.80 [7] (0:16.16)	1:27.64 [8] (0:11.16)	1:16.48 [9] (0:11.66)	1:04.82 [8] (0:12.26)	0:52.56 [9] (0:12.51)	0:40.05 [9] (0:12.96)	0:27.09 [9] (0:13.07)	0:14.02 [8] (0:14.02)
Average Speed [km/h]	50.5	65.6	61.7	59.5	58.4	56.4	55.3	51.3
Top Speed [km/h]	68.5	68.4	63.4	60.8	59.6	58.5	56.0	53.4
Avg. Dist. to Rail [m]	5.4	3.0	2.9	3.0	4.3	3.6	1.8	5.6
Avg. Stride Freq. [Hz]	2.3	2.4	2.4	2.3	2.4	2.3	2.3	2.2
Avg. Stride Length [m]	6.2	7.5	7.2	7.1	6.9	6.7	6.6	6.4



- [] Ranking at each section and finish
- .-.- No data available at this section
- NA No data available



Horse/Jockey Name	Lord Luker
Final Rank	8
Fastest Section Time (Section)	0:11.17 (1400m)
Top Speed [km/h] (Section)	68.7 (1400m)
Race State	Finished



Toowoomba QLD Professional

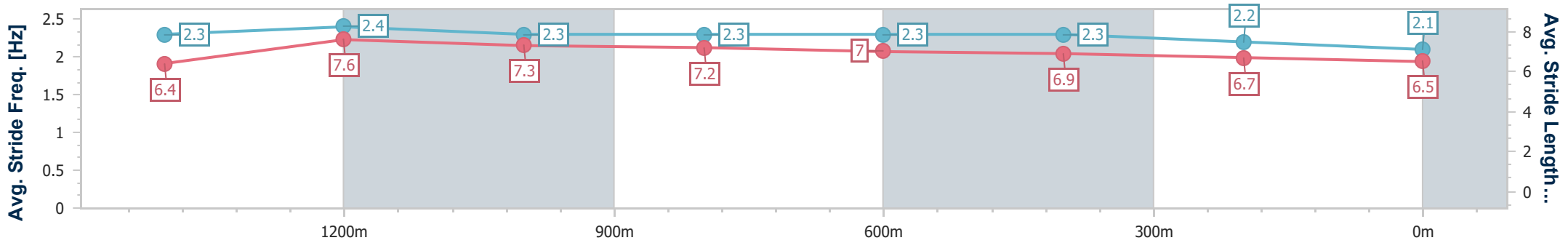
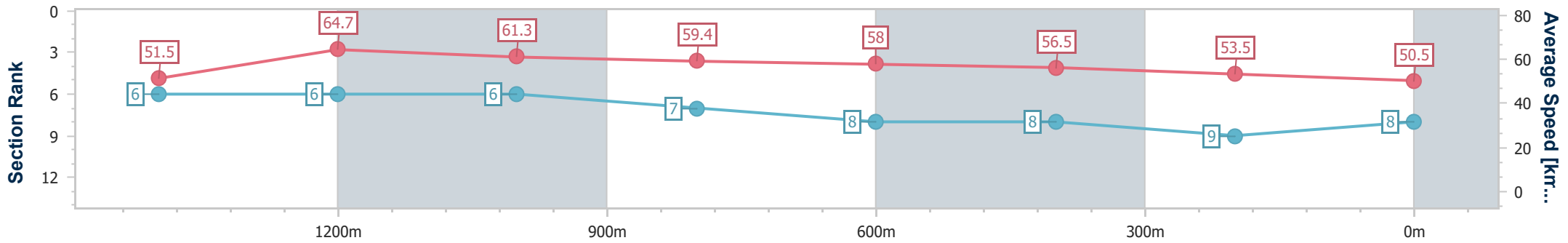
Race 4: LIVING TURF BENCHMARK 60 Handicap - 1625m

11 May 2024 - 18:50



Track Rating: Soft 6, Weather: Showers, Rail Position: +4m Entire

Section	Overall	1400m	1200m	1000m	800m	600m	400m	200m
Section Times	1:44.29 [8] (0:15.78)	1:28.51 [6] (0:11.17)	1:17.34 [6] (0:11.78)	1:05.56 [6] (0:12.23)	0:53.33 [7] (0:12.51)	0:40.82 [8] (0:12.95)	0:27.87 [8] (0:13.59)	0:14.28 [9] (0:14.28)
Average Speed [km/h]	51.5	64.7	61.3	59.4	58.0	56.5	53.5	50.5
Top Speed [km/h]	68.7	68.7	62.5	60.6	59.4	58.4	54.3	52.4
Avg. Dist. to Rail [m]	5.7	0.7	2.2	2.1	3.4	3.4	3.3	3.8
Avg. Stride Freq. [Hz]	2.3	2.4	2.3	2.3	2.3	2.3	2.2	2.1
Avg. Stride Length [m]	6.4	7.6	7.3	7.2	7.0	6.9	6.7	6.5



- [] Ranking at each section and finish
- .-.- No data available at this section
- NA No data available



Horse/Jockey Name	Decarbonise
Final Rank	9
Fastest Section Time (Section)	0:09.68 (1400m)
Top Speed [km/h] (Section)	69.9 (Overall)
Race State	Finished



Toowoomba QLD Professional

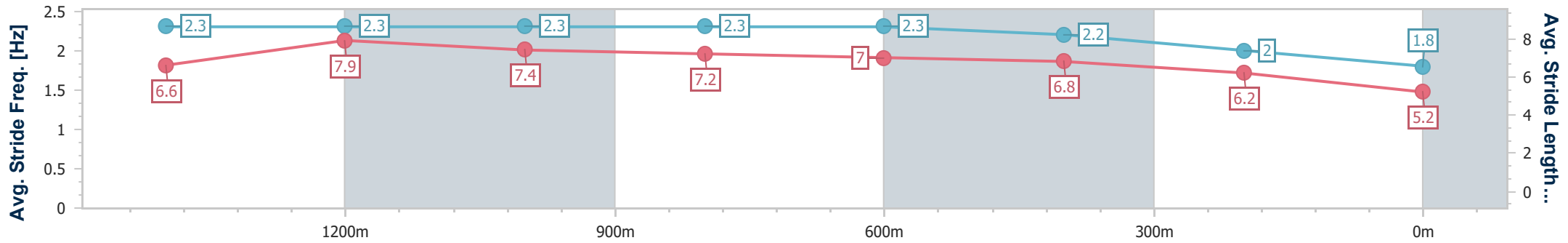
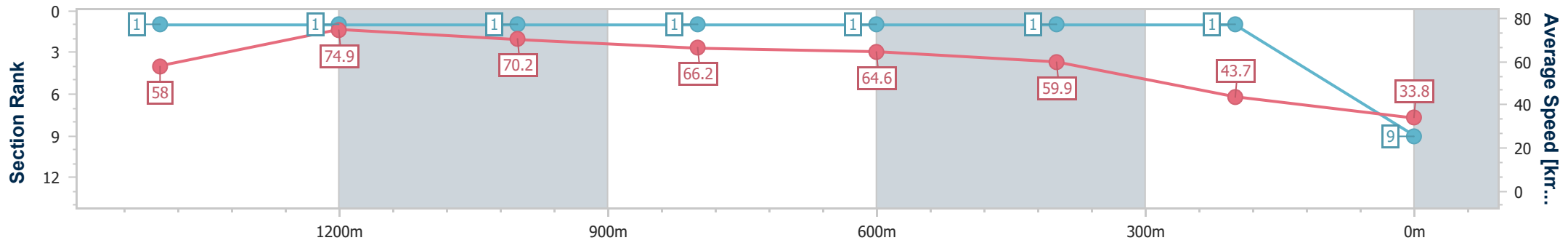
Race 4: LIVING TURF BENCHMARK 60 Handicap - 1625m

11 May 2024 - 18:50



Track Rating: Soft 6, Weather: Showers, Rail Position: +4m Entire

Section	Overall	1400m	1200m	1000m	800m	600m	400m	200m					
Section Times	1:46.23 [9] (0:14.11)	1:32.12 [1] (0:09.68)	1:22.44 [1] (0:10.31)	1:12.13 [1] (0:10.96)	1:01.17 [1] (0:11.29)	0:49.88 [1] (0:12.03)	0:37.85 [1] (0:16.62)	0:21.23 [1] (0:21.23)					
Average Speed [km/h]	58.0	74.9	70.2	66.2	64.6	59.9	43.7	33.8					
Top Speed [km/h]	69.9	68.8	63.6	60.5	58.7	57.3	48.8	38.2					
Avg. Dist. to Rail [m]	6.5	2.0	2.0	2.3	3.0	0.8	1.5	1.4					
Avg. Stride Freq. [Hz]	2.3	2.3	2.3	2.3	2.3	2.2	2.0	1.8					
Avg. Stride Length [m]	6.6	7.9	7.4	7.2	7.0	6.8	6.2	5.2					



- [] Ranking at each section and finish
- .-.- No data available at this section
- NA No data available