



Toowoomba QLD Professional

Race 5: RDO EQUIPMENT Maiden Plate - 1200m

11 May 2024 - 19:30



Track Rating: Soft 6, Weather: Fine, Rail Position: +4m Entire

Section		Overall	1000m	800m	600m	400m	200m	Last 600m					
Field Times		1:15.68 (0:14.13)	1:01.55 (0:11.16)	0:50.39 (0:11.79)	0:38.60 (0:12.21)	0:26.39 (0:13.22)	0:13.17 (0:13.17)	0:38.60					
Rank	TAB Horse/Jockey	Barrier	Top Speed [km/h]	Fastest Section								Margin	Distance Travelled [m]
1	8 MAKE HASTE Tahlia Fenlon	10	65.0 1000m	0:11.36 1000m	1:15.68 [1] (0:15.37)	1:00.31 [10] (0:11.36)	0:48.95 [9] (0:11.83)	0:37.12 [9] (0:12.15)	0:24.97 [7] (0:12.39)	0:12.58 [3] (0:12.58)	1:15.68	0:37.12	
2	9 SHALZER Alisha Donald	4	66.2 Overall	0:11.35 1000m	1:15.94 [2] (0:14.69)	1:01.25 [5] (0:11.35)	0:49.90 [5] (0:11.89)	0:38.01 [5] (0:12.38)	0:25.63 [4] (0:12.68)	0:12.95 [2] (0:12.95)	1.5L	0:38.01	-1
3	3 ADISHAM Jake Molloy	5	65.5 1000m	0:11.58 1000m	1:15.99 [3] (0:14.96)	1:01.03 [8] (0:11.58)	0:49.45 [8] (0:11.89)	0:37.56 [8] (0:12.24)	0:25.32 [6] (0:12.58)	0:12.74 [5] (0:12.74)	1.7L	0:37.56	-1
4	1 FIELD OF MARS Jai Williams	1	67.8 1000m	0:11.16 1000m	1:16.25 [4] (0:14.13)	1:02.12 [1] (0:11.16)	0:50.96 [1] (0:11.79)	0:39.17 [1] (0:12.21)	0:26.96 [1] (0:13.22)	0:13.74 [1] (0:13.74)	3.2L	0:39.17	-1
5	12 TRAPEDO Anthony Allen	11	65.3 1000m	0:11.58 1000m	1:16.32 [5] (0:14.78)	1:01.54 [7] (0:11.58)	0:49.96 [7] (0:11.96)	0:38.00 [7] (0:12.53)	0:25.47 [9] (0:12.65)	0:12.82 [7] (0:12.82)	3.6L	0:38.00	+11
6	13 HELLUVA SOIREE Adin Thompson	9	66.0 1000m	0:11.40 1000m	1:16.36 [6] (0:14.72)	1:01.64 [6] (0:11.40)	0:50.24 [6] (0:12.15)	0:38.09 [6] (0:12.31)	0:25.78 [5] (0:12.80)	0:12.98 [6] (0:12.98)	3.8L	0:38.09	+8
7	5 BUTTERFLY WINGS Nathan Fazackerley	8	63.1 1000m	0:11.87 1000m	1:17.32 [7] (0:14.97)	1:02.35 [9] (0:11.87)	0:50.48 [10] (0:12.29)	0:38.19 [10] (0:12.52)	0:25.67 [10] (0:12.58)	0:13.09 [8] (0:13.09)	9.3L	0:38.19	+6
8	7 HONEY QUEEN Luke Tarrant	2	67.0 1000m	0:11.10 1000m	1:17.57 [8] (0:14.53)	1:03.04 [4] (0:11.10)	0:51.94 [3] (0:11.75)	0:40.19 [3] (0:12.44)	0:27.75 [2] (0:13.40)	0:14.35 [4] (0:14.35)	10.6L	0:40.19	-4
9	2 GO THE GUINNESS Danny Peisley	7	67.6 Overall	0:11.35 1000m	1:19.42 [9] (0:14.50)	1:04.92 [3] (0:11.35)	0:53.57 [4] (0:12.01)	0:41.56 [4] (0:12.99)	0:28.57 [8] (0:13.89)	0:14.68 [10] (0:14.68)	21.4L	0:41.56	+5
10	11 TOUCHOFCLASS Karl Zechner	3	67.3 1000m	0:11.37 1000m	1:19.56 [10] (0:14.17)	1:05.39 [2] (0:11.37)	0:54.02 [2] (0:11.80)	0:42.22 [2] (0:12.83)	0:29.39 [3] (0:14.06)	0:15.33 [9] (0:15.33)	22.2L	0:42.22	+4

Scratched: Stellar Trixie (#10), Electric Evie (#4), Cool Story (#6)

Report Created: Sat 11 May 2024 19:53 GMT+10 (Note: Timing is based on position data)

Page 1/11

[] Ranking at each section and finish
 -:-:- No data available at this section
 NA No data available
 SCN Saddle cloth number
 DNF Did not finish
 DNT Did not track

data processed by TRIPLESDATA



Horse/Jockey Name	Make Haste
Final Rank	1
Fastest Section Time (Section)	0:11.36 (1000m)
Top Speed [km/h] (Section)	65.0 (1000m)
Race State	Finished

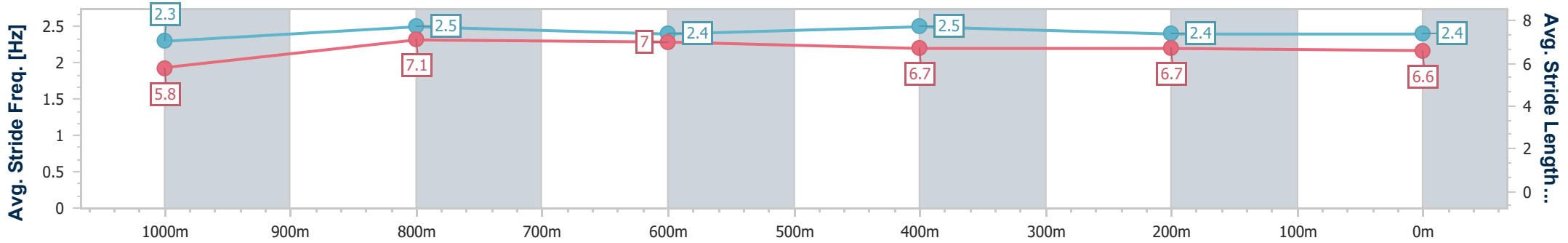
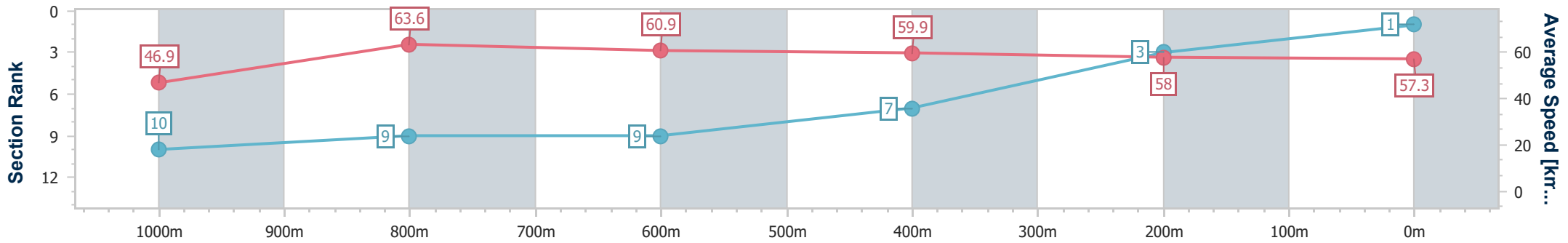


Toowoomba QLD Professional
Race 5: RDO EQUIPMENT Maiden Plate - 1200m



11 May 2024 - 19:30
Track Rating: Soft 6, Weather: Fine, Rail Position: +4m Entire

Section	Overall	1000m	800m	600m	400m	200m
Section Times	1:15.68 [1] (0:15.37)	1:00.31 [10] (0:11.36)	0:48.95 [9] (0:11.83)	0:37.12 [9] (0:12.15)	0:24.97 [7] (0:12.39)	0:12.58 [3] (0:12.58)
Average Speed [km/h]	46.9	63.6	60.9	59.9	58.0	57.3
Top Speed [km/h]	65.0	65.0	62.8	62.3	58.5	59.1
Avg. Dist. to Rail [m]	6.4	0.3	1.9	2.2	0.9	2.7
Avg. Stride Freq. [Hz]	2.3	2.5	2.4	2.5	2.4	2.4
Avg. Stride Length [m]	5.8	7.1	7.0	6.7	6.7	6.6



- [] Ranking at each section and finish
- .-.- No data available at this section
- NA No data available



Horse/Jockey Name	Shalzer
Final Rank	2
Fastest Section Time (Section)	0:11.35 (1000m)
Top Speed [km/h] (Section)	66.2 (Overall)
Race State	Finished

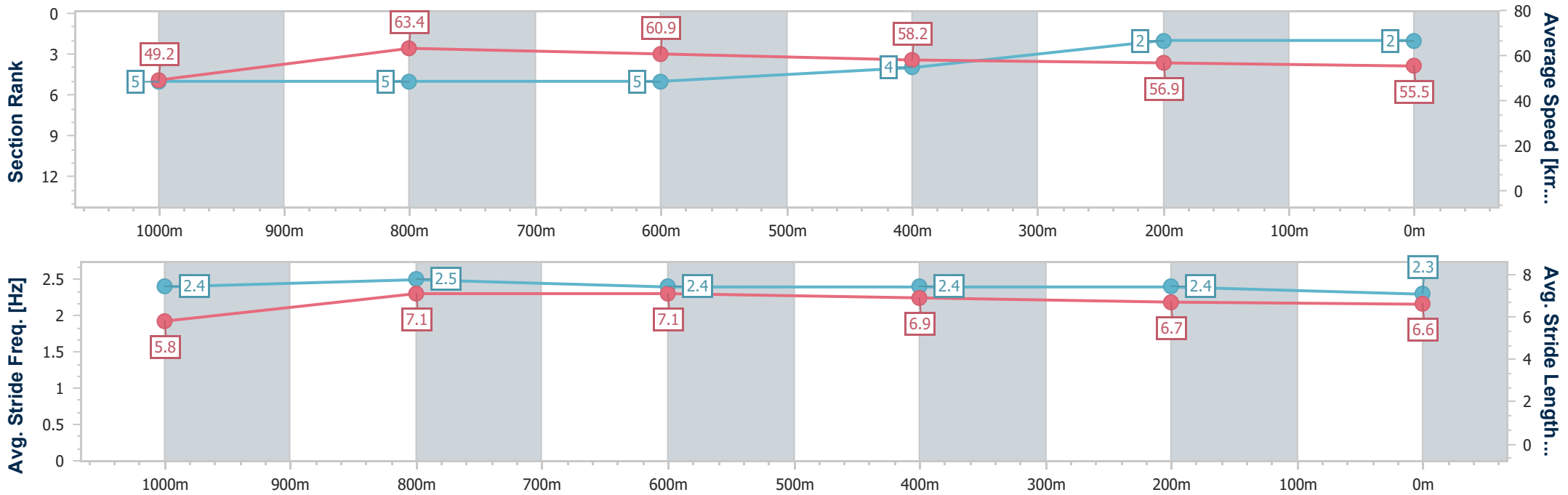


Toowoomba QLD Professional
Race 5: RDO EQUIPMENT Maiden Plate - 1200m



11 May 2024 - 19:30
Track Rating: Soft 6, Weather: Fine, Rail Position: +4m Entire

Section	Overall	1000m	800m	600m	400m	200m
Section Times	1:15.94 [2] (0:14.69)	1:01.25 [5] (0:11.35)	0:49.90 [5] (0:11.89)	0:38.01 [5] (0:12.38)	0:25.63 [4] (0:12.68)	0:12.95 [2] (0:12.95)
Average Speed [km/h]	49.2	63.4	60.9	58.2	56.9	55.5
Top Speed [km/h]	66.2	65.2	62.5	60.2	58.1	56.9
Avg. Dist. to Rail [m]	3.5	1.0	0.6	0.5	0.6	0.6
Avg. Stride Freq. [Hz]	2.4	2.5	2.4	2.4	2.4	2.3
Avg. Stride Length [m]	5.8	7.1	7.1	6.9	6.7	6.6



- [] Ranking at each section and finish
- .-.- No data available at this section
- NA No data available



Horse/Jockey Name	Adisham
Final Rank	3
Fastest Section Time (Section)	0:11.58 (1000m)
Top Speed [km/h] (Section)	65.5 (1000m)
Race State	Finished

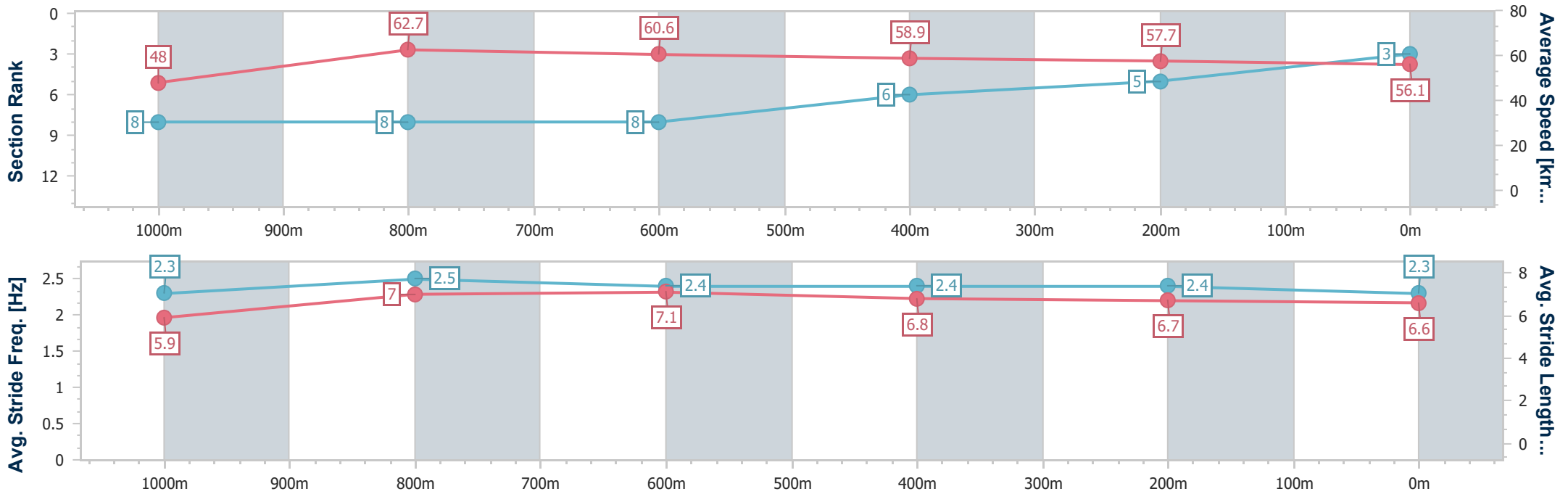


Toowoomba QLD Professional
Race 5: RDO EQUIPMENT Maiden Plate - 1200m



11 May 2024 - 19:30
Track Rating: Soft 6, Weather: Fine, Rail Position: +4m Entire

Section	Overall	1000m	800m	600m	400m	200m
Section Times	1:15.99 [3] (0:14.96)	1:01.03 [8] (0:11.58)	0:49.45 [8] (0:11.89)	0:37.56 [8] (0:12.24)	0:25.32 [6] (0:12.58)	0:12.74 [5]
Average Speed [km/h]	48.0	62.7	60.6	58.9	57.7	56.1
Top Speed [km/h]	64.9	65.5	61.9	61.9	58.7	58.1
Avg. Dist. to Rail [m]	4.1	2.1	0.4	0.4	1.6	2.8
Avg. Stride Freq. [Hz]	2.3	2.5	2.4	2.4	2.4	2.3
Avg. Stride Length [m]	5.9	7.0	7.1	6.8	6.7	6.6



- [] Ranking at each section and finish
- .-.- No data available at this section
- NA No data available



Horse/Jockey Name	Field Of Mars
Final Rank	4
Fastest Section Time (Section)	0:11.16 (1000m)
Top Speed [km/h] (Section)	67.8 (1000m)
Race State	Finished

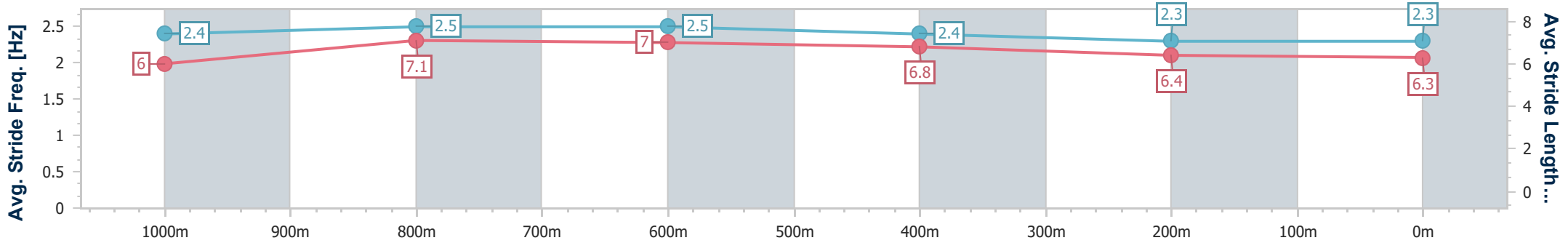
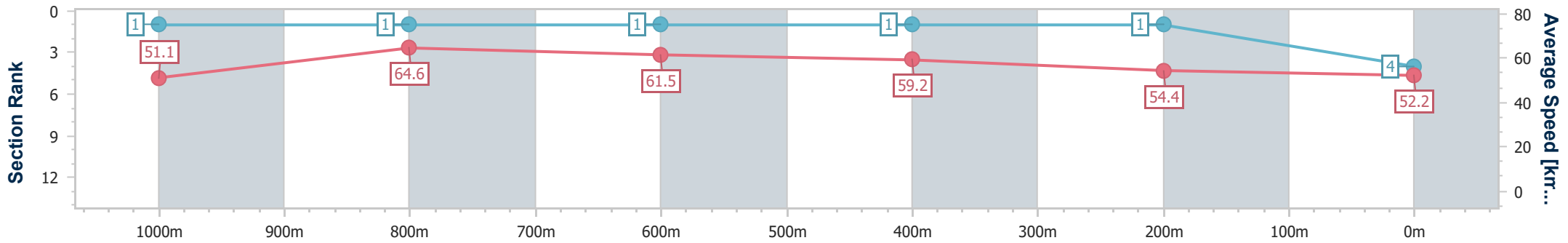


Toowoomba QLD Professional
Race 5: RDO EQUIPMENT Maiden Plate - 1200m



11 May 2024 - 19:30
Track Rating: Soft 6, Weather: Fine, Rail Position: +4m Entire

Section	Overall	1000m	800m	600m	400m	200m
Section Times	1:16.25 [4] (0:14.13)	1:02.12 [1] (0:11.16)	0:50.96 [1] (0:11.79)	0:39.17 [1] (0:12.21)	0:26.96 [1] (0:13.22)	0:13.74 [1] (0:13.74)
Average Speed [km/h]	51.1	64.6	61.5	59.2	54.4	52.2
Top Speed [km/h]	67.8	67.8	62.6	62.6	56.8	53.4
Avg. Dist. to Rail [m]	2.8	1.0	1.9	0.8	0.4	2.0
Avg. Stride Freq. [Hz]	2.4	2.5	2.5	2.4	2.3	2.3
Avg. Stride Length [m]	6.0	7.1	7.0	6.8	6.4	6.3



- [] Ranking at each section and finish
- .-.- No data available at this section
- NA No data available



Horse/Jockey Name	Trapedo
Final Rank	5
Fastest Section Time (Section)	0:11.58 (1000m)
Top Speed [km/h] (Section)	65.3 (1000m)
Race State	Finished

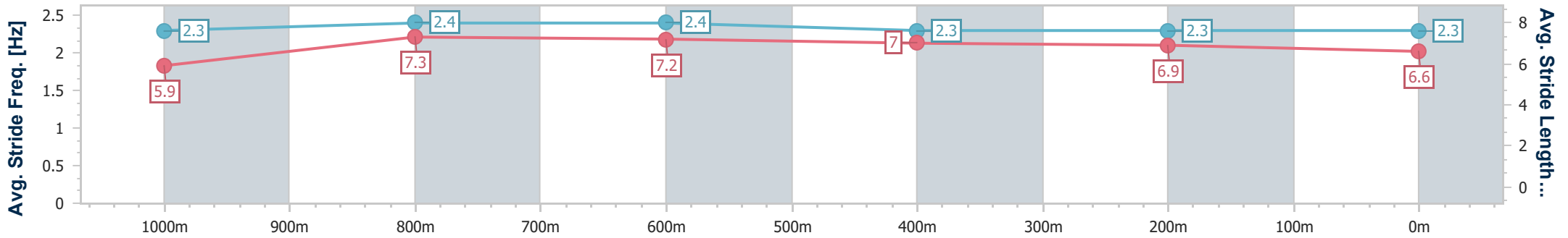
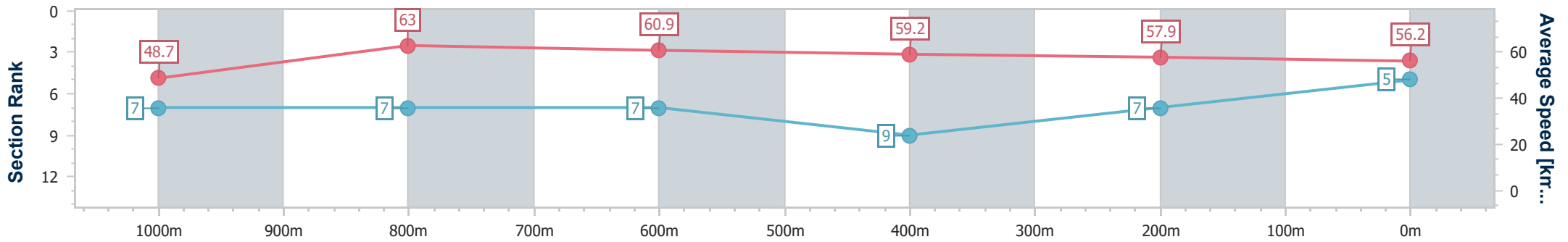


Toowoomba QLD Professional
Race 5: RDO EQUIPMENT Maiden Plate - 1200m



11 May 2024 - 19:30
Track Rating: Soft 6, Weather: Fine, Rail Position: +4m Entire

Section	Overall	1000m	800m	600m	400m	200m
Section Times	1:16.32 [5] (0:14.78)	1:01.54 [7] (0:11.58)	0:49.96 [7] (0:11.96)	0:38.00 [7] (0:12.53)	0:25.47 [9] (0:12.65)	0:12.82 [7] (0:12.82)
Average Speed [km/h]	48.7	63.0	60.9	59.2	57.9	56.2
Top Speed [km/h]	64.9	65.3	62.0	60.9	59.5	58.2
Avg. Dist. to Rail [m]	9.6	3.9	4.0	5.7	5.3	7.5
Avg. Stride Freq. [Hz]	2.3	2.4	2.4	2.3	2.3	2.3
Avg. Stride Length [m]	5.9	7.3	7.2	7.0	6.9	6.6



- [] Ranking at each section and finish
- .-.- No data available at this section
- NA No data available



Horse/Jockey Name	Helluva Soiree
Final Rank	6
Fastest Section Time (Section)	0:11.40 (1000m)
Top Speed [km/h] (Section)	66.0 (1000m)
Race State	Finished

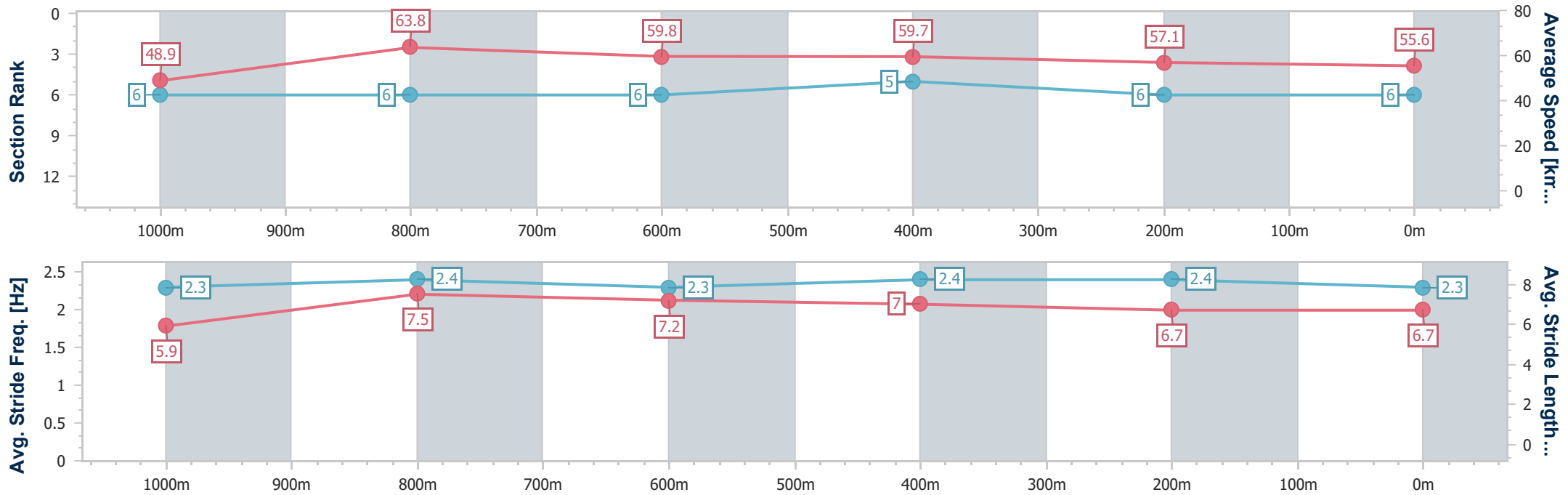


Toowoomba QLD Professional
Race 5: RDO EQUIPMENT Maiden Plate - 1200m



11 May 2024 - 19:30
Track Rating: Soft 6, Weather: Fine, Rail Position: +4m Entire

Section	Overall	1000m	800m	600m	400m	200m
Section Times	1:16.36 [6] (0:14.72)	1:01.64 [6] (0:11.40)	0:50.24 [6] (0:12.15)	0:38.09 [6] (0:12.31)	0:25.78 [5] (0:12.80)	0:12.98 [6] (0:12.98)
Average Speed [km/h]	48.9	63.8	59.8	59.7	57.1	55.6
Top Speed [km/h]	65.9	66.0	61.7	60.9	58.3	56.9
Avg. Dist. to Rail [m]	8.5	3.2	3.3	4.0	4.1	4.4
Avg. Stride Freq. [Hz]	2.3	2.4	2.3	2.4	2.4	2.3
Avg. Stride Length [m]	5.9	7.5	7.2	7.0	6.7	6.7



- [] Ranking at each section and finish
- .-.- No data available at this section
- NA No data available



Horse/Jockey Name	Butterfly Wings
Final Rank	7
Fastest Section Time (Section)	0:11.87 (1000m)
Top Speed [km/h] (Section)	63.1 (1000m)
Race State	Finished

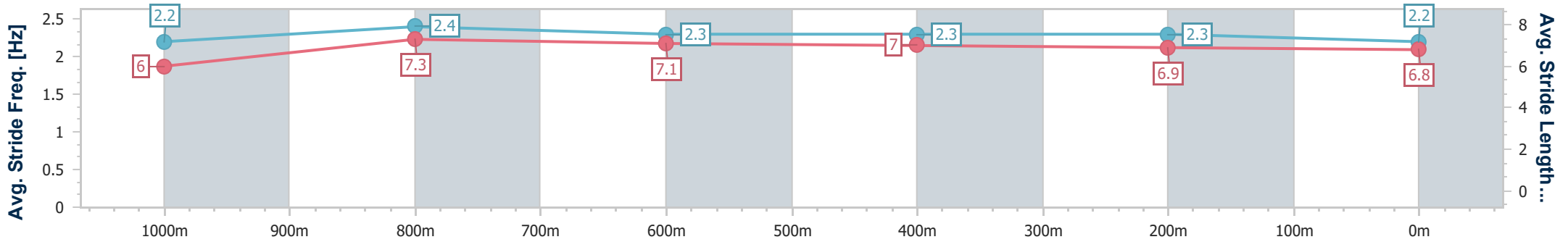
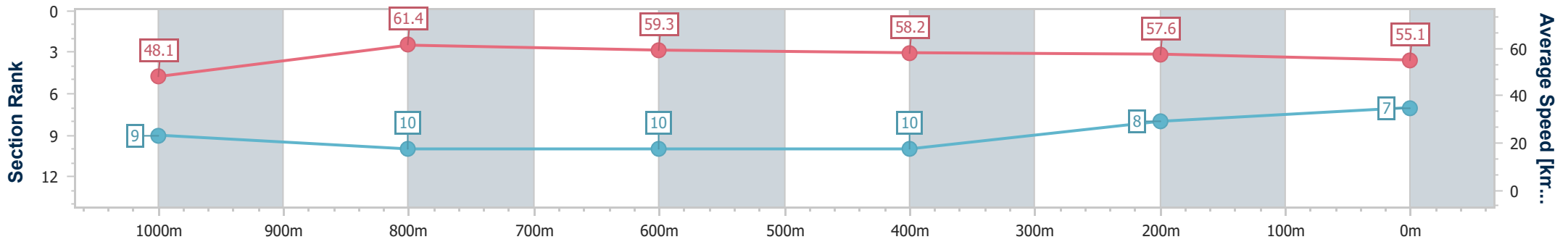


Toowoomba QLD Professional
Race 5: RDO EQUIPMENT Maiden Plate - 1200m



11 May 2024 - 19:30
Track Rating: Soft 6, Weather: Fine, Rail Position: +4m Entire

Section	Overall	1000m	800m	600m	400m	200m
Section Times	1:17.32 [7] (0:14.97)	1:02.35 [9] (0:11.87)	0:50.48 [10] (0:12.29)	0:38.19 [10] (0:12.52)	0:25.67 [10] (0:12.58)	0:13.09 [8] (0:13.09)
Average Speed [km/h]	48.1	61.4	59.3	58.2	57.6	55.1
Top Speed [km/h]	62.8	63.1	60.6	59.6	58.7	56.7
Avg. Dist. to Rail [m]	6.3	3.5	3.3	2.4	1.2	1.7
Avg. Stride Freq. [Hz]	2.2	2.4	2.3	2.3	2.3	2.2
Avg. Stride Length [m]	6.0	7.3	7.1	7.0	6.9	6.8



- [] Ranking at each section and finish
- .-.- No data available at this section
- NA No data available



Horse/Jockey Name	Honey Queen
Final Rank	8
Fastest Section Time (Section)	0:11.10 (1000m)
Top Speed [km/h] (Section)	67.0 (1000m)
Race State	Finished



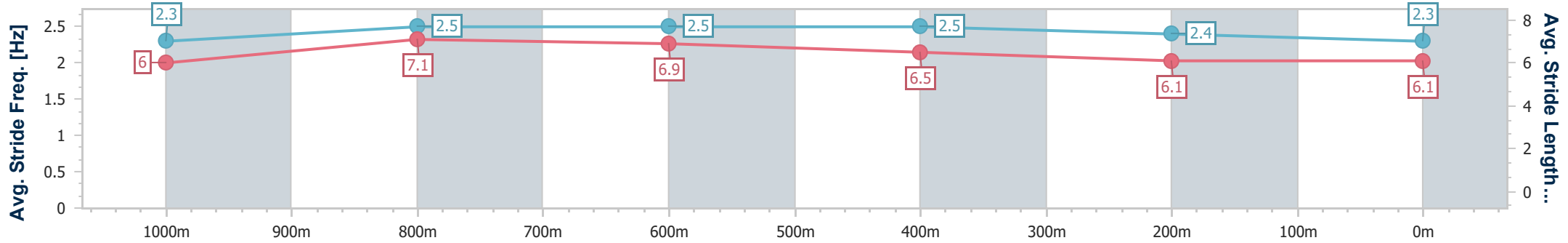
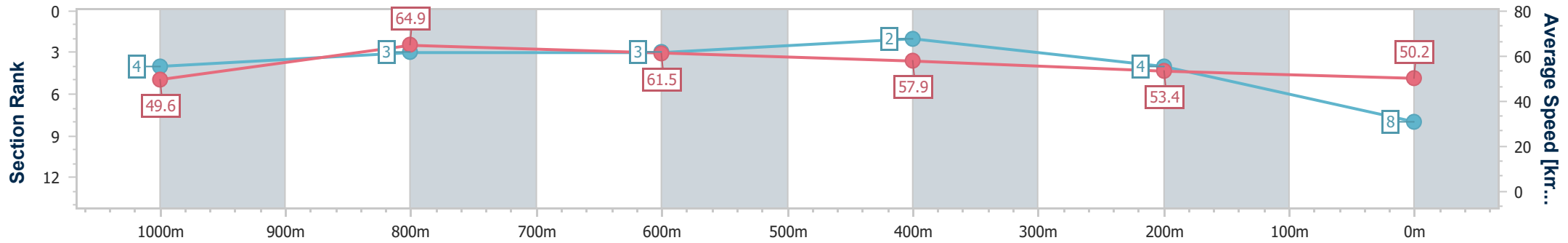
Toowoomba QLD Professional
Race 5: RDO EQUIPMENT Maiden Plate - 1200m



11 May 2024 - 19:30

Track Rating: Soft 6, Weather: Fine, Rail Position: +4m Entire

Section	Overall	1000m	800m	600m	400m	200m
Section Times	1:17.57 [8] (0:14.53)	1:03.04 [4] (0:11.10)	0:51.94 [3] (0:11.75)	0:40.19 [3] (0:12.44)	0:27.75 [2] (0:13.40)	0:14.35 [4] (0:14.35)
Average Speed [km/h]	49.6	64.9	61.5	57.9	53.4	50.2
Top Speed [km/h]	66.9	67.0	62.7	60.4	54.6	52.8
Avg. Dist. to Rail [m]	3.2	0.8	0.5	0.9	1.5	1.5
Avg. Stride Freq. [Hz]	2.3	2.5	2.5	2.5	2.4	2.3
Avg. Stride Length [m]	6.0	7.1	6.9	6.5	6.1	6.1



- [] Ranking at each section and finish
- .-.- No data available at this section
- NA No data available



Horse/Jockey Name	Go The Guinness
Final Rank	9
Fastest Section Time (Section)	0:11.35 (1000m)
Top Speed [km/h] (Section)	67.6 (Overall)
Race State	Finished

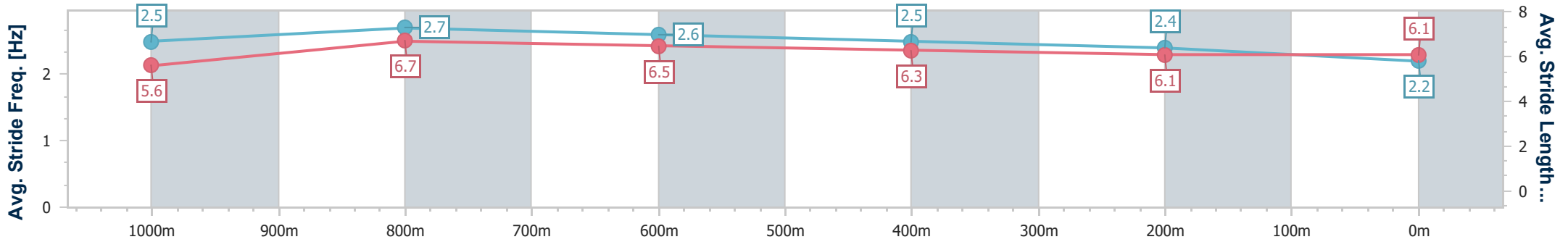
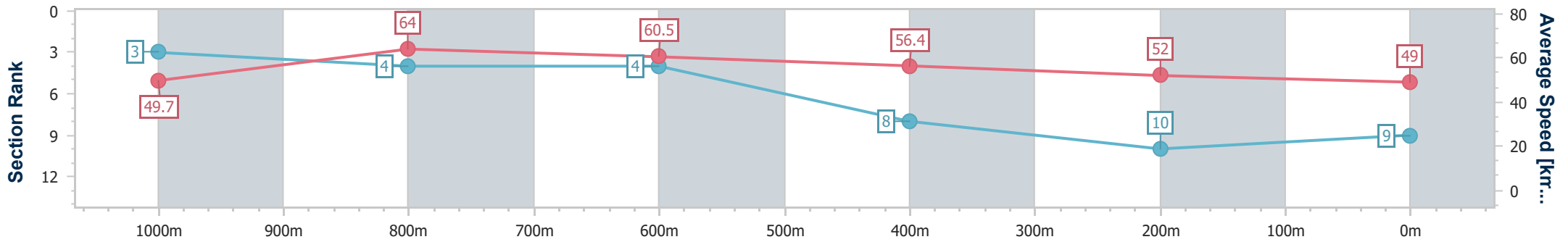


Toowoomba QLD Professional
Race 5: RDO EQUIPMENT Maiden Plate - 1200m



11 May 2024 - 19:30
Track Rating: Soft 6, Weather: Fine, Rail Position: +4m Entire

Section	Overall	1000m	800m	600m	400m	200m
Section Times	1:19.42 [9] (0:14.50)	1:04.92 [3] (0:11.35)	0:53.57 [4] (0:12.01)	0:41.56 [4] (0:12.99)	0:28.57 [8] (0:13.89)	0:14.68 [10] (0:14.68)
Average Speed [km/h]	49.7	64.0	60.5	56.4	52.0	49.0
Top Speed [km/h]	67.6	67.3	62.4	58.9	54.3	51.0
Avg. Dist. to Rail [m]	8.2	4.0	2.5	2.9	1.5	3.7
Avg. Stride Freq. [Hz]	2.5	2.7	2.6	2.5	2.4	2.2
Avg. Stride Length [m]	5.6	6.7	6.5	6.3	6.1	6.1



- [] Ranking at each section and finish
- .-.- No data available at this section
- NA No data available



Horse/Jockey Name	Touchofclass
Final Rank	10
Fastest Section Time (Section)	0:11.37 (1000m)
Top Speed [km/h] (Section)	67.3 (1000m)
Race State	Finished

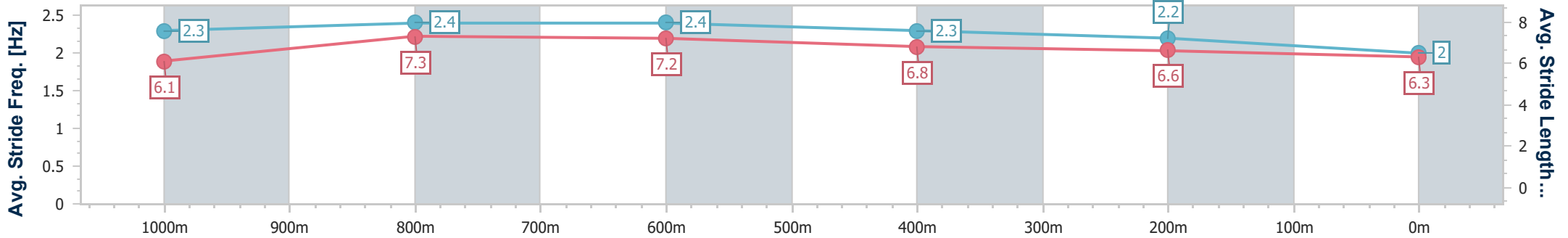
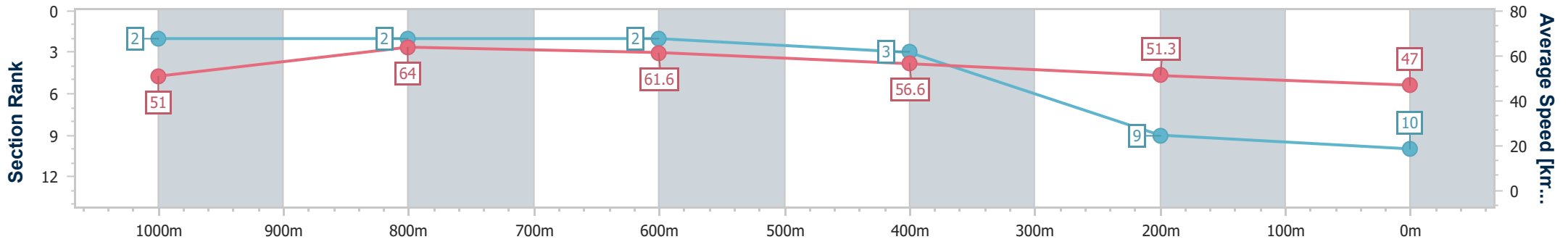


Toowoomba QLD Professional
Race 5: RDO EQUIPMENT Maiden Plate - 1200m



11 May 2024 - 19:30
Track Rating: Soft 6, Weather: Fine, Rail Position: +4m Entire

Section	Overall	1000m	800m	600m	400m	200m
Section Times	1:19.56 [10] (0:14.17)	1:05.39 [2] (0:11.37)	0:54.02 [2] (0:11.80)	0:42.22 [2] (0:12.83)	0:29.39 [3] (0:14.06)	0:15.33 [9] (0:15.33)
Average Speed [km/h]	51.0	64.0	61.6	56.6	51.3	47.0
Top Speed [km/h]	66.8	67.3	63.2	61.5	53.5	47.7
Avg. Dist. to Rail [m]	4.0	3.0	3.7	2.0	1.0	2.8
Avg. Stride Freq. [Hz]	2.3	2.4	2.4	2.3	2.2	2.0
Avg. Stride Length [m]	6.1	7.3	7.2	6.8	6.6	6.3



- [] Ranking at each section and finish
- .-.- No data available at this section
- NA No data available