



Ipswich QLD Professional

Race 1: QUEENSLAND TAXI BOWLS Maiden Plate - 800m

15 May 2024 - 12:35



Track Rating: Good 4, Weather: Overcast, Rail Position: +4m Entire

Section										Last 600m		
Field Times		Overall	600m	400m	200m						0:32.01	
		0:45.41 (0:13.40)	0:32.01 (0:10.35)	0:21.66 (0:10.73)	0:10.93 (0:10.93)							
Rank	TAB	Horse/Jockey	Barrier	Top Speed [km/h]	Fastest Section	Overall	600m	400m	200m	Margin	Last 600m	Distance Travelled [m]
1	10	HOKUSAI Angela Jones	14	70.2 600m	0:10.35 600m	0:45.41 [1] (0:13.40)	0:32.01 [1] (0:10.35)	0:21.66 [1] (0:10.76)	0:10.90 [2] (0:10.90)	0:45.41	0:32.01	
2	11	KENTUCKY ROSE Tahlia Fenlon	1	70.5 600m	0:10.34 600m	0:45.53 [2] (0:13.70)	0:31.83 [6] (0:10.34)	0:21.49 [4] (0:10.44)	0:11.05 [1] (0:11.05)	0.45L	0:31.83	-5
3	1	LOADED GUN Adin Thompson	7	72.6 600m	0:10.22 600m	0:45.91 [3] (0:13.64)	0:32.27 [4] (0:10.22)	0:22.05 [2] (0:10.81)	0:11.24 [3] (0:11.24)	1.88L	0:32.27	+4
4	13	TESSATORI Melea Castle	3	70.3 600m	0:10.34 600m	0:45.97 [4] (0:14.03)	0:31.94 [10] (0:10.34)	0:21.60 [8] (0:10.74)	0:10.86 [6] (0:10.86)	1.01L	0:31.94	-4
5	3	TUANAKI CREEK Hannah Phillips	5	70.9 600m	0:10.32 600m	0:46.03 [5] (0:13.68)	0:32.35 [5] (0:10.32)	0:22.03 [3] (0:10.74)	0:11.29 [4] (0:11.29)	0.29L	0:32.35	-3
6	7	STARSPANGLE PLANET Noriyuki Masuda	4	70.0 600m	0:10.45 600m	0:46.40 [6] (0:13.74)	0:32.66 [7] (0:10.45)	0:22.21 [7] (0:10.82)	0:11.39 [5] (0:11.39)	1.88L	0:32.66	-1
7	6	STAR DIAMOND Karl Zechner	2	68.7 600m	0:10.62 600m	0:46.45 [7] (0:13.84)	0:32.61 [8] (0:10.62)	0:21.99 [9] (0:10.83)	0:11.16 [7] (0:11.16)	0.35L	0:32.61	+1
8	4	ANACARDIUM Mark Du Plessis	11	68.7 600m	0:10.59 600m	0:46.69 [8] (0:14.09)	0:32.60 [11] (0:10.59)	0:22.01 [11] (0:10.86)	0:11.15 [9] (0:11.18)	1.58L	0:32.63	-2
9	14	ZEPHYRZ ZOOM Robbie Dolan	12	69.2 600m	0:10.58 600m	0:46.72 [9] (0:14.46)	0:32.26 [12] (0:10.58)	0:21.68 [12] (0:10.73)	0:10.95 [12] (0:10.92)	0.14L	0:32.23	-2
10	9	HAS BEAN Justin Stanley	6	69.3 600m	0:10.62 600m	0:46.89 [10] (0:13.47)	0:33.42 [2] (0:10.62)	0:22.80 [6] (0:11.24)	0:11.56 [8] (0:11.56)	0.78L	0:33.42	+2

Scratched: Happy Rainbow (#8)

[] Ranking at each section and finish
 -:-:- No data available at this section
 NA No data available

SCN Saddle cloth number
 DNF Did not finish
 DNT Did not track



Ipswich QLD Professional

Race 1: QUEENSLAND TAXI BOWLS Maiden Plate - 800m

15 May 2024 - 12:35



Track Rating: Good 4, Weather: Overcast, Rail Position: +4m Entire

Section		Overall	600m	400m	200m	Last 600m					
Field Times		0:45.41 (0:13.40)	0:32.01 (0:10.35)	0:21.66 (0:10.73)	0:10.93 (0:10.93)	0:32.01					
Rank	TAB Horse/Jockey	Barrier	Top Speed [km/h]	Fastest Section	Margin			Distance Travelled [m]			
11	12 SHAKEN MARTINI Samantha Collett	13	69.4 600m	0:10.71 600m	0:47.19 [11] (0:13.95)	0:33.24 [9] (0:10.71)	0:22.53 [10] (0:11.05)	0:11.48 [11] (0:11.48)	2.13L	0:33.24	+3
12	5 DESTINY GUNGHO Damien Thornton	8	70.1 600m	0:10.58 600m	0:47.48 [12] (0:13.50)	0:33.98 [3] (0:10.58)	0:23.40 [5] (0:11.46)	0:11.94 [10] (0:11.94)	1.45L	0:33.98	+6
13	2 READY TO THUNDER Michael Schrapel	10	67.6 600m	0:10.72 600m	0:47.76 [13] (0:14.94)	0:32.82 [13] (0:10.72)	0:22.10 [13] (0:10.82)	0:11.28 [13] (0:11.28)	1.24L	0:32.82	-2

Scratched: Happy Rainbow (#8)

[] Ranking at each section and finish
 -:-:-:- No data available at this section
 NA No data available

SCN Saddle cloth number
 DNF Did not finish
 DNT Did not track



Horse/Jockey Name	Hokusai
Final Rank	1
Fastest Section Time (Section)	0:10.35 (600m)
Top Speed [km/h] (Section)	70.2 (600m)
Race State	Finished



Ipswich QLD Professional

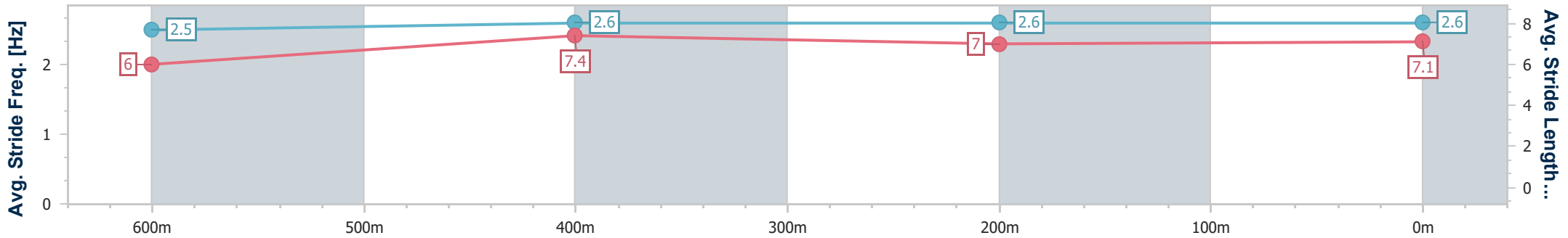
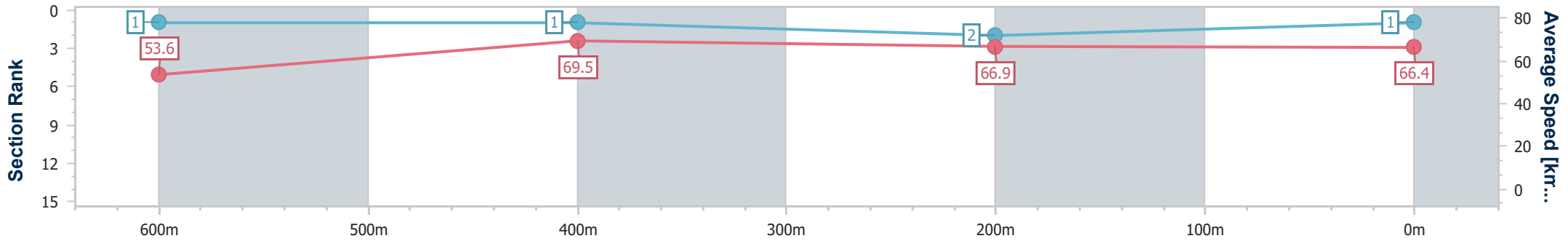
Race 1: QUEENSLAND TAXI BOWLS Maiden Plate - 800m

15 May 2024 - 12:35



Track Rating: Good 4, Weather: Overcast, Rail Position: +4m Entire

Section	Overall	600m	400m	200m
Section Times	0:45.41 [1] (0:13.40)	0:32.01 [1] (0:10.35)	0:21.66 [1] (0:10.76)	0:10.90 [2] (0:10.90)
Average Speed [km/h]	53.6	69.5	66.9	66.4
Top Speed [km/h]	69.9	70.2	68.3	67.4
Avg. Dist. to Rail [m]	8.6	1.9	1.2	1.9
Avg. Stride Freq. [Hz]	2.5	2.6	2.6	2.6
Avg. Stride Length [m]	6.0	7.4	7.0	7.1



- [] Ranking at each section and finish
- .-.- No data available at this section
- NA No data available



Horse/Jockey Name	Kentucky Rose
Final Rank	2
Fastest Section Time (Section)	0:10.34 (600m)
Top Speed [km/h] (Section)	70.5 (600m)
Race State	Finished



Ipswich QLD Professional

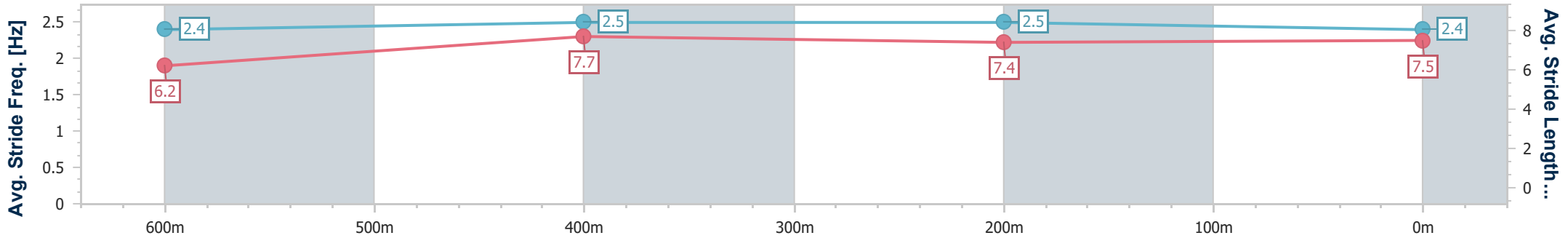
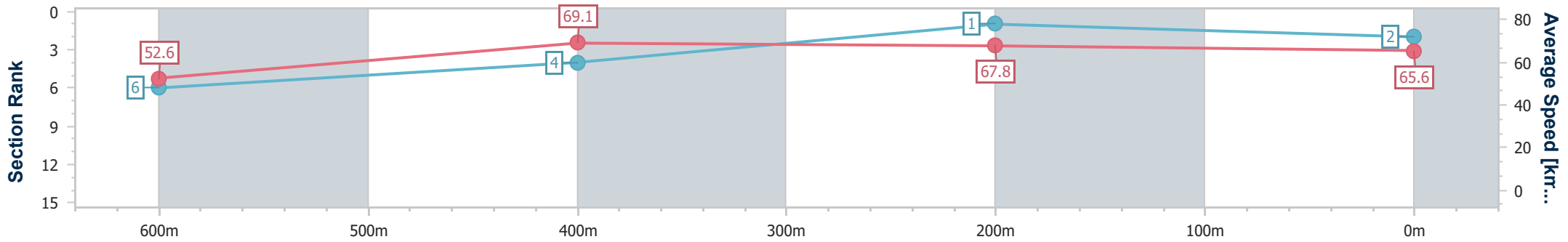
Race 1: QUEENSLAND TAXI BOWLS Maiden Plate - 800m

15 May 2024 - 12:35



Track Rating: Good 4, Weather: Overcast, Rail Position: +4m Entire

Section	Overall	600m	400m	200m
Section Times	0:45.53 [2] (0:13.70)	0:31.83 [6] (0:10.34)	0:21.49 [4] (0:10.44)	0:11.05 [1] (0:11.05)
Average Speed [km/h]	52.6	69.1	67.8	65.6
Top Speed [km/h]	69.7	70.5	68.9	67.7
Avg. Dist. to Rail [m]	1.4	1.5	3.3	2.2
Avg. Stride Freq. [Hz]	2.4	2.5	2.5	2.4
Avg. Stride Length [m]	6.2	7.7	7.4	7.5



- [] Ranking at each section and finish
- .-.- No data available at this section
- NA No data available



Horse/Jockey Name	Loaded Gun
Final Rank	3
Fastest Section Time (Section)	0:10.22 (600m)
Top Speed [km/h] (Section)	72.6 (600m)
Race State	Finished



Ipswich QLD Professional

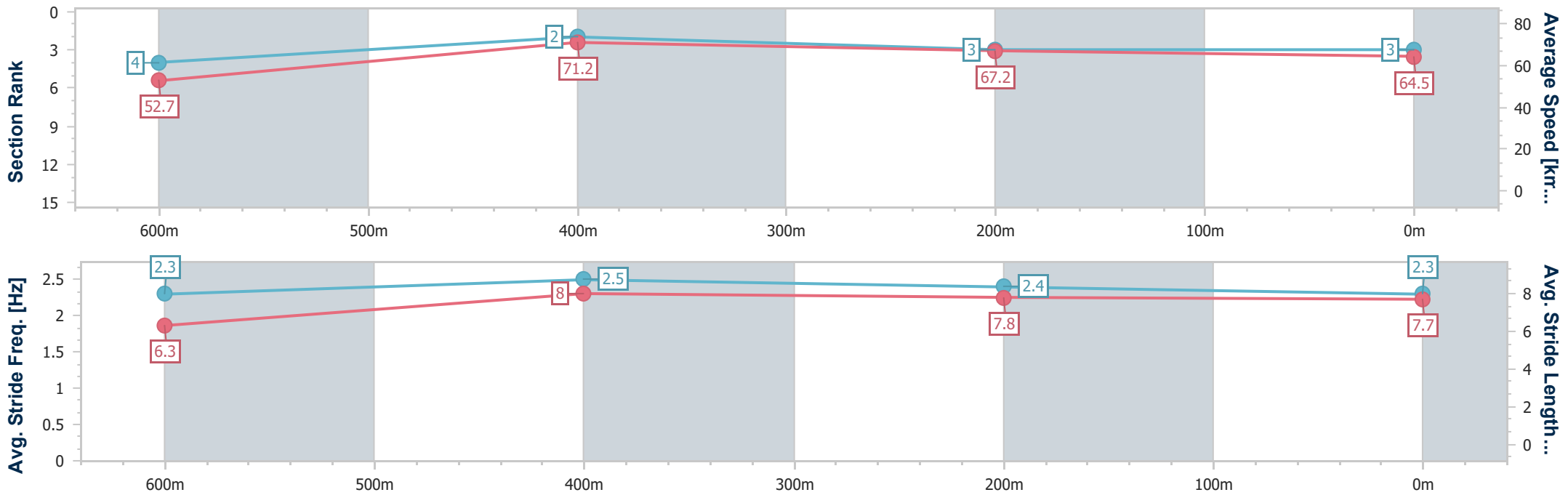
Race 1: QUEENSLAND TAXI BOWLS Maiden Plate - 800m

15 May 2024 - 12:35



Track Rating: Good 4, Weather: Overcast, Rail Position: +4m Entire

Section	Overall	600m	400m	200m
Section Times	0:45.91 [3] (0:13.64)	0:32.27 [4] (0:10.22)	0:22.05 [2] (0:10.81)	0:11.24 [3] (0:11.24)
Average Speed [km/h]	52.7	71.2	67.2	64.5
Top Speed [km/h]	70.6	72.6	69.0	65.9
Avg. Dist. to Rail [m]	7.5	3.0	3.8	5.3
Avg. Stride Freq. [Hz]	2.3	2.5	2.4	2.3
Avg. Stride Length [m]	6.3	8.0	7.8	7.7



- [] Ranking at each section and finish
- .-.- No data available at this section
- NA No data available



Horse/Jockey Name	Tessatori
Final Rank	4
Fastest Section Time (Section)	0:10.34 (600m)
Top Speed [km/h] (Section)	70.3 (600m)
Race State	Finished



Ipswich QLD Professional

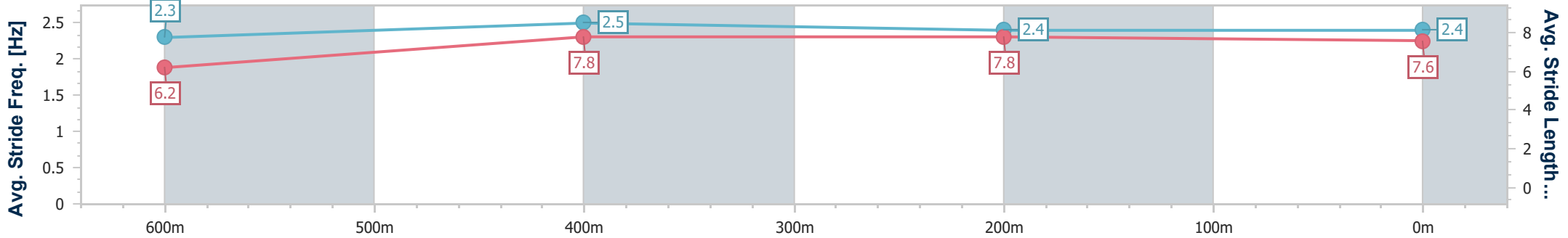
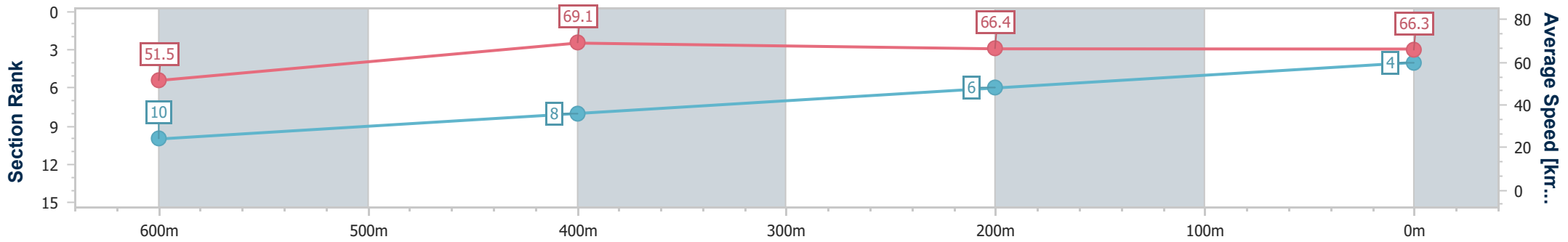
Race 1: QUEENSLAND TAXI BOWLS Maiden Plate - 800m

15 May 2024 - 12:35



Track Rating: Good 4, Weather: Overcast, Rail Position: +4m Entire

Section	Overall	600m	400m	200m
Section Times	0:45.97 [4] (0:14.03)	0:31.94 [10] (0:10.34)	0:21.60 [8] (0:10.74)	0:10.86 [6] (0:10.86)
Average Speed [km/h]	51.5	69.1	66.4	66.3
Top Speed [km/h]	69.2	70.3	67.0	66.7
Avg. Dist. to Rail [m]	2.8	1.9	1.9	0.5
Avg. Stride Freq. [Hz]	2.3	2.5	2.4	2.4
Avg. Stride Length [m]	6.2	7.8	7.8	7.6



- [] Ranking at each section and finish
- .-.- No data available at this section
- NA No data available



Horse/Jockey Name	Tuanaki Creek
Final Rank	5
Fastest Section Time (Section)	0:10.32 (600m)
Top Speed [km/h] (Section)	70.9 (600m)
Race State	Finished



Ipswich QLD Professional

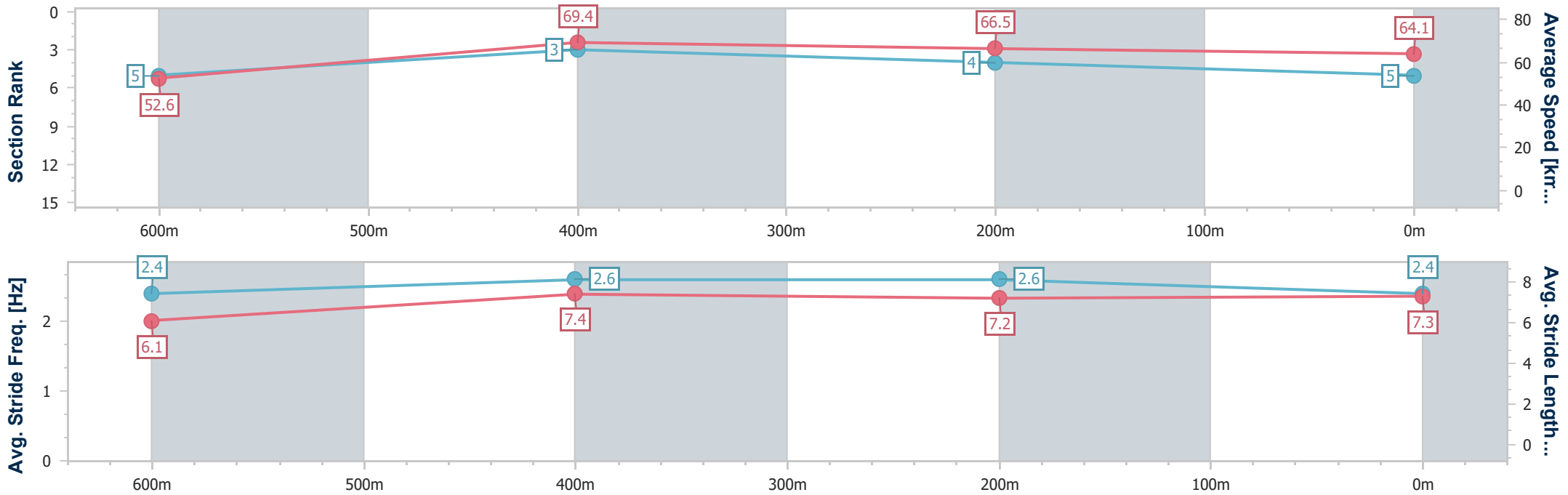
Race 1: QUEENSLAND TAXI BOWLS Maiden Plate - 800m

15 May 2024 - 12:35



Track Rating: Good 4, Weather: Overcast, Rail Position: +4m Entire

Section	Overall	600m	400m	200m
Section Times	0:46.03 [5] (0:13.68)	0:32.35 [5] (0:10.32)	0:22.03 [3] (0:10.74)	0:11.29 [4] (0:11.29)
Average Speed [km/h]	52.6	69.4	66.5	64.1
Top Speed [km/h]	69.1	70.9	67.5	67.5
Avg. Dist. to Rail [m]	3.5	1.5	1.3	1.6
Avg. Stride Freq. [Hz]	2.4	2.6	2.6	2.4
Avg. Stride Length [m]	6.1	7.4	7.2	7.3



- [] Ranking at each section and finish
- .-.- No data available at this section
- NA No data available



Horse/Jockey Name	Starspangle Planet
Final Rank	6
Fastest Section Time (Section)	0:10.45 (600m)
Top Speed [km/h] (Section)	70.0 (600m)
Race State	Finished



Ipswich QLD Professional

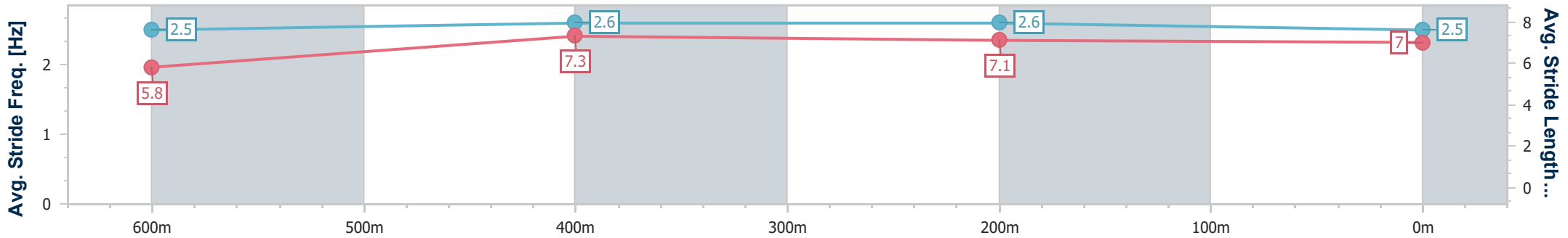
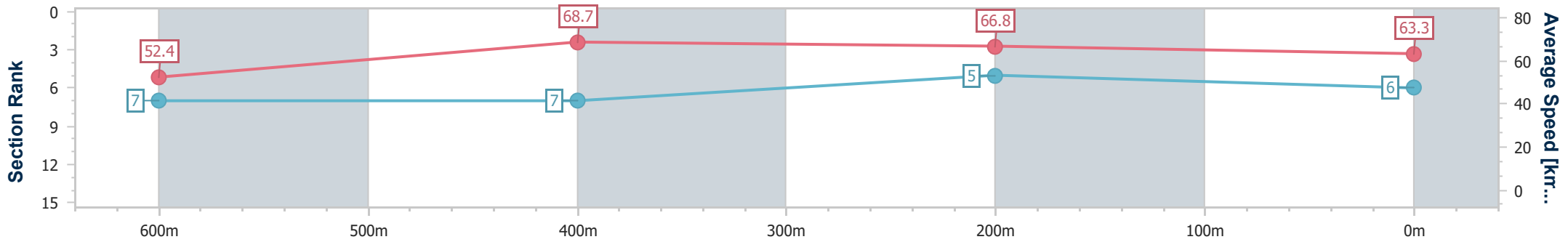
Race 1: QUEENSLAND TAXI BOWLS Maiden Plate - 800m

15 May 2024 - 12:35



Track Rating: Good 4, Weather: Overcast, Rail Position: +4m Entire

Section	Overall	600m	400m	200m
Section Times	0:46.40 [6] (0:13.74)	0:32.66 [7] (0:10.45)	0:22.21 [7] (0:10.82)	0:11.39 [5] (0:11.39)
Average Speed [km/h]	52.4	68.7	66.8	63.3
Top Speed [km/h]	69.5	70.0	67.5	64.9
Avg. Dist. to Rail [m]	4.0	1.2	1.3	2.6
Avg. Stride Freq. [Hz]	2.5	2.6	2.6	2.5
Avg. Stride Length [m]	5.8	7.3	7.1	7.0



- [] Ranking at each section and finish
- .-.- No data available at this section
- NA No data available



Horse/Jockey Name	Star Diamond
Final Rank	7
Fastest Section Time (Section)	0:10.62 (600m)
Top Speed [km/h] (Section)	68.7 (600m)
Race State	Finished



Ipswich QLD Professional

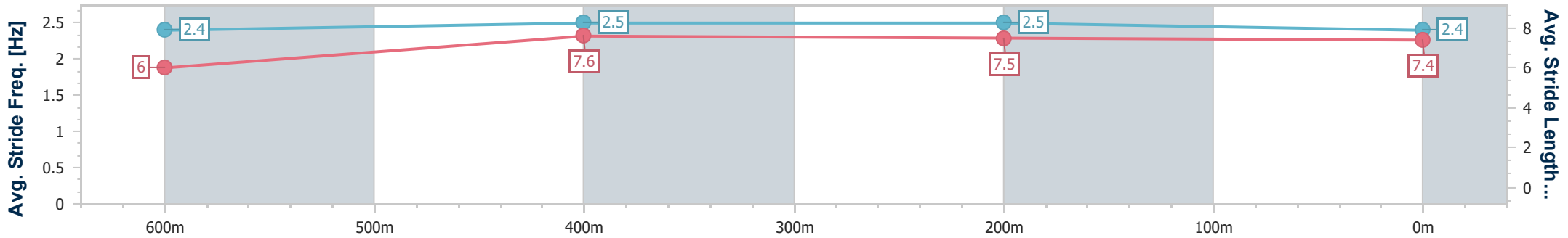
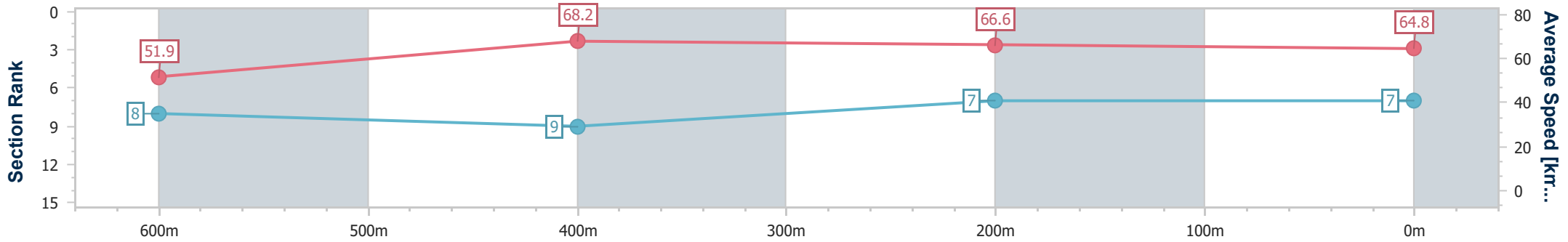
Race 1: QUEENSLAND TAXI BOWLS Maiden Plate - 800m

15 May 2024 - 12:35



Track Rating: Good 4, Weather: Overcast, Rail Position: +4m Entire

Section	Overall	600m	400m	200m
Section Times	0:46.45 [7] (0:13.84)	0:32.61 [8] (0:10.62)	0:21.99 [9] (0:10.83)	0:11.16 [7] (0:11.16)
Average Speed [km/h]	51.9	68.2	66.6	64.8
Top Speed [km/h]	67.8	68.7	67.5	67.5
Avg. Dist. to Rail [m]	3.1	0.9	0.8	3.4
Avg. Stride Freq. [Hz]	2.4	2.5	2.5	2.4
Avg. Stride Length [m]	6.0	7.6	7.5	7.4



- [] Ranking at each section and finish
- .-.- No data available at this section
- NA No data available



Horse/Jockey Name	Anacardium
Final Rank	8
Fastest Section Time (Section)	0:10.59 (600m)
Top Speed [km/h] (Section)	68.7 (600m)
Race State	Finished



Ipswich QLD Professional

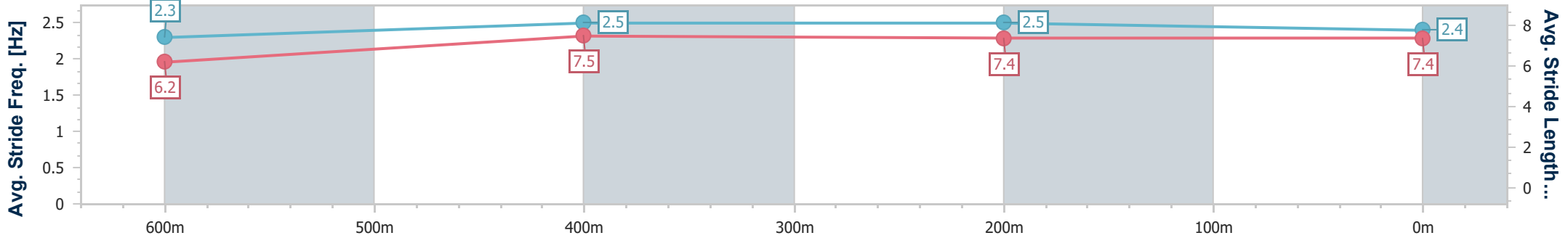
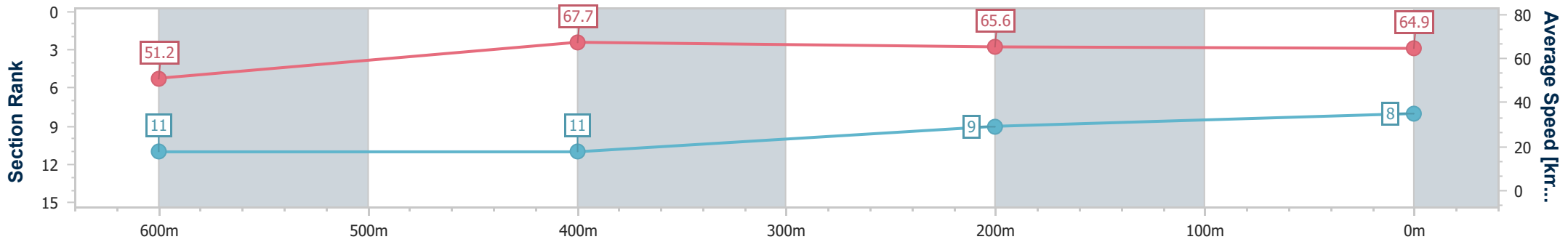
Race 1: QUEENSLAND TAXI BOWLS Maiden Plate - 800m

15 May 2024 - 12:35



Track Rating: Good 4, Weather: Overcast, Rail Position: +4m Entire

Section	Overall	600m	400m	200m
Section Times	0:46.69 [8] (0:14.09)	0:32.60 [11] (0:10.59)	0:22.01 [11] (0:10.86)	0:11.15 [9] (0:11.18)
Average Speed [km/h]	51.2	67.7	65.6	64.9
Top Speed [km/h]	68.6	68.7	67.4	65.2
Avg. Dist. to Rail [m]	7.8	1.2	1.5	0.5
Avg. Stride Freq. [Hz]	2.3	2.5	2.5	2.4
Avg. Stride Length [m]	6.2	7.5	7.4	7.4



- [] Ranking at each section and finish
- .-.-.- No data available at this section
- NA No data available



Horse/Jockey Name	Zephyrz Zoom
Final Rank	9
Fastest Section Time (Section)	0:10.58 (600m)
Top Speed [km/h] (Section)	69.2 (600m)
Race State	Finished



Ipswich QLD Professional

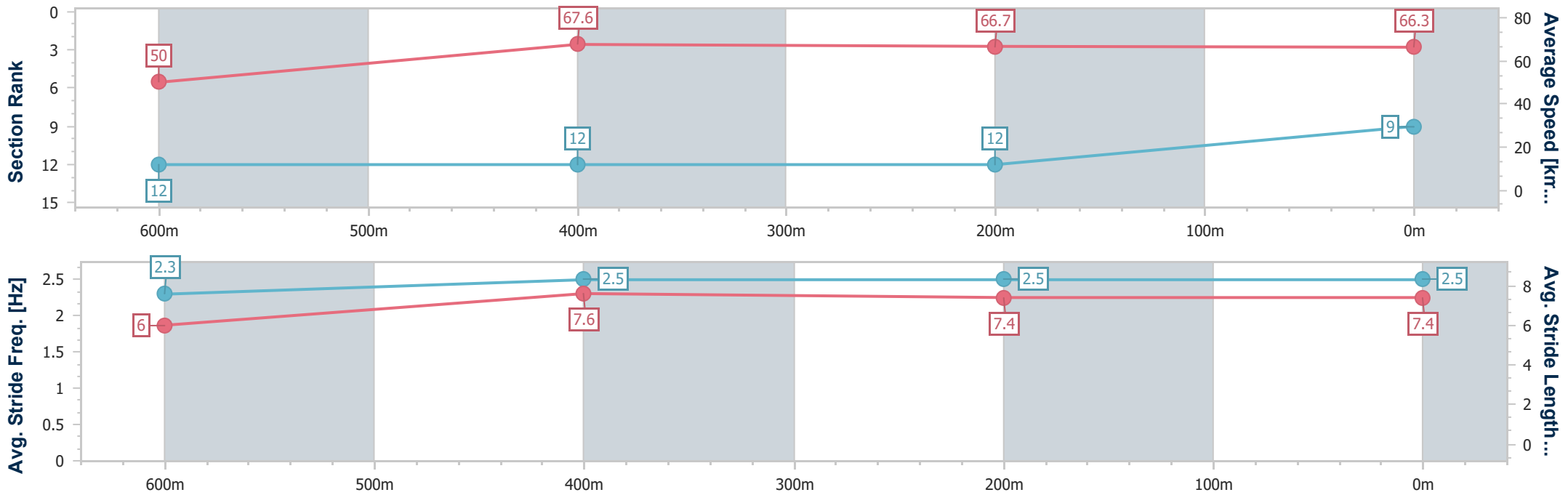
Race 1: QUEENSLAND TAXI BOWLS Maiden Plate - 800m

15 May 2024 - 12:35



Track Rating: Good 4, Weather: Overcast, Rail Position: +4m Entire

Section	Overall	600m	400m	200m
Section Times	0:46.72 [9] (0:14.46)	0:32.26 [12] (0:10.58)	0:21.68 [12] (0:10.73)	0:10.95 [12] (0:10.92)
Average Speed [km/h]	50.0	67.6	66.7	66.3
Top Speed [km/h]	68.9	69.2	67.4	66.9
Avg. Dist. to Rail [m]	9.2	1.5	1.2	1.6
Avg. Stride Freq. [Hz]	2.3	2.5	2.5	2.5
Avg. Stride Length [m]	6.0	7.6	7.4	7.4



- [] Ranking at each section and finish
- .-.- No data available at this section
- NA No data available



Horse/Jockey Name	Has Bean
Final Rank	10
Fastest Section Time (Section)	0:10.62 (600m)
Top Speed [km/h] (Section)	69.3 (600m)
Race State	Finished



Ipswich QLD Professional

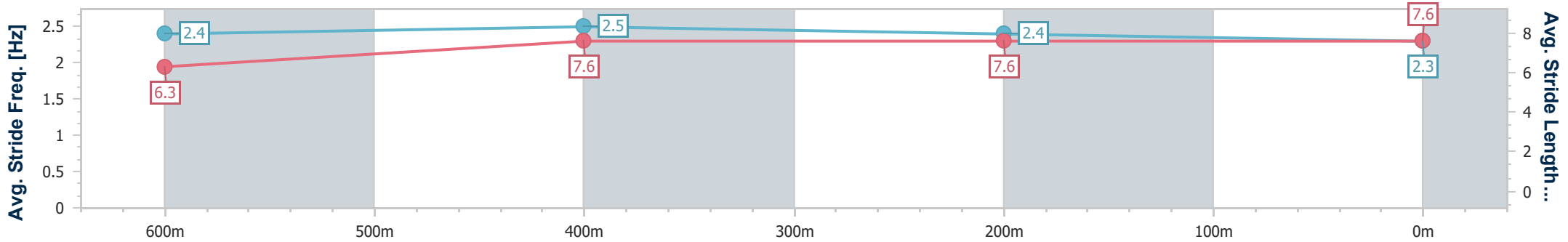
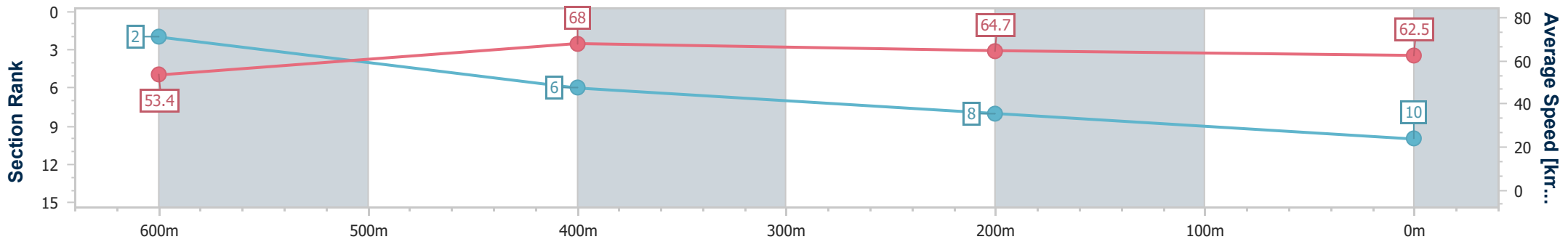
Race 1: QUEENSLAND TAXI BOWLS Maiden Plate - 800m

15 May 2024 - 12:35



Track Rating: Good 4, Weather: Overcast, Rail Position: +4m Entire

Section	Overall	600m	400m	200m
Section Times	0:46.89 [10] (0:13.47)	0:33.42 [2] (0:10.62)	0:22.80 [6] (0:11.24)	0:11.56 [8] (0:11.56)
Average Speed [km/h]	53.4	68.0	64.7	62.5
Top Speed [km/h]	69.2	69.3	66.3	63.5
Avg. Dist. to Rail [m]	6.4	1.8	3.0	5.2
Avg. Stride Freq. [Hz]	2.4	2.5	2.4	2.3
Avg. Stride Length [m]	6.3	7.6	7.6	7.6



- [] Ranking at each section and finish
- .-.- No data available at this section
- NA No data available



Horse/Jockey Name	Shaken Martini
Final Rank	11
Fastest Section Time (Section)	0:10.71 (600m)
Top Speed [km/h] (Section)	69.4 (600m)
Race State	Finished



Ipswich QLD Professional

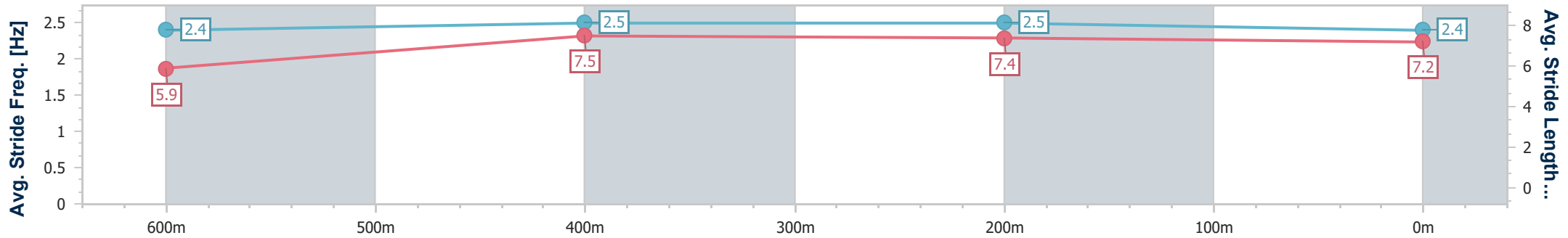
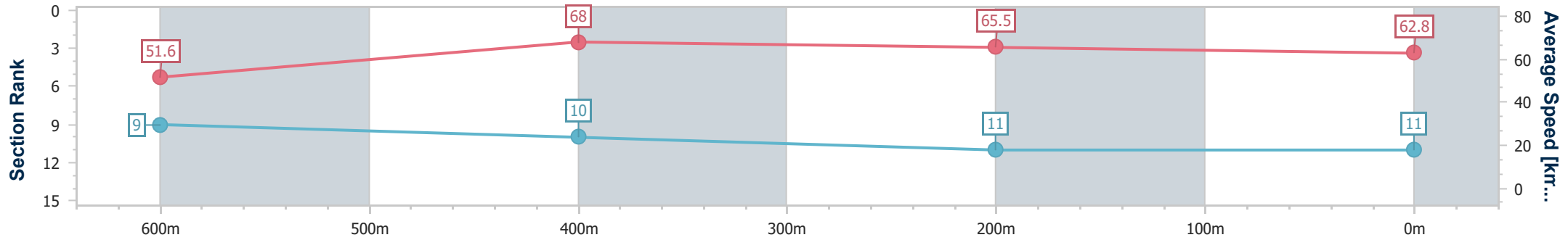
Race 1: QUEENSLAND TAXI BOWLS Maiden Plate - 800m

15 May 2024 - 12:35



Track Rating: Good 4, Weather: Overcast, Rail Position: +4m Entire

Section	Overall	600m	400m	200m
Section Times	0:47.19 [11] (0:13.95)	0:33.24 [9] (0:10.71)	0:22.53 [10] (0:11.05)	0:11.48 [11] (0:11.48)
Average Speed [km/h]	51.6	68.0	65.5	62.8
Top Speed [km/h]	67.7	69.4	65.8	65.3
Avg. Dist. to Rail [m]	10.8	3.2	1.4	2.7
Avg. Stride Freq. [Hz]	2.4	2.5	2.5	2.4
Avg. Stride Length [m]	5.9	7.5	7.4	7.2



- [] Ranking at each section and finish
- .-.- No data available at this section
- NA No data available



Horse/Jockey Name	Destiny Gungho
Final Rank	12
Fastest Section Time (Section)	0:10.58 (600m)
Top Speed [km/h] (Section)	70.1 (600m)
Race State	Finished



Ipswich QLD Professional

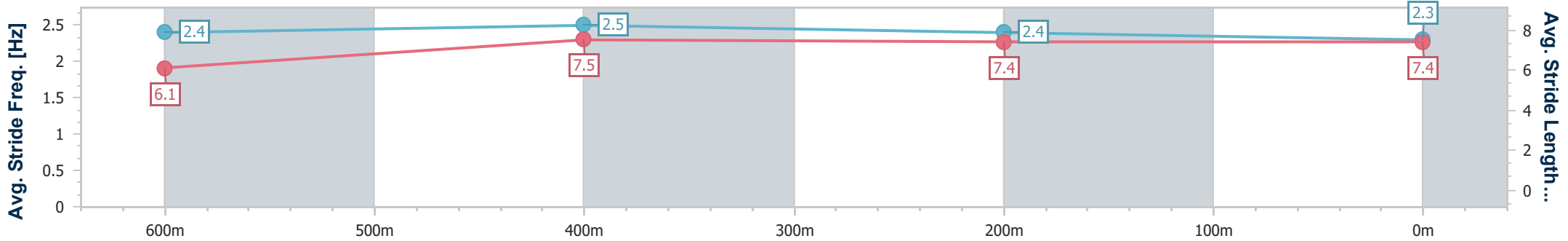
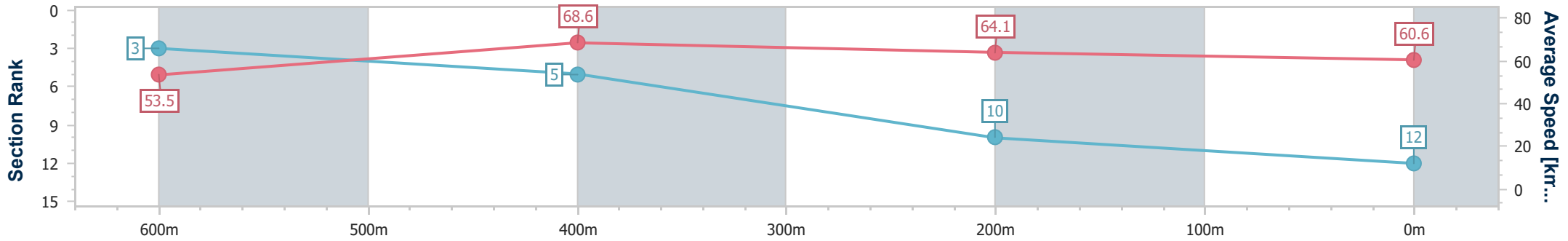
Race 1: QUEENSLAND TAXI BOWLS Maiden Plate - 800m

15 May 2024 - 12:35



Track Rating: Good 4, Weather: Overcast, Rail Position: +4m Entire

Section	Overall	600m	400m	200m
Section Times	0:47.48 [12] (0:13.50)	0:33.98 [3] (0:10.58)	0:23.40 [5] (0:11.46)	0:11.94 [10] (0:11.94)
Average Speed [km/h]	53.5	68.6	64.1	60.6
Top Speed [km/h]	69.6	70.1	66.8	62.7
Avg. Dist. to Rail [m]	8.5	3.7	6.5	7.2
Avg. Stride Freq. [Hz]	2.4	2.5	2.4	2.3
Avg. Stride Length [m]	6.1	7.5	7.4	7.4



- [] Ranking at each section and finish
- .-.- No data available at this section
- NA No data available



Horse/Jockey Name	Ready To Thunder
Final Rank	13
Fastest Section Time (Section)	0:10.72 (600m)
Top Speed [km/h] (Section)	67.6 (600m)
Race State	Finished



Ipswich QLD Professional

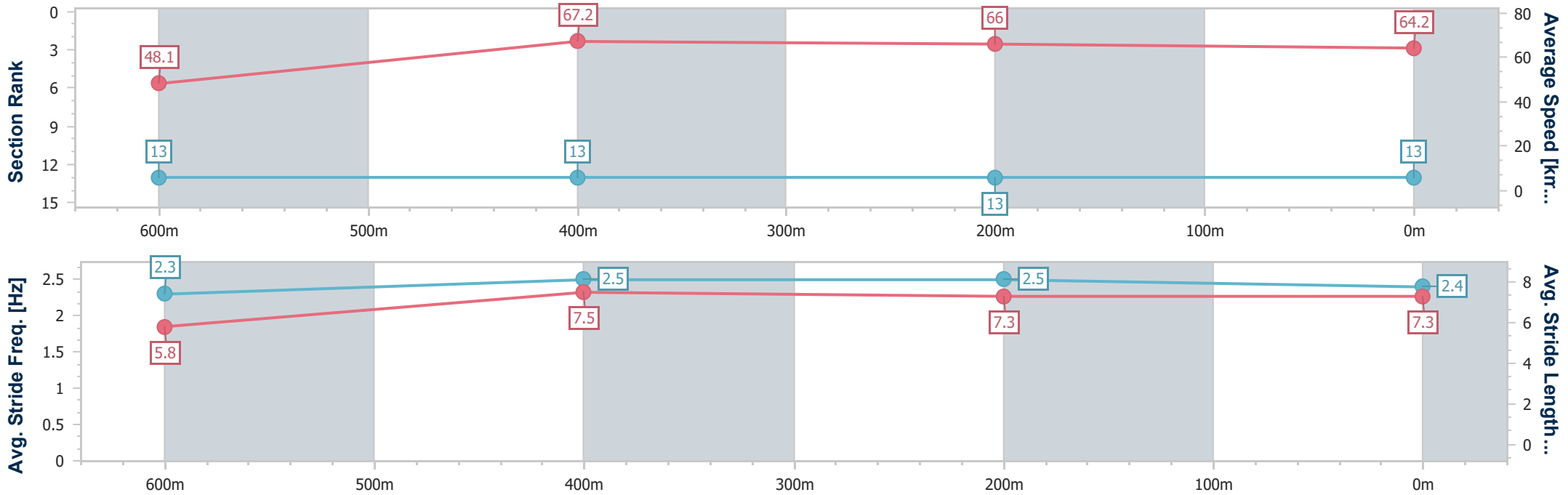
Race 1: QUEENSLAND TAXI BOWLS Maiden Plate - 800m

15 May 2024 - 12:35



Track Rating: Good 4, Weather: Overcast, Rail Position: +4m Entire

Section	Overall	600m	400m	200m
Section Times	0:47.76 [13] (0:14.94)	0:32.82 [13] (0:10.72)	0:22.10 [13] (0:10.82)	0:11.28 [13] (0:11.28)
Average Speed [km/h]	48.1	67.2	66.0	64.2
Top Speed [km/h]	65.3	67.6	67.4	65.6
Avg. Dist. to Rail [m]	8.2	2.0	1.4	0.9
Avg. Stride Freq. [Hz]	2.3	2.5	2.5	2.4
Avg. Stride Length [m]	5.8	7.5	7.3	7.3



- [] Ranking at each section and finish
- .-.- No data available at this section
- NA No data available

Track Rating: Good 4, Weather: Overcast, Rail Position: +4m Entire

Section													Overall	1400m	1200m	1000m	800m	600m	400m	Last 600m
Field Times													1:41.62 (0:18.72)	1:22.90 (0:11.33)	1:11.57 (0:11.77)	0:59.80 (0:11.80)	0:48.00 (0:11.67)	0:36.33 (0:11.94)	0:24.39 (0:12.21)	0:36.33
Rank	TAB	Horse/Jockey	Barrier	Top Speed [km/h]	Fastest Section													Distance Travelled [m]		
1	3	KENYADA James Orman	4	65.8 200m	0:11.37 1400m	1:41.62 [1] (0:19.05)	1:22.57 [5] (0:11.37)	1:11.20 [4] (0:11.69)	0:59.51 [3] (0:11.81)	0:47.70 [4] (0:11.63)	0:36.07 [4] (0:11.81)	0:24.26 [2] (0:12.08)	0:36.07							
2	5	ARTFUL GIRL Marnu Potgieter	10	63.3 1200m	0:11.68 800m	1:42.21 [2] (0:19.53)	1:22.68 [10] (0:11.70)	1:10.98 [11] (0:11.72)	0:59.26 [11] (0:11.89)	0:47.37 [11] (0:11.68)	0:35.69 [10] (0:11.76)	0:23.93 [10] (0:11.94)	0:35.69	+11						
3	9	VANCITY Jason Taylor	2	64.2 Overall	0:11.48 1400m	1:42.34 [3] (0:19.36)	1:22.98 [9] (0:11.48)	1:11.50 [7] (0:11.69)	0:59.81 [7] (0:11.80)	0:48.01 [7] (0:11.61)	0:36.40 [7] (0:11.90)	0:24.50 [5] (0:12.14)	0:36.40	+1						
4	13	CLASSIQUE GAL Angela Jones	3	63.7 Overall	0:11.60 1400m	1:42.39 [4] (0:19.61)	1:22.78 [11] (0:11.60)	1:11.18 [10] (0:11.71)	0:59.47 [10] (0:11.89)	0:47.58 [10] (0:11.75)	0:35.83 [11] (0:11.90)	0:23.93 [12] (0:11.98)	0:35.83	+5						
5	1	COLLEAGUES Ryan Maloney	11	63.4 1200m	0:11.68 800m	1:42.49 [5] (0:19.22)	1:23.27 [7] (0:11.77)	1:11.50 [9] (0:11.71)	0:59.79 [9] (0:11.83)	0:47.96 [9] (0:11.68)	0:36.28 [9] (0:11.85)	0:24.43 [7] (0:12.16)	0:36.28	+9						
6	7	BRINGME Karl Zechner	9	63.1 1400m	0:11.68 1400m	1:42.50 [6] (0:19.75)	1:22.75 [12] (0:11.68)	1:11.07 [12] (0:11.70)	0:59.37 [12] (0:11.82)	0:47.55 [12] (0:11.70)	0:35.85 [12] (0:11.77)	0:24.08 [11] (0:12.07)	0:35.85	+12						
7	6	MISS CHENERY Mark Du Plessis	1	65.3 Overall	0:11.33 1400m	1:42.52 [7] (0:18.72)	1:23.80 [1] (0:11.33)	1:12.47 [1] (0:11.77)	1:00.70 [1] (0:11.80)	0:48.90 [1] (0:11.67)	0:37.23 [1] (0:11.94)	0:25.29 [1] (0:12.36)	0:37.23	-1						
8	8	REDENTE CHOICE Robbie Dolan	5	64.2 Overall	0:11.53 1400m	1:42.58 [8] (0:19.00)	1:23.58 [4] (0:11.53)	1:12.05 [5] (0:11.79)	1:00.26 [5] (0:11.89)	0:48.37 [5] (0:11.68)	0:36.69 [5] (0:12.00)	0:24.69 [6] (0:12.28)	0:36.69	+8						
9	11	OSAKA MISS Michael Cahill	13	63.5 Overall	0:11.60 1400m	1:42.76 [9] (0:19.90)	1:22.86 [13] (0:11.60)	1:11.26 [13] (0:11.67)	0:59.59 [13] (0:11.83)	0:47.76 [13] (0:11.72)	0:36.04 [13] (0:11.86)	0:24.18 [13] (0:11.91)	0:36.04	+3						
10	2	BETTER NOT BITTER Noriyuki Masuda	8	64.7 Overall	0:11.62 1400m	1:43.35 [10] (0:19.28)	1:24.07 [8] (0:11.62)	1:12.45 [8] (0:11.70)	1:00.75 [8] (0:11.84)	0:48.91 [8] (0:11.76)	0:37.15 [8] (0:12.01)	0:25.14 [9] (0:12.24)	0:37.15	+5						



Ipswich QLD Professional
Race 2: GRASON PARK Class 3 Handicap (4YO only QTIS bonuses applicable) - 1680m
15 May 2024 - 13:08



Track Rating: Good 4, Weather: Overcast, Rail Position: +4m Entire

Section		Overall	1400m	1200m	1000m	800m	600m	400m	Last 600m
Field Times		1:41.62 (0:18.72)	1:22.90 (0:11.33)	1:11.57 (0:11.77)	0:59.80 (0:11.80)	0:48.00 (0:11.67)	0:36.33 (0:11.94)	0:24.39 (0:12.21)	0:36.33

Rank	TAB	Horse/Jockey	Barrier	Top Speed [km/h]	Fastest Section	Overall	1400m	1200m	1000m	800m	600m	400m	Last 600m	Distance Travelled [m]
11	4	RED DEFCON Cejay Graham	12	66.1 Overall	0:11.46 1400m	1:43.41 [11] (0:18.94)	1:24.47 [3] (0:11.46)	1:13.01 [3] (0:11.82)	1:01.19 [4] (0:11.68)	0:49.51 [3] (0:11.58)	0:37.93 [2] (0:11.95)	0:25.98 [3] (0:12.48)	0:37.93	+9
12	12	LASQUETI BOOM Samantha Collett	6	65.1 1400m	0:11.38 1400m	1:43.97 [12] (0:18.84)	1:25.13 [2] (0:11.38)	1:13.75 [2] (0:11.81)	1:01.94 [2] (0:11.76)	0:50.18 [2] (0:11.71)	0:38.47 [3] (0:12.17)	0:26.30 [4] (0:12.87)	0:38.47	+6
13	10	ELLE MAGIC Damien Thornton	7	64.0 Overall	0:11.57 1400m	1:45.99 [13] (0:19.13)	1:26.86 [6] (0:11.57)	1:15.29 [6] (0:11.73)	1:03.56 [6] (0:11.83)	0:51.73 [6] (0:11.63)	0:40.10 [5] (0:12.20)	0:27.90 [8] (0:13.14)	0:40.10	+14

[] Ranking at each section and finish
 -:-:-:- No data available at this section
 NA No data available

SCN Saddle cloth number
 DNF Did not finish
 DNT Did not track

Track Rating: Good 4, Weather: Overcast, Rail Position: +4m Entire

Section				200m				Last 600m		
Field Times				0:12.18 (0:12.18)				0:36.33		
Rank	TAB	Horse/Jockey	Barrier	Top Speed [km/h]	Fastest Section	Margin			Distance Travelled [m]	
1	3	KENYADA James Orman	4	65.8 200m	0:11.37 1400m	0:12.18 [1] (0:12.18)	1:41.62		0:36.07	
2	5	ARTFUL GIRL Marnu Potgieter	10	63.3 1200m	0:11.68 800m	0:11.99 [7] (0:11.99)	0.59L		0:35.69	+11
3	9	VANCITY Jason Taylor	2	64.2 Overall	0:11.48 1400m	0:12.36 [4] (0:12.36)	0.13L		0:36.40	+1
4	13	CLASSIQUE GAL Angela Jones	3	63.7 Overall	0:11.60 1400m	0:11.95 [8] (0:11.95)	0.05L		0:35.83	+5
5	1	COLLEAGUES Ryan Maloney	11	63.4 1200m	0:11.68 800m	0:12.27 [6] (0:12.27)	0.1L		0:36.28	+9
6	7	BRINGME Karl Zechner	9	63.1 1400m	0:11.68 1400m	0:12.01 [10] (0:12.01)	0.01L		0:35.85	+12
7	6	MISS CHENERY Mark Du Plessis	1	65.3 Overall	0:11.33 1400m	0:12.93 [2] (0:12.93)	0.02L		0:37.23	-1
8	8	REDENTE CHOICE Robbie Dolan	5	64.2 Overall	0:11.53 1400m	0:12.41 [5] (0:12.41)	0.06L		0:36.69	+8
9	11	OSAKA MISS Michael Cahill	13	63.5 Overall	0:11.60 1400m	0:12.27 [11] (0:12.27)	0.18L		0:36.04	+3
10	2	BETTER NOT BITTER Noriyuki Masuda	8	64.7 Overall	0:11.62 1400m	0:12.90 [9] (0:12.90)	0.59L		0:37.15	+5



Ipswich QLD Professional
Race 2: GRASON PARK Class 3 Handicap (4YO only QTIS bonuses applicable) - 1680m
15 May 2024 - 13:08



Track Rating: Good 4, Weather: Overcast, Rail Position: +4m Entire

Section				200m				Last 600m		
Field Times				0:12.18 (0:12.18)				0:36.33		
Rank	TAB	Horse/Jockey	Barrier	Top Speed [km/h]	Fastest Section	Margin			Distance Travelled [m]	
11	4	RED DEFCON	12	66.1	0:11.46	0:13.50 [3]	0.06L		0:37.93	+9
		Cejay Graham		Overall	1400m	(0:13.50)				
12	12	LASQUETI BOOM	6	65.1	0:11.38	0:13.43 [12]	0.56L		0:38.47	+6
		Samantha Collett		1400m	1400m	(0:13.43)				
13	10	ELLE MAGIC	7	64.0	0:11.57	0:14.76 [13]	2.02L		0:40.10	+14
		Damien Thornton		Overall	1400m	(0:14.76)				



Horse/Jockey Name	Kenyada
Final Rank	1
Fastest Section Time (Section)	0:11.37 (1400m)
Top Speed [km/h] (Section)	65.8 (200m)
Race State	Finished



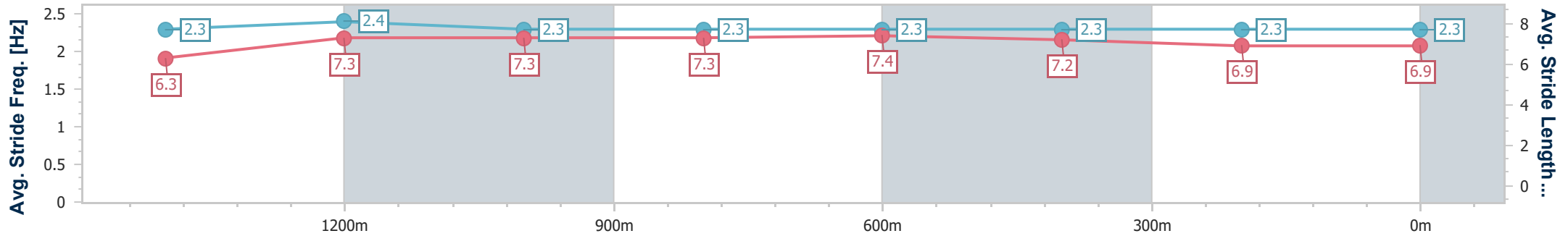
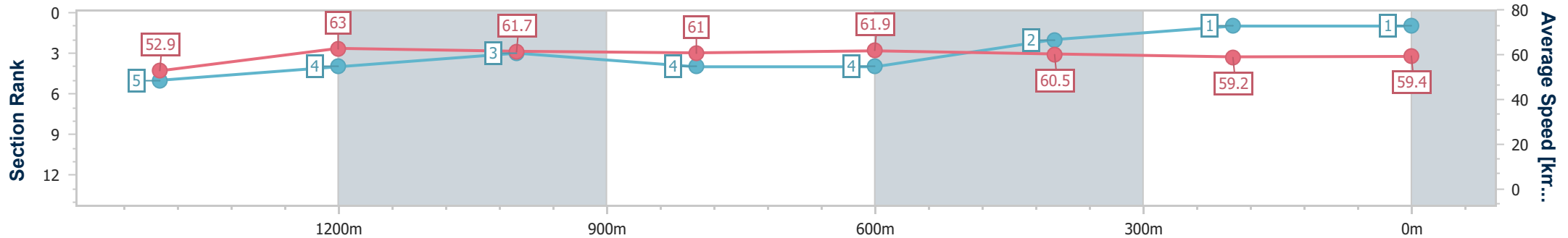
Ipswich QLD Professional
 Race 2: GRASON PARK Class 3 Handicap (4YO only QTIS
 bonuses applicable) - 1680m



15 May 2024 - 13:08

Track Rating: Good 4, Weather: Overcast, Rail Position: +4m Entire

Section	Overall	1400m	1200m	1000m	800m	600m	400m	200m
Section Times	1:41.62 [1] (0:19.05)	1:22.57 [5] (0:11.37)	1:11.20 [4] (0:11.69)	0:59.51 [3] (0:11.81)	0:47.70 [4] (0:11.63)	0:36.07 [4] (0:11.81)	0:24.26 [2] (0:12.08)	0:12.18 [1] (0:12.18)
Average Speed [km/h]	52.9	63.0	61.7	61.0	61.9	60.5	59.2	59.4
Top Speed [km/h]	64.1	64.0	63.0	61.5	62.4	61.9	61.3	65.8
Avg. Dist. to Rail [m]	2.7	0.5	0.3	0.8	0.6	1.2	1.6	3.0
Avg. Stride Freq. [Hz]	2.3	2.4	2.3	2.3	2.3	2.3	2.3	2.3
Avg. Stride Length [m]	6.3	7.3	7.3	7.3	7.4	7.2	6.9	6.9



- [] Ranking at each section and finish
- .-.- No data available at this section
- NA No data available



Horse/Jockey Name	Artful Girl
Final Rank	2
Fastest Section Time (Section)	0:11.68 (800m)
Top Speed [km/h] (Section)	63.3 (1200m)
Race State	Finished



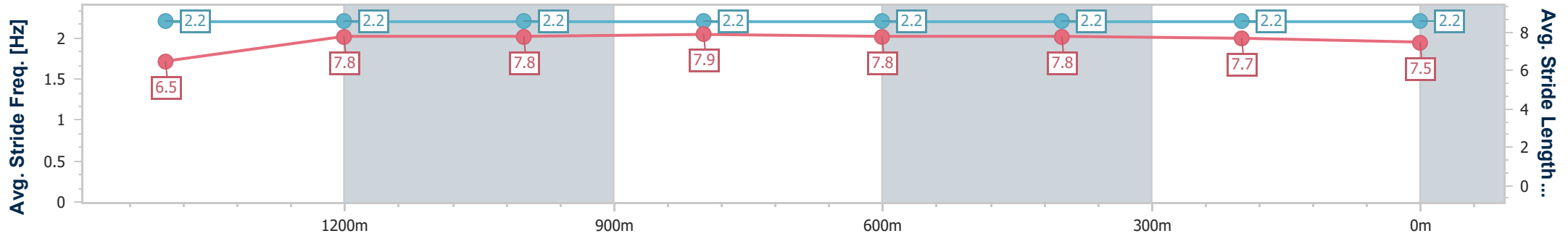
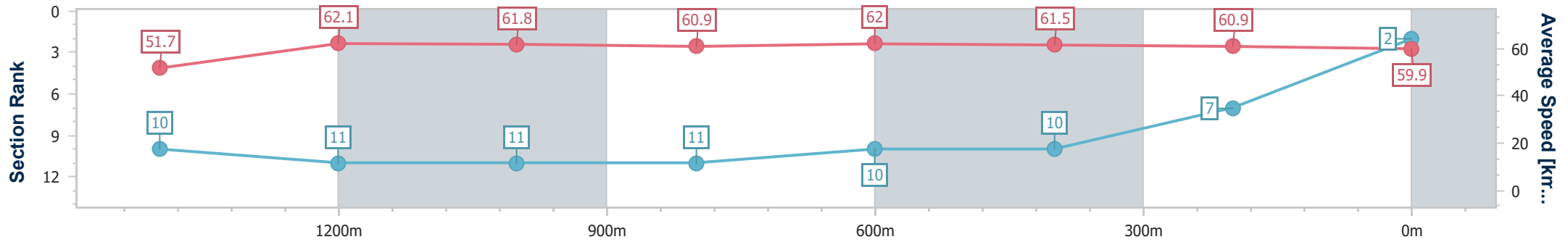
Ipswich QLD Professional
 Race 2: GRASON PARK Class 3 Handicap (4YO only QTIS
 bonuses applicable) - 1680m



15 May 2024 - 13:08

Track Rating: Good 4, Weather: Overcast, Rail Position: +4m Entire

Section	Overall	1400m	1200m	1000m	800m	600m	400m	200m
Section Times	1:42.21 [2] (0:19.53)	1:22.68 [10] (0:11.70)	1:10.98 [11] (0:11.72)	0:59.26 [11] (0:11.89)	0:47.37 [11] (0:11.68)	0:35.69 [10] (0:11.76)	0:23.93 [10] (0:11.94)	0:11.99 [7] (0:11.99)
Average Speed [km/h]	51.7	62.1	61.8	60.9	62.0	61.5	60.9	59.9
Top Speed [km/h]	63.2	63.1	63.3	62.1	62.9	62.5	61.9	61.1
Avg. Dist. to Rail [m]	7.4	2.1	1.9	1.8	1.1	1.1	3.5	6.0
Avg. Stride Freq. [Hz]	2.2	2.2	2.2	2.2	2.2	2.2	2.2	2.2
Avg. Stride Length [m]	6.5	7.8	7.8	7.9	7.8	7.8	7.7	7.5



- [] Ranking at each section and finish
- .-.- No data available at this section
- NA No data available



Horse/Jockey Name	Vancity
Final Rank	3
Fastest Section Time (Section)	0:11.48 (1400m)
Top Speed [km/h] (Section)	64.2 (Overall)
Race State	Finished



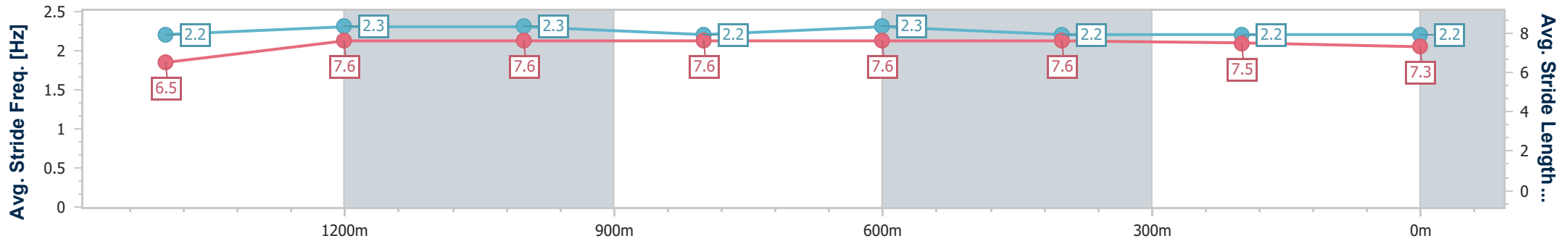
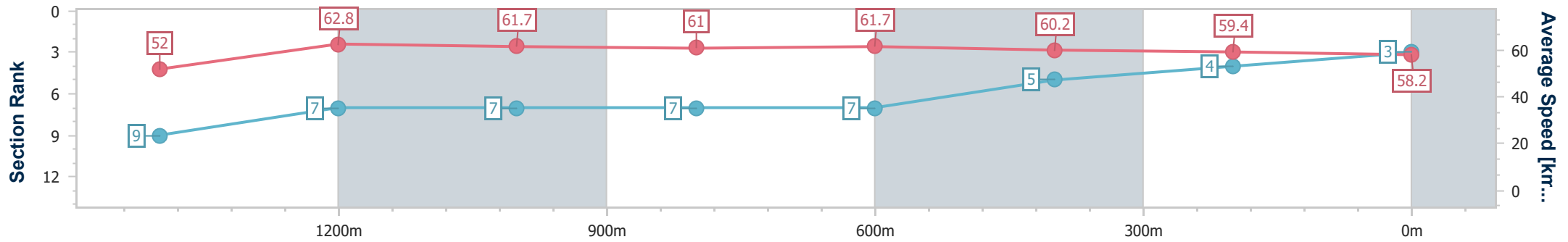
Ipswich QLD Professional
 Race 2: GRASON PARK Class 3 Handicap (4YO only QTIS
 bonuses applicable) - 1680m



15 May 2024 - 13:08

Track Rating: Good 4, Weather: Overcast, Rail Position: +4m Entire

Section	Overall	1400m	1200m	1000m	800m	600m	400m	200m
Section Times	1:42.34 [3] (0:19.36)	1:22.98 [9] (0:11.48)	1:11.50 [7] (0:11.69)	0:59.81 [7] (0:11.80)	0:48.01 [7] (0:11.61)	0:36.40 [7] (0:11.90)	0:24.50 [5] (0:12.14)	0:12.36 [4] (0:12.36)
Average Speed [km/h]	52.0	62.8	61.7	61.0	61.7	60.2	59.4	58.2
Top Speed [km/h]	64.2	63.7	62.8	61.6	62.6	61.4	59.9	59.8
Avg. Dist. to Rail [m]	1.4	0.1	0.2	0.2	0.5	0.7	1.7	3.5
Avg. Stride Freq. [Hz]	2.2	2.3	2.3	2.2	2.3	2.2	2.2	2.2
Avg. Stride Length [m]	6.5	7.6	7.6	7.6	7.6	7.6	7.5	7.3



- [] Ranking at each section and finish
- .-.- No data available at this section
- NA No data available



Horse/Jockey Name	Classique Gal
Final Rank	4
Fastest Section Time (Section)	0:11.60 (1400m)
Top Speed [km/h] (Section)	63.7 (Overall)
Race State	Finished



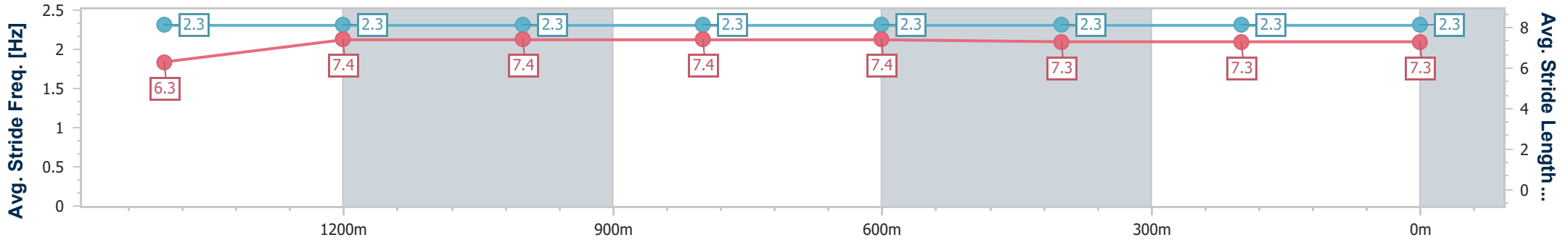
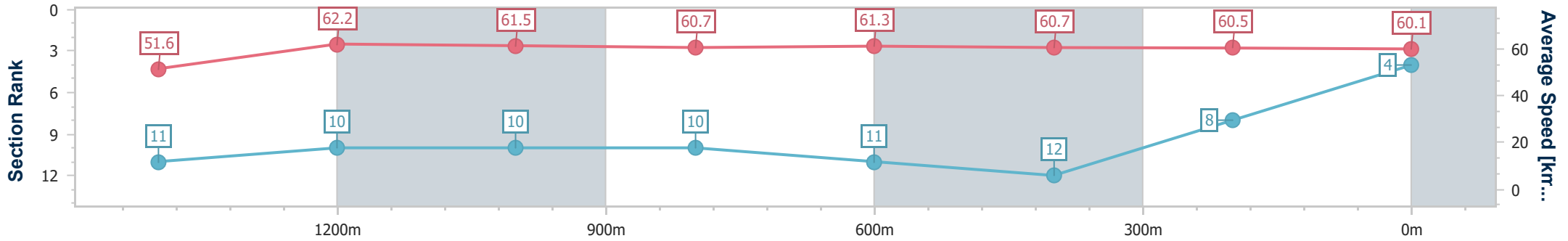
Ipswich QLD Professional
 Race 2: GRASON PARK Class 3 Handicap (4YO only QTIS
 bonuses applicable) - 1680m



15 May 2024 - 13:08

Track Rating: Good 4, Weather: Overcast, Rail Position: +4m Entire

Section	Overall	1400m	1200m	1000m	800m	600m	400m	200m
Section Times	1:42.39 [4] (0:19.61)	1:22.78 [11] (0:11.60)	1:11.18 [10] (0:11.71)	0:59.47 [10] (0:11.89)	0:47.58 [10] (0:11.75)	0:35.83 [11] (0:11.90)	0:23.93 [12] (0:11.98)	0:11.95 [8] (0:11.95)
Average Speed [km/h]	51.6	62.2	61.5	60.7	61.3	60.7	60.5	60.1
Top Speed [km/h]	63.7	63.5	62.3	61.8	62.1	61.8	61.0	61.0
Avg. Dist. to Rail [m]	2.5	0.8	0.6	0.5	0.2	0.6	2.4	6.9
Avg. Stride Freq. [Hz]	2.3	2.3	2.3	2.3	2.3	2.3	2.3	2.3
Avg. Stride Length [m]	6.3	7.4	7.4	7.4	7.4	7.3	7.3	7.3



- [] Ranking at each section and finish
- .-.- No data available at this section
- NA No data available



Horse/Jockey Name	Colleagues
Final Rank	5
Fastest Section Time (Section)	0:11.68 (800m)
Top Speed [km/h] (Section)	63.4 (1200m)
Race State	Finished



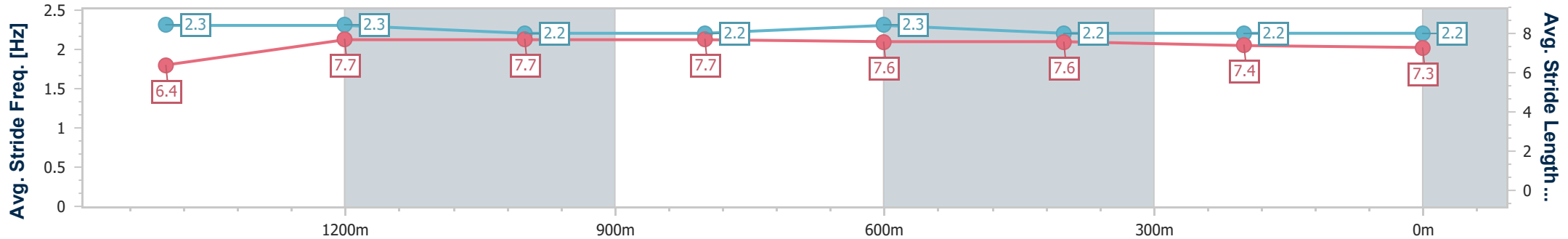
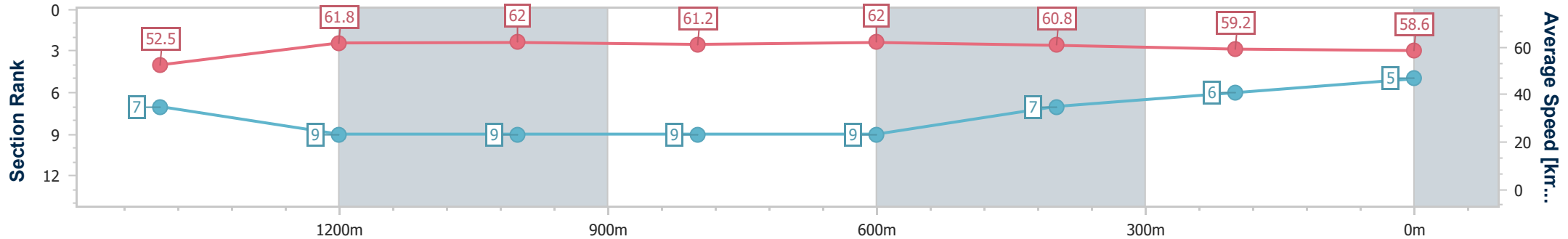
Ipswich QLD Professional
 Race 2: GRASON PARK Class 3 Handicap (4YO only QTIS
 bonuses applicable) - 1680m



15 May 2024 - 13:08

Track Rating: Good 4, Weather: Overcast, Rail Position: +4m Entire

Section	Overall	1400m	1200m	1000m	800m	600m	400m	200m
Section Times	1:42.49 [5] (0:19.22)	1:23.27 [7] (0:11.77)	1:11.50 [9] (0:11.71)	0:59.79 [9] (0:11.83)	0:47.96 [9] (0:11.68)	0:36.28 [9] (0:11.85)	0:24.43 [7] (0:12.16)	0:12.27 [6] (0:12.27)
Average Speed [km/h]	52.5	61.8	62.0	61.2	62.0	60.8	59.2	58.6
Top Speed [km/h]	63.1	62.9	63.4	62.1	62.7	62.7	61.0	60.2
Avg. Dist. to Rail [m]	7.7	2.7	2.0	1.9	1.1	0.5	0.6	1.3
Avg. Stride Freq. [Hz]	2.3	2.3	2.2	2.2	2.3	2.2	2.2	2.2
Avg. Stride Length [m]	6.4	7.7	7.7	7.7	7.6	7.6	7.4	7.3



- [] Ranking at each section and finish
- .-.- No data available at this section
- NA No data available



Horse/Jockey Name	Bringme
Final Rank	6
Fastest Section Time (Section)	0:11.68 (1400m)
Top Speed [km/h] (Section)	63.1 (1400m)
Race State	Finished



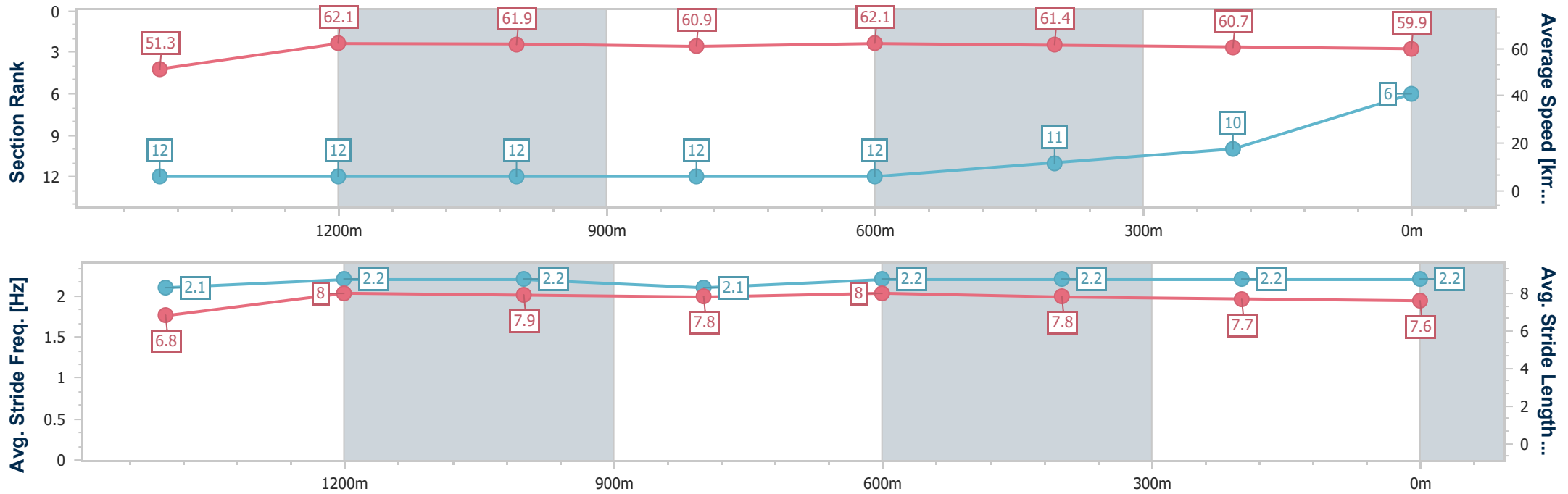
Ipswich QLD Professional
 Race 2: GRASON PARK Class 3 Handicap (4YO only QTIS
 bonuses applicable) - 1680m



15 May 2024 - 13:08

Track Rating: Good 4, Weather: Overcast, Rail Position: +4m Entire

Section	Overall	1400m	1200m	1000m	800m	600m	400m	200m
Section Times	1:42.50 [6] (0:19.75)	1:22.75 [12] (0:11.68)	1:11.07 [12] (0:11.70)	0:59.37 [12] (0:11.82)	0:47.55 [12] (0:11.70)	0:35.85 [12] (0:11.77)	0:24.08 [11] (0:12.07)	0:12.01 [10] (0:12.01)
Average Speed [km/h]	51.3	62.1	61.9	60.9	62.1	61.4	60.7	59.9
Top Speed [km/h]	63.0	63.1	63.0	62.8	62.8	62.4	61.3	61.1
Avg. Dist. to Rail [m]	6.0	1.6	1.6	1.6	1.0	1.2	4.9	8.8
Avg. Stride Freq. [Hz]	2.1	2.2	2.2	2.1	2.2	2.2	2.2	2.2
Avg. Stride Length [m]	6.8	8.0	7.9	7.8	8.0	7.8	7.7	7.6



- [] Ranking at each section and finish
- .-.- No data available at this section
- NA No data available



Horse/Jockey Name	Miss Chenery
Final Rank	7
Fastest Section Time (Section)	0:11.33 (1400m)
Top Speed [km/h] (Section)	65.3 (Overall)
Race State	Finished



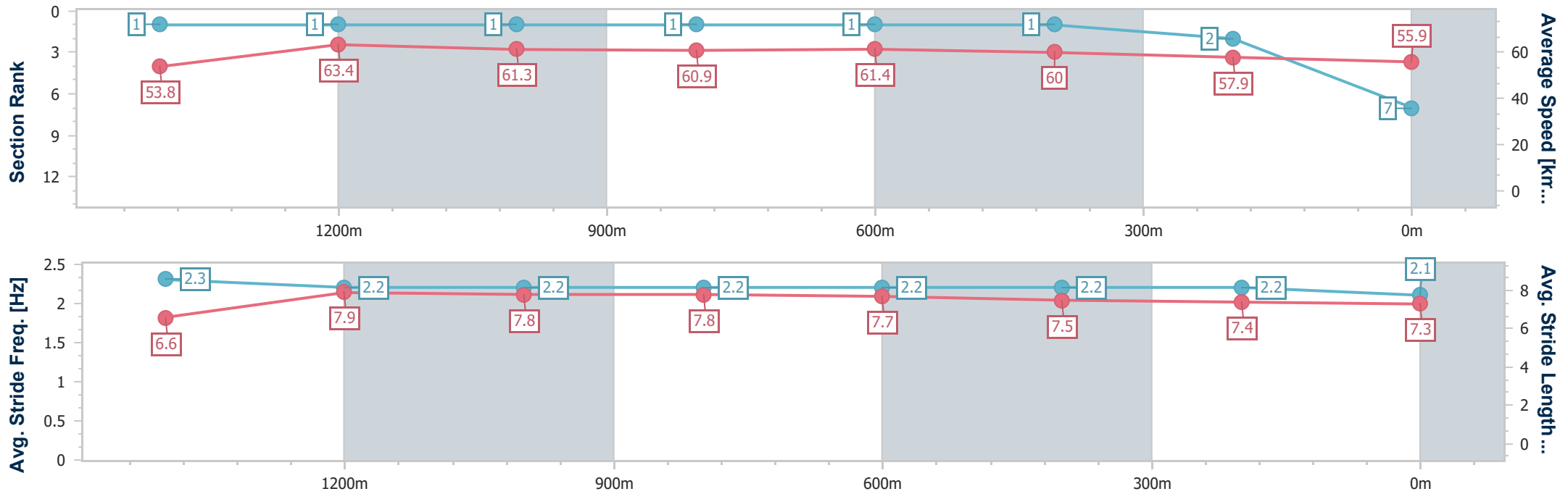
Ipswich QLD Professional
 Race 2: GRASON PARK Class 3 Handicap (4YO only QTIS
 bonuses applicable) - 1680m



15 May 2024 - 13:08

Track Rating: Good 4, Weather: Overcast, Rail Position: +4m Entire

Section	Overall	1400m	1200m	1000m	800m	600m	400m	200m
Section Times	1:42.52 [7] (0:18.72)	1:23.80 [1] (0:11.33)	1:12.47 [1] (0:11.77)	1:00.70 [1] (0:11.80)	0:48.90 [1] (0:11.67)	0:37.23 [1] (0:11.94)	0:25.29 [1] (0:12.36)	0:12.93 [2] (0:12.93)
Average Speed [km/h]	53.8	63.4	61.3	60.9	61.4	60.0	57.9	55.9
Top Speed [km/h]	65.3	64.8	62.0	61.7	62.2	61.8	59.0	57.0
Avg. Dist. to Rail [m]	1.4	0.4	0.1	0.2	0.8	1.0	1.3	0.7
Avg. Stride Freq. [Hz]	2.3	2.2	2.2	2.2	2.2	2.2	2.2	2.1
Avg. Stride Length [m]	6.6	7.9	7.8	7.8	7.7	7.5	7.4	7.3





Horse/Jockey Name	Redente Choice
Final Rank	8
Fastest Section Time (Section)	0:11.53 (1400m)
Top Speed [km/h] (Section)	64.2 (Overall)
Race State	Finished



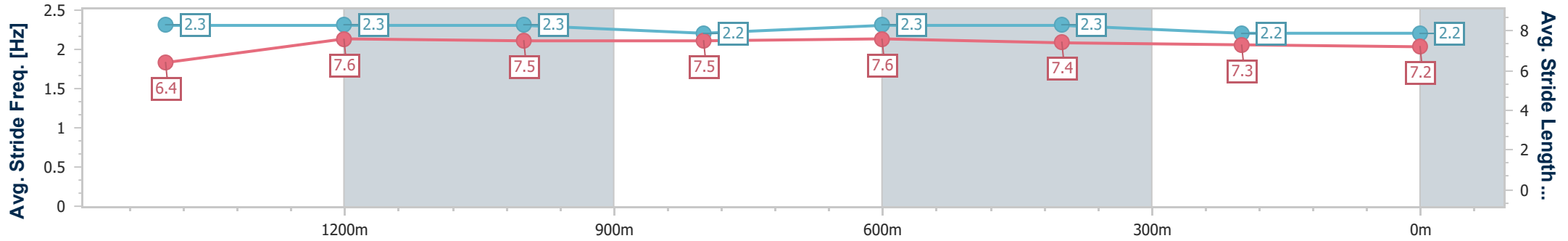
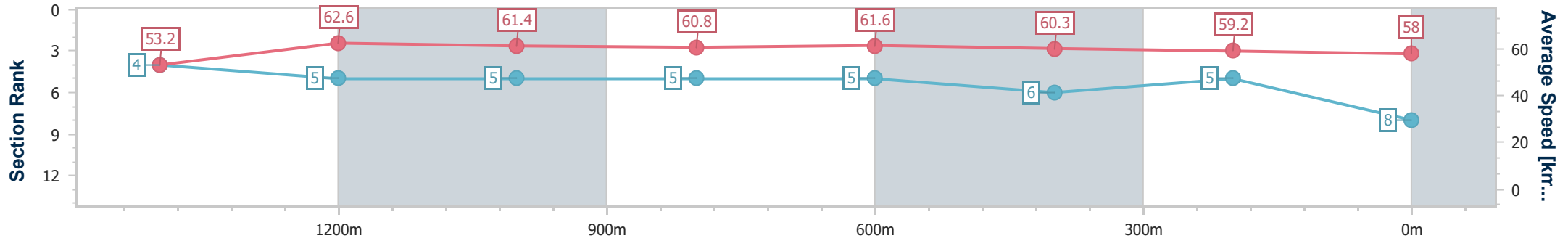
Ipswich QLD Professional
 Race 2: GRASON PARK Class 3 Handicap (4YO only QTIS
 bonuses applicable) - 1680m



15 May 2024 - 13:08

Track Rating: Good 4, Weather: Overcast, Rail Position: +4m Entire

Section	Overall	1400m	1200m	1000m	800m	600m	400m	200m
Section Times	1:42.58 [8] (0:19.00)	1:23.58 [4] (0:11.53)	1:12.05 [5] (0:11.79)	1:00.26 [5] (0:11.89)	0:48.37 [5] (0:11.68)	0:36.69 [5] (0:12.00)	0:24.69 [6] (0:12.28)	0:12.41 [5] (0:12.41)
Average Speed [km/h]	53.2	62.6	61.4	60.8	61.6	60.3	59.2	58.0
Top Speed [km/h]	64.2	63.5	63.0	61.3	62.4	62.0	59.9	59.3
Avg. Dist. to Rail [m]	4.1	1.2	1.1	1.2	0.4	1.0	2.9	4.5
Avg. Stride Freq. [Hz]	2.3	2.3	2.3	2.2	2.3	2.3	2.2	2.2
Avg. Stride Length [m]	6.4	7.6	7.5	7.5	7.6	7.4	7.3	7.2



- [] Ranking at each section and finish
- .-.- No data available at this section
- NA No data available



Horse/Jockey Name	Osaka Miss
Final Rank	9
Fastest Section Time (Section)	0:11.60 (1400m)
Top Speed [km/h] (Section)	63.5 (Overall)
Race State	Finished



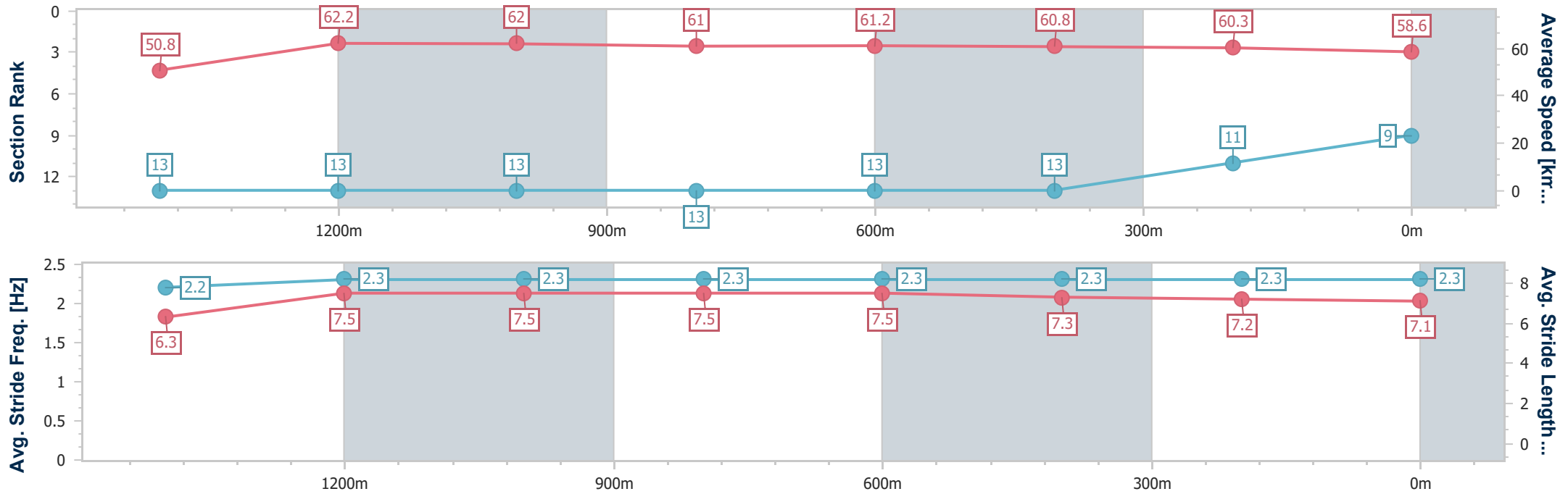
Ipswich QLD Professional
 Race 2: GRASON PARK Class 3 Handicap (4YO only QTIS
 bonuses applicable) - 1680m



15 May 2024 - 13:08

Track Rating: Good 4, Weather: Overcast, Rail Position: +4m Entire

Section	Overall	1400m	1200m	1000m	800m	600m	400m	200m					
Section Times	1:42.76 [9] (0:19.90)	1:22.86 [13] (0:11.60)	1:11.26 [13] (0:11.67)	0:59.59 [13] (0:11.83)	0:47.76 [13] (0:11.72)	0:36.04 [13] (0:11.86)	0:24.18 [13] (0:11.91)	0:12.27 [11] (0:12.27)					
Average Speed [km/h]	50.8	62.2	62.0	61.0	61.2	60.8	60.3	58.6					
Top Speed [km/h]	63.5	63.3	63.1	62.1	62.0	61.8	61.2	60.4					
Avg. Dist. to Rail [m]	7.8	0.8	0.7	0.6	0.2	0.5	0.7	2.3					
Avg. Stride Freq. [Hz]	2.2	2.3	2.3	2.3	2.3	2.3	2.3	2.3					
Avg. Stride Length [m]	6.3	7.5	7.5	7.5	7.5	7.3	7.2	7.1					



- [] Ranking at each section and finish
- .-.- No data available at this section
- NA No data available



Horse/Jockey Name	Better Not Bitter
Final Rank	10
Fastest Section Time (Section)	0:11.62 (1400m)
Top Speed [km/h] (Section)	64.7 (Overall)
Race State	Finished



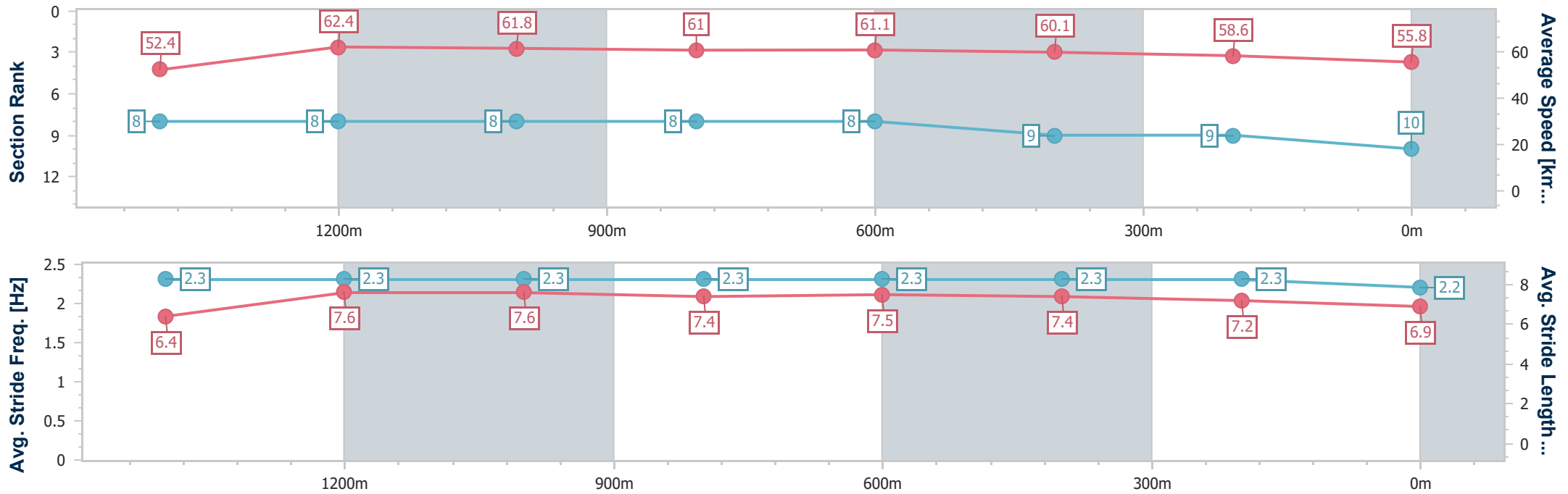
Ipswich QLD Professional
 Race 2: GRASON PARK Class 3 Handicap (4YO only QTIS
 bonuses applicable) - 1680m



15 May 2024 - 13:08

Track Rating: Good 4, Weather: Overcast, Rail Position: +4m Entire

Section	Overall	1400m	1200m	1000m	800m	600m	400m	200m
Section Times	1:43.35 [10] (0:19.28)	1:24.07 [8] (0:11.62)	1:12.45 [8] (0:11.70)	1:00.75 [8] (0:11.84)	0:48.91 [8] (0:11.76)	0:37.15 [8] (0:12.01)	0:25.14 [9] (0:12.24)	0:12.90 [9] (0:12.90)
Average Speed [km/h]	52.4	62.4	61.8	61.0	61.1	60.1	58.6	55.8
Top Speed [km/h]	64.7	63.6	63.3	61.6	61.8	61.3	58.9	58.4
Avg. Dist. to Rail [m]	5.8	1.3	1.2	1.1	0.4	0.4	0.9	1.0
Avg. Stride Freq. [Hz]	2.3	2.3	2.3	2.3	2.3	2.3	2.3	2.2
Avg. Stride Length [m]	6.4	7.6	7.6	7.4	7.5	7.4	7.2	6.9



- [] Ranking at each section and finish
- .-.- No data available at this section
- NA No data available



Horse/Jockey Name	Red Defcon
Final Rank	11
Fastest Section Time (Section)	0:11.46 (1400m)
Top Speed [km/h] (Section)	66.1 (Overall)
Race State	Finished



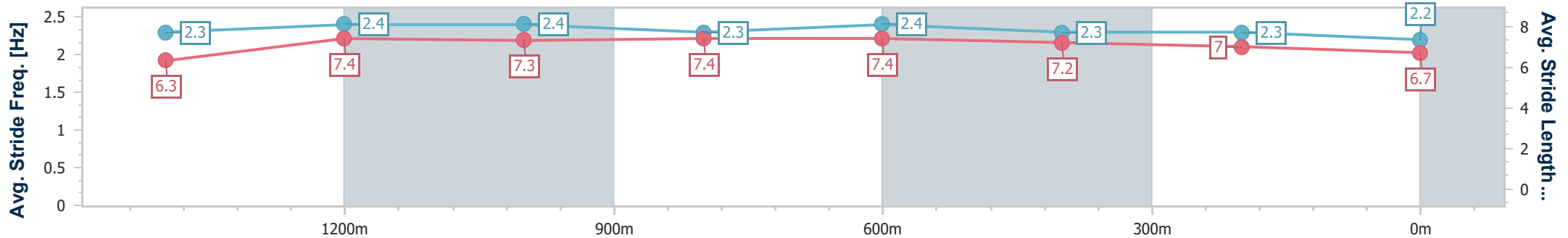
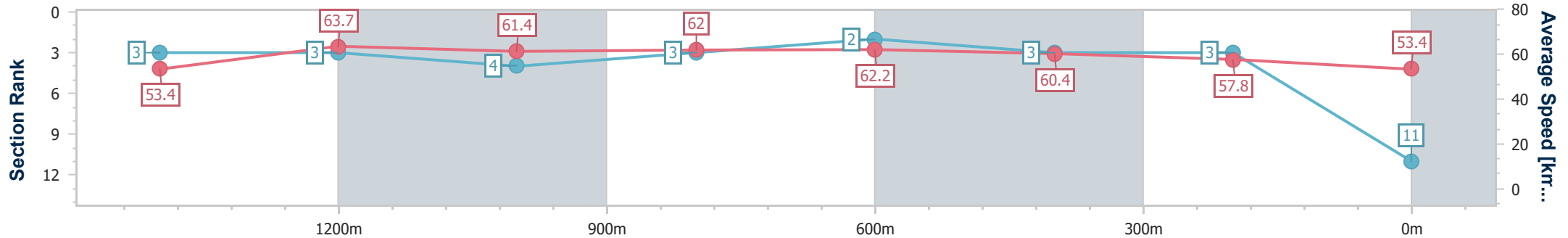
Ipswich QLD Professional
 Race 2: GRASON PARK Class 3 Handicap (4YO only QTIS
 bonuses applicable) - 1680m



15 May 2024 - 13:08

Track Rating: Good 4, Weather: Overcast, Rail Position: +4m Entire

Section	Overall	1400m	1200m	1000m	800m	600m	400m	200m
Section Times	1:43.41 [11] (0:18.94)	1:24.47 [3] (0:11.46)	1:13.01 [3] (0:11.82)	1:01.19 [4] (0:11.68)	0:49.51 [3] (0:11.58)	0:37.93 [2] (0:11.95)	0:25.98 [3] (0:12.48)	0:13.50 [3] (0:13.50)
Average Speed [km/h]	53.4	63.7	61.4	62.0	62.2	60.4	57.8	53.4
Top Speed [km/h]	66.1	64.8	63.5	63.4	63.6	61.9	59.2	55.7
Avg. Dist. to Rail [m]	9.0	2.7	2.2	1.7	1.1	0.6	0.7	0.5
Avg. Stride Freq. [Hz]	2.3	2.4	2.4	2.3	2.4	2.3	2.3	2.2
Avg. Stride Length [m]	6.3	7.4	7.3	7.4	7.4	7.2	7.0	6.7



- [] Ranking at each section and finish
- .-.- No data available at this section
- NA No data available



Horse/Jockey Name	Lasqueti Boom
Final Rank	12
Fastest Section Time (Section)	0:11.38 (1400m)
Top Speed [km/h] (Section)	65.1 (1400m)
Race State	Finished



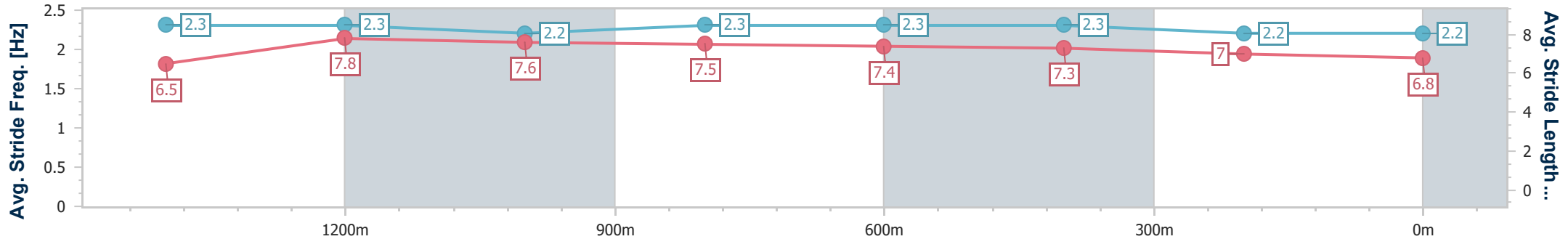
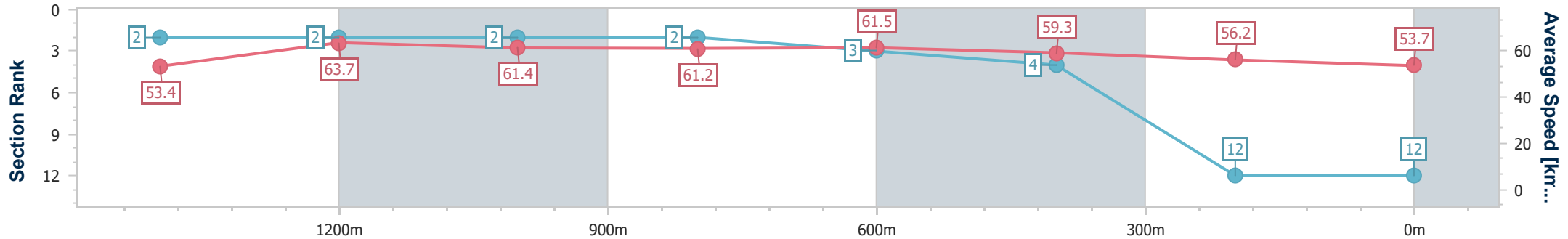
Ipswich QLD Professional
 Race 2: GRASON PARK Class 3 Handicap (4YO only QTIS
 bonuses applicable) - 1680m



15 May 2024 - 13:08

Track Rating: Good 4, Weather: Overcast, Rail Position: +4m Entire

Section	Overall	1400m	1200m	1000m	800m	600m	400m	200m					
Section Times	1:43.97 [12] (0:18.84)	1:25.13 [2] (0:11.38)	1:13.75 [2] (0:11.81)	1:01.94 [2] (0:11.76)	0:50.18 [2] (0:11.71)	0:38.47 [3] (0:12.17)	0:26.30 [4] (0:12.87)	0:13.43 [12] (0:13.43)					
Average Speed [km/h]	53.4	63.7	61.4	61.2	61.5	59.3	56.2	53.7					
Top Speed [km/h]	65.1	65.1	62.5	62.1	62.7	61.2	57.8	55.1					
Avg. Dist. to Rail [m]	5.1	1.3	1.0	0.8	0.4	0.4	1.6	4.2					
Avg. Stride Freq. [Hz]	2.3	2.3	2.2	2.3	2.3	2.3	2.2	2.2					
Avg. Stride Length [m]	6.5	7.8	7.6	7.5	7.4	7.3	7.0	6.8					



- [] Ranking at each section and finish
- .-.- No data available at this section
- NA No data available



Horse/Jockey Name	Elle Magic
Final Rank	13
Fastest Section Time (Section)	0:11.57 (1400m)
Top Speed [km/h] (Section)	64.0 (Overall)
Race State	Finished



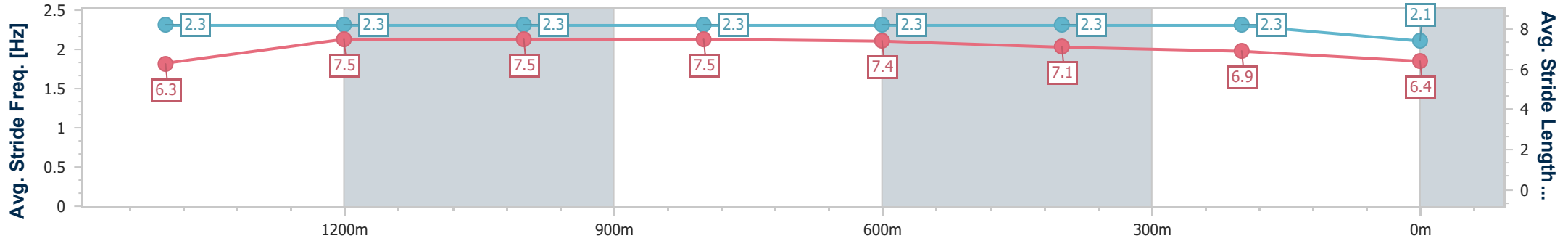
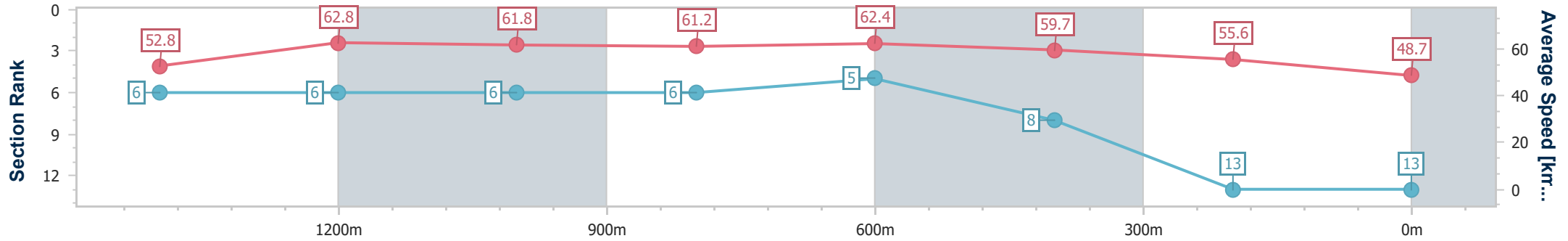
Ipswich QLD Professional
 Race 2: GRASON PARK Class 3 Handicap (4YO only QTIS
 bonuses applicable) - 1680m



15 May 2024 - 13:08

Track Rating: Good 4, Weather: Overcast, Rail Position: +4m Entire

Section	Overall	1400m	1200m	1000m	800m	600m	400m	200m
Section Times	1:45.99 [13] (0:19.13)	1:26.86 [6] (0:11.57)	1:15.29 [6] (0:11.73)	1:03.56 [6] (0:11.83)	0:51.73 [6] (0:11.63)	0:40.10 [5] (0:12.20)	0:27.90 [8] (0:13.14)	0:14.76 [13] (0:14.76)
Average Speed [km/h]	52.8	62.8	61.8	61.2	62.4	59.7	55.6	48.7
Top Speed [km/h]	64.0	63.6	63.6	62.6	63.0	62.7	57.0	52.2
Avg. Dist. to Rail [m]	5.6	1.8	2.2	2.3	1.6	3.0	4.0	3.8
Avg. Stride Freq. [Hz]	2.3	2.3	2.3	2.3	2.3	2.3	2.3	2.1
Avg. Stride Length [m]	6.3	7.5	7.5	7.5	7.4	7.1	6.9	6.4



- [] Ranking at each section and finish
- .-.- No data available at this section
- NA No data available



Ipswich QLD Professional
Race 3: AUSTRALIAN INDUSTRY TRADE COLLEGE Maiden Handicap - 1100m
 15 May 2024 - 13:45



Track Rating: Good 4, Weather: Overcast, Rail Position: +4m Entire

Section												Last 600m		
Field Times		Overall	1000m	800m	600m	400m	200m						0:33.79	
		1:01.31 (0:06.05)	0:55.26 (0:10.66)	0:44.60 (0:10.81)	0:33.79 (0:11.06)	0:22.73 (0:11.36)	0:11.37 (0:11.37)							
Rank	TAB	Horse/Jockey	Barrier	Top Speed [km/h]	Fastest Section							Margin	Distance Travelled [m]	
1	3	RIMBAUD Jag Guthmann-Chester	6	68.2	0:06.11	1:01.31 [1] (0:06.11)	0:55.20 [3] (0:10.88)	0:44.32 [5] (0:10.79)	0:33.53 [5] (0:11.02)	0:22.51 [3] (0:11.24)	0:11.27 [2] (0:11.27)	1:01.31	0:33.53	
2	1	IMPENDOR Robbie Dolan	9	68.4	0:06.34	1:01.61 [2] (0:06.34)	0:55.27 [9] (0:10.85)	0:44.42 [6] (0:10.84)	0:33.58 [6] (0:11.03)	0:22.55 [6] (0:11.30)	0:11.35 [6] (0:11.45)	2.84L	0:33.78	+4
3	8	BOARD MEMBER Justin Huxtable	12	68.0	0:06.05	1:01.71 [3] (0:06.05)	0:55.66 [1] (0:10.70)	0:44.96 [2] (0:10.87)	0:34.09 [2] (0:11.01)	0:23.08 [2] (0:11.41)	0:11.77 [1] (0:11.67)	0.02L	0:34.09	+0
4	5	GLOWLIGHT Ryan Maloney	5	69.8	0:06.36	1:01.85 [4] (0:06.36)	0:55.49 [10] (0:11.61)	0:43.88 [12] (0:10.44)	0:33.44 [10] (0:10.92)	0:22.52 [8] (0:11.23)	0:11.39 [8] (0:11.49)	1.28L	0:33.64	-6
5	7	BELYAEV Damien Thornton	3	68.0	0:06.28	1:01.95 [5] (0:06.28)	0:55.67 [7] (0:10.95)	0:44.72 [7] (0:10.83)	0:33.89 [7] (0:11.02)	0:22.87 [7] (0:11.08)	0:11.79 [3] (0:11.79)	0.42L	0:33.89	-1
6	16	MYSTIC MAC Melea Castle	13	68.6	0:06.26	1:02.07 [6] (0:06.26)	0:55.81 [6] (0:10.70)	0:45.11 [4] (0:10.79)	0:34.32 [4] (0:11.05)	0:23.27 [4] (0:11.43)	0:11.84 [5] (0:11.84)	0.17L	0:34.32	+1
7	15	HI JULES Samantha Collett	1	68.7	0:06.06	1:02.15 [7] (0:06.06)	0:56.09 [2] (0:10.86)	0:45.23 [3] (0:10.81)	0:34.42 [3] (0:11.14)	0:23.28 [5] (0:11.39)	0:11.89 [7] (0:11.89)	0.25L	0:34.42	-3
8	18	MARGOT'S BULLSEYE Martin Harley	16	68.5	0:06.41	1:02.20 [8] (0:06.41)	0:55.79 [12] (0:11.10)	0:44.69 [11] (0:10.93)	0:33.76 [11] (0:11.04)	0:22.72 [10] (0:11.17)	0:11.55 [9] (0:11.55)	1.05L	0:33.76	+4
9	11	DASHING HOPE Mark Du Plessis	7	68.2	0:06.22	1:02.89 [9] (0:06.22)	0:56.67 [5] (0:11.09)	0:45.58 [8] (0:10.93)	0:34.65 [8] (0:11.13)	0:23.52 [9] (0:11.54)	0:11.98 [10] (0:11.98)	3.21L	0:34.65	+2
10	20	TAKING FLIGHT Jake Bayliss	2	68.5	0:06.11	1:02.94 [10] (0:06.11)	0:56.83 [3] (0:10.60)	0:46.23 [1] (0:10.81)	0:35.42 [1] (0:11.06)	0:24.36 [1] (0:11.61)	0:12.75 [4] (0:12.75)	0.58L	0:35.42	-6

Scratched: Rock Composer (#4), Hurricane Harlow (#9), Strong Martini (#10), Vesper Lynd (#12), Perigean (#2), Tessatori (#13), Gold Academy (#14), Costner (#19), Zephyrz Zoom (#17)

[] Ranking at each section and finish
 -:-:- No data available at this section
 NA No data available
 SCN Saddle cloth number
 DNF Did not finish
 DNT Did not track



Ipswich QLD Professional
Race 3: AUSTRALIAN INDUSTRY TRADE COLLEGE Maiden Handicap - 1100m
 15 May 2024 - 13:45



Track Rating: Good 4, Weather: Overcast, Rail Position: +4m Entire

Section		Overall	1000m	800m	600m	400m	200m	Last 600m					
Field Times		1:01.31 (0:06.05)	0:55.26 (0:10.66)	0:44.60 (0:10.81)	0:33.79 (0:11.06)	0:22.73 (0:11.36)	0:11.37 (0:11.37)	0:33.79					
Rank	TAB Horse/Jockey	Barrier	Top Speed [km/h]	Fastest Section	Margin						Distance Travelled [m]		
11	21 BEAU MONDE Noriyuki Masuda	20	66.9 1000m	0:06.28 Overall	1:03.08 [11] (0:06.28)	0:56.80 [8] (0:11.13)	0:45.67 [9] (0:11.18)	0:34.49 [12] (0:11.12)	0:23.37 [12] (0:11.33)	0:12.04 [11] (0:12.04)	1.18L	0:34.49	+4
12	6 MERRON MOLLY Wanderson D'Avila	19	67.8 800m	0:06.39 Overall	1:03.63 [12] (0:06.39)	0:57.24 [11] (0:11.07)	0:46.17 [10] (0:10.89)	0:35.28 [9] (0:11.36)	0:23.92 [11] (0:11.83)	0:12.09 [12] (0:12.09)	2.66L	0:35.28	+5

Scratched: Rock Composer (#4), Hurricane Harlow (#9), Strong Martini (#10), Vesper Lynd (#12), Perigean (#2), Tessatori (#13), Gold Academy (#14), Costner (#19), Zephyrz Zoom (#17)

[] Ranking at each section and finish
 -:-:-:- No data available at this section
 NA No data available

SCN Saddle cloth number
 DNF Did not finish
 DNT Did not track



Horse/Jockey Name	Rimbaud
Final Rank	1
Fastest Section Time (Section)	0:06.11 (Overall)
Top Speed [km/h] (Section)	68.2 (1000m)
Race State	Finished

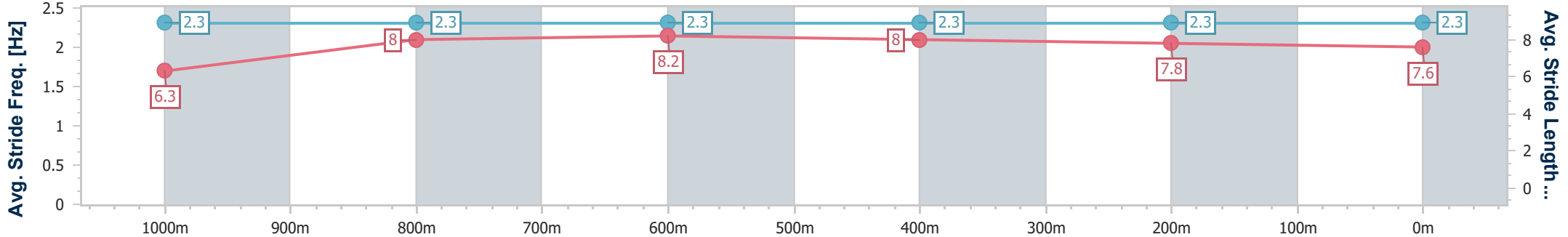
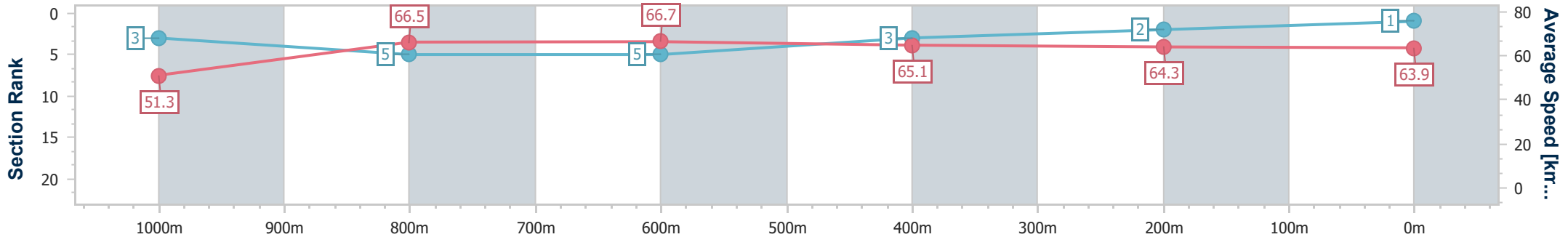


Ipswich QLD Professional
 Race 3: AUSTRALIAN INDUSTRY TRADE COLLEGE Maiden
 Handicap - 1100m
 15 May 2024 - 13:45



Track Rating: Good 4, Weather: Overcast, Rail Position: +4m Entire

Section	Overall	1000m	800m	600m	400m	200m
Section Times	1:01.31 [1] (0:06.11)	0:55.20 [3] (0:10.88)	0:44.32 [5] (0:10.79)	0:33.53 [5] (0:11.02)	0:22.51 [3] (0:11.24)	0:11.27 [2] (0:11.27)
Average Speed [km/h]	51.3	66.5	66.7	65.1	64.3	63.9
Top Speed [km/h]	62.6	68.2	68.2	66.2	65.5	65.5
Avg. Dist. to Rail [m]	4.7	0.8	0.2	0.4	1.7	1.0
Avg. Stride Freq. [Hz]	2.3	2.3	2.3	2.3	2.3	2.3
Avg. Stride Length [m]	6.3	8.0	8.2	8.0	7.8	7.6



- [] Ranking at each section and finish
- .-.- No data available at this section
- NA No data available



Horse/Jockey Name	Impendor
Final Rank	2
Fastest Section Time (Section)	0:06.34 (Overall)
Top Speed [km/h] (Section)	68.4 (1000m)
Race State	Finished

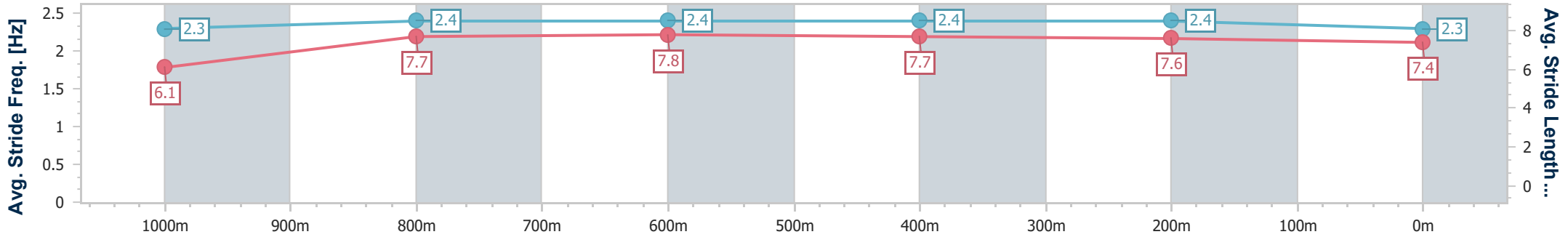
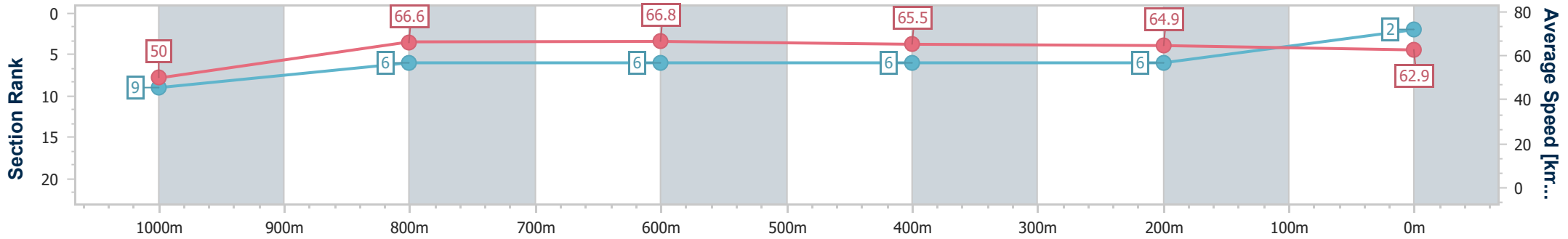


Ipswich QLD Professional
 Race 3: AUSTRALIAN INDUSTRY TRADE COLLEGE Maiden
 Handicap - 1100m
 15 May 2024 - 13:45



Track Rating: Good 4, Weather: Overcast, Rail Position: +4m Entire

Section	Overall	1000m	800m	600m	400m	200m
Section Times	1:01.61 [2] (0:06.34)	0:55.27 [9] (0:10.85)	0:44.42 [6] (0:10.84)	0:33.58 [6] (0:11.03)	0:22.55 [6] (0:11.30)	0:11.35 [6] (0:11.45)
Average Speed [km/h]	50.0	66.6	66.8	65.5	64.9	62.9
Top Speed [km/h]	64.2	68.4	68.4	66.8	65.7	65.0
Avg. Dist. to Rail [m]	7.8	1.8	1.2	1.5	2.9	3.2
Avg. Stride Freq. [Hz]	2.3	2.4	2.4	2.4	2.4	2.3
Avg. Stride Length [m]	6.1	7.7	7.8	7.7	7.6	7.4



- [] Ranking at each section and finish
- .-.- No data available at this section
- NA No data available



Horse/Jockey Name	Board Member
Final Rank	3
Fastest Section Time (Section)	0:06.05 (Overall)
Top Speed [km/h] (Section)	68.0 (1000m)
Race State	Finished

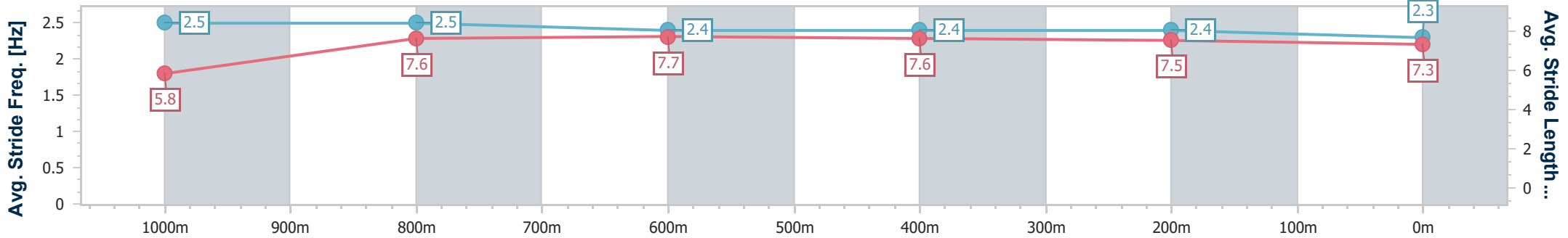
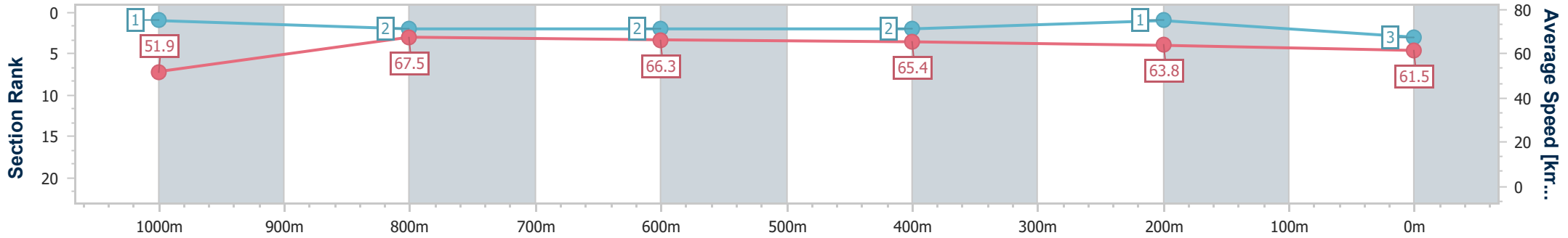


Ipswich QLD Professional
 Race 3: AUSTRALIAN INDUSTRY TRADE COLLEGE Maiden
 Handicap - 1100m
 15 May 2024 - 13:45



Track Rating: Good 4, Weather: Overcast, Rail Position: +4m Entire

Section	Overall	1000m	800m	600m	400m	200m
Section Times	1:01.71 [3] (0:06.05)	0:55.66 [1] (0:10.70)	0:44.96 [2] (0:10.87)	0:34.09 [2] (0:11.01)	0:23.08 [2] (0:11.41)	0:11.77 [1] (0:11.67)
Average Speed [km/h]	51.9	67.5	66.3	65.4	63.8	61.5
Top Speed [km/h]	65.5	68.0	66.9	66.1	64.4	64.1
Avg. Dist. to Rail [m]	8.2	1.6	0.2	0.5	0.9	0.7
Avg. Stride Freq. [Hz]	2.5	2.5	2.4	2.4	2.4	2.3
Avg. Stride Length [m]	5.8	7.6	7.7	7.6	7.5	7.3



- [] Ranking at each section and finish
- .-.- No data available at this section
- NA No data available



Horse/Jockey Name	Glowlight
Final Rank	4
Fastest Section Time (Section)	0:06.36 (Overall)
Top Speed [km/h] (Section)	69.8 (800m)
Race State	Finished

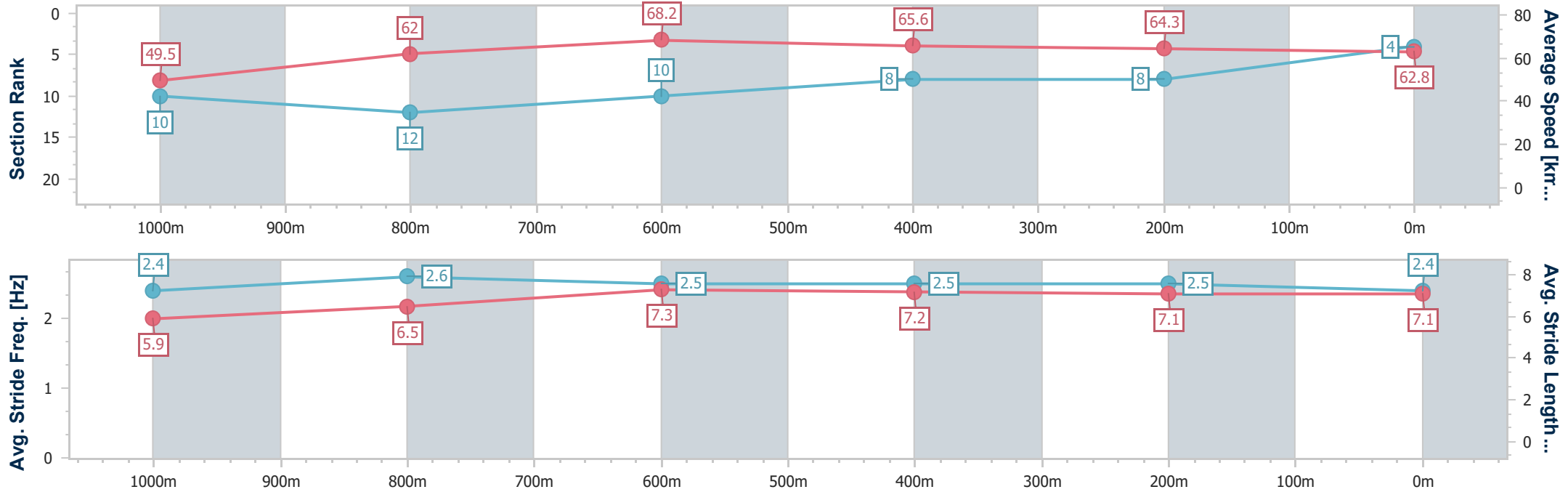


Ipswich QLD Professional
 Race 3: AUSTRALIAN INDUSTRY TRADE COLLEGE Maiden
 Handicap - 1100m
 15 May 2024 - 13:45



Track Rating: Good 4, Weather: Overcast, Rail Position: +4m Entire

Section	Overall	1000m	800m	600m	400m	200m
Section Times	1:01.85 [4] (0:06.36)	0:55.49 [10] (0:11.61)	0:43.88 [12] (0:10.44)	0:33.44 [10] (0:10.92)	0:22.52 [8] (0:11.23)	0:11.39 [8] (0:11.49)
Average Speed [km/h]	49.5	62.0	68.2	65.6	64.3	62.8
Top Speed [km/h]	62.2	68.4	69.8	67.5	65.2	65.0
Avg. Dist. to Rail [m]	5.1	1.7	3.6	1.8	0.6	0.4
Avg. Stride Freq. [Hz]	2.4	2.6	2.5	2.5	2.5	2.4
Avg. Stride Length [m]	5.9	6.5	7.3	7.2	7.1	7.1



- [] Ranking at each section and finish
- .-.- No data available at this section
- NA No data available



Horse/Jockey Name	Belyaev
Final Rank	5
Fastest Section Time (Section)	0:06.28 (Overall)
Top Speed [km/h] (Section)	68.0 (800m)
Race State	Finished

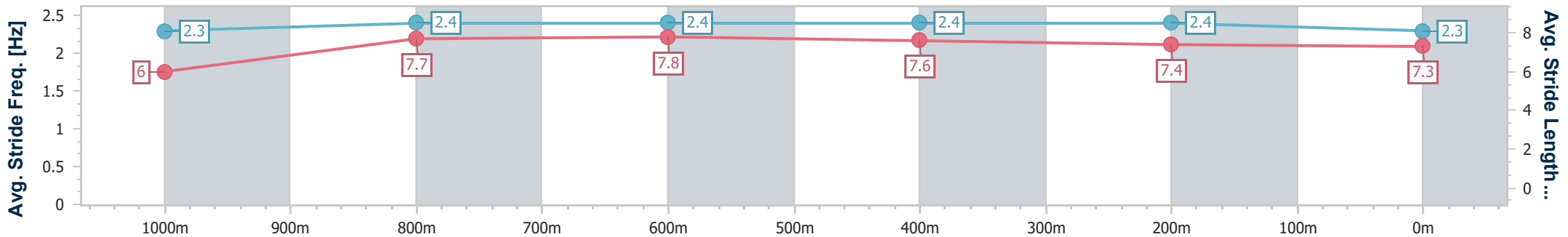
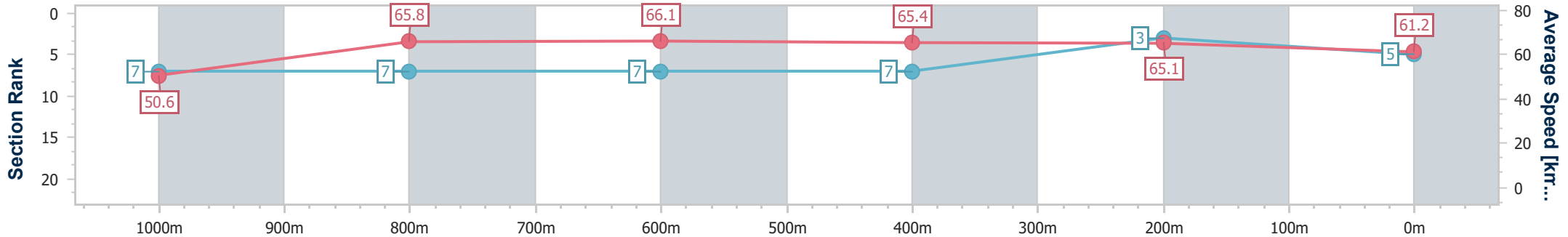


Ipswich QLD Professional
 Race 3: AUSTRALIAN INDUSTRY TRADE COLLEGE Maiden
 Handicap - 1100m
 15 May 2024 - 13:45



Track Rating: Good 4, Weather: Overcast, Rail Position: +4m Entire

Section	Overall	1000m	800m	600m	400m	200m
Section Times	1:01.95 [5] (0:06.28)	0:55.67 [7] (0:10.95)	0:44.72 [7] (0:10.83)	0:33.89 [7] (0:11.02)	0:22.87 [7] (0:11.08)	0:11.79 [3] (0:11.79)
Average Speed [km/h]	50.6	65.8	66.1	65.4	65.1	61.2
Top Speed [km/h]	62.5	67.6	68.0	65.8	66.5	63.8
Avg. Dist. to Rail [m]	4.2	0.5	0.6	0.6	2.2	2.2
Avg. Stride Freq. [Hz]	2.3	2.4	2.4	2.4	2.4	2.3
Avg. Stride Length [m]	6.0	7.7	7.8	7.6	7.4	7.3



- [] Ranking at each section and finish
- .-.- No data available at this section
- NA No data available



Horse/Jockey Name	Mystic Mac
Final Rank	6
Fastest Section Time (Section)	0:06.26 (Overall)
Top Speed [km/h] (Section)	68.6 (1000m)
Race State	Finished

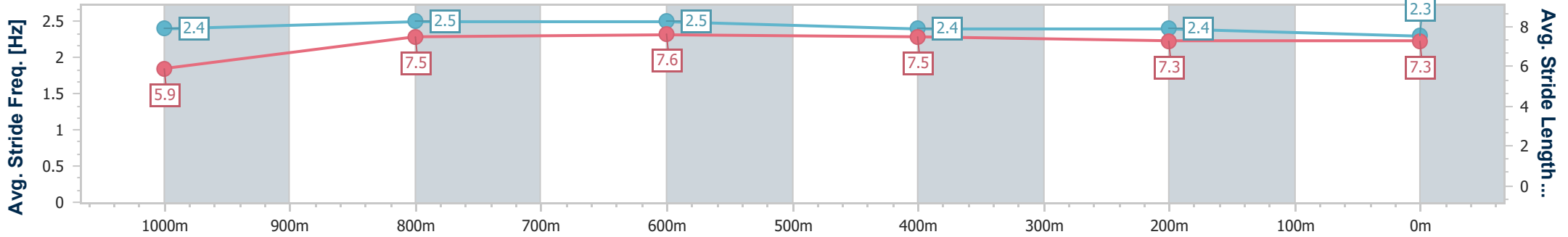
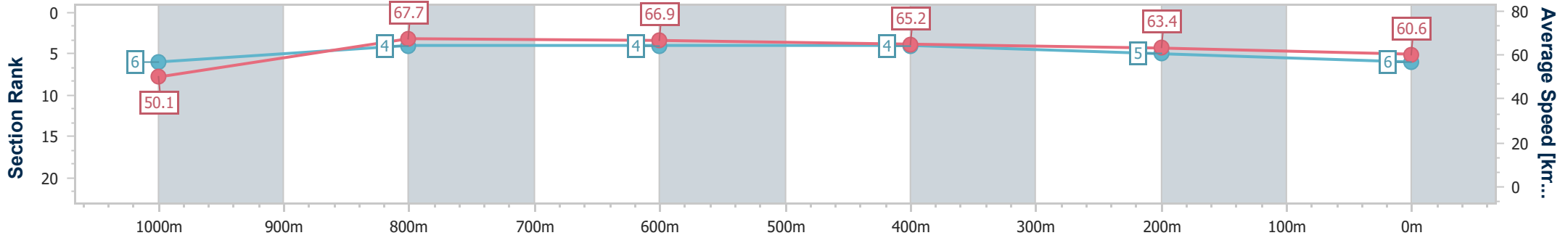


Ipswich QLD Professional
 Race 3: AUSTRALIAN INDUSTRY TRADE COLLEGE Maiden
 Handicap - 1100m
 15 May 2024 - 13:45



Track Rating: Good 4, Weather: Overcast, Rail Position: +4m Entire

Section	Overall	1000m	800m	600m	400m	200m
Section Times	1:02.07 [6] (0:06.26)	0:55.81 [6] (0:10.70)	0:45.11 [4] (0:10.79)	0:34.32 [4] (0:11.05)	0:23.27 [4] (0:11.43)	0:11.84 [5] (0:11.84)
Average Speed [km/h]	50.1	67.7	66.9	65.2	63.4	60.6
Top Speed [km/h]	65.6	68.6	68.3	66.5	64.5	63.3
Avg. Dist. to Rail [m]	9.9	2.5	0.6	0.2	2.2	2.4
Avg. Stride Freq. [Hz]	2.4	2.5	2.5	2.4	2.4	2.3
Avg. Stride Length [m]	5.9	7.5	7.6	7.5	7.3	7.3



- [] Ranking at each section and finish
- .-.- No data available at this section
- NA No data available



Horse/Jockey Name	Hi Jules
Final Rank	7
Fastest Section Time (Section)	0:06.06 (Overall)
Top Speed [km/h] (Section)	68.7 (1000m)
Race State	Finished

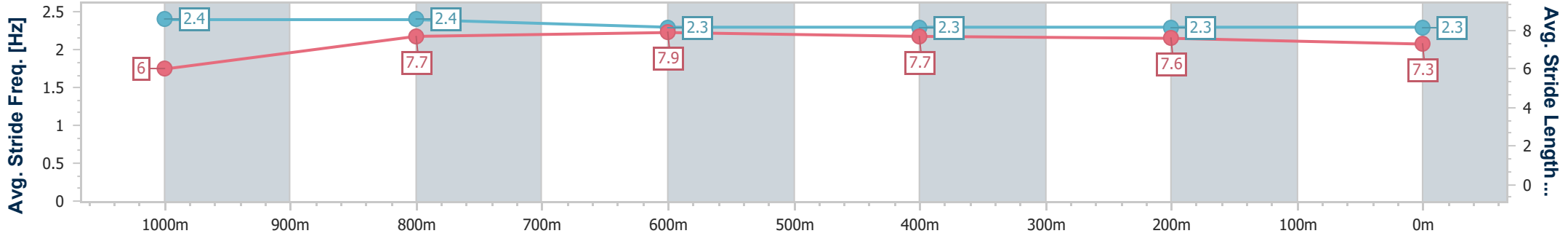
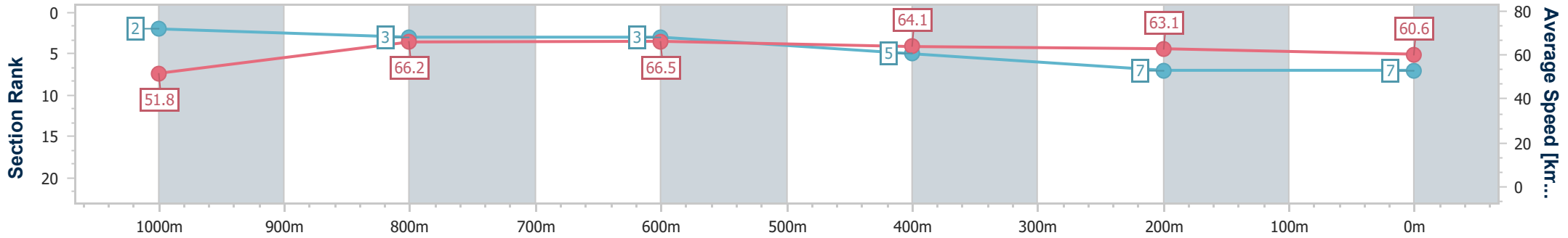


Ipswich QLD Professional
 Race 3: AUSTRALIAN INDUSTRY TRADE COLLEGE Maiden
 Handicap - 1100m
 15 May 2024 - 13:45



Track Rating: Good 4, Weather: Overcast, Rail Position: +4m Entire

Section	Overall	1000m	800m	600m	400m	200m
Section Times	1:02.15 [7] (0:06.06)	0:56.09 [2] (0:10.86)	0:45.23 [3] (0:10.81)	0:34.42 [3] (0:11.14)	0:23.28 [5] (0:11.39)	0:11.89 [7] (0:11.89)
Average Speed [km/h]	51.8	66.2	66.5	64.1	63.1	60.6
Top Speed [km/h]	62.8	68.7	67.6	65.7	64.0	62.6
Avg. Dist. to Rail [m]	1.9	0.5	0.9	1.1	0.9	0.9
Avg. Stride Freq. [Hz]	2.4	2.4	2.3	2.3	2.3	2.3
Avg. Stride Length [m]	6.0	7.7	7.9	7.7	7.6	7.3



- [] Ranking at each section and finish
- .-.- No data available at this section
- NA No data available



Horse/Jockey Name	Margot's Bullseye
Final Rank	8
Fastest Section Time (Section)	0:06.41 (Overall)
Top Speed [km/h] (Section)	68.5 (800m)
Race State	Finished

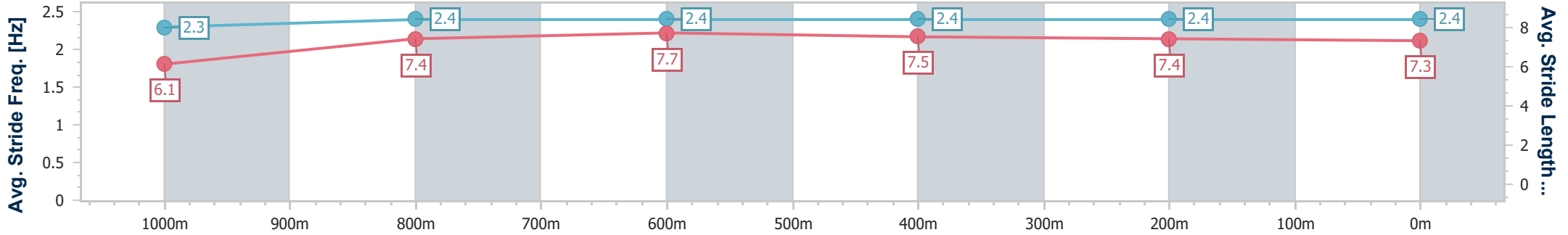
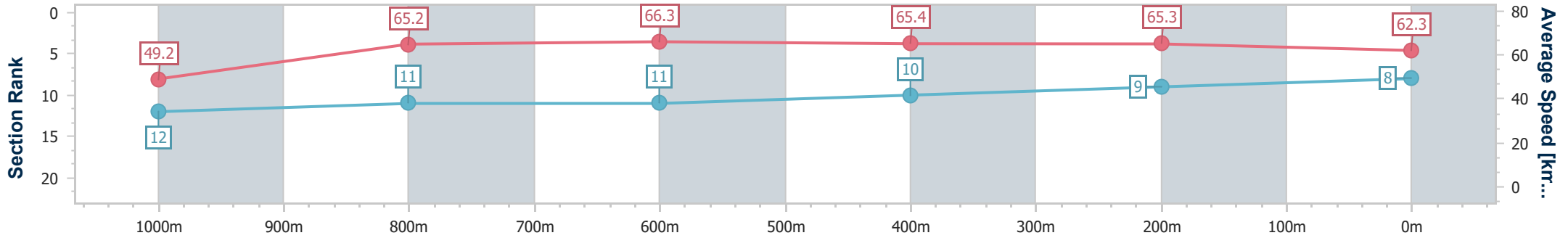


Ipswich QLD Professional
 Race 3: AUSTRALIAN INDUSTRY TRADE COLLEGE Maiden
 Handicap - 1100m
 15 May 2024 - 13:45



Track Rating: Good 4, Weather: Overcast, Rail Position: +4m Entire

Section	Overall	1000m	800m	600m	400m	200m
Section Times	1:02.20 [8] (0:06.41)	0:55.79 [12] (0:11.10)	0:44.69 [11] (0:10.93)	0:33.76 [11] (0:11.04)	0:22.72 [10] (0:11.17)	0:11.55 [9] (0:11.55)
Average Speed [km/h]	49.2	65.2	66.3	65.4	65.3	62.3
Top Speed [km/h]	63.1	67.9	68.5	66.4	66.4	64.9
Avg. Dist. to Rail [m]	10.1	1.7	0.8	0.6	4.5	4.6
Avg. Stride Freq. [Hz]	2.3	2.4	2.4	2.4	2.4	2.4
Avg. Stride Length [m]	6.1	7.4	7.7	7.5	7.4	7.3



- [] Ranking at each section and finish
- .-.- No data available at this section
- NA No data available



Horse/Jockey Name	Dashing Hope
Final Rank	9
Fastest Section Time (Section)	0:06.22 (Overall)
Top Speed [km/h] (Section)	68.2 (1000m)
Race State	Finished

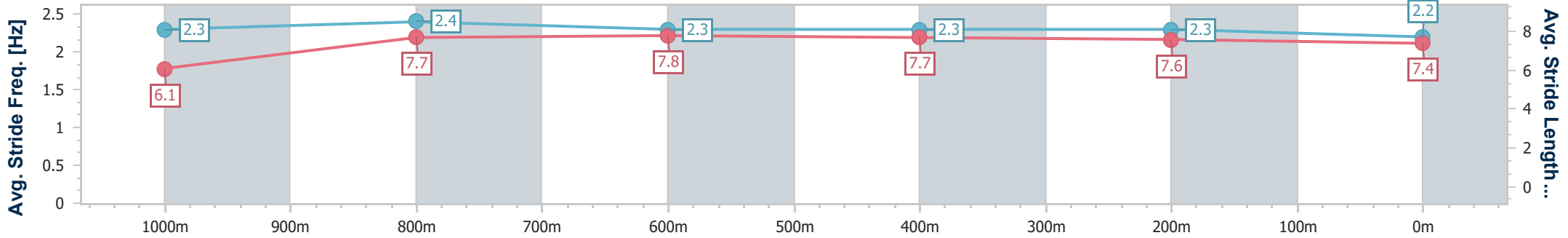
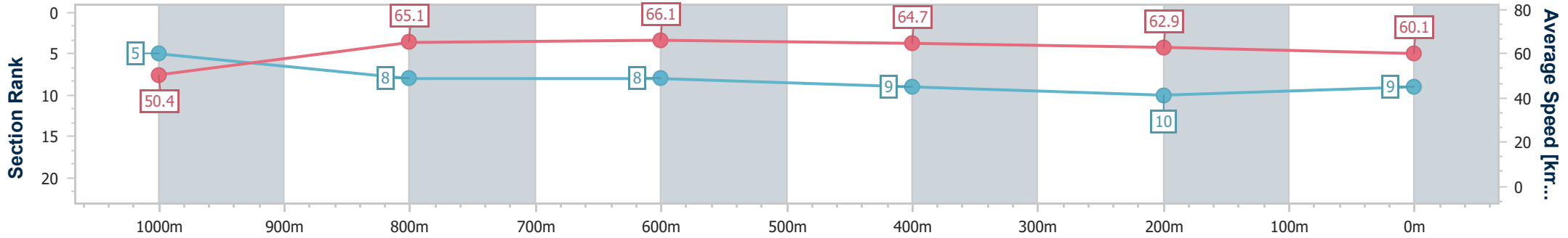


Ipswich QLD Professional
 Race 3: AUSTRALIAN INDUSTRY TRADE COLLEGE Maiden
 Handicap - 1100m
 15 May 2024 - 13:45



Track Rating: Good 4, Weather: Overcast, Rail Position: +4m Entire

Section	Overall	1000m	800m	600m	400m	200m
Section Times	1:02.89 [9] (0:06.22)	0:56.67 [5] (0:11.09)	0:45.58 [8] (0:10.93)	0:34.65 [8] (0:11.13)	0:23.52 [9] (0:11.54)	0:11.98 [10] (0:11.98)
Average Speed [km/h]	50.4	65.1	66.1	64.7	62.9	60.1
Top Speed [km/h]	60.3	68.2	67.5	66.5	63.9	62.0
Avg. Dist. to Rail [m]	6.2	1.0	0.4	0.6	1.9	1.7
Avg. Stride Freq. [Hz]	2.3	2.4	2.3	2.3	2.3	2.2
Avg. Stride Length [m]	6.1	7.7	7.8	7.7	7.6	7.4



- [] Ranking at each section and finish
- .-.- No data available at this section
- NA No data available



Horse/Jockey Name	Taking Flight
Final Rank	10
Fastest Section Time (Section)	0:06.11 (Overall)
Top Speed [km/h] (Section)	68.5 (1000m)
Race State	Finished

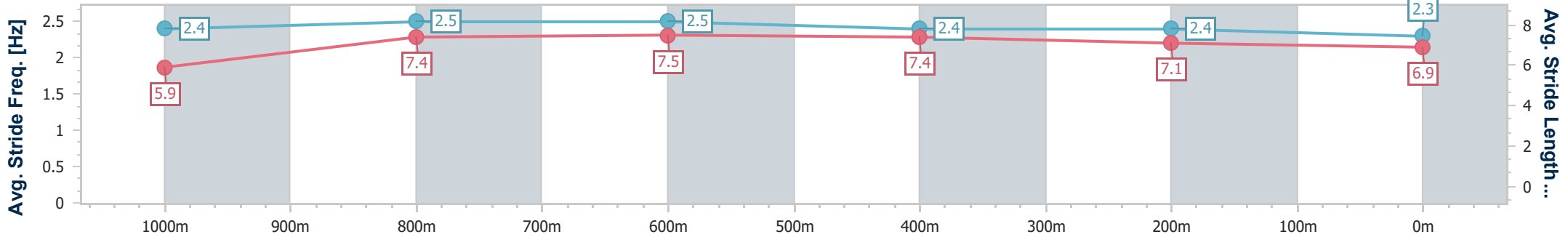
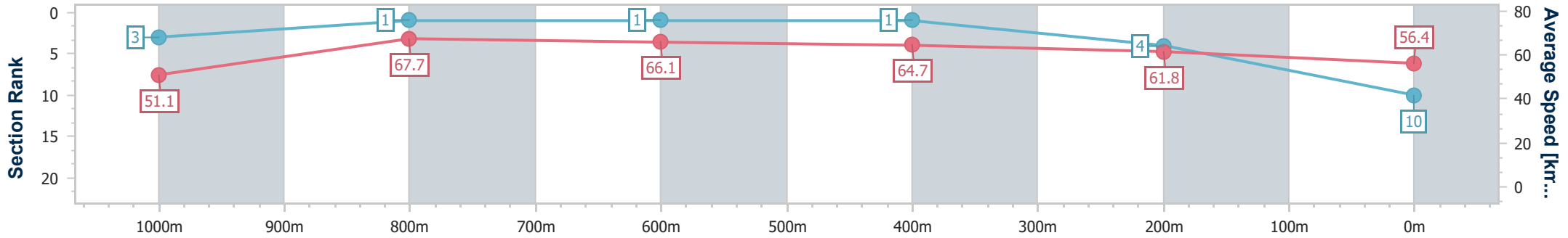


Ipswich QLD Professional
 Race 3: AUSTRALIAN INDUSTRY TRADE COLLEGE Maiden
 Handicap - 1100m
 15 May 2024 - 13:45



Track Rating: Good 4, Weather: Overcast, Rail Position: +4m Entire

Section	Overall	1000m	800m	600m	400m	200m
Section Times	1:02.94 [10] (0:06.11)	0:56.83 [3] (0:10.60)	0:46.23 [1] (0:10.81)	0:35.42 [1] (0:11.06)	0:24.36 [1] (0:11.61)	0:12.75 [4] (0:12.75)
Average Speed [km/h]	51.1	67.7	66.1	64.7	61.8	56.4
Top Speed [km/h]	66.2	68.5	67.4	65.6	63.8	59.8
Avg. Dist. to Rail [m]	2.8	1.0	2.2	2.1	0.9	1.0
Avg. Stride Freq. [Hz]	2.4	2.5	2.5	2.4	2.4	2.3
Avg. Stride Length [m]	5.9	7.4	7.5	7.4	7.1	6.9



- [] Ranking at each section and finish
- .-.- No data available at this section
- NA No data available



Horse/Jockey Name	Beau Monde
Final Rank	11
Fastest Section Time (Section)	0:06.28 (Overall)
Top Speed [km/h] (Section)	66.9 (1000m)
Race State	Finished

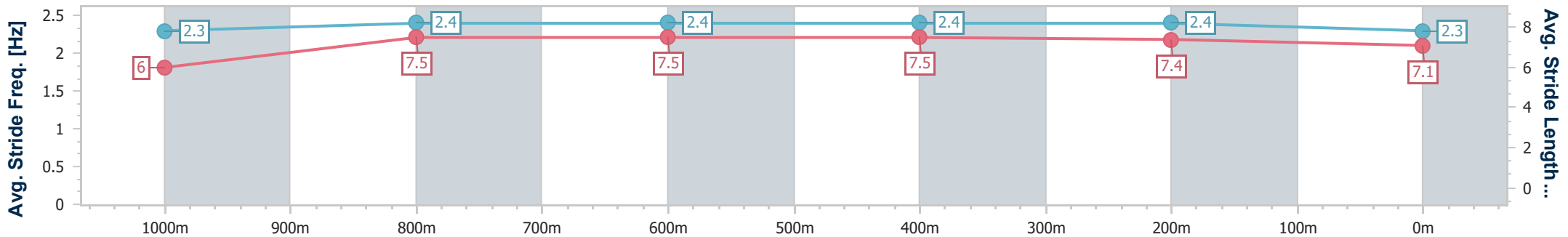
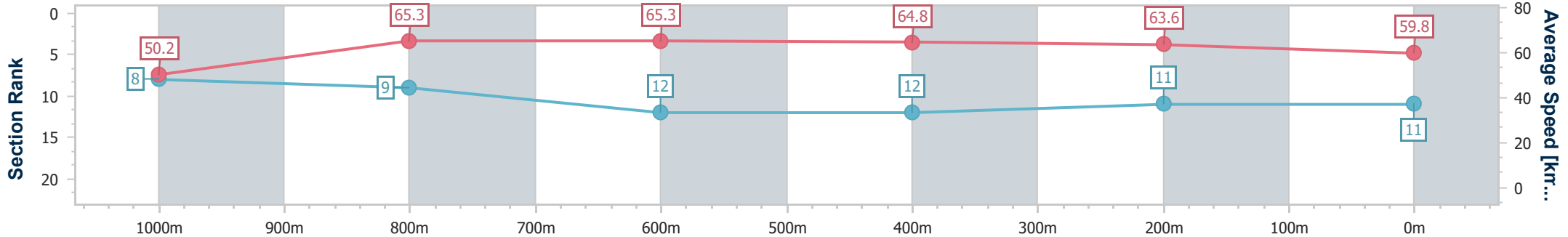


Ipswich QLD Professional
 Race 3: AUSTRALIAN INDUSTRY TRADE COLLEGE Maiden
 Handicap - 1100m
 15 May 2024 - 13:45



Track Rating: Good 4, Weather: Overcast, Rail Position: +4m Entire

Section	Overall	1000m	800m	600m	400m	200m
Section Times	1:03.08 [11] (0:06.28)	0:56.80 [8] (0:11.13)	0:45.67 [9] (0:11.18)	0:34.49 [12] (0:11.12)	0:23.37 [12] (0:11.33)	0:12.04 [11] (0:12.04)
Average Speed [km/h]	50.2	65.3	65.3	64.8	63.6	59.8
Top Speed [km/h]	62.1	66.9	66.5	66.3	65.5	62.1
Avg. Dist. to Rail [m]	14.1	5.8	2.9	0.7	0.8	2.5
Avg. Stride Freq. [Hz]	2.3	2.4	2.4	2.4	2.4	2.3
Avg. Stride Length [m]	6.0	7.5	7.5	7.5	7.4	7.1



- [] Ranking at each section and finish
- .-.- No data available at this section
- NA No data available



Horse/Jockey Name	Merron Molly
Final Rank	12
Fastest Section Time (Section)	0:06.39 (Overall)
Top Speed [km/h] (Section)	67.8 (800m)
Race State	Finished

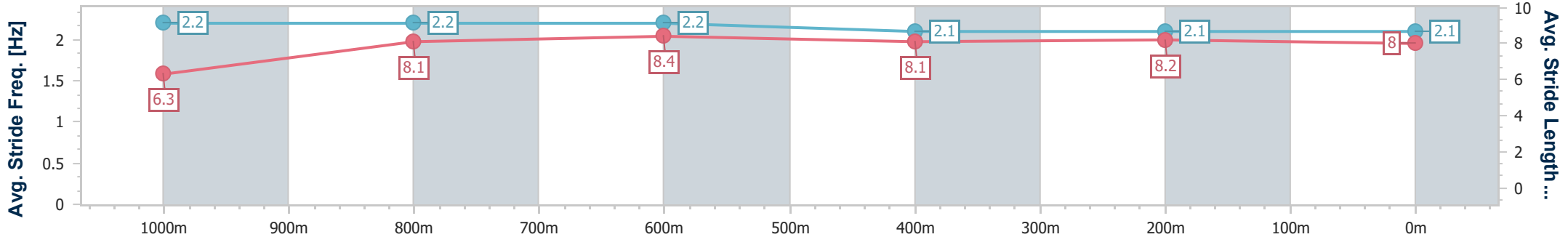
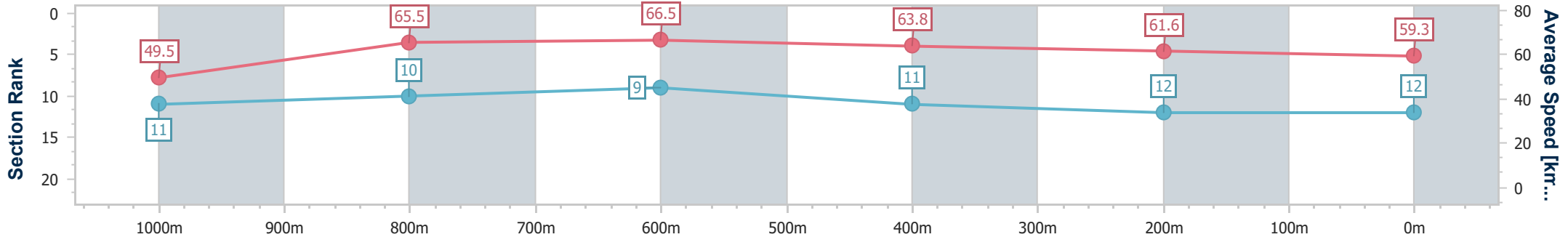


Ipswich QLD Professional
 Race 3: AUSTRALIAN INDUSTRY TRADE COLLEGE Maiden
 Handicap - 1100m
 15 May 2024 - 13:45



Track Rating: Good 4, Weather: Overcast, Rail Position: +4m Entire

Section	Overall	1000m	800m	600m	400m	200m
Section Times	1:03.63 [12] (0:06.39)	0:57.24 [11] (0:11.07)	0:46.17 [10] (0:10.89)	0:35.28 [9] (0:11.36)	0:23.92 [11] (0:11.83)	0:12.09 [12] (0:12.09)
Average Speed [km/h]	49.5	65.5	66.5	63.8	61.6	59.3
Top Speed [km/h]	64.0	67.4	67.8	66.3	61.8	60.9
Avg. Dist. to Rail [m]	11.9	3.6	1.3	1.9	3.0	4.0
Avg. Stride Freq. [Hz]	2.2	2.2	2.2	2.1	2.1	2.1
Avg. Stride Length [m]	6.3	8.1	8.4	8.1	8.2	8.0



- [] Ranking at each section and finish
- .-.- No data available at this section
- NA No data available

Ipswich QLD Professional

Race 4: INFIELD FESTIVAL FEATURING RESTRICTED QTIS Three-Year-Old BENCHMARK 65 Handicap - 1100m

15 May 2024 - 14:19

Track Rating: Good 4, Weather: Overcast, Rail Position: +4m Entire

Section													Last 600m	
Field Times		Overall	1000m	800m	600m	400m	200m						0:34.50	
		1:04.01 (0:08.36)	0:55.65 (0:10.47)	0:45.18 (0:10.68)	0:34.50 (0:11.13)	0:23.37 (0:11.41)	0:11.96 (0:11.96)							
Rank	TAB	Horse/Jockey	Barrier	Top Speed [km/h]	Fastest Section								Margin	Distance Travelled [m]
1	8	CRYPTOSHARE Justin Huxtable	6	68.7	0:08.44	1:04.01 [1] (0:08.44)	0:55.57 [4] (0:10.59)	0:44.98 [4] (0:10.78)	0:34.20 [5] (0:11.06)	0:23.14 [4] (0:11.42)	0:11.72 [4] (0:11.72)	1:04.01	0:34.20	
2	12	ROSE NOIR Angela Jones	10	70.4	0:08.38	1:04.24 [2] (0:08.38)	0:55.86 [2] (0:10.48)	0:45.38 [2] (0:10.65)	0:34.73 [1] (0:11.25)	0:23.48 [3] (0:11.49)	0:11.99 [3] (0:11.99)	0.08L	0:34.73	+3
3	2	SMART RECOGNITION Cejay Graham	5	68.6	0:08.80	1:04.36 [3] (0:08.80)	0:55.56 [10] (0:11.08)	0:44.48 [10] (0:10.63)	0:33.85 [9] (0:10.98)	0:22.87 [8] (0:11.31)	0:11.56 [9] (0:11.56)	0.12L	0:33.85	-2
4	4	ACTION KING James Orman	9	71.3	0:08.43	1:04.44 [4] (0:08.43)	0:56.01 [3] (0:10.40)	0:45.61 [1] (0:10.69)	0:34.92 [2] (0:11.19)	0:23.73 [2] (0:11.34)	0:12.39 [1] (0:12.39)	0.08L	0:34.92	-3
5	6	ROTHGO Georgina Cartwright	1	67.7	0:08.55	1:04.45 [5] (0:08.55)	0:55.90 [6] (0:10.82)	0:45.08 [6] (0:10.80)	0:34.28 [6] (0:11.00)	0:23.28 [6] (0:11.38)	0:11.90 [6] (0:11.90)	0.01L	0:34.28	-6
6	16	BOOM BOOM BELLA Damien Thornton	12	68.7	0:08.75	1:04.60 [6] (0:08.75)	0:55.85 [9] (0:11.12)	0:44.73 [9] (0:10.75)	0:33.98 [10] (0:10.93)	0:23.05 [9] (0:11.21)	0:11.84 [8] (0:11.84)	0.15L	0:33.98	+1
7	3	SONNY DAZE Michael Cahill	8	70.0	0:08.46	1:04.62 [7] (0:08.46)	0:56.16 [5] (0:10.44)	0:45.72 [3] (0:10.70)	0:35.02 [3] (0:11.04)	0:23.98 [1] (0:11.43)	0:12.55 [2] (0:12.55)	0.02L	0:35.02	-3
8	10	TENGUN READY Robbie Dolan	4	68.0	0:08.36	1:04.67 [8] (0:08.36)	0:56.31 [1] (0:10.73)	0:45.58 [5] (0:10.70)	0:34.88 [4] (0:11.18)	0:23.70 [5] (0:11.58)	0:12.12 [5] (0:12.12)	0.05L	0:34.88	-4
9	13	TRY EVERYTHING Ryan Maloney	2	69.3	0:08.70	1:04.70 [9] (0:08.70)	0:56.00 [7] (0:10.93)	0:45.07 [7] (0:10.74)	0:34.33 [7] (0:10.97)	0:23.36 [7] (0:11.37)	0:11.99 [7] (0:11.99)	0.03L	0:34.33	-1
10	5	MIXED SPICE Samantha Collett	7	68.3	0:08.72	1:05.13 [10] (0:08.72)	0:56.41 [8] (0:10.91)	0:45.50 [8] (0:10.82)	0:34.68 [8] (0:11.14)	0:23.54 [10] (0:11.67)	0:11.87 [10] (0:11.87)	0.43L	0:34.68	+3

Scratched: Beebee Dazzler (#11), Betterletmedance (#7), Five Star Vixen (#15), Risk Assessment (#14), Flag Hall (#1), Encubierto (#9)



Horse/Jockey Name	Cryptoshare
Final Rank	1
Fastest Section Time (Section)	0:08.44 (Overall)
Top Speed [km/h] (Section)	68.7 (1000m)
Race State	Finished



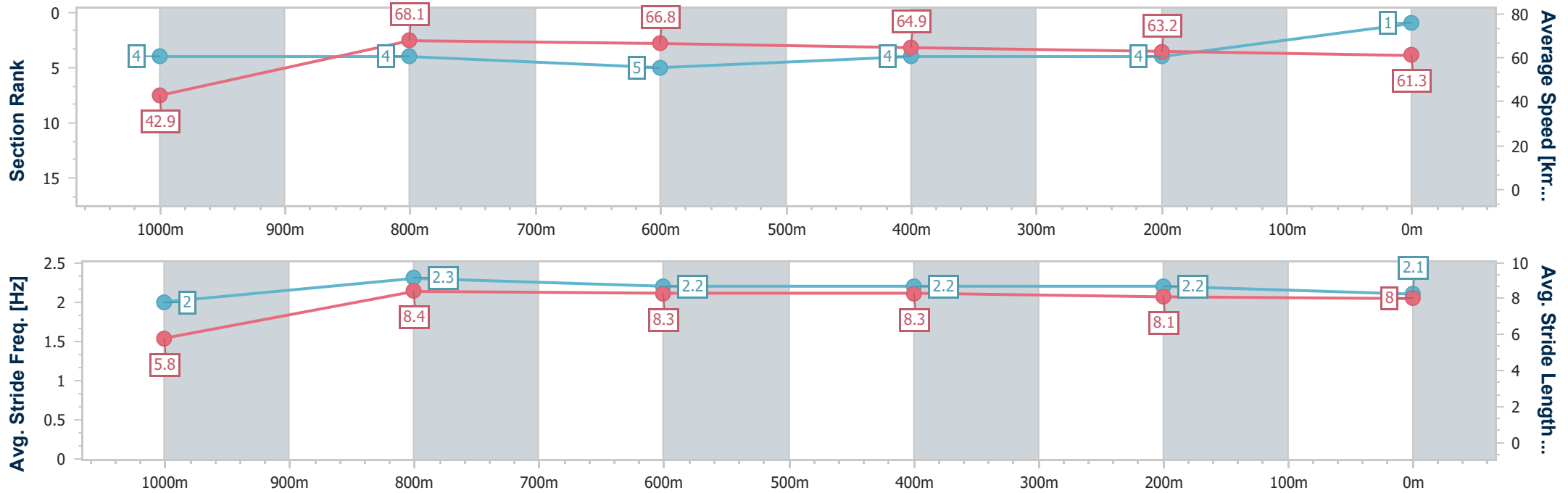
Ipswich QLD Professional
 Race 4: INFIELD FESTIVAL FEATURING RESTRICTED QTIS
 Three-Year-Old BENCHMARK 65 Handicap - 1100m



15 May 2024 - 14:19

Track Rating: Good 4, Weather: Overcast, Rail Position: +4m Entire

Section	Overall	1000m	800m	600m	400m	200m
Section Times	1:04.01 [1] (0:08.44)	0:55.57 [4] (0:10.59)	0:44.98 [4] (0:10.78)	0:34.20 [5] (0:11.06)	0:23.14 [4] (0:11.42)	0:11.72 [4] (0:11.72)
Average Speed [km/h]	42.9	68.1	66.8	64.9	63.2	61.3
Top Speed [km/h]	66.5	68.7	67.7	66.8	64.1	63.8
Avg. Dist. to Rail [m]	5.6	0.9	0.6	0.3	0.7	1.4
Avg. Stride Freq. [Hz]	2.0	2.3	2.2	2.2	2.2	2.1
Avg. Stride Length [m]	5.8	8.4	8.3	8.3	8.1	8.0



- [] Ranking at each section and finish
- .-.- No data available at this section
- NA No data available



Horse/Jockey Name	Rose Noir
Final Rank	2
Fastest Section Time (Section)	0:08.38 (Overall)
Top Speed [km/h] (Section)	70.4 (1000m)
Race State	Finished



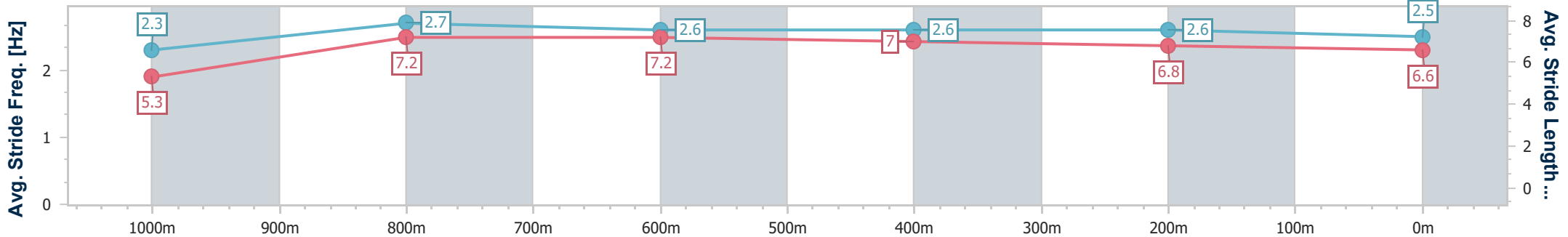
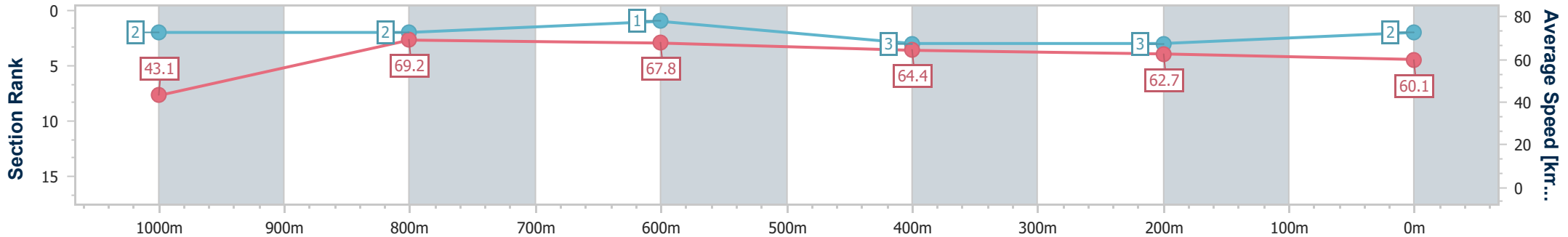
Ipswich QLD Professional
 Race 4: INFIELD FESTIVAL FEATURING RESTRICTED QTIS
 Three-Year-Old BENCHMARK 65 Handicap - 1100m



15 May 2024 - 14:19

Track Rating: Good 4, Weather: Overcast, Rail Position: +4m Entire

Section	Overall	1000m	800m	600m	400m	200m
Section Times	1:04.24 [2] (0:08.38)	0:55.86 [2] (0:10.48)	0:45.38 [2] (0:10.65)	0:34.73 [1] (0:11.25)	0:23.48 [3] (0:11.49)	0:11.99 [3] (0:11.99)
Average Speed [km/h]	43.1	69.2	67.8	64.4	62.7	60.1
Top Speed [km/h]	66.0	70.4	69.4	66.5	63.9	63.1
Avg. Dist. to Rail [m]	10.7	3.9	1.0	0.7	1.2	1.9
Avg. Stride Freq. [Hz]	2.3	2.7	2.6	2.6	2.6	2.5
Avg. Stride Length [m]	5.3	7.2	7.2	7.0	6.8	6.6



- [] Ranking at each section and finish
- .-.- No data available at this section
- NA No data available



Horse/Jockey Name	Smart Recognition
Final Rank	3
Fastest Section Time (Section)	0:08.80 (Overall)
Top Speed [km/h] (Section)	68.6 (800m)
Race State	Finished



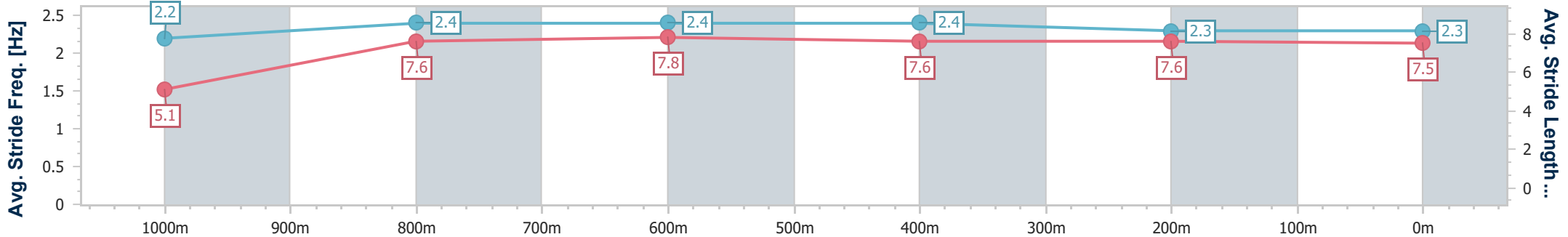
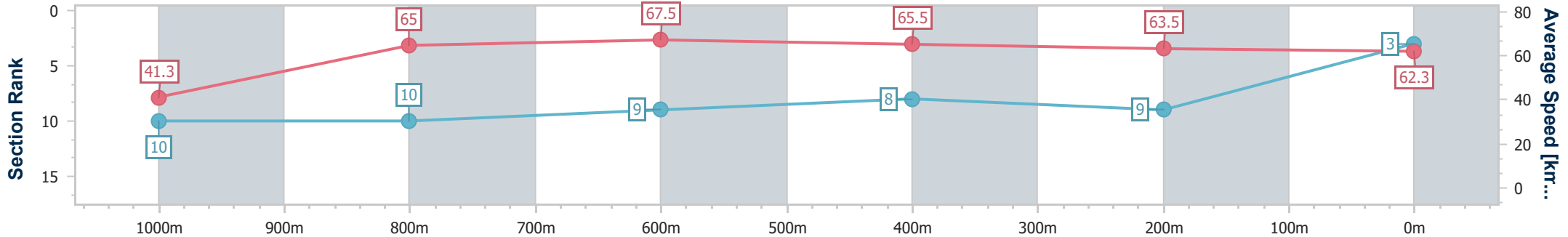
Ipswich QLD Professional
 Race 4: INFIELD FESTIVAL FEATURING RESTRICTED QTIS
 Three-Year-Old BENCHMARK 65 Handicap - 1100m



15 May 2024 - 14:19

Track Rating: Good 4, Weather: Overcast, Rail Position: +4m Entire

Section	Overall	1000m	800m	600m	400m	200m
Section Times	1:04.36 [3] (0:08.80)	0:55.56 [10] (0:11.08)	0:44.48 [10] (0:10.63)	0:33.85 [9] (0:10.98)	0:22.87 [8] (0:11.31)	0:11.56 [9] (0:11.56)
Average Speed [km/h]	41.3	65.0	67.5	65.5	63.5	62.3
Top Speed [km/h]	62.3	66.4	68.6	66.8	64.4	64.2
Avg. Dist. to Rail [m]	4.8	1.1	1.0	0.6	0.7	1.8
Avg. Stride Freq. [Hz]	2.2	2.4	2.4	2.4	2.3	2.3
Avg. Stride Length [m]	5.1	7.6	7.8	7.6	7.6	7.5



- [] Ranking at each section and finish
- .-.- No data available at this section
- NA No data available



Horse/Jockey Name	Action King
Final Rank	4
Fastest Section Time (Section)	0:08.43 (Overall)
Top Speed [km/h] (Section)	71.3 (1000m)
Race State	Finished



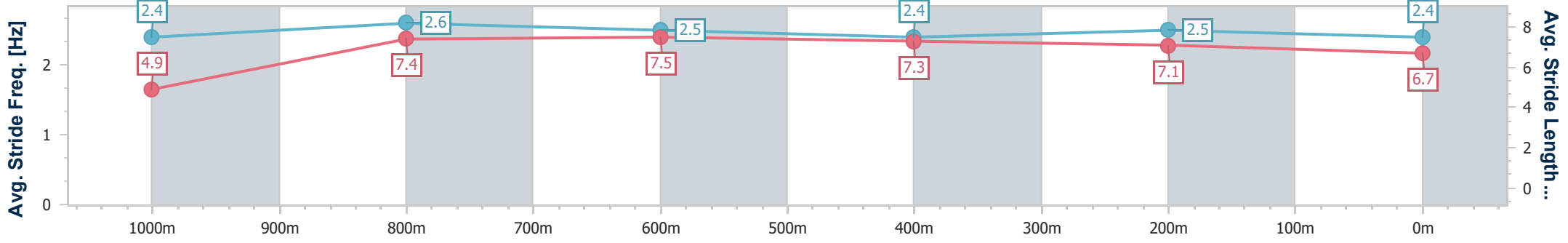
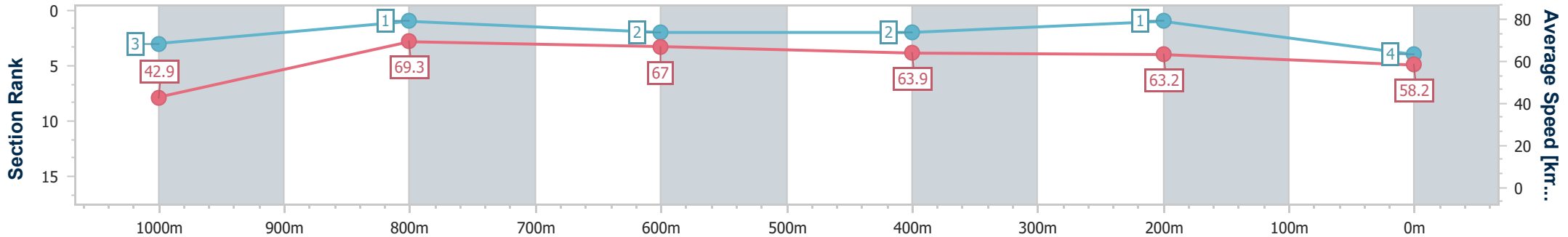
Ipswich QLD Professional
 Race 4: INFIELD FESTIVAL FEATURING RESTRICTED QTIS
 Three-Year-Old BENCHMARK 65 Handicap - 1100m



15 May 2024 - 14:19

Track Rating: Good 4, Weather: Overcast, Rail Position: +4m Entire

Section	Overall	1000m	800m	600m	400m	200m
Section Times	1:04.44 [4] (0:08.43)	0:56.01 [3] (0:10.40)	0:45.61 [1] (0:10.69)	0:34.92 [2] (0:11.19)	0:23.73 [2] (0:11.34)	0:12.39 [1] (0:12.39)
Average Speed [km/h]	42.9	69.3	67.0	63.9	63.2	58.2
Top Speed [km/h]	70.4	71.3	68.9	65.6	63.7	63.1
Avg. Dist. to Rail [m]	9.8	2.6	1.2	1.7	0.9	0.6
Avg. Stride Freq. [Hz]	2.4	2.6	2.5	2.4	2.5	2.4
Avg. Stride Length [m]	4.9	7.4	7.5	7.3	7.1	6.7



- [] Ranking at each section and finish
- .-.- No data available at this section
- NA No data available



Horse/Jockey Name	Rothgo
Final Rank	5
Fastest Section Time (Section)	0:08.55 (Overall)
Top Speed [km/h] (Section)	67.7 (1000m)
Race State	Finished



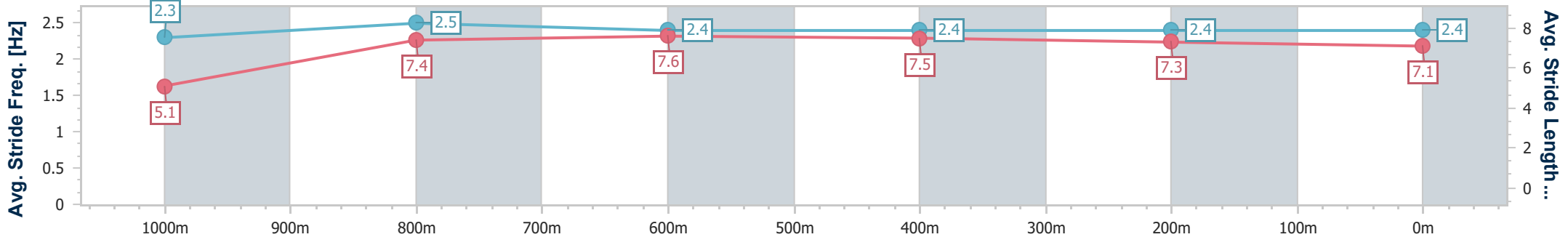
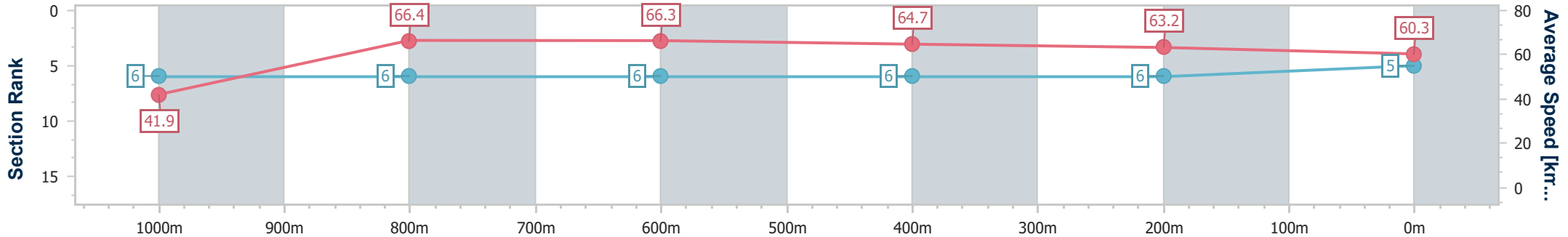
Ipswich QLD Professional
 Race 4: INFIELD FESTIVAL FEATURING RESTRICTED QTIS
 Three-Year-Old BENCHMARK 65 Handicap - 1100m



15 May 2024 - 14:19

Track Rating: Good 4, Weather: Overcast, Rail Position: +4m Entire

Section	Overall	1000m	800m	600m	400m	200m
Section Times	1:04.45 [5] (0:08.55)	0:55.90 [6] (0:10.82)	0:45.08 [6] (0:10.80)	0:34.28 [6] (0:11.00)	0:23.28 [6] (0:11.38)	0:11.90 [6] (0:11.90)
Average Speed [km/h]	41.9	66.4	66.3	64.7	63.2	60.3
Top Speed [km/h]	63.7	67.7	67.0	66.6	64.0	63.8
Avg. Dist. to Rail [m]	2.0	0.7	2.0	2.4	1.1	3.1
Avg. Stride Freq. [Hz]	2.3	2.5	2.4	2.4	2.4	2.4
Avg. Stride Length [m]	5.1	7.4	7.6	7.5	7.3	7.1



- [] Ranking at each section and finish
- .-.- No data available at this section
- NA No data available



Horse/Jockey Name	Boom Boom Bella
Final Rank	6
Fastest Section Time (Section)	0:08.75 (Overall)
Top Speed [km/h] (Section)	68.7 (800m)
Race State	Finished



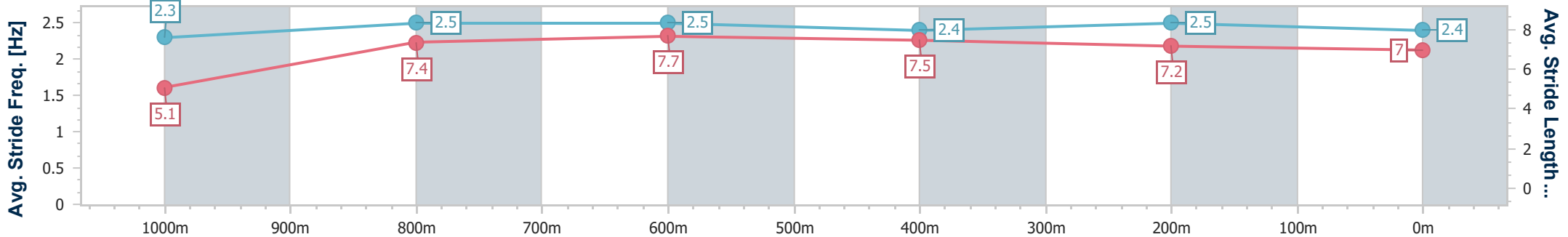
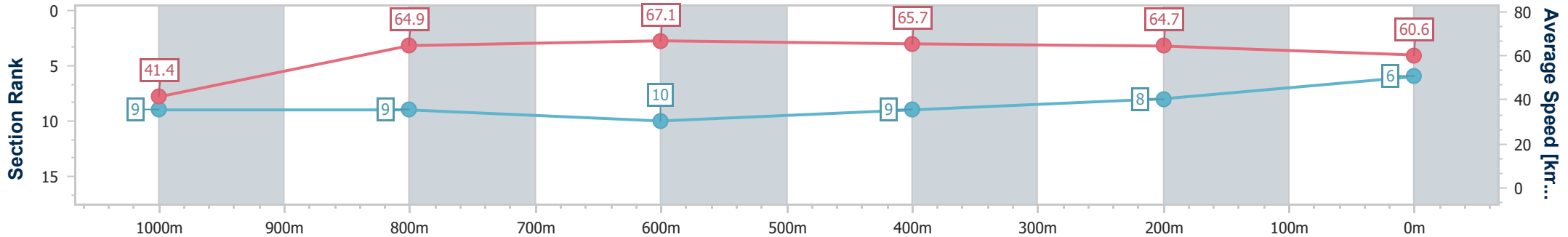
Ipswich QLD Professional
 Race 4: INFIELD FESTIVAL FEATURING RESTRICTED QTIS
 Three-Year-Old BENCHMARK 65 Handicap - 1100m



15 May 2024 - 14:19

Track Rating: Good 4, Weather: Overcast, Rail Position: +4m Entire

Section	Overall	1000m	800m	600m	400m	200m
Section Times	1:04.60 [6] (0:08.75)	0:55.85 [9] (0:11.12)	0:44.73 [9] (0:10.75)	0:33.98 [10] (0:10.93)	0:23.05 [9] (0:11.21)	0:11.84 [8] (0:11.84)
Average Speed [km/h]	41.4	64.9	67.1	65.7	64.7	60.6
Top Speed [km/h]	61.5	67.0	68.7	67.0	66.2	63.8
Avg. Dist. to Rail [m]	11.6	2.7	0.5	0.2	1.5	3.7
Avg. Stride Freq. [Hz]	2.3	2.5	2.5	2.4	2.5	2.4
Avg. Stride Length [m]	5.1	7.4	7.7	7.5	7.2	7.0



- [] Ranking at each section and finish
- .-.- No data available at this section
- NA No data available



Horse/Jockey Name	Sonny Daze
Final Rank	7
Fastest Section Time (Section)	0:08.46 (Overall)
Top Speed [km/h] (Section)	70.0 (1000m)
Race State	Finished



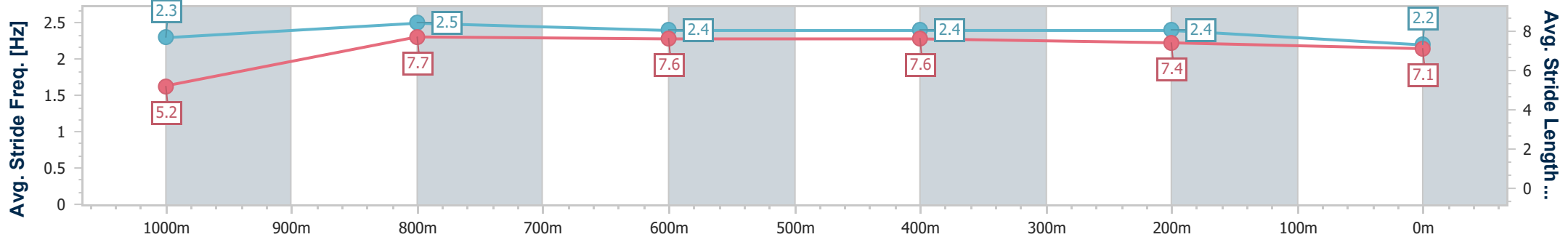
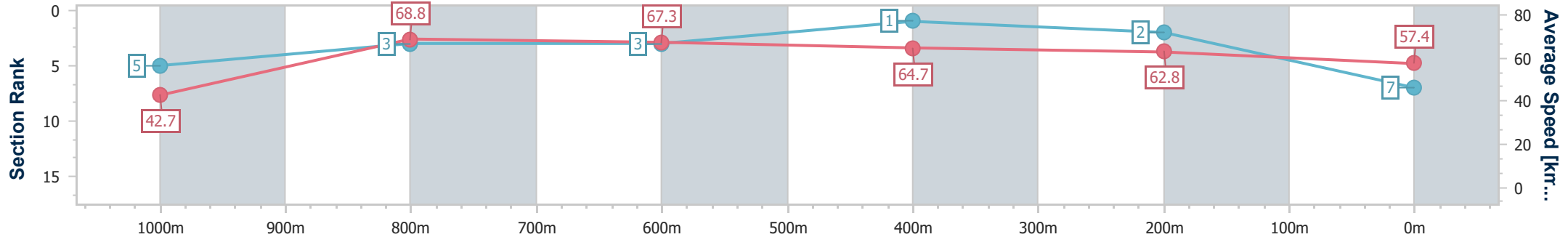
Ipswich QLD Professional
 Race 4: INFIELD FESTIVAL FEATURING RESTRICTED QTIS
 Three-Year-Old BENCHMARK 65 Handicap - 1100m



15 May 2024 - 14:19

Track Rating: Good 4, Weather: Overcast, Rail Position: +4m Entire

Section	Overall	1000m	800m	600m	400m	200m
Section Times	1:04.62 [7] (0:08.46)	0:56.16 [5] (0:10.44)	0:45.72 [3] (0:10.70)	0:35.02 [3] (0:11.04)	0:23.98 [1] (0:11.43)	0:12.55 [2] (0:12.55)
Average Speed [km/h]	42.7	68.8	67.3	64.7	62.8	57.4
Top Speed [km/h]	67.3	70.0	68.2	66.5	63.6	61.8
Avg. Dist. to Rail [m]	7.5	1.0	0.8	1.4	0.8	0.3
Avg. Stride Freq. [Hz]	2.3	2.5	2.4	2.4	2.4	2.2
Avg. Stride Length [m]	5.2	7.7	7.6	7.6	7.4	7.1



- [] Ranking at each section and finish
- .-.- No data available at this section
- NA No data available



Horse/Jockey Name	Tengun Ready
Final Rank	8
Fastest Section Time (Section)	0:08.36 (Overall)
Top Speed [km/h] (Section)	68.0 (1000m)
Race State	Finished



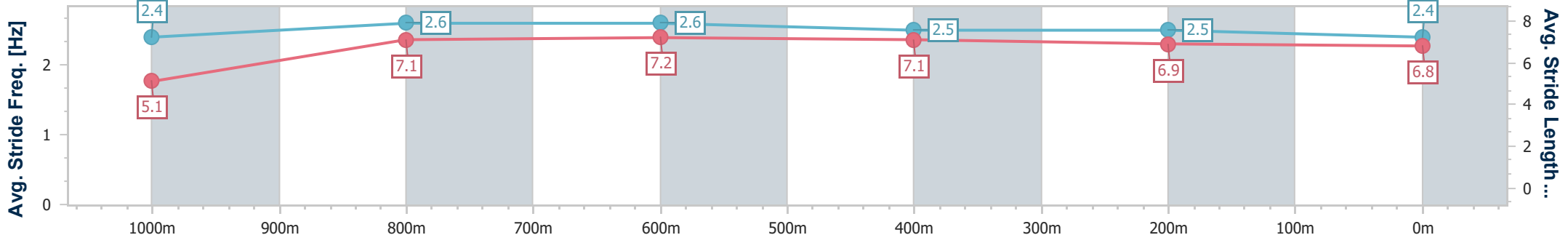
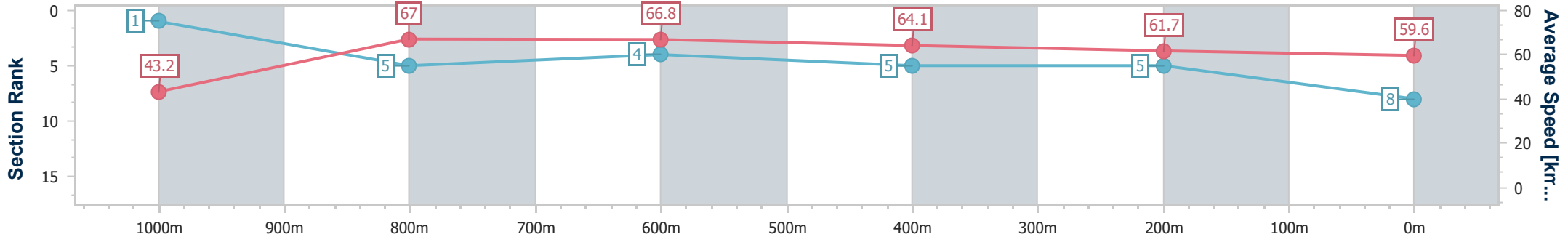
Ipswich QLD Professional
 Race 4: INFIELD FESTIVAL FEATURING RESTRICTED QTIS
 Three-Year-Old BENCHMARK 65 Handicap - 1100m



15 May 2024 - 14:19

Track Rating: Good 4, Weather: Overcast, Rail Position: +4m Entire

Section	Overall	1000m	800m	600m	400m	200m
Section Times	1:04.67 [8] (0:08.36)	0:56.31 [1] (0:10.73)	0:45.58 [5] (0:10.70)	0:34.88 [4] (0:11.18)	0:23.70 [5] (0:11.58)	0:12.12 [5] (0:12.12)
Average Speed [km/h]	43.2	67.0	66.8	64.1	61.7	59.6
Top Speed [km/h]	65.9	68.0	67.6	67.0	62.8	61.5
Avg. Dist. to Rail [m]	4.5	0.8	1.3	1.3	1.2	1.0
Avg. Stride Freq. [Hz]	2.4	2.6	2.6	2.5	2.5	2.4
Avg. Stride Length [m]	5.1	7.1	7.2	7.1	6.9	6.8



- [] Ranking at each section and finish
- .-.- No data available at this section
- NA No data available



Horse/Jockey Name	Try Everything
Final Rank	9
Fastest Section Time (Section)	0:08.70 (Overall)
Top Speed [km/h] (Section)	69.3 (800m)
Race State	Finished



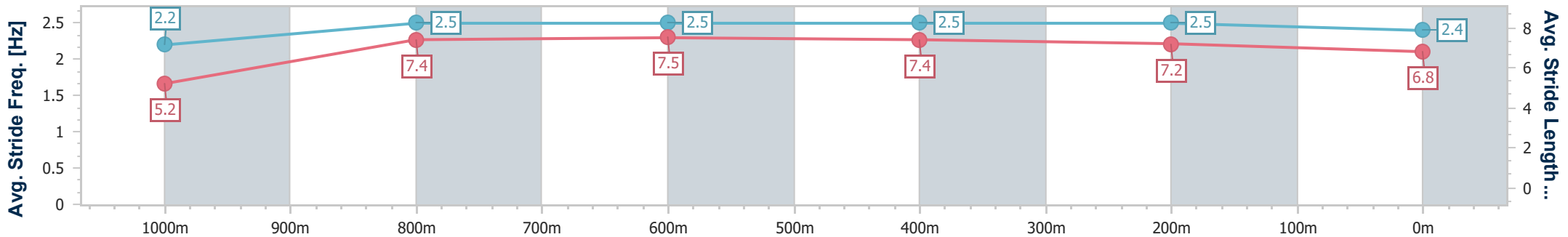
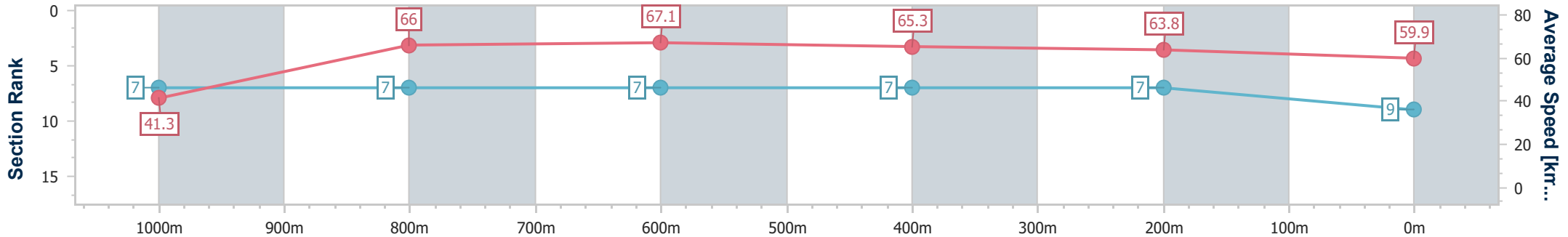
Ipswich QLD Professional
 Race 4: INFIELD FESTIVAL FEATURING RESTRICTED QTIS
 Three-Year-Old BENCHMARK 65 Handicap - 1100m



15 May 2024 - 14:19

Track Rating: Good 4, Weather: Overcast, Rail Position: +4m Entire

Section	Overall	1000m	800m	600m	400m	200m
Section Times	1:04.70 [9] (0:08.70)	0:56.00 [7] (0:10.93)	0:45.07 [7] (0:10.74)	0:34.33 [7] (0:10.97)	0:23.36 [7] (0:11.37)	0:11.99 [7] (0:11.99)
Average Speed [km/h]	41.3	66.0	67.1	65.3	63.8	59.9
Top Speed [km/h]	63.0	69.1	69.3	67.1	64.2	63.8
Avg. Dist. to Rail [m]	3.2	0.9	0.5	0.8	2.0	3.6
Avg. Stride Freq. [Hz]	2.2	2.5	2.5	2.5	2.5	2.4
Avg. Stride Length [m]	5.2	7.4	7.5	7.4	7.2	6.8



- [] Ranking at each section and finish
- .-.- No data available at this section
- NA No data available



Horse/Jockey Name	Mixed Spice
Final Rank	10
Fastest Section Time (Section)	0:08.72 (Overall)
Top Speed [km/h] (Section)	68.3 (800m)
Race State	Finished



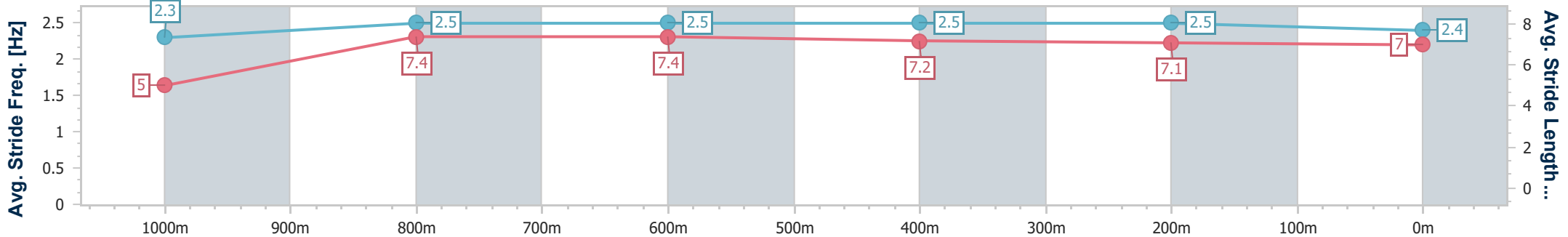
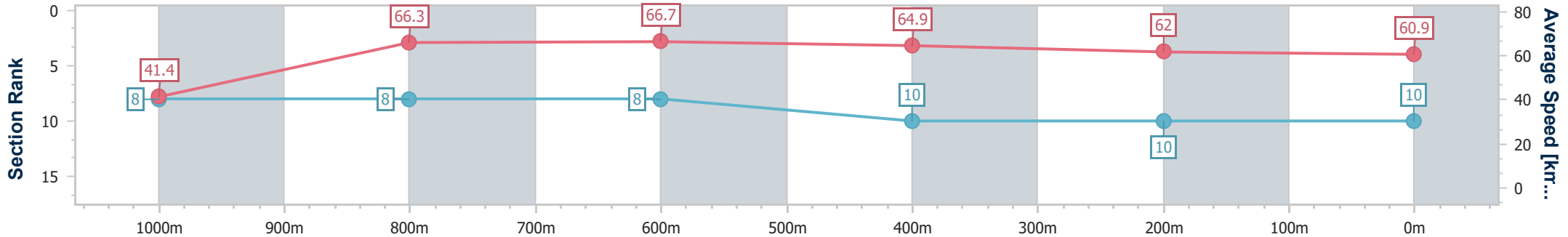
Ipswich QLD Professional
 Race 4: INFIELD FESTIVAL FEATURING RESTRICTED QTIS
 Three-Year-Old BENCHMARK 65 Handicap - 1100m



15 May 2024 - 14:19

Track Rating: Good 4, Weather: Overcast, Rail Position: +4m Entire

Section	Overall	1000m	800m	600m	400m	200m
Section Times	1:05.13 [10] (0:08.72)	0:56.41 [8] (0:10.91)	0:45.50 [8] (0:10.82)	0:34.68 [8] (0:11.14)	0:23.54 [10] (0:11.67)	0:11.87 [10] (0:11.87)
Average Speed [km/h]	41.4	66.3	66.7	64.9	62.0	60.9
Top Speed [km/h]	62.7	67.6	68.3	66.4	63.9	62.1
Avg. Dist. to Rail [m]	6.3	1.4	0.7	1.1	2.8	5.5
Avg. Stride Freq. [Hz]	2.3	2.5	2.5	2.5	2.5	2.4
Avg. Stride Length [m]	5.0	7.4	7.4	7.2	7.1	7.0



- [] Ranking at each section and finish
- .-.- No data available at this section
- NA No data available

Track Rating: Good 4, Weather: Overcast, Rail Position: +4m Entire

Section												Last 600m		
Field Times		Overall	1000m	800m	600m	400m	200m						0:34.59	
		1:09.96 (0:13.65)	0:56.31 (0:10.54)	0:45.77 (0:11.18)	0:34.59 (0:11.36)	0:23.23 (0:11.54)	0:11.69 (0:11.69)							
Rank	TAB	Horse/Jockey	Barrier	Top Speed [km/h]	Fastest Section							Margin	Distance Travelled [m]	
1	2	HURTS SO GOOD James Orman	12	67.5 1000m	0:10.82 1000m	1:09.96 [1] (0:14.44)	0:55.52 [8] (0:10.82)	0:44.70 [8] (0:11.08)	0:33.62 [8] (0:11.28)	0:22.34 [6] (0:11.05)	0:11.29 [5] (0:11.29)	1:09.96	0:33.62	
2	7	LUMENS LENNY Ryan Maloney	1	69.6 1000m	0:10.59 1000m	1:10.25 [2] (0:13.77)	0:56.48 [2] (0:10.59)	0:45.89 [2] (0:11.12)	0:34.77 [2] (0:11.38)	0:23.39 [2] (0:11.41)	0:11.98 [1] (0:11.98)	0.29L	0:34.77	-1
3	1	A LOT OF BOOTY Tahlia Fenlon	15	69.7 1000m	0:10.54 1000m	1:10.56 [3] (0:13.65)	0:56.91 [1] (0:10.54)	0:46.37 [1] (0:11.18)	0:35.19 [1] (0:11.36)	0:23.83 [1] (0:11.56)	0:12.27 [2] (0:12.27)	0.31L	0:35.19	-4
4	14	RISK ASSESSMENT Angela Jones	2	68.6 1000m	0:10.72 1000m	1:10.75 [4] (0:13.83)	0:56.92 [3] (0:10.72)	0:46.20 [3] (0:11.18)	0:35.02 [3] (0:11.37)	0:23.65 [4] (0:11.50)	0:12.15 [3] (0:12.15)	0.19L	0:35.02	+0
5	6	CUNNAMULLA FELLA Martin Harley	8	66.5 800m	0:11.06 1000m	1:10.88 [5] (0:14.17)	0:56.71 [6] (0:11.06)	0:45.65 [7] (0:11.11)	0:34.54 [7] (0:11.34)	0:23.20 [8] (0:11.52)	0:11.68 [7] (0:11.68)	0.13L	0:34.54	+3
6	8	PEROVIC Jake Bayliss	6	67.8 1000m	0:10.79 1000m	1:10.92 [6] (0:14.30)	0:56.62 [7] (0:10.79)	0:45.83 [6] (0:10.97)	0:34.86 [5] (0:11.26)	0:23.60 [5] (0:11.60)	0:12.00 [6] (0:12.00)	0.04L	0:34.86	+0
7	18	WEST CORK Nathan Evans	5	68.4 1000m	0:10.77 1000m	1:10.95 [7] (0:14.01)	0:56.94 [4] (0:10.77)	0:46.17 [4] (0:11.07)	0:35.10 [4] (0:11.22)	0:23.88 [3] (0:11.56)	0:12.32 [4] (0:12.32)	0.03L	0:35.10	-2
8	3	PRADO Karl Zechner	4	67.4 1000m	0:10.84 1000m	1:10.99 [8] (0:14.74)	0:56.25 [10] (0:10.84)	0:45.41 [10] (0:11.05)	0:34.36 [10] (0:11.28)	0:23.08 [10] (0:11.56)	0:11.52 [9] (0:11.52)	0.04L	0:34.36	-1
9	4	QUARANTINE DREAMS Andrew Mallyon	13	67.0 1000m	0:10.89 1000m	1:11.20 [9] (0:14.52)	0:56.68 [9] (0:10.89)	0:45.79 [9] (0:11.11)	0:34.68 [9] (0:11.35)	0:23.33 [9] (0:11.45)	0:11.88 [8] (0:11.88)	0.21L	0:34.68	+0
10	21	SUPER RUPERT Girish Goomany	3	67.6 1000m	0:10.82 1000m	1:11.85 [10] (0:14.10)	0:57.75 [5] (0:10.82)	0:46.93 [5] (0:11.20)	0:35.73 [6] (0:11.54)	0:24.19 [7] (0:11.93)	0:12.26 [10] (0:12.26)	0.65L	0:35.73	-2

Scratched: Parues (#17), Private Tender (#9), Action King (#5), Bremerhaven (#11), Boom Boom Bella (#16), Takeru (#19), Roar Hide (#20), Hell Queen (#13), Surreal Ascot (#15), Crown Guinea (#10), Cattrall



Horse/Jockey Name	Hurts So Good
Final Rank	1
Fastest Section Time (Section)	0:10.82 (1000m)
Top Speed [km/h] (Section)	67.5 (1000m)
Race State	Finished



Ipswich QLD Professional

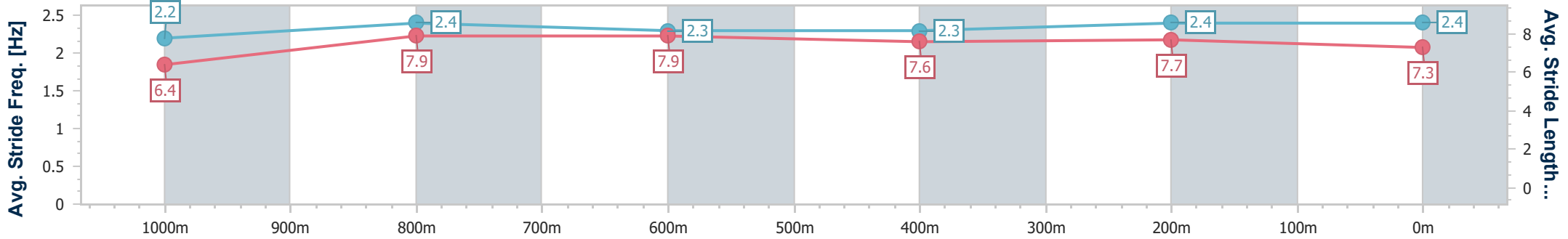
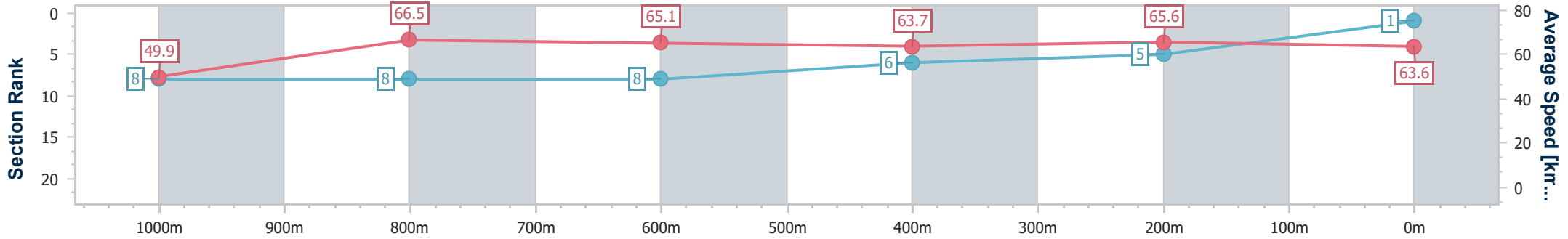
Race 5: TAB Class 1 Plate - 1200m

15 May 2024 - 14:53



Track Rating: Good 4, Weather: Overcast, Rail Position: +4m Entire

Section	Overall	1000m	800m	600m	400m	200m
Section Times	1:09.96 [1] (0:14.44)	0:55.52 [8] (0:10.82)	0:44.70 [8] (0:11.08)	0:33.62 [8] (0:11.28)	0:22.34 [6] (0:11.05)	0:11.29 [5]
Average Speed [km/h]	49.9	66.5	65.1	63.7	65.6	63.6
Top Speed [km/h]	66.7	67.5	65.9	65.9	67.4	66.5
Avg. Dist. to Rail [m]	7.1	0.4	0.2	0.5	1.7	2.3
Avg. Stride Freq. [Hz]	2.2	2.4	2.3	2.3	2.4	2.4
Avg. Stride Length [m]	6.4	7.9	7.9	7.6	7.7	7.3



- [] Ranking at each section and finish
- .-.- No data available at this section
- NA No data available



Horse/Jockey Name	Lumens Lenny
Final Rank	2
Fastest Section Time (Section)	0:10.59 (1000m)
Top Speed [km/h] (Section)	69.6 (1000m)
Race State	Finished



Ipswich QLD Professional

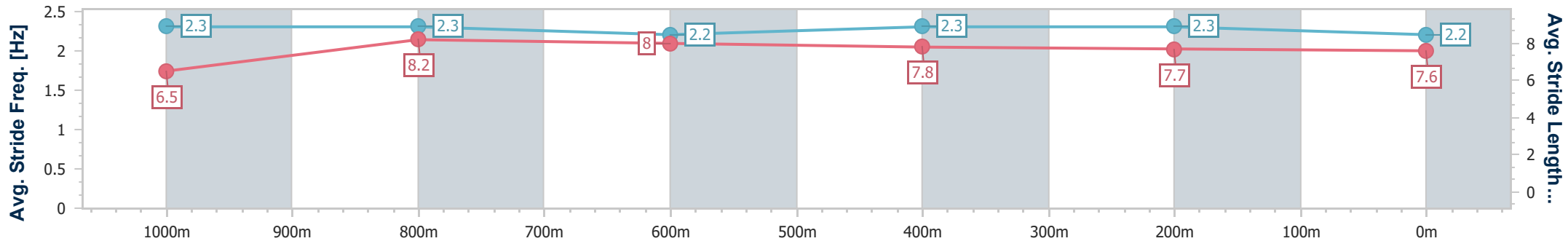
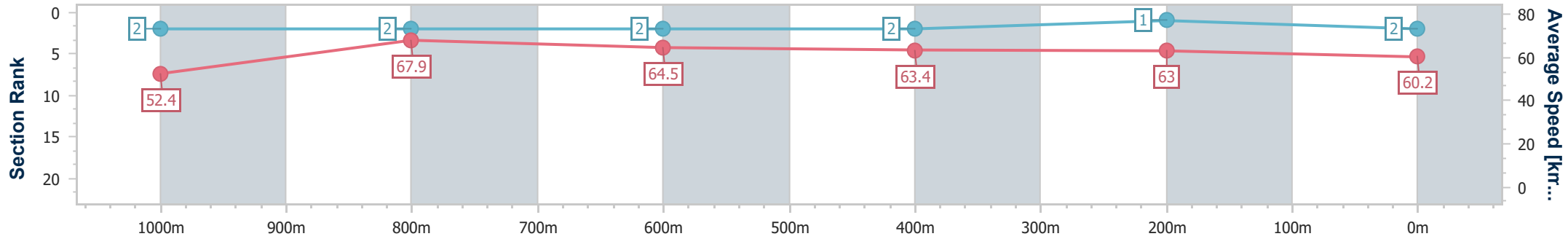
Race 5: TAB Class 1 Plate - 1200m

15 May 2024 - 14:53



Track Rating: Good 4, Weather: Overcast, Rail Position: +4m Entire

Section	Overall	1000m	800m	600m	400m	200m
Section Times	1:10.25 [2] (0:13.77)	0:56.48 [2] (0:10.59)	0:45.89 [2] (0:11.12)	0:34.77 [2] (0:11.38)	0:23.39 [2] (0:11.41)	0:11.98 [1] (0:11.98)
Average Speed [km/h]	52.4	67.9	64.5	63.4	63.0	60.2
Top Speed [km/h]	68.4	69.6	66.5	64.0	64.0	62.4
Avg. Dist. to Rail [m]	2.6	0.4	0.3	0.3	0.3	0.6
Avg. Stride Freq. [Hz]	2.3	2.3	2.2	2.3	2.3	2.2
Avg. Stride Length [m]	6.5	8.2	8.0	7.8	7.7	7.6



- [] Ranking at each section and finish
- .-.-.- No data available at this section
- NA No data available



Horse/Jockey Name	A Lot Of Booty
Final Rank	3
Fastest Section Time (Section)	0:10.54 (1000m)
Top Speed [km/h] (Section)	69.7 (1000m)
Race State	Finished



Ipswich QLD Professional

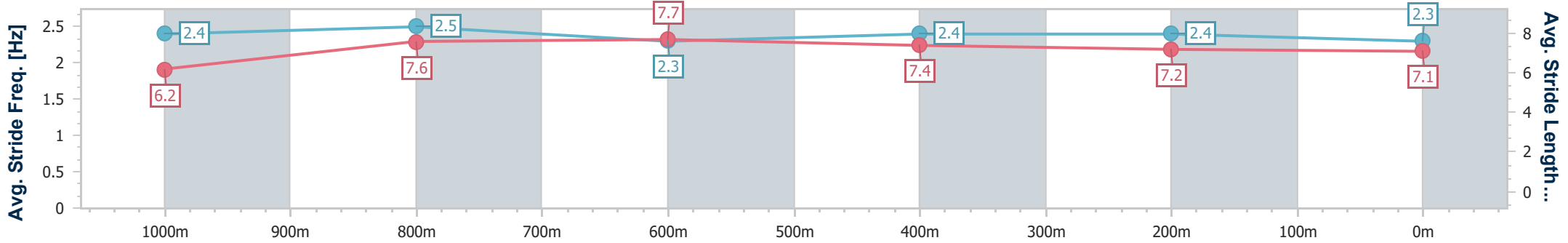
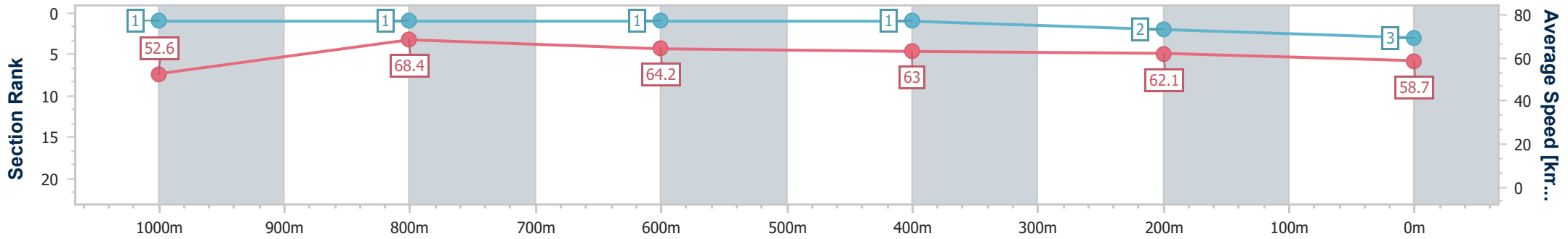
Race 5: TAB Class 1 Plate - 1200m

15 May 2024 - 14:53



Track Rating: Good 4, Weather: Overcast, Rail Position: +4m Entire

Section	Overall	1000m	800m	600m	400m	200m
Section Times	1:10.56 [3] (0:13.65)	0:56.91 [1] (0:10.54)	0:46.37 [1] (0:11.18)	0:35.19 [1] (0:11.36)	0:23.83 [1] (0:11.56)	0:12.27 [2] (0:12.27)
Average Speed [km/h]	52.6	68.4	64.2	63.0	62.1	58.7
Top Speed [km/h]	69.5	69.7	65.4	63.8	62.8	60.9
Avg. Dist. to Rail [m]	9.0	1.4	0.8	0.9	1.1	1.0
Avg. Stride Freq. [Hz]	2.4	2.5	2.3	2.4	2.4	2.3
Avg. Stride Length [m]	6.2	7.6	7.7	7.4	7.2	7.1



- [] Ranking at each section and finish
- .-.- No data available at this section
- NA No data available



Horse/Jockey Name	Risk Assessment
Final Rank	4
Fastest Section Time (Section)	0:10.72 (1000m)
Top Speed [km/h] (Section)	68.6 (1000m)
Race State	Finished



Ipswich QLD Professional

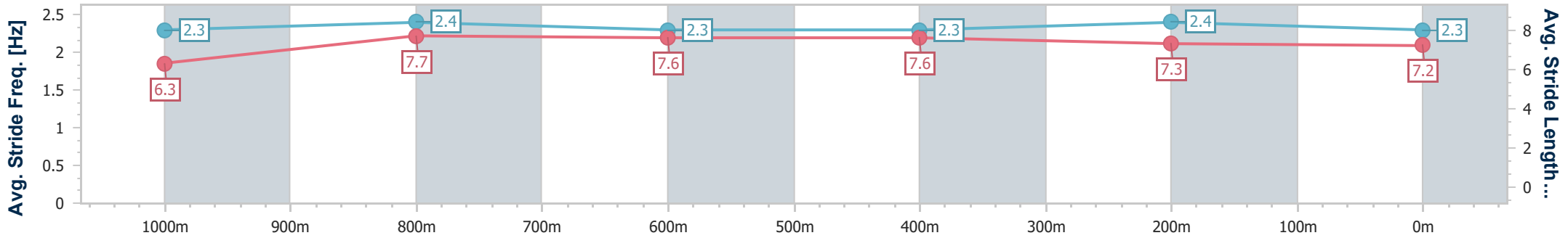
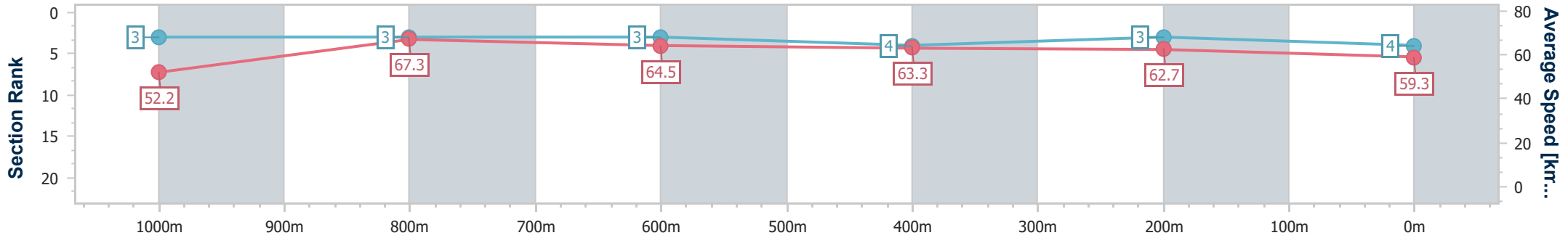
Race 5: TAB Class 1 Plate - 1200m

15 May 2024 - 14:53



Track Rating: Good 4, Weather: Overcast, Rail Position: +4m Entire

Section	Overall	1000m	800m	600m	400m	200m
Section Times	1:10.75 [4] (0:13.83)	0:56.92 [3] (0:10.72)	0:46.20 [3] (0:11.18)	0:35.02 [3] (0:11.37)	0:23.65 [4] (0:11.50)	0:12.15 [3] (0:12.15)
Average Speed [km/h]	52.2	67.3	64.5	63.3	62.7	59.3
Top Speed [km/h]	68.5	68.6	65.8	63.9	63.6	61.8
Avg. Dist. to Rail [m]	4.0	1.8	0.4	0.4	0.8	1.4
Avg. Stride Freq. [Hz]	2.3	2.4	2.3	2.3	2.4	2.3
Avg. Stride Length [m]	6.3	7.7	7.6	7.6	7.3	7.2



- [] Ranking at each section and finish
- .-.- No data available at this section
- NA No data available



Horse/Jockey Name	Cunnamulla Fella
Final Rank	5
Fastest Section Time (Section)	0:11.06 (1000m)
Top Speed [km/h] (Section)	66.5 (800m)
Race State	Finished



Ipswich QLD Professional

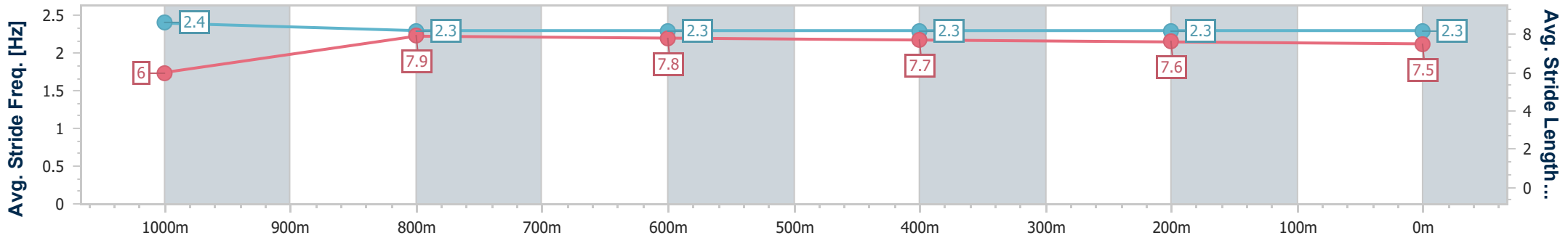
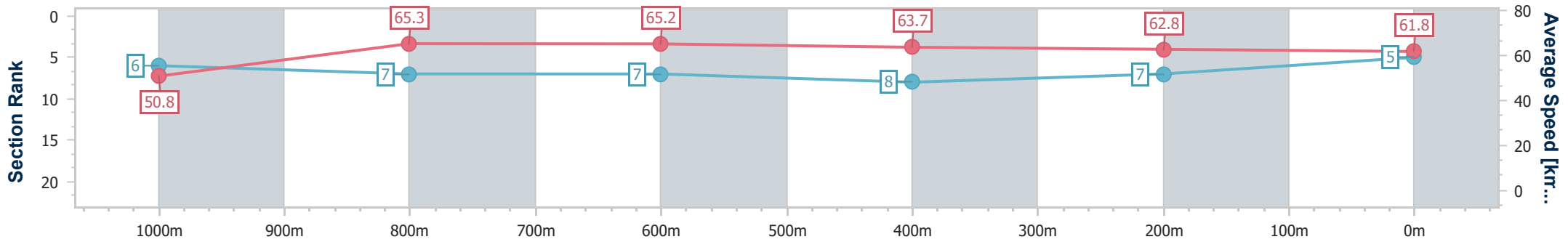
Race 5: TAB Class 1 Plate - 1200m

15 May 2024 - 14:53



Track Rating: Good 4, Weather: Overcast, Rail Position: +4m Entire

Section	Overall	1000m	800m	600m	400m	200m
Section Times	1:10.88 [5] (0:14.17)	0:56.71 [6] (0:11.06)	0:45.65 [7] (0:11.11)	0:34.54 [7] (0:11.34)	0:23.20 [8] (0:11.52)	0:11.68 [7]
Average Speed [km/h]	50.8	65.3	65.2	63.7	62.8	61.8
Top Speed [km/h]	65.5	65.9	66.5	65.4	63.6	62.5
Avg. Dist. to Rail [m]	7.0	2.0	0.9	1.1	2.6	5.2
Avg. Stride Freq. [Hz]	2.4	2.3	2.3	2.3	2.3	2.3
Avg. Stride Length [m]	6.0	7.9	7.8	7.7	7.6	7.5



- [] Ranking at each section and finish
- .-.- No data available at this section
- NA No data available



Horse/Jockey Name	Perovic
Final Rank	6
Fastest Section Time (Section)	0:10.79 (1000m)
Top Speed [km/h] (Section)	67.8 (1000m)
Race State	Finished



Ipswich QLD Professional

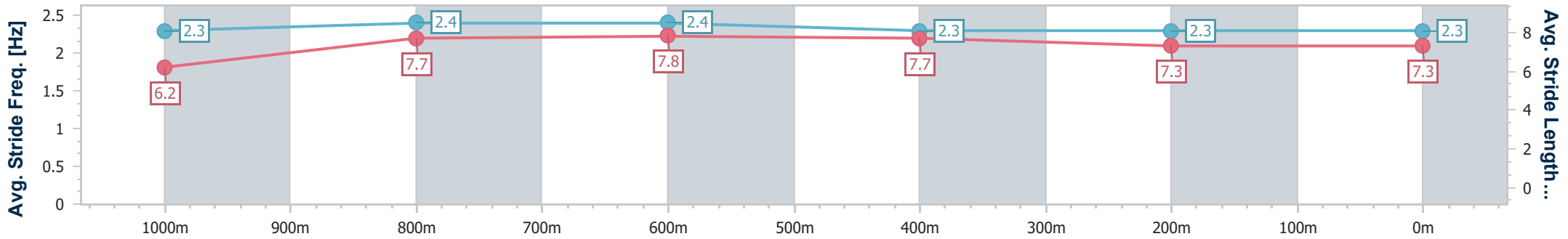
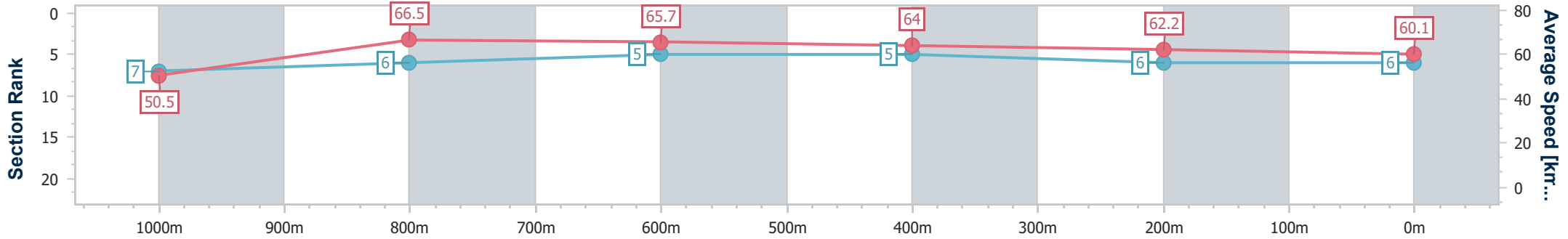
Race 5: TAB Class 1 Plate - 1200m

15 May 2024 - 14:53



Track Rating: Good 4, Weather: Overcast, Rail Position: +4m Entire

Section	Overall	1000m	800m	600m	400m	200m
Section Times	1:10.92 [6] (0:14.30)	0:56.62 [7] (0:10.79)	0:45.83 [6] (0:10.97)	0:34.86 [5] (0:11.26)	0:23.60 [5] (0:11.60)	0:12.00 [6] (0:12.00)
Average Speed [km/h]	50.5	66.5	65.7	64.0	62.2	60.1
Top Speed [km/h]	67.3	67.8	66.4	64.9	63.5	61.6
Avg. Dist. to Rail [m]	5.8	0.9	0.2	0.2	1.4	3.4
Avg. Stride Freq. [Hz]	2.3	2.4	2.4	2.3	2.3	2.3
Avg. Stride Length [m]	6.2	7.7	7.8	7.7	7.3	7.3



- [] Ranking at each section and finish
- .-.- No data available at this section
- NA No data available



Horse/Jockey Name	West Cork
Final Rank	7
Fastest Section Time (Section)	0:10.77 (1000m)
Top Speed [km/h] (Section)	68.4 (1000m)
Race State	Finished



Ipswich QLD Professional

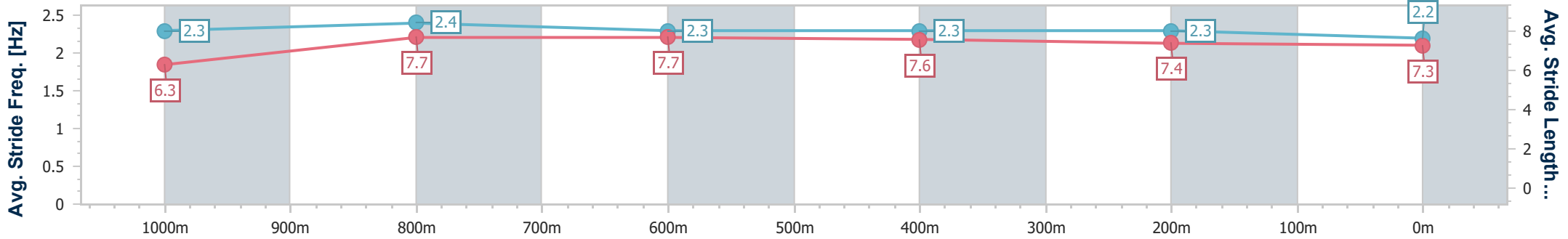
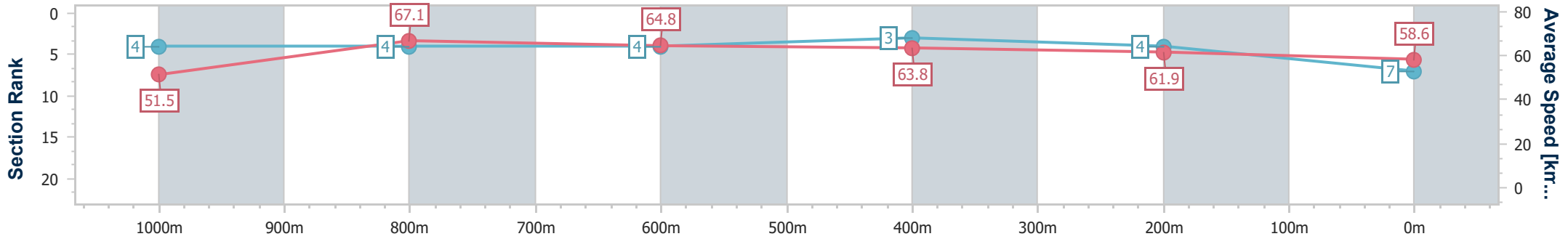
Race 5: TAB Class 1 Plate - 1200m

15 May 2024 - 14:53



Track Rating: Good 4, Weather: Overcast, Rail Position: +4m Entire

Section	Overall	1000m	800m	600m	400m	200m
Section Times	1:10.95 [7] (0:14.01)	0:56.94 [4] (0:10.77)	0:46.17 [4] (0:11.07)	0:35.10 [4] (0:11.22)	0:23.88 [3] (0:11.56)	0:12.32 [4]
Average Speed [km/h]	51.5	67.1	64.8	63.8	61.9	58.6
Top Speed [km/h]	67.2	68.4	66.1	64.6	63.0	60.9
Avg. Dist. to Rail [m]	5.1	1.3	0.6	1.1	1.1	0.6
Avg. Stride Freq. [Hz]	2.3	2.4	2.3	2.3	2.3	2.2
Avg. Stride Length [m]	6.3	7.7	7.7	7.6	7.4	7.3



- [] Ranking at each section and finish
- .-.- No data available at this section
- NA No data available



Horse/Jockey Name	Prado
Final Rank	8
Fastest Section Time (Section)	0:10.84 (1000m)
Top Speed [km/h] (Section)	67.4 (1000m)
Race State	Finished



Ipswich QLD Professional

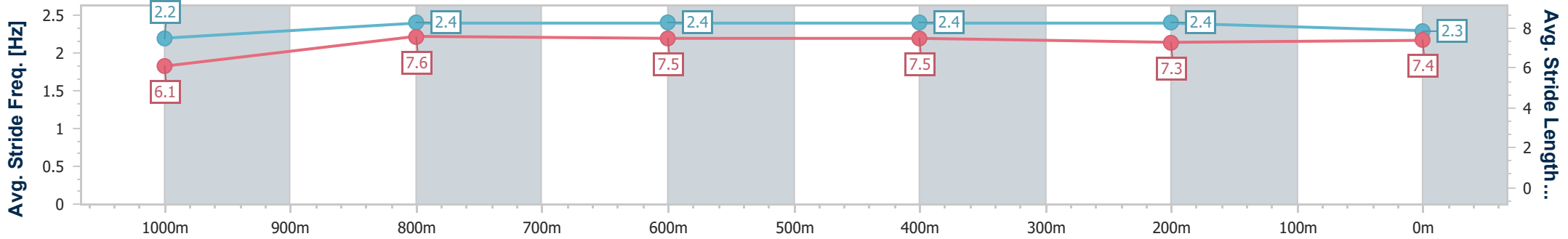
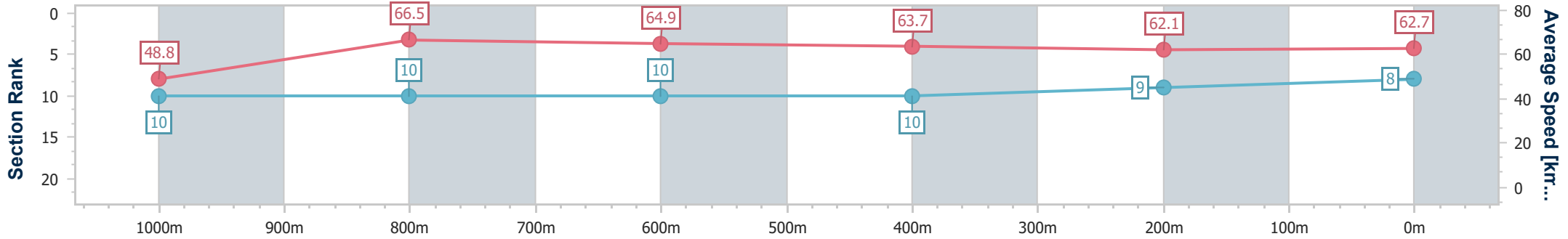
Race 5: TAB Class 1 Plate - 1200m

15 May 2024 - 14:53



Track Rating: Good 4, Weather: Overcast, Rail Position: +4m Entire

Section	Overall	1000m	800m	600m	400m	200m
Section Times	1:10.99 [8] (0:14.74)	0:56.25 [10] (0:10.84)	0:45.41 [10] (0:11.05)	0:34.36 [10] (0:11.28)	0:23.08 [10] (0:11.56)	0:11.52 [9] (0:11.52)
Average Speed [km/h]	48.8	66.5	64.9	63.7	62.1	62.7
Top Speed [km/h]	65.1	67.4	66.7	65.3	63.7	63.5
Avg. Dist. to Rail [m]	5.0	1.0	0.7	0.5	1.2	5.3
Avg. Stride Freq. [Hz]	2.2	2.4	2.4	2.4	2.4	2.3
Avg. Stride Length [m]	6.1	7.6	7.5	7.5	7.3	7.4



- [] Ranking at each section and finish
- .-.- No data available at this section
- NA No data available



Horse/Jockey Name	Quarantine Dreams
Final Rank	9
Fastest Section Time (Section)	0:10.89 (1000m)
Top Speed [km/h] (Section)	67.0 (1000m)
Race State	Finished



Ipswich QLD Professional

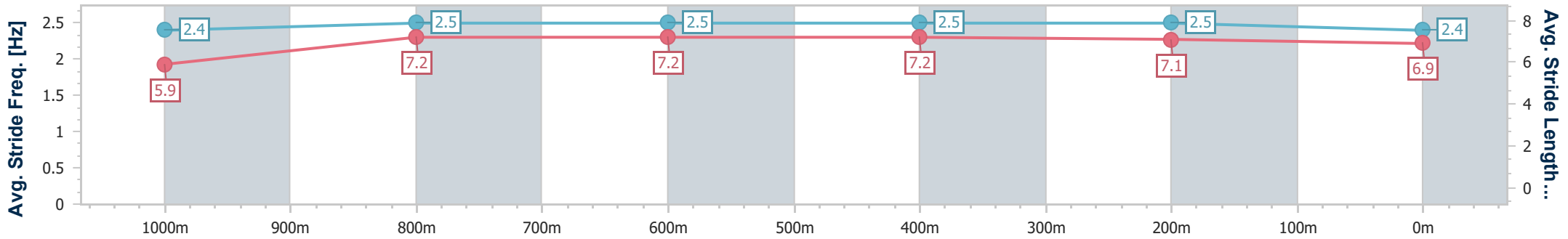
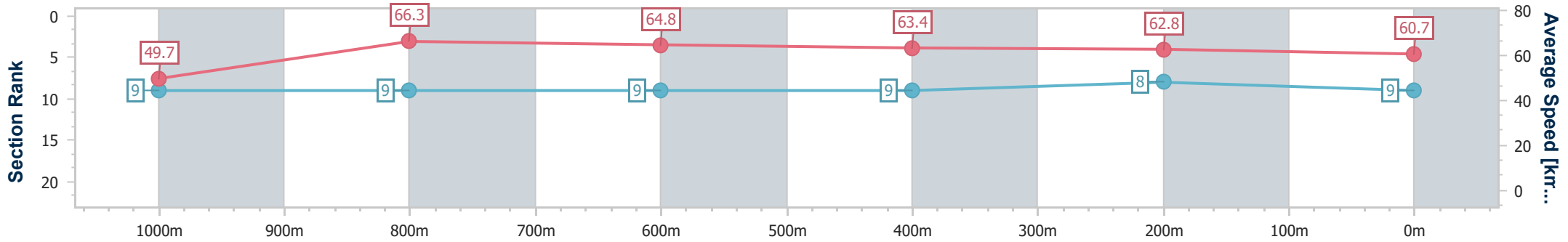
Race 5: TAB Class 1 Plate - 1200m

15 May 2024 - 14:53



Track Rating: Good 4, Weather: Overcast, Rail Position: +4m Entire

Section	Overall	1000m	800m	600m	400m	200m
Section Times	1:11.20 [9] (0:14.52)	0:56.68 [9] (0:10.89)	0:45.79 [9] (0:11.11)	0:34.68 [9] (0:11.35)	0:23.33 [9] (0:11.45)	0:11.88 [8] (0:11.88)
Average Speed [km/h]	49.7	66.3	64.8	63.4	62.8	60.7
Top Speed [km/h]	64.8	67.0	65.8	64.0	63.7	62.5
Avg. Dist. to Rail [m]	8.4	1.5	0.3	0.4	0.6	1.7
Avg. Stride Freq. [Hz]	2.4	2.5	2.5	2.5	2.5	2.4
Avg. Stride Length [m]	5.9	7.2	7.2	7.2	7.1	6.9



- [] Ranking at each section and finish
- .-.- No data available at this section
- NA No data available



Horse/Jockey Name	Super Rupert
Final Rank	10
Fastest Section Time (Section)	0:10.82 (1000m)
Top Speed [km/h] (Section)	67.6 (1000m)
Race State	Finished



Ipswich QLD Professional

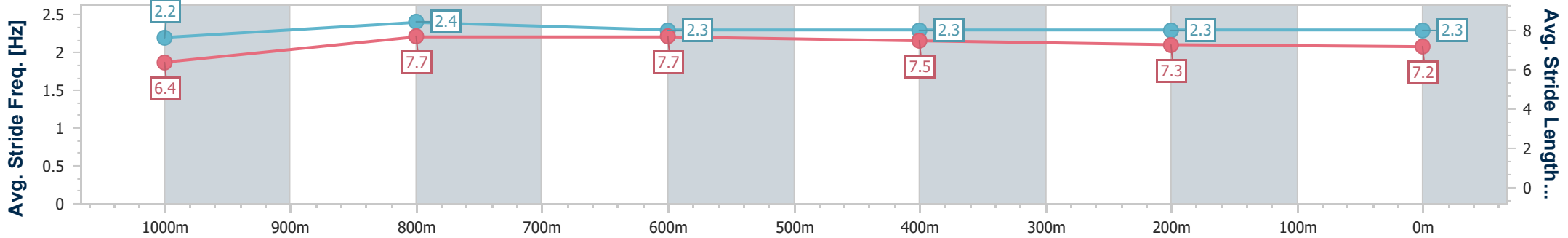
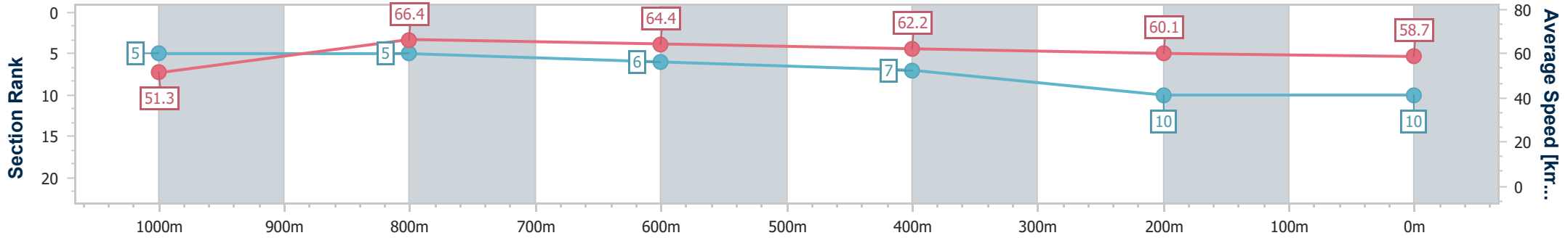
Race 5: TAB Class 1 Plate - 1200m

15 May 2024 - 14:53



Track Rating: Good 4, Weather: Overcast, Rail Position: +4m Entire

Section	Overall	1000m	800m	600m	400m	200m
Section Times	1:11.85 [10] (0:14.10)	0:57.75 [5] (0:10.82)	0:46.93 [5] (0:11.20)	0:35.73 [6] (0:11.54)	0:24.19 [7] (0:11.93)	0:12.26 [10] (0:12.26)
Average Speed [km/h]	51.3	66.4	64.4	62.2	60.1	58.7
Top Speed [km/h]	67.6	67.6	65.3	64.1	60.7	60.5
Avg. Dist. to Rail [m]	3.8	0.4	0.3	0.5	0.4	0.9
Avg. Stride Freq. [Hz]	2.2	2.4	2.3	2.3	2.3	2.3
Avg. Stride Length [m]	6.4	7.7	7.7	7.5	7.3	7.2



- [] Ranking at each section and finish
- .-.- No data available at this section
- NA No data available

Track Rating: Good 4, Weather: Overcast, Rail Position: +4m Entire

Section												Last 600m	
Field Times		Overall	1200m	1000m	800m	600m	400m						0:35.90
		1:20.93 (0:10.90)	1:10.03 (0:10.85)	0:59.18 (0:11.39)	0:47.79 (0:11.89)	0:35.90 (0:12.01)	0:23.89 (0:11.69)						
Rank	TAB	Horse/Jockey	Barrier	Top Speed [km/h]	Fastest Section	Overall	1200m	1000m	800m	600m	400m	Last 600m	Distance Travelled [m]
1	2	I AM TAKINGTHELOT James Orman	8	66.4 1200m	0:11.09 1200m	1:20.93 [1] (0:11.14)	1:09.79 [7] (0:11.09)	0:58.70 [5] (0:11.43)	0:47.27 [5] (0:11.76)	0:35.51 [4] (0:11.85)	0:23.66 [4] (0:11.59)	0:35.51	
2	4	CASROCK Cejay Graham	16	67.1 1200m	0:10.90 Overall	1:21.09 [2] (0:10.90)	1:10.19 [2] (0:11.10)	0:59.09 [4] (0:11.50)	0:47.59 [4] (0:11.97)	0:35.62 [5] (0:11.70)	0:23.92 [2] (0:11.56)	0:35.62	+5
3	6	TOUCH OF GRACIE Kyle Wilson-Taylor	13	68.4 1200m	0:10.90 1200m	1:21.18 [3] (0:11.64)	1:09.54 [12] (0:10.90)	0:58.64 [9] (0:11.46)	0:47.18 [7] (0:11.72)	0:35.46 [6] (0:11.77)	0:23.69 [6] (0:11.57)	0:35.46	+9
4	10	SURREAL ASCOT Kirk Matheson	9	66.9 1200m	0:10.93 Overall	1:21.26 [4] (0:10.93)	1:10.33 [3] (0:11.01)	0:59.32 [3] (0:11.45)	0:47.87 [3] (0:11.80)	0:36.07 [3] (0:12.00)	0:24.07 [3] (0:11.64)	0:36.07	+1
5	3	PICK ZA BEANS Jake Molloy	2	66.2 1200m	0:11.17 1200m	1:21.26 [5] (0:11.61)	1:09.65 [11] (0:11.17)	0:58.48 [12] (0:11.52)	0:46.96 [12] (0:11.80)	0:35.16 [11] (0:11.90)	0:23.26 [11] (0:11.46)	0:35.16	+2
6	11	AKEMI Michael Rodd	10	66.3 1200m	0:11.14 Overall	1:21.41 [6] (0:11.14)	1:10.27 [6] (0:11.22)	0:59.05 [7] (0:11.65)	0:47.40 [8] (0:11.98)	0:35.42 [9] (0:11.85)	0:23.57 [9] (0:11.60)	0:35.42	+6
7	13	DARK THINKER Jag Guthmann-Chester	12	66.4 1200m	0:11.19 1200m	1:21.45 [7] (0:11.52)	1:09.93 [10] (0:11.19)	0:58.74 [11] (0:11.58)	0:47.16 [11] (0:11.99)	0:35.17 [12] (0:11.94)	0:23.23 [13] (0:11.50)	0:35.17	+4
8	16	INDENTED HEAD Wanderson D'Avila	5	67.0 1200m	0:11.21 Overall	1:21.51 [8] (0:11.21)	1:10.30 [8] (0:11.26)	0:59.04 [8] (0:11.64)	0:47.40 [10] (0:11.98)	0:35.42 [10] (0:11.87)	0:23.55 [10] (0:11.65)	0:35.42	+6
9	15	LA SEULE Mark Du Plessis	4	66.3 1200m	0:11.14 1200m	1:21.54 [9] (0:11.80)	1:09.74 [13] (0:11.14)	0:58.60 [13] (0:11.64)	0:46.96 [13] (0:11.93)	0:35.03 [14] (0:11.50)	0:23.53 [12] (0:11.59)	0:35.03	+6
10	17	GRECIAN LASS Yvette Lewis	11	66.5 1200m	0:11.06 Overall	1:21.54 [10] (0:11.06)	1:10.48 [5] (0:11.17)	0:59.31 [5] (0:11.58)	0:47.73 [6] (0:11.95)	0:35.78 [7] (0:11.93)	0:23.85 [7] (0:11.74)	0:35.78	+5

Did Not Finish: Yes To Excess (#7)

Scratched: Crazy In Love (#5), Black Opium (#8)



Ipswich QLD Professional

Race 6: GREAT NORTHERN Fillies and Mares BM65 Handicap - 1350m

15 May 2024 - 15:28



Track Rating: Good 4, Weather: Overcast, Rail Position: +4m Entire

Section	Overall	1200m	1000m	800m	600m	400m	Last 600m
Field Times	1:20.93 (0:10.90)	1:10.03 (0:10.85)	0:59.18 (0:11.39)	0:47.79 (0:11.89)	0:35.90 (0:12.01)	0:23.89 (0:11.69)	0:35.90

Rank	TAB	Horse/Jockey	Barrier	Top Speed [km/h]	Fastest Section	Overall	1200m	1000m	800m	600m	400m	Last 600m	Distance Travelled [m]
11	1	ONE 'N' ONLY Stacey Callow	15	69.4 1200m	0:10.81 1200m	1:21.56 [11] (0:10.94)	1:10.62 [4] (0:10.81)	0:59.81 [1] (0:11.39)	0:48.42 [1] (0:11.89)	0:36.53 [1] (0:12.01)	0:24.52 [1] (0:11.85)	0:36.53	+0
12	12	CHAYSE 'N' ADAM Sean Cormack	1	66.4 1200m	0:11.25 Overall	1:21.70 [12] (0:11.25)	1:10.45 [9] (0:11.30)	0:59.15 [10] (0:11.54)	0:47.61 [9] (0:11.82)	0:35.79 [8] (0:11.92)	0:23.87 [8] (0:11.63)	0:35.79	-1
13	9	BREMERHAVEN Ryan Maloney	17	68.7 1200m	0:10.86 1200m	1:22.14 [13] (0:10.90)	1:11.24 [1] (0:10.86)	1:00.38 [2] (0:11.47)	0:48.91 [2] (0:11.95)	0:36.96 [2] (0:12.11)	0:24.85 [5] (0:12.19)	0:36.96	+5
14	14	FINAL SELECTION Jake Bayliss	7	66.4 1200m	0:11.08 1200m	1:22.28 [14] (0:12.06)	1:10.22 [14] (0:11.08)	0:59.14 [14] (0:11.51)	0:47.63 [14] (0:11.74)	0:35.89 [13] (0:11.87)	0:24.02 [14] (0:11.70)	0:35.89	+0

Did Not Finish: Yes To Excess (#7)

Scratched: Crazy In Love (#5), Black Opium (#8)

[] Ranking at each section and finish
 -:-:- No data available at this section
 NA No data available

SCN Saddle cloth number
 DNF Did not finish
 DNT Did not track



Ipswich QLD Professional

Race 6: GREAT NORTHERN Fillies and Mares BM65 Handicap - 1350m

15 May 2024 - 15:28



Track Rating: Good 4, Weather: Overcast, Rail Position: +4m Entire

Section				200m				Last 600m	
Field Times				0:12.20 (0:12.20)				0:35.90	
Rank	TAB	Horse/Jockey	Barrier	Top Speed [km/h]	Fastest Section	Margin			Distance Travelled [m]
1	2	I AM TAKINGTHELOT James Orman	8	66.4 1200m	0:11.09 1200m	0:12.07 [3] (0:12.07)	1:20.93		0:35.51
2	4	CASROCK Cejay Graham	16	67.1 1200m	0:10.90 Overall	0:12.36 [1] (0:12.36)	0.16L		0:35.62 +5
3	6	TOUCH OF GRACIE Kyle Wilson-Taylor	13	68.4 1200m	0:10.90 1200m	0:12.12 [5] (0:12.12)	0.09L		0:35.46 +9
4	10	SURREAL ASCOT Kirk Matheson	9	66.9 1200m	0:10.93 Overall	0:12.43 [2] (0:12.43)	0.08L		0:36.07 +1
5	3	PICK ZA BEANS Jake Molloy	2	66.2 1200m	0:11.17 1200m	0:11.80 [8] (0:11.80)	0L		0:35.16 +2
6	11	AKEMI Michael Rodd	10	66.3 1200m	0:11.14 Overall	0:11.97 [7] (0:11.97)	0.15L		0:35.42 +6
7	13	DARK THINKER Jag Guthmann-Chester	12	66.4 1200m	0:11.19 1200m	0:11.73 [13] (0:11.73)	0.04L		0:35.17 +4
8	16	INDENTED HEAD Wanderson D'Avila	5	67.0 1200m	0:11.21 Overall	0:11.90 [12] (0:11.90)	0.06L		0:35.42 +6
9	15	LA SEULE Mark Du Plessis	4	66.3 1200m	0:11.14 1200m	0:11.94 [11] (0:11.94)	0.03L		0:35.03 +6
10	17	GRECIAN LASS Yvette Lewis	11	66.5 1200m	0:11.06 Overall	0:12.11 [6] (0:12.11)	0L		0:35.78 +5

Did Not Finish: Yes To Excess (#7)

Scratched: Crazy In Love (#5), Black Opium (#8)

[] Ranking at each section and finish
 -:-:- No data available at this section
 NA No data available

SCN Saddle cloth number
 DNF Did not finish
 DNT Did not track



Ipswich QLD Professional
Race 6: GREAT NORTHERN Fillies and Mares BM65 Handicap - 1350m
 15 May 2024 - 15:28



Track Rating: Good 4, Weather: Overcast, Rail Position: +4m Entire

Section				200m				Last 600m	
Field Times				0:12.20 (0:12.20)				0:35.90	
Rank	TAB	Horse/Jockey	Barrier	Top Speed [km/h]	Fastest Section	Margin			Distance Travelled [m]
11	1	ONE 'N' ONLY Stacey Callow	15	69.4 1200m	0:10.81 1200m	0:12.67 [4] (0:12.67)	0.02L		0:36.53 +0
12	12	CHAYSE 'N' ADAM Sean Cormack	1	66.4 1200m	0:11.25 Overall	0:12.24 [9] (0:12.24)	0.14L		0:35.79 -1
13	9	BREMERHAVEN Ryan Maloney	17	68.7 1200m	0:10.86 1200m	0:12.66 [10] (0:12.66)	0.44L		0:36.96 +5
14	14	FINAL SELECTION Jake Bayliss	7	66.4 1200m	0:11.08 1200m	0:12.32 [14] (0:12.32)	0.14L		0:35.89 +0

Did Not Finish: Yes To Excess (#7)
 Scratched: Crazy In Love (#5), Black Opium (#8)

- [] Ranking at each section and finish
- :--:- No data available at this section
- NA No data available
- SCN Saddle cloth number
- DNF Did not finish
- DNT Did not track



Horse/Jockey Name	I Am Takingthelot
Final Rank	1
Fastest Section Time (Section)	0:11.09 (1200m)
Top Speed [km/h] (Section)	66.4 (1200m)
Race State	Finished



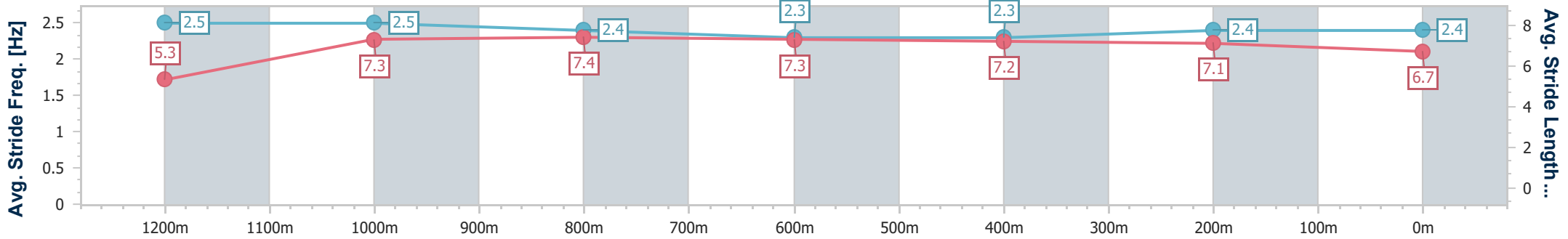
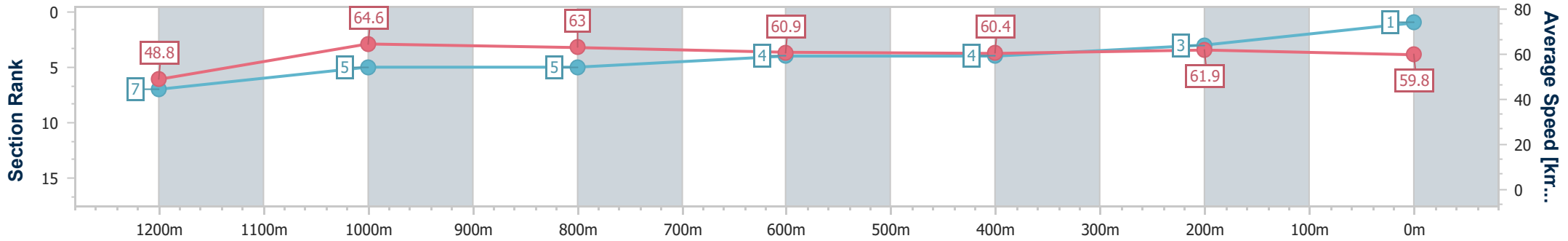
Ipswich QLD Professional
 Race 6: GREAT NORTHERN Fillies and Mares BM65 Handicap - 1350m



15 May 2024 - 15:28

Track Rating: Good 4, Weather: Overcast, Rail Position: +4m Entire

Section	Overall	1200m	1000m	800m	600m	400m	200m
Section Times	1:20.93 [1] (0:11.14)	1:09.79 [7] (0:11.09)	0:58.70 [5] (0:11.43)	0:47.27 [5] (0:11.76)	0:35.51 [4] (0:11.85)	0:23.66 [4] (0:11.59)	0:12.07 [3] (0:12.07)
Average Speed [km/h]	48.8	64.6	63.0	60.9	60.4	61.9	59.8
Top Speed [km/h]	65.2	66.4	64.3	62.5	61.6	62.4	62.7
Avg. Dist. to Rail [m]	3.5	0.4	0.5	1.1	1.2	0.9	1.1
Avg. Stride Freq. [Hz]	2.5	2.5	2.4	2.3	2.3	2.4	2.4
Avg. Stride Length [m]	5.3	7.3	7.4	7.3	7.2	7.1	6.7



- [] Ranking at each section and finish
- .-.- No data available at this section
- NA No data available



Horse/Jockey Name	Casrock
Final Rank	2
Fastest Section Time (Section)	0:10.90 (Overall)
Top Speed [km/h] (Section)	67.1 (1200m)
Race State	Finished



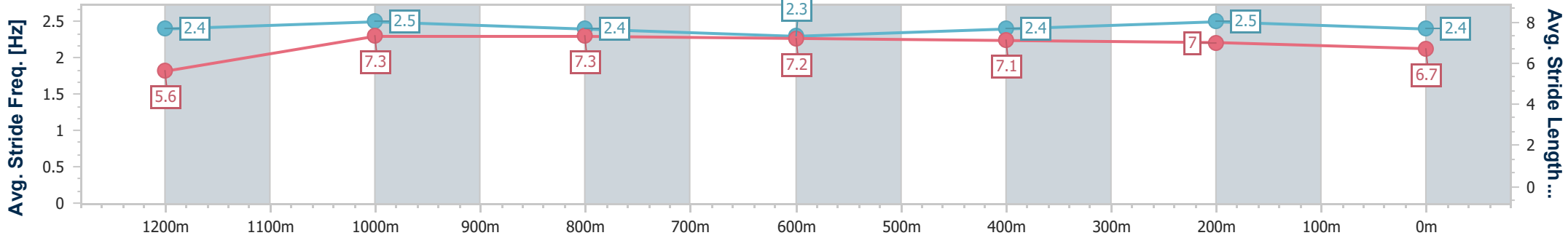
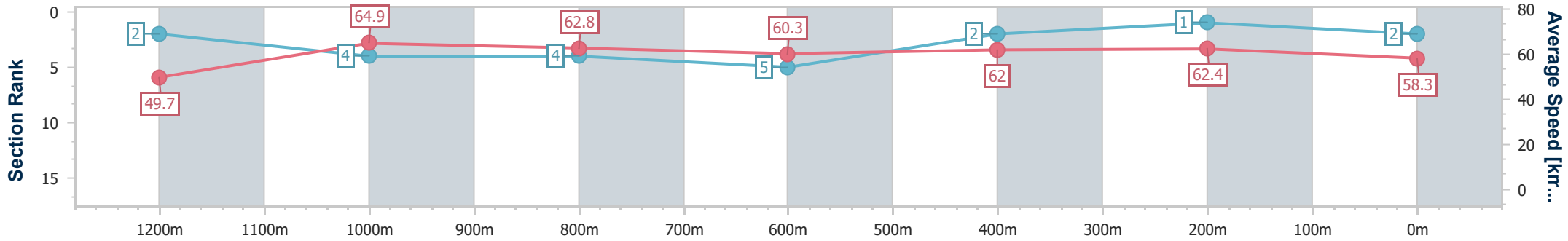
Ipswich QLD Professional
Race 6: GREAT NORTHERN Fillies and Mares BM65 Handicap - 1350m



15 May 2024 - 15:28

Track Rating: Good 4, Weather: Overcast, Rail Position: +4m Entire

Section	Overall	1200m	1000m	800m	600m	400m	200m
Section Times	1:21.09 [2] (0:10.90)	1:10.19 [2] (0:11.10)	0:59.09 [4] (0:11.50)	0:47.59 [4] (0:11.97)	0:35.62 [5] (0:11.70)	0:23.92 [2] (0:11.56)	0:12.36 [1] (0:12.36)
Average Speed [km/h]	49.7	64.9	62.8	60.3	62.0	62.4	58.3
Top Speed [km/h]	65.4	67.1	64.4	62.0	63.4	63.6	60.2
Avg. Dist. to Rail [m]	11.3	3.0	1.4	0.7	1.3	1.2	1.8
Avg. Stride Freq. [Hz]	2.4	2.5	2.4	2.3	2.4	2.5	2.4
Avg. Stride Length [m]	5.6	7.3	7.3	7.2	7.1	7.0	6.7



- [] Ranking at each section and finish
- .-.- No data available at this section
- NA No data available



Horse/Jockey Name	Touch Of Gracie
Final Rank	3
Fastest Section Time (Section)	0:10.90 (1200m)
Top Speed [km/h] (Section)	68.4 (1200m)
Race State	Finished



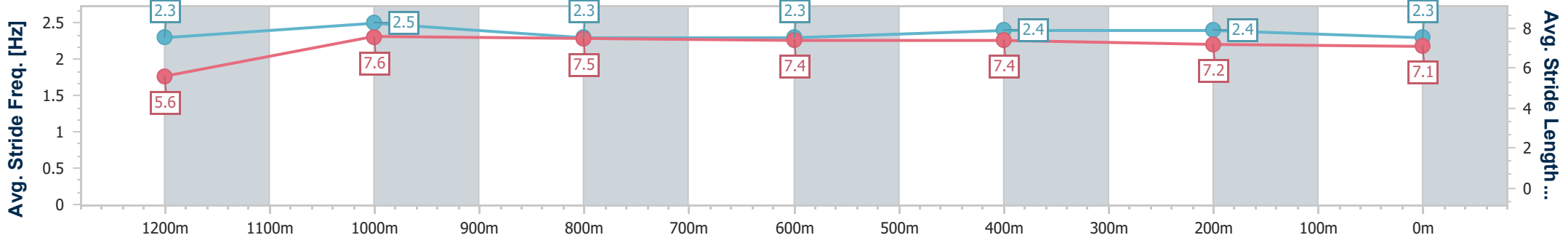
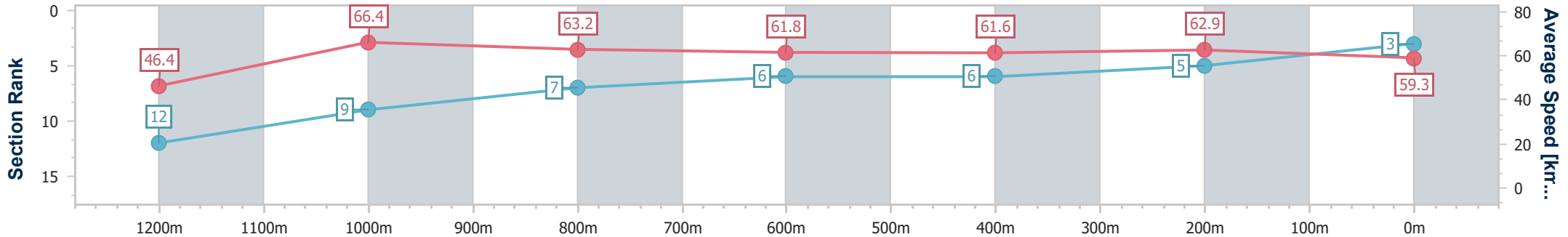
Ipswich QLD Professional
Race 6: GREAT NORTHERN Fillies and Mares BM65 Handicap - 1350m



15 May 2024 - 15:28

Track Rating: Good 4, Weather: Overcast, Rail Position: +4m Entire

Section	Overall	1200m	1000m	800m	600m	400m	200m
Section Times	1:21.18 [3] (0:11.64)	1:09.54 [12] (0:10.90)	0:58.64 [9] (0:11.46)	0:47.18 [7] (0:11.72)	0:35.46 [6] (0:11.77)	0:23.69 [6] (0:11.57)	0:12.12 [5] (0:12.12)
Average Speed [km/h]	46.4	66.4	63.2	61.8	61.6	62.9	59.3
Top Speed [km/h]	65.2	68.4	64.6	63.4	62.8	63.3	61.2
Avg. Dist. to Rail [m]	8.2	2.8	2.6	1.8	1.9	2.6	4.1
Avg. Stride Freq. [Hz]	2.3	2.5	2.3	2.3	2.4	2.4	2.3
Avg. Stride Length [m]	5.6	7.6	7.5	7.4	7.4	7.2	7.1



- [] Ranking at each section and finish
- .-.- No data available at this section
- NA No data available



Horse/Jockey Name	Surreal Ascot
Final Rank	4
Fastest Section Time (Section)	0:10.93 (Overall)
Top Speed [km/h] (Section)	66.9 (1200m)
Race State	Finished



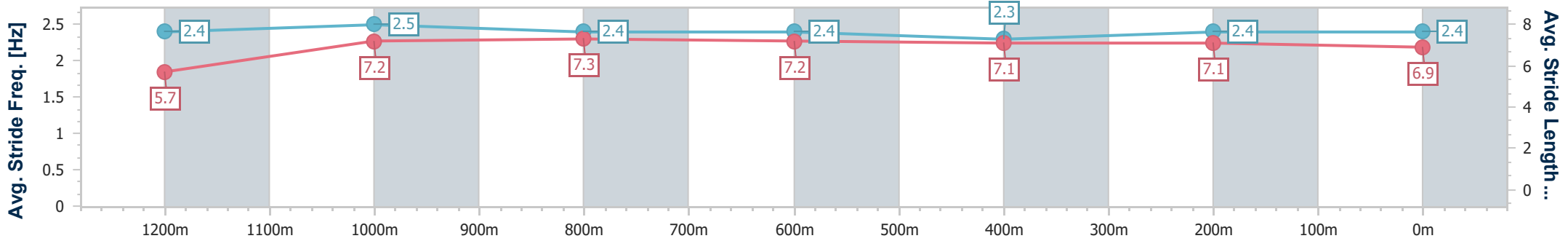
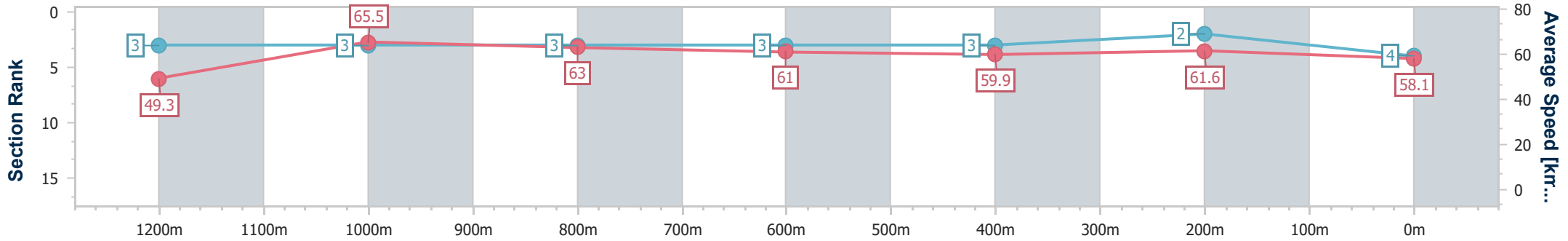
Ipswich QLD Professional
 Race 6: GREAT NORTHERN Fillies and Mares BM65 Handicap - 1350m



15 May 2024 - 15:28

Track Rating: Good 4, Weather: Overcast, Rail Position: +4m Entire

Section	Overall	1200m	1000m	800m	600m	400m	200m
Section Times	1:21.26 [4] (0:10.93)	1:10.33 [3] (0:11.01)	0:59.32 [3] (0:11.45)	0:47.87 [3] (0:11.80)	0:36.07 [3] (0:12.00)	0:24.07 [3] (0:11.64)	0:12.43 [2] (0:12.43)
Average Speed [km/h]	49.3	65.5	63.0	61.0	59.9	61.6	58.1
Top Speed [km/h]	64.4	66.9	63.7	62.5	62.3	63.0	59.4
Avg. Dist. to Rail [m]	5.8	1.9	0.6	0.6	0.9	1.1	1.2
Avg. Stride Freq. [Hz]	2.4	2.5	2.4	2.4	2.3	2.4	2.4
Avg. Stride Length [m]	5.7	7.2	7.3	7.2	7.1	7.1	6.9



- [] Ranking at each section and finish
- .-.- No data available at this section
- NA No data available



Horse/Jockey Name	Pick Za Beans
Final Rank	5
Fastest Section Time (Section)	0:11.17 (1200m)
Top Speed [km/h] (Section)	66.2 (1200m)
Race State	Finished



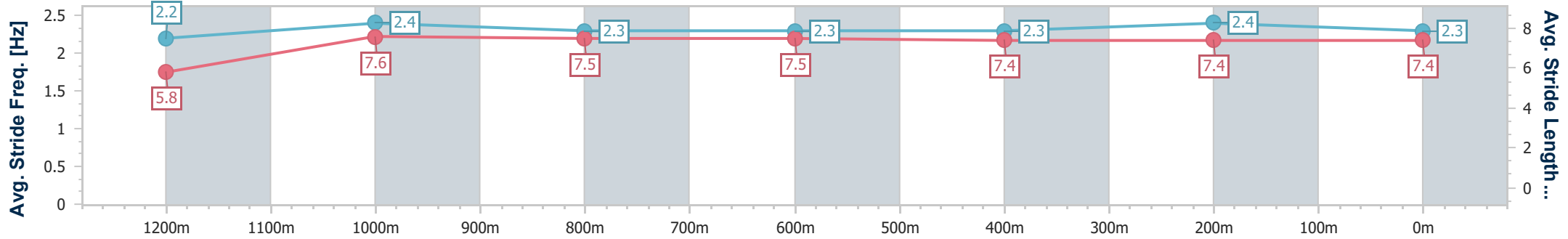
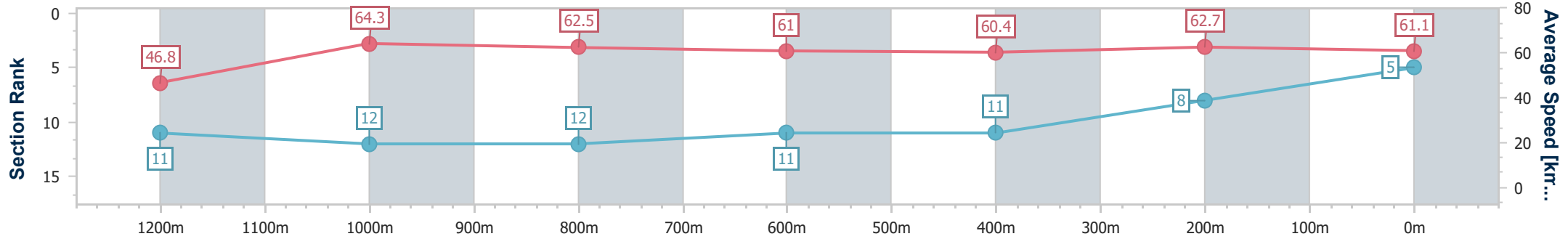
Ipswich QLD Professional
Race 6: GREAT NORTHERN Fillies and Mares BM65 Handicap - 1350m



15 May 2024 - 15:28

Track Rating: Good 4, Weather: Overcast, Rail Position: +4m Entire

Section	Overall	1200m	1000m	800m	600m	400m	200m
Section Times	1:21.26 [5] (0:11.61)	1:09.65 [11] (0:11.17)	0:58.48 [12] (0:11.52)	0:46.96 [12] (0:11.80)	0:35.16 [11] (0:11.90)	0:23.26 [11] (0:11.46)	0:11.80 [8] (0:11.80)
Average Speed [km/h]	46.8	64.3	62.5	61.0	60.4	62.7	61.1
Top Speed [km/h]	63.1	66.2	63.7	61.8	62.3	64.1	63.4
Avg. Dist. to Rail [m]	1.2	0.3	0.3	0.3	0.7	0.6	1.0
Avg. Stride Freq. [Hz]	2.2	2.4	2.3	2.3	2.3	2.4	2.3
Avg. Stride Length [m]	5.8	7.6	7.5	7.5	7.4	7.4	7.4



- [] Ranking at each section and finish
- .-.- No data available at this section
- NA No data available



Horse/Jockey Name	Akemi
Final Rank	6
Fastest Section Time (Section)	0:11.14 (Overall)
Top Speed [km/h] (Section)	66.3 (1200m)
Race State	Finished



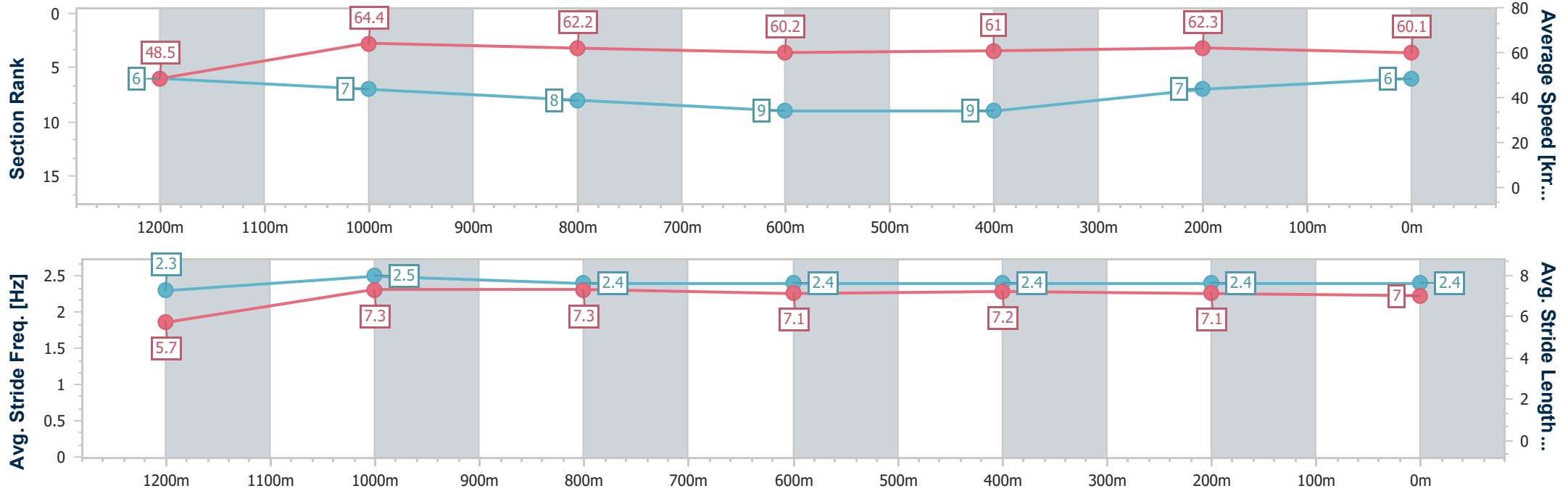
Ipswich QLD Professional
Race 6: GREAT NORTHERN Fillies and Mares BM65 Handicap - 1350m



15 May 2024 - 15:28

Track Rating: Good 4, Weather: Overcast, Rail Position: +4m Entire

Section	Overall	1200m	1000m	800m	600m	400m	200m
Section Times	1:21.41 [6] (0:11.14)	1:10.27 [6] (0:11.22)	0:59.05 [7] (0:11.65)	0:47.40 [8] (0:11.98)	0:35.42 [9] (0:11.85)	0:23.57 [9] (0:11.60)	0:11.97 [7] (0:11.97)
Average Speed [km/h]	48.5	64.4	62.2	60.2	61.0	62.3	60.1
Top Speed [km/h]	66.1	66.3	64.6	62.1	62.4	63.8	62.6
Avg. Dist. to Rail [m]	6.9	2.3	2.1	0.9	0.7	2.1	3.8
Avg. Stride Freq. [Hz]	2.3	2.5	2.4	2.4	2.4	2.4	2.4
Avg. Stride Length [m]	5.7	7.3	7.3	7.1	7.2	7.1	7.0



- [] Ranking at each section and finish
- .-.- No data available at this section
- NA No data available



Horse/Jockey Name	Dark Thinker
Final Rank	7
Fastest Section Time (Section)	0:11.19 (1200m)
Top Speed [km/h] (Section)	66.4 (1200m)
Race State	Finished



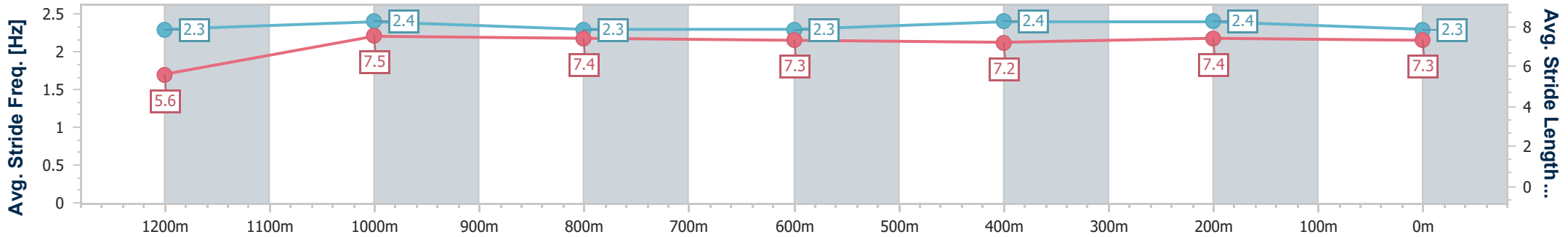
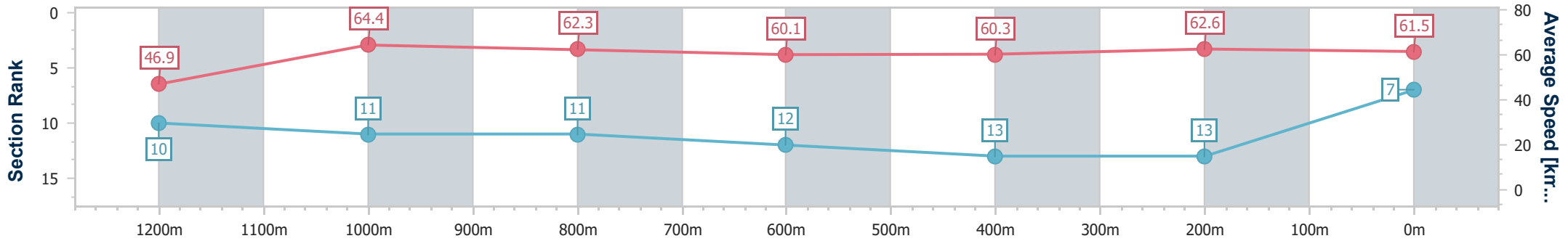
Ipswich QLD Professional
Race 6: GREAT NORTHERN Fillies and Mares BM65 Handicap - 1350m



15 May 2024 - 15:28

Track Rating: Good 4, Weather: Overcast, Rail Position: +4m Entire

Section	Overall	1200m	1000m	800m	600m	400m	200m
Section Times	1:21.45 [7] (0:11.52)	1:09.93 [10] (0:11.19)	0:58.74 [11] (0:11.58)	0:47.16 [11] (0:11.99)	0:35.17 [12] (0:11.94)	0:23.23 [13] (0:11.50)	0:11.73 [13] (0:11.73)
Average Speed [km/h]	46.9	64.4	62.3	60.1	60.3	62.6	61.5
Top Speed [km/h]	63.7	66.4	63.6	61.4	61.9	63.4	62.3
Avg. Dist. to Rail [m]	5.7	0.7	0.3	0.1	0.9	0.6	2.2
Avg. Stride Freq. [Hz]	2.3	2.4	2.3	2.3	2.4	2.4	2.3
Avg. Stride Length [m]	5.6	7.5	7.4	7.3	7.2	7.4	7.3



- [] Ranking at each section and finish
- .-.- No data available at this section
- NA No data available



Horse/Jockey Name	Indented Head
Final Rank	8
Fastest Section Time (Section)	0:11.21 (Overall)
Top Speed [km/h] (Section)	67.0 (1200m)
Race State	Finished



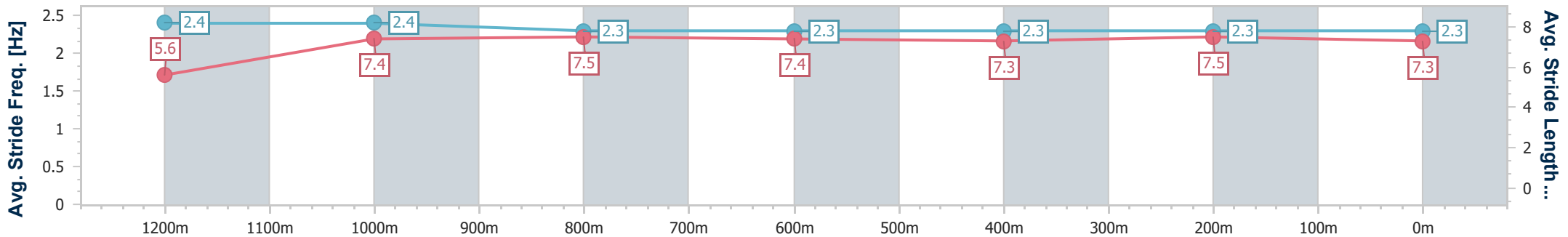
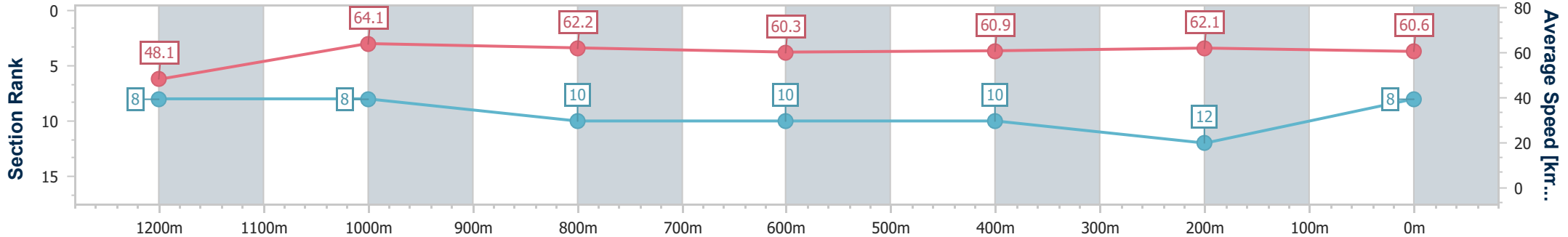
Ipswich QLD Professional
Race 6: GREAT NORTHERN Fillies and Mares BM65 Handicap - 1350m



15 May 2024 - 15:28

Track Rating: Good 4, Weather: Overcast, Rail Position: +4m Entire

Section	Overall	1200m	1000m	800m	600m	400m	200m
Section Times	1:21.51 [8] (0:11.21)	1:10.30 [8] (0:11.26)	0:59.04 [8] (0:11.64)	0:47.40 [10] (0:11.98)	0:35.42 [10] (0:11.87)	0:23.55 [10] (0:11.65)	0:11.90 [12] (0:11.90)
Average Speed [km/h]	48.1	64.1	62.2	60.3	60.9	62.1	60.6
Top Speed [km/h]	63.3	67.0	64.0	62.4	62.2	62.5	61.9
Avg. Dist. to Rail [m]	3.4	1.8	1.5	1.2	0.7	2.0	5.3
Avg. Stride Freq. [Hz]	2.4	2.4	2.3	2.3	2.3	2.3	2.3
Avg. Stride Length [m]	5.6	7.4	7.5	7.4	7.3	7.5	7.3



- [] Ranking at each section and finish
- .-.- No data available at this section
- NA No data available



Horse/Jockey Name	La Seule
Final Rank	9
Fastest Section Time (Section)	0:11.14 (1200m)
Top Speed [km/h] (Section)	66.3 (1200m)
Race State	Finished



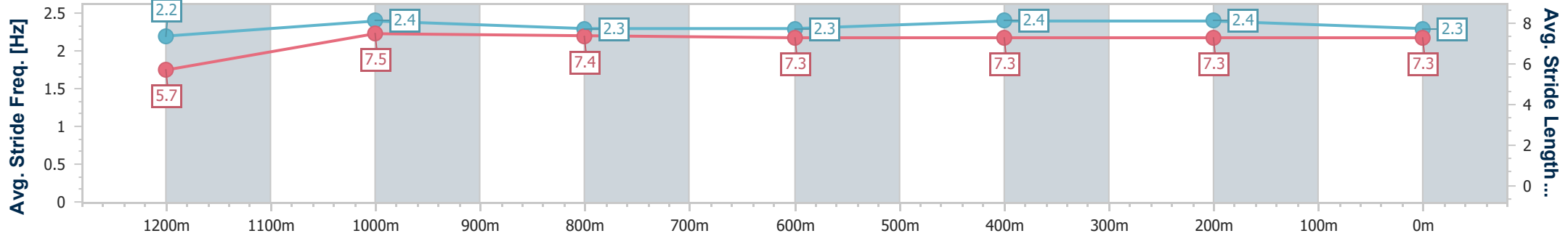
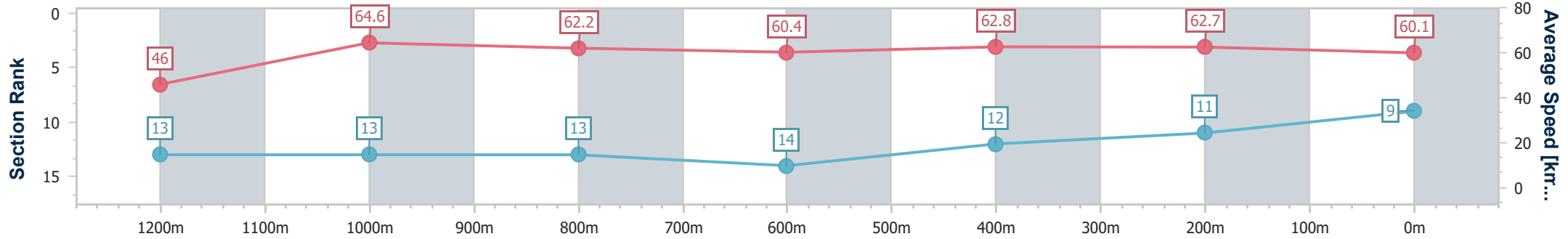
Ipswich QLD Professional
Race 6: GREAT NORTHERN Fillies and Mares BM65 Handicap - 1350m



15 May 2024 - 15:28

Track Rating: Good 4, Weather: Overcast, Rail Position: +4m Entire

Section	Overall	1200m	1000m	800m	600m	400m	200m
Section Times	1:21.54 [9] (0:11.80)	1:09.74 [13] (0:11.14)	0:58.60 [13] (0:11.64)	0:46.96 [13] (0:11.93)	0:35.03 [14] (0:11.50)	0:23.53 [12] (0:11.59)	0:11.94 [11] (0:11.94)
Average Speed [km/h]	46.0	64.6	62.2	60.4	62.8	62.7	60.1
Top Speed [km/h]	63.2	66.3	63.6	61.5	63.9	63.1	61.8
Avg. Dist. to Rail [m]	2.4	1.0	1.4	0.4	0.9	3.5	6.3
Avg. Stride Freq. [Hz]	2.2	2.4	2.3	2.3	2.4	2.4	2.3
Avg. Stride Length [m]	5.7	7.5	7.4	7.3	7.3	7.3	7.3



- [] Ranking at each section and finish
- .-.- No data available at this section
- NA No data available



Horse/Jockey Name	Grecian Lass
Final Rank	10
Fastest Section Time (Section)	0:11.06 (Overall)
Top Speed [km/h] (Section)	66.5 (1200m)
Race State	Finished



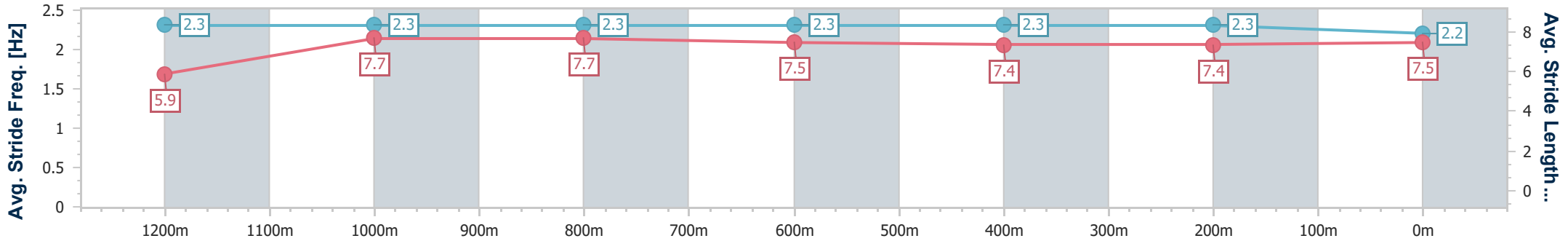
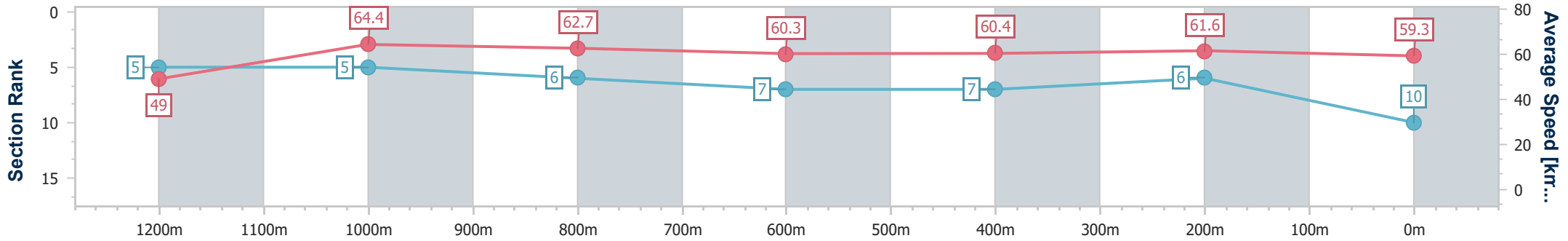
Ipswich QLD Professional
Race 6: GREAT NORTHERN Fillies and Mares BM65 Handicap - 1350m



15 May 2024 - 15:28

Track Rating: Good 4, Weather: Overcast, Rail Position: +4m Entire

Section	Overall	1200m	1000m	800m	600m	400m	200m
Section Times	1:21.54 [10] (0:11.06)	1:10.48 [5] (0:11.17)	0:59.31 [5] (0:11.58)	0:47.73 [6] (0:11.95)	0:35.78 [7] (0:11.93)	0:23.85 [7] (0:11.74)	0:12.11 [6] (0:12.11)
Average Speed [km/h]	49.0	64.4	62.7	60.3	60.4	61.6	59.3
Top Speed [km/h]	65.5	66.5	64.0	62.5	62.4	62.5	61.7
Avg. Dist. to Rail [m]	8.2	3.0	2.2	0.8	0.4	1.9	3.7
Avg. Stride Freq. [Hz]	2.3	2.3	2.3	2.3	2.3	2.3	2.2
Avg. Stride Length [m]	5.9	7.7	7.7	7.5	7.4	7.4	7.5



- [] Ranking at each section and finish
- .-.- No data available at this section
- NA No data available



Horse/Jockey Name	One 'N' Only
Final Rank	11
Fastest Section Time (Section)	0:10.81 (1200m)
Top Speed [km/h] (Section)	69.4 (1200m)
Race State	Finished



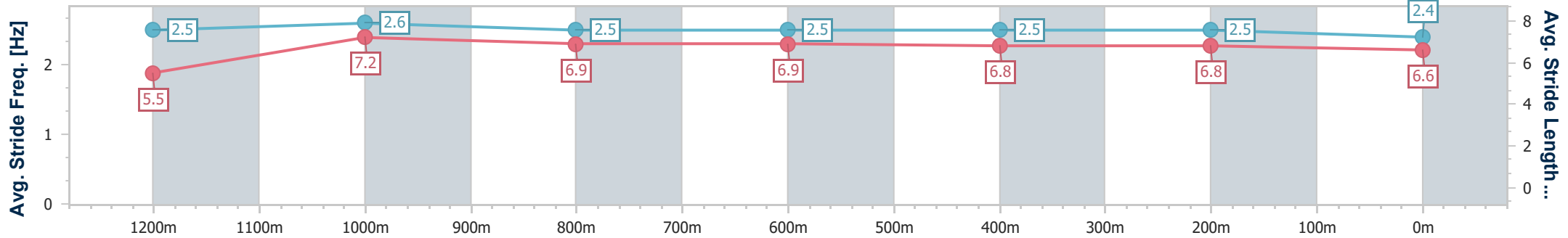
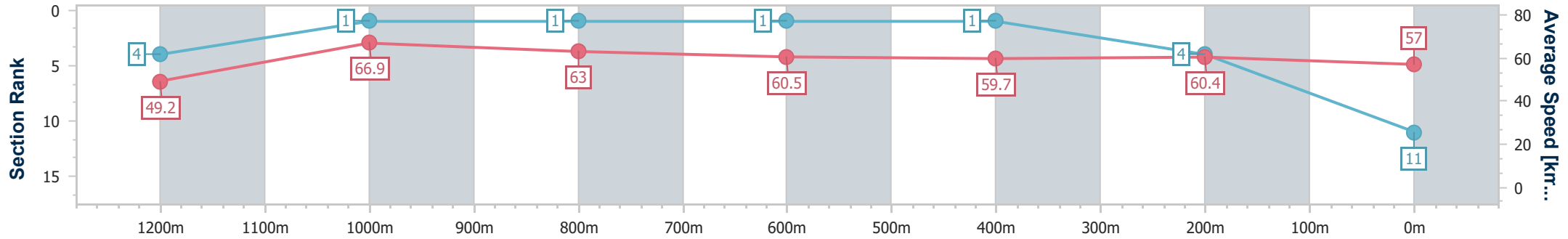
Ipswich QLD Professional
Race 6: GREAT NORTHERN Fillies and Mares BM65 Handicap - 1350m



15 May 2024 - 15:28

Track Rating: Good 4, Weather: Overcast, Rail Position: +4m Entire

Section	Overall	1200m	1000m	800m	600m	400m	200m
Section Times	1:21.56 [11] (0:10.94)	1:10.62 [4] (0:10.81)	0:59.81 [1] (0:11.39)	0:48.42 [1] (0:11.89)	0:36.53 [1] (0:12.01)	0:24.52 [1] (0:11.85)	0:12.67 [4] (0:12.67)
Average Speed [km/h]	49.2	66.9	63.0	60.5	59.7	60.4	57.0
Top Speed [km/h]	69.1	69.4	64.8	62.7	61.3	61.5	59.3
Avg. Dist. to Rail [m]	9.0	1.6	0.2	0.7	1.0	1.0	0.5
Avg. Stride Freq. [Hz]	2.5	2.6	2.5	2.5	2.5	2.5	2.4
Avg. Stride Length [m]	5.5	7.2	6.9	6.9	6.8	6.8	6.6



- [] Ranking at each section and finish
- .-.- No data available at this section
- NA No data available



Horse/Jockey Name	Chayse 'N' Adam
Final Rank	12
Fastest Section Time (Section)	0:11.25 (Overall)
Top Speed [km/h] (Section)	66.4 (1200m)
Race State	Finished



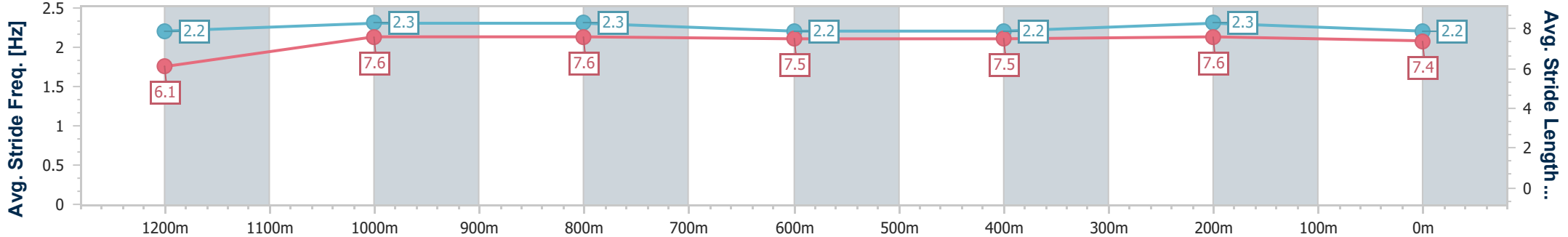
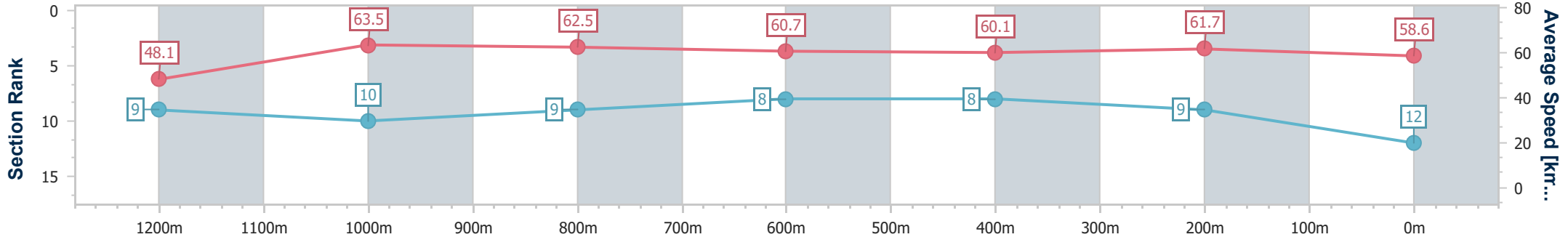
Ipswich QLD Professional
Race 6: GREAT NORTHERN Fillies and Mares BM65 Handicap - 1350m



15 May 2024 - 15:28

Track Rating: Good 4, Weather: Overcast, Rail Position: +4m Entire

Section	Overall	1200m	1000m	800m	600m	400m	200m
Section Times	1:21.70 [12] (0:11.25)	1:10.45 [9] (0:11.30)	0:59.15 [10] (0:11.54)	0:47.61 [9] (0:11.82)	0:35.79 [8] (0:11.92)	0:23.87 [8] (0:11.63)	0:12.24 [9] (0:12.24)
Average Speed [km/h]	48.1	63.5	62.5	60.7	60.1	61.7	58.6
Top Speed [km/h]	63.8	66.4	63.6	62.2	61.5	62.0	61.7
Avg. Dist. to Rail [m]	0.8	0.3	0.3	0.6	0.9	0.8	0.6
Avg. Stride Freq. [Hz]	2.2	2.3	2.3	2.2	2.2	2.3	2.2
Avg. Stride Length [m]	6.1	7.6	7.6	7.5	7.5	7.6	7.4



- [] Ranking at each section and finish
- .-.- No data available at this section
- NA No data available



Horse/Jockey Name	Bremerhaven
Final Rank	13
Fastest Section Time (Section)	0:10.86 (1200m)
Top Speed [km/h] (Section)	68.7 (1200m)
Race State	Finished



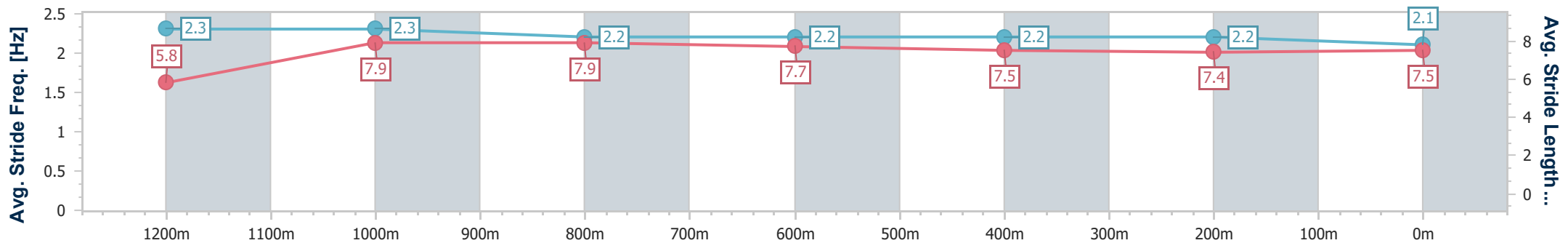
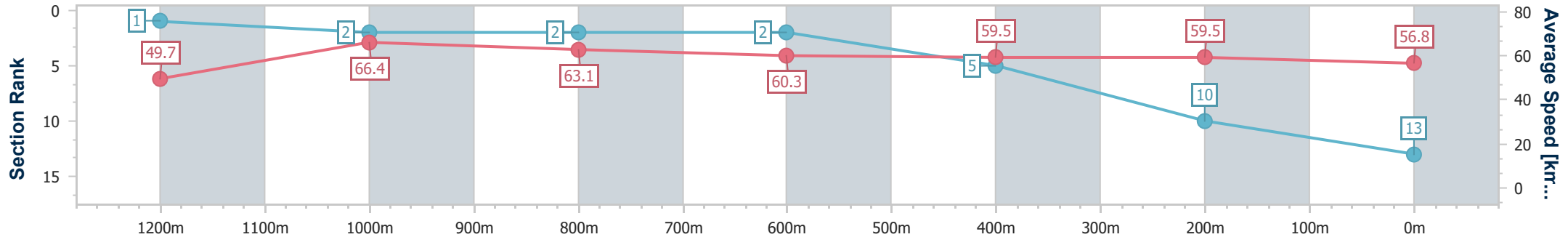
Ipswich QLD Professional
Race 6: GREAT NORTHERN Fillies and Mares BM65 Handicap - 1350m



15 May 2024 - 15:28

Track Rating: Good 4, Weather: Overcast, Rail Position: +4m Entire

Section	Overall	1200m	1000m	800m	600m	400m	200m
Section Times	1:22.14 [13] (0:10.90)	1:11.24 [1] (0:10.86)	1:00.38 [2] (0:11.47)	0:48.91 [2] (0:11.95)	0:36.96 [2] (0:12.11)	0:24.85 [5] (0:12.19)	0:12.66 [10] (0:12.66)
Average Speed [km/h]	49.7	66.4	63.1	60.3	59.5	59.5	56.8
Top Speed [km/h]	67.9	68.7	64.6	61.9	60.5	60.3	60.3
Avg. Dist. to Rail [m]	12.4	3.9	1.1	0.2	0.4	2.3	3.5
Avg. Stride Freq. [Hz]	2.3	2.3	2.2	2.2	2.2	2.2	2.1
Avg. Stride Length [m]	5.8	7.9	7.9	7.7	7.5	7.4	7.5



- [] Ranking at each section and finish
- .-.- No data available at this section
- NA No data available



Horse/Jockey Name	Final Selection
Final Rank	14
Fastest Section Time (Section)	0:11.08 (1200m)
Top Speed [km/h] (Section)	66.4 (1200m)
Race State	Finished



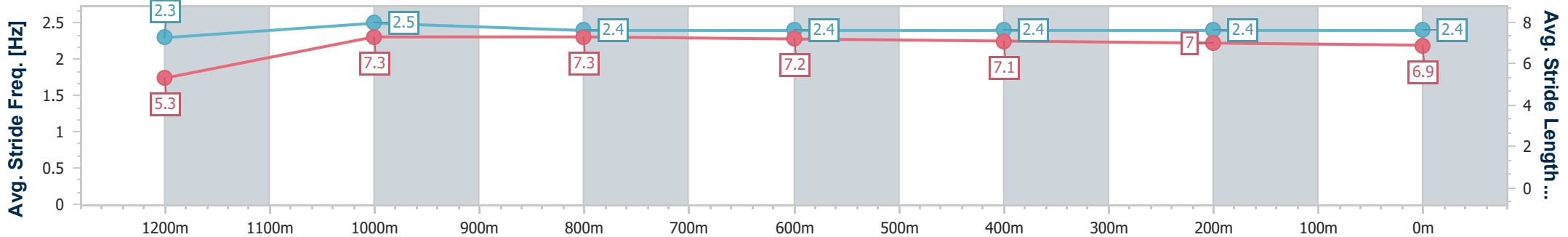
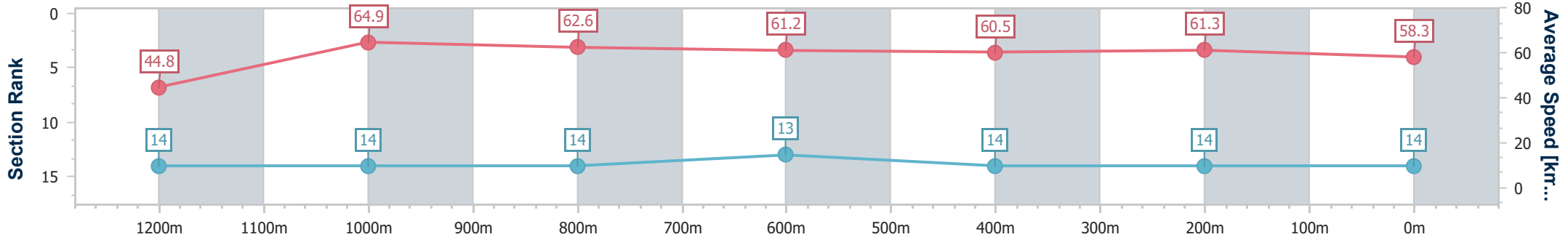
Ipswich QLD Professional
Race 6: GREAT NORTHERN Fillies and Mares BM65 Handicap - 1350m



15 May 2024 - 15:28

Track Rating: Good 4, Weather: Overcast, Rail Position: +4m Entire

Section	Overall	1200m	1000m	800m	600m	400m	200m
Section Times	1:22.28 [14] (0:12.06)	1:10.22 [14] (0:11.08)	0:59.14 [14] (0:11.51)	0:47.63 [14] (0:11.74)	0:35.89 [13] (0:11.87)	0:24.02 [14] (0:11.70)	0:12.32 [14] (0:12.32)
Average Speed [km/h]	44.8	64.9	62.6	61.2	60.5	61.3	58.3
Top Speed [km/h]	63.8	66.4	64.6	63.0	61.8	62.4	60.6
Avg. Dist. to Rail [m]	2.9	0.3	0.3	0.9	0.8	1.1	0.3
Avg. Stride Freq. [Hz]	2.3	2.5	2.4	2.4	2.4	2.4	2.4
Avg. Stride Length [m]	5.3	7.3	7.3	7.2	7.1	7.0	6.9



- [] Ranking at each section and finish
- .-.- No data available at this section
- NA No data available



Horse/Jockey Name	Yes To Excess
Final Rank	2147483647
Fastest Section Time (Section)	0:22.76 (Overall)
Top Speed [km/h] (Section)	36.5 (Overall)
Race State	DidNotFinish



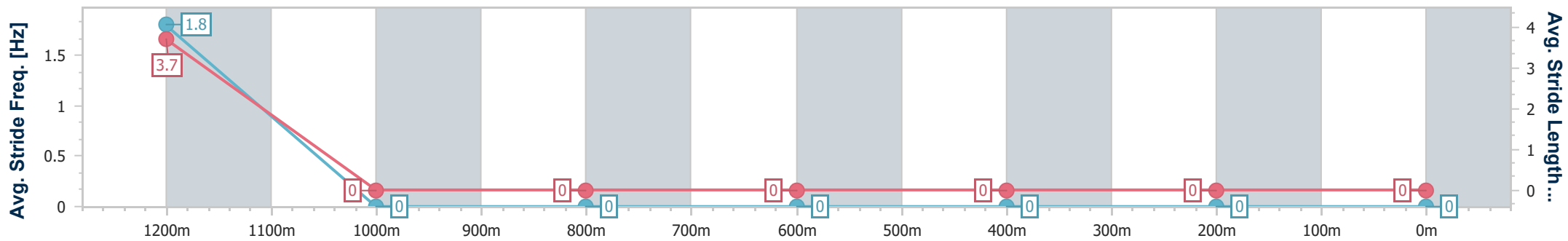
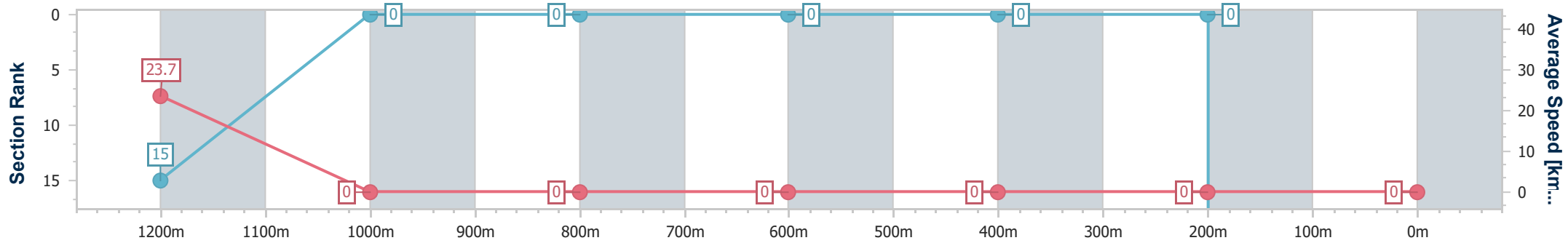
Ipswich QLD Professional
 Race 6: GREAT NORTHERN Fillies and Mares BM65 Handicap - 1350m



15 May 2024 - 15:28

Track Rating: Good 4, Weather: Overcast, Rail Position: +4m Entire

Section	Overall	1200m	1000m	800m	600m	400m	200m						
Section Times	0:00.00 [2147483647 1 (0:22.76)	-:--	-:--	-:--	-:--	-:--	-:--						
Average Speed [km/h]	23.7	0.0	0.0	0.0	0.0	0.0	0.0						
Top Speed [km/h]	36.5	--	--	--	--	--	--						
Avg. Dist. to Rail [m]	4.4	0.0	0.0	0.0	0.0	0.0	0.0						
Avg. Stride Freq. [Hz]	1.8	--	--	--	--	--	--						
Avg. Stride Length [m]	3.7	--	--	--	--	--	--						



- [] Ranking at each section and finish
- :-- No data available at this section
- NA No data available

[] Ranking at each section and finish
-:--:- No data available at this section
NA No data available



Ipswich QLD Professional
Race 7: TAB IPSWICH CUP 22ND JUNE Colts, Geldings and Entires
BM65 Handicap - 1350m
15 May 2024 - 16:05



Track Rating: Good 4, Weather: Overcast, Rail Position: +4m Entire

Section		Overall	1200m	1000m	800m	600m	400m	Last 600m				
Field Times		1:20.99 (0:11.45)	1:09.54 (0:11.42)	0:58.12 (0:11.75)	0:46.37 (0:12.05)	0:34.32 (0:11.78)	0:22.54 (0:11.33)	0:34.32				
Rank	TAB Horse/Jockey	Barrier	Top Speed [km/h]	Fastest Section					Distance Travelled [m]			
1	1 CRANKY HARRY Jake Molloy	6	65.7 200m	0:11.16 200m	1:20.99 [1] (0:11.69)	1:09.30 [2] (0:11.49)	0:57.81 [4] (0:11.71)	0:46.10 [3] (0:11.97)	0:34.13 [3] (0:11.74)	0:22.39 [3] (0:11.23)	0:34.13	
2	10 JONNY DA WOLF James Orman	9	66.5 400m	0:11.27 400m	1:21.10 [2] (0:11.45)	1:09.65 [1] (0:11.42)	0:58.23 [1] (0:11.75)	0:46.48 [1] (0:12.05)	0:34.43 [1] (0:11.84)	0:22.59 [2] (0:11.27)	0:34.43	+2
3	3 ANEMACORE Michael Rodd	4	66.7 200m	0:11.19 400m	1:21.20 [3] (0:11.86)	1:09.34 [5] (0:11.52)	0:57.82 [5] (0:11.66)	0:46.16 [5] (0:12.03)	0:34.13 [5] (0:11.72)	0:22.41 [5] (0:11.19)	0:34.13	+2
4	18 NEW LEVEL Jake Bayliss	3	66.1 400m	0:11.07 400m	1:21.33 [4] (0:11.91)	1:09.42 [6] (0:11.52)	0:57.90 [6] (0:11.72)	0:46.18 [6] (0:12.01)	0:34.17 [6] (0:11.75)	0:22.42 [7] (0:11.07)	0:34.17	+0
5	7 FIXATED Cejay Graham	7	65.5 1200m	0:11.30 1200m	1:21.47 [5] (0:11.71)	1:09.76 [3] (0:11.30)	0:58.46 [2] (0:11.69)	0:46.77 [2] (0:11.98)	0:34.79 [2] (0:11.77)	0:23.02 [1] (0:11.42)	0:34.79	+4
6	20 PENDING Robbie Dolan	2	66.1 400m	0:11.05 400m	1:21.71 [6] (0:12.17)	1:09.54 [10] (0:11.57)	0:57.97 [10] (0:11.69)	0:46.28 [9] (0:12.00)	0:34.28 [9] (0:11.83)	0:22.45 [9] (0:11.05)	0:34.28	+2
7	13 DIABLO BOLT Dan McGillivray	16	65.5 200m	0:11.20 200m	1:21.82 [7] (0:11.97)	1:09.85 [7] (0:11.77)	0:58.08 [9] (0:11.71)	0:46.37 [10] (0:11.99)	0:34.38 [10] (0:11.84)	0:22.54 [10] (0:11.34)	0:34.38	+7
8	9 VICTORY WIN Damien Thornton	8	64.8 400m	0:11.46 400m	1:21.93 [8] (0:12.14)	1:09.79 [8] (0:11.54)	0:58.25 [7] (0:11.51)	0:46.74 [7] (0:11.97)	0:34.77 [7] (0:11.75)	0:23.02 [6] (0:11.46)	0:34.77	+7
9	5 PAIENBARA Samantha Collett	5	64.7 400m	0:11.32 400m	1:22.00 [9] (0:12.14)	1:09.86 [9] (0:11.57)	0:58.29 [8] (0:11.59)	0:46.70 [8] (0:11.95)	0:34.75 [8] (0:11.79)	0:22.96 [8] (0:11.32)	0:34.75	+2
10	11 OCTAVIO Mark Du Plessis	11	64.8 400m	0:11.29 400m	1:22.09 [10] (0:12.43)	1:09.66 [13] (0:11.63)	0:58.03 [12] (0:11.66)	0:46.37 [11] (0:11.80)	0:34.57 [11] (0:11.76)	0:22.81 [11] (0:11.29)	0:34.57	+3

Scratched: Silver On Red (#2), Houston Rocket (#4), Biggie (#21), Tango Fame (#15), A Lot Of Booty (#16), North Of Eli (#17), Military Award (#19), Deferential (#6)



Ipswich QLD Professional
Race 7: TAB IPSWICH CUP 22ND JUNE Colts, Geldings and Entires
BM65 Handicap - 1350m
15 May 2024 - 16:05



Track Rating: Good 4, Weather: Overcast, Rail Position: +4m Entire

Section	Overall	1200m	1000m	800m	600m	400m	Last 600m
Field Times	1:20.99 (0:11.45)	1:09.54 (0:11.42)	0:58.12 (0:11.75)	0:46.37 (0:12.05)	0:34.32 (0:11.78)	0:22.54 (0:11.33)	0:34.32

Rank	TAB	Horse/Jockey	Barrier	Top Speed [km/h]	Fastest Section	Overall	1200m	1000m	800m	600m	400m	Last 600m	Distance Travelled [m]
11	8	FLYING ROTHE Girish Goomany	12	64.4 400m	0:11.27 400m	1:22.26 [11] (0:12.37)	1:09.89 [12] (0:11.87)	0:58.02 [13] (0:11.72)	0:46.30 [13] (0:11.82)	0:34.48 [13] (0:11.74)	0:22.74 [12] (0:11.27)	0:34.48	+2
12	14	SINGER SARGENT Ryan Maloney	10	65.1 400m	0:11.25 400m	1:22.28 [12] (0:12.22)	1:10.06 [11] (0:11.81)	0:58.25 [11] (0:11.70)	0:46.55 [12] (0:12.01)	0:34.54 [12] (0:11.87)	0:22.67 [13] (0:11.25)	0:34.54	+6
13	12	VON BEE Michael Cahill	19	65.1 1200m	0:11.34 1200m	1:22.59 [13] (0:11.77)	1:10.82 [4] (0:11.34)	0:59.48 [3] (0:11.82)	0:47.66 [4] (0:11.97)	0:35.69 [4] (0:11.87)	0:23.82 [4] (0:11.82)	0:35.69	+8

Scratched: Silver On Red (#2), Houston Rocket (#4), Biggie (#21), Tango Fame (#15), A Lot Of Booty (#16), North Of Eli (#17), Military Award (#19), Deferential (#6)

[] Ranking at each section and finish
 -:-:-:- No data available at this section
 NA No data available

SCN Saddle cloth number
 DNF Did not finish
 DNT Did not track



Ipswich QLD Professional
Race 7: TAB IPSWICH CUP 22ND JUNE Colts, Geldings and Entires
BM65 Handicap - 1350m
15 May 2024 - 16:05



Track Rating: Good 4, Weather: Overcast, Rail Position: +4m Entire

Section				200m				Last 600m		
Field Times				0:11.21 (0:11.21)				0:34.32		
Rank	TAB	Horse/Jockey	Barrier	Top Speed [km/h]	Fastest Section	Margin			Distance Travelled [m]	
1	1	CRANKY HARRY Jake Molloy	6	65.7 200m	0:11.16 200m	0:11.16 [2] (0:11.16)	1:20.99		0:34.13	
2	10	JONNY DA WOLF James Orman	9	66.5 400m	0:11.27 400m	0:11.32 [1] (0:11.32)	0.11L		0:34.43	+2
3	3	ANEMACORE Michael Rodd	4	66.7 200m	0:11.19 400m	0:11.22 [5] (0:11.22)	0.1L		0:34.13	+2
4	18	NEW LEVEL Jake Bayliss	3	66.1 400m	0:11.07 400m	0:11.35 [4] (0:11.35)	0.13L		0:34.17	+0
5	7	FIXATED Cejay Graham	7	65.5 1200m	0:11.30 1200m	0:11.60 [3] (0:11.60)	0.14L		0:34.79	+4
6	20	PENDING Robbie Dolan	2	66.1 400m	0:11.05 400m	0:11.40 [6] (0:11.40)	0.24L		0:34.28	+2
7	13	DIABLO BOLT Dan McGillivray	16	65.5 200m	0:11.20 200m	0:11.20 [11] (0:11.20)	0.11L		0:34.38	+7
8	9	VICTORY WIN Damien Thornton	8	64.8 400m	0:11.46 400m	0:11.56 [8] (0:11.56)	0.11L		0:34.77	+7
9	5	PAIENBARA Samantha Collett	5	64.7 400m	0:11.32 400m	0:11.64 [7] (0:11.64)	0.07L		0:34.75	+2
10	11	OCTAVIO Mark Du Plessis	11	64.8 400m	0:11.29 400m	0:11.52 [9] (0:11.52)	0.09L		0:34.57	+3

Scratched: Silver On Red (#2), Houston Rocket (#4), Biggie (#21), Tango Fame (#15), A Lot Of Booty (#16), North Of Eli (#17), Military Award (#19), Deferential (#6)

[] Ranking at each section and finish
 -:-:- No data available at this section
 NA No data available

SCN Saddle cloth number
 DNF Did not finish
 DNT Did not track



Ipswich QLD Professional
Race 7: TAB IPSWICH CUP 22ND JUNE Colts, Geldings and Entires
BM65 Handicap - 1350m
15 May 2024 - 16:05



Track Rating: Good 4, Weather: Overcast, Rail Position: +4m Entire

Section				200m				Last 600m		
Field Times				0:11.21 (0:11.21)				0:34.32		
Rank	TAB	Horse/Jockey	Barrier	Top Speed [km/h]	Fastest Section	Margin			Distance Travelled [m]	
11	8	FLYING ROTHE	12	64.4	0:11.27	0:11.47 [12]	0.17L		0:34.48	+2
		Girish Goomany		400m	400m	(0:11.47)				
12	14	SINGER SARGENT	10	65.1	0:11.25	0:11.42 [13]	0.02L		0:34.54	+6
		Ryan Maloney		400m	400m	(0:11.42)				
13	12	VON BEE	19	65.1	0:11.34	0:12.00 [10]	0.31L		0:35.69	+8
		Michael Cahill		1200m	1200m	(0:12.00)				

Scratched: Silver On Red (#2), Houston Rocket (#4), Biggie (#21), Tango Fame (#15), A Lot Of Booty (#16), North Of Eli (#17), Military Award (#19), Deferential (#6)

[] Ranking at each section and finish
 -:-:-:- No data available at this section
 NA No data available

SCN Saddle cloth number
 DNF Did not finish
 DNT Did not track



Horse/Jockey Name	Cranky Harry
Final Rank	1
Fastest Section Time (Section)	0:11.16 (200m)
Top Speed [km/h] (Section)	65.7 (200m)
Race State	Finished

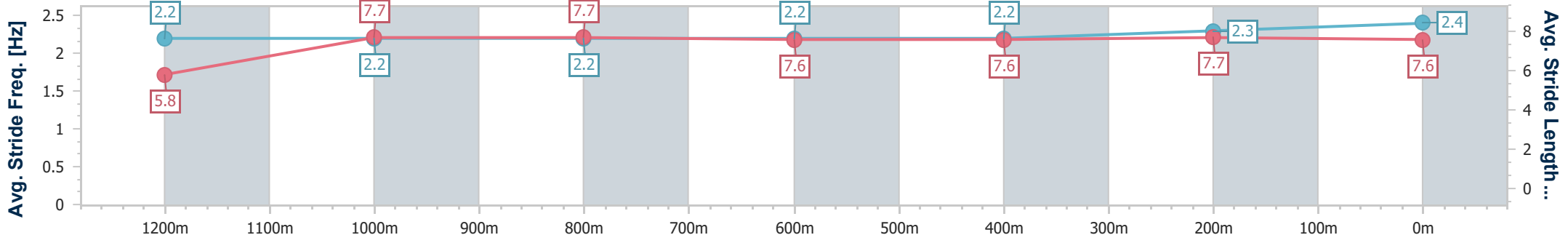
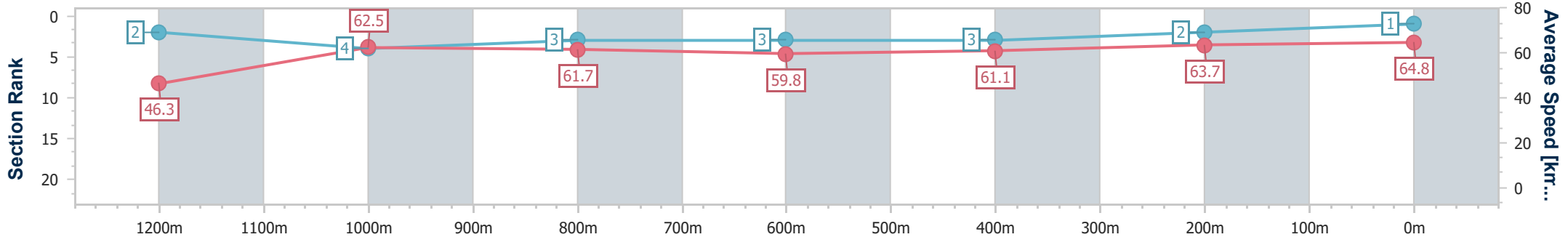


Ipswich QLD Professional
 Race 7: TAB IPSWICH CUP 22ND JUNE Colts, Geldings and
 Entires BM65 Handicap - 1350m
 15 May 2024 - 16:05



Track Rating: Good 4, Weather: Overcast, Rail Position: +4m Entire

Section	Overall	1200m	1000m	800m	600m	400m	200m
Section Times	1:20.99 [1] (0:11.69)	1:09.30 [2] (0:11.49)	0:57.81 [4] (0:11.71)	0:46.10 [3] (0:11.97)	0:34.13 [3] (0:11.74)	0:22.39 [3] (0:11.23)	0:11.16 [2] (0:11.16)
Average Speed [km/h]	46.3	62.5	61.7	59.8	61.1	63.7	64.8
Top Speed [km/h]	61.4	63.3	62.7	60.5	62.8	65.1	65.7
Avg. Dist. to Rail [m]	3.2	0.5	0.2	0.8	1.2	0.9	1.3
Avg. Stride Freq. [Hz]	2.2	2.2	2.2	2.2	2.2	2.3	2.4
Avg. Stride Length [m]	5.8	7.7	7.7	7.6	7.6	7.7	7.6



- [] Ranking at each section and finish
- .-.- No data available at this section
- NA No data available



Horse/Jockey Name	Jonny Da Wolf
Final Rank	2
Fastest Section Time (Section)	0:11.27 (400m)
Top Speed [km/h] (Section)	66.5 (400m)
Race State	Finished

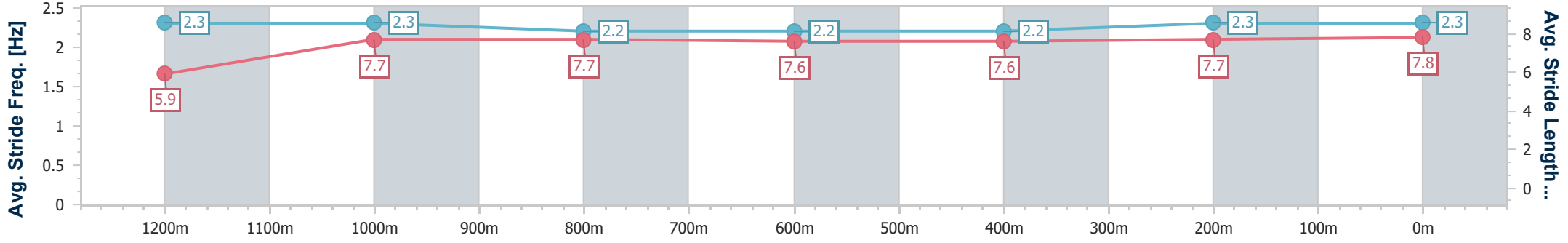
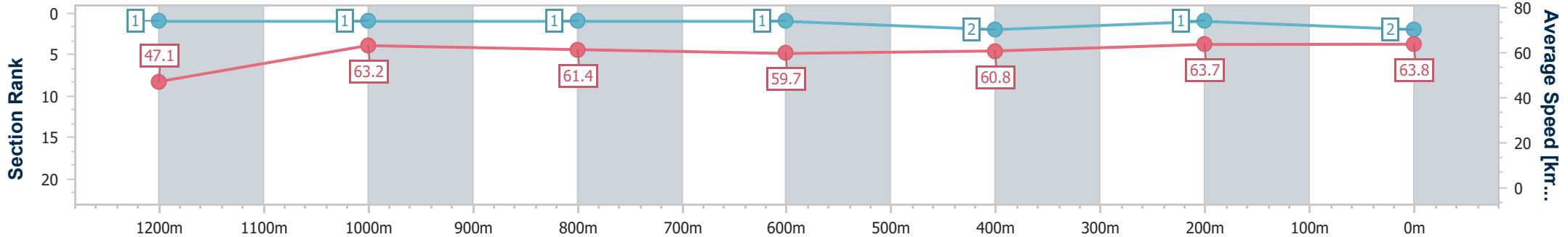


Ipswich QLD Professional
 Race 7: TAB IPSWICH CUP 22ND JUNE Colts, Geldings and
 Entires BM65 Handicap - 1350m
 15 May 2024 - 16:05



Track Rating: Good 4, Weather: Overcast, Rail Position: +4m Entire

Section	Overall	1200m	1000m	800m	600m	400m	200m
Section Times	1:21.10 [2] (0:11.45)	1:09.65 [1] (0:11.42)	0:58.23 [1] (0:11.75)	0:46.48 [1] (0:12.05)	0:34.43 [1] (0:11.84)	0:22.59 [2] (0:11.27)	0:11.32 [1] (0:11.32)
Average Speed [km/h]	47.1	63.2	61.4	59.7	60.8	63.7	63.8
Top Speed [km/h]	63.2	64.4	63.5	60.8	61.9	66.5	66.2
Avg. Dist. to Rail [m]	5.7	0.8	0.2	0.2	0.2	0.5	0.4
Avg. Stride Freq. [Hz]	2.3	2.3	2.2	2.2	2.2	2.3	2.3
Avg. Stride Length [m]	5.9	7.7	7.7	7.6	7.6	7.7	7.8



- [] Ranking at each section and finish
- .-.- No data available at this section
- NA No data available



Horse/Jockey Name	Anemacore
Final Rank	3
Fastest Section Time (Section)	0:11.19 (400m)
Top Speed [km/h] (Section)	66.7 (200m)
Race State	Finished

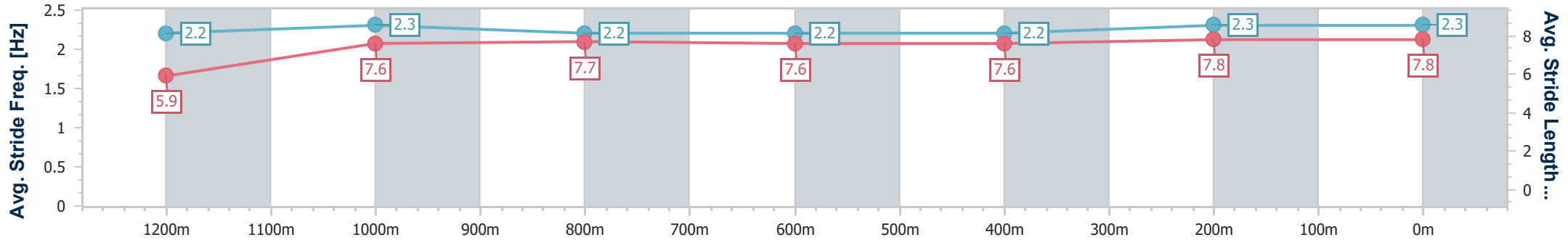
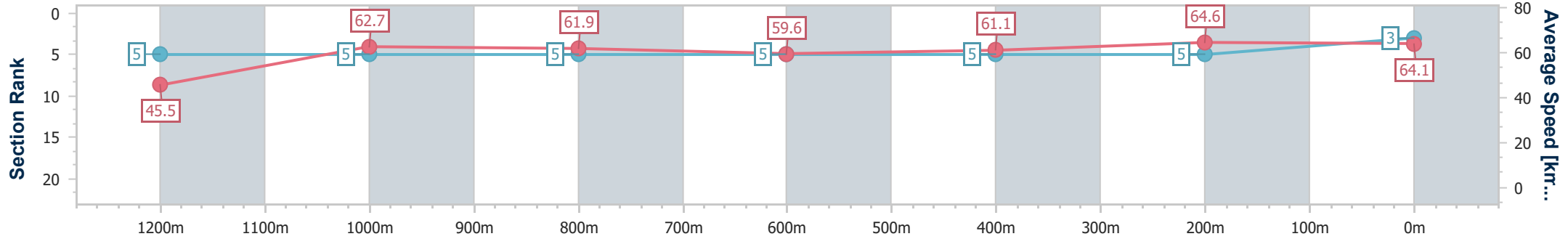


Ipswich QLD Professional
 Race 7: TAB IPSWICH CUP 22ND JUNE Colts, Geldings and
 Entires BM65 Handicap - 1350m
 15 May 2024 - 16:05



Track Rating: Good 4, Weather: Overcast, Rail Position: +4m Entire

Section	Overall	1200m	1000m	800m	600m	400m	200m
Section Times	1:21.20 [3] (0:11.86)	1:09.34 [5] (0:11.52)	0:57.82 [5] (0:11.66)	0:46.16 [5] (0:12.03)	0:34.13 [5] (0:11.72)	0:22.41 [5] (0:11.19)	0:11.22 [5] (0:11.22)
Average Speed [km/h]	45.5	62.7	61.9	59.6	61.1	64.6	64.1
Top Speed [km/h]	61.3	63.5	63.4	60.6	62.6	65.6	66.7
Avg. Dist. to Rail [m]	1.7	1.6	1.1	0.4	1.0	1.7	4.7
Avg. Stride Freq. [Hz]	2.2	2.3	2.2	2.2	2.2	2.3	2.3
Avg. Stride Length [m]	5.9	7.6	7.7	7.6	7.6	7.8	7.8



- [] Ranking at each section and finish
- .-.- No data available at this section
- NA No data available



Horse/Jockey Name	New Level
Final Rank	4
Fastest Section Time (Section)	0:11.07 (400m)
Top Speed [km/h] (Section)	66.1 (400m)
Race State	Finished

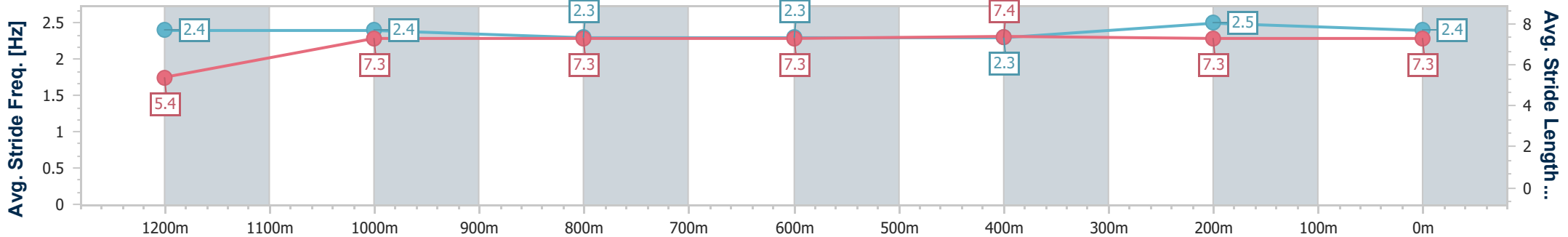
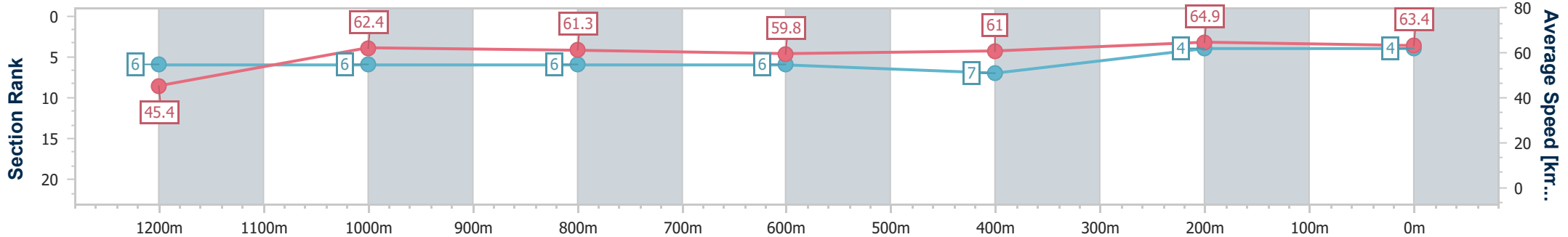


Ipswich QLD Professional
 Race 7: TAB IPSWICH CUP 22ND JUNE Colts, Geldings and
 Entires BM65 Handicap - 1350m
 15 May 2024 - 16:05



Track Rating: Good 4, Weather: Overcast, Rail Position: +4m Entire

Section	Overall	1200m	1000m	800m	600m	400m	200m
Section Times	1:21.33 [4] (0:11.91)	1:09.42 [6] (0:11.52)	0:57.90 [6] (0:11.72)	0:46.18 [6] (0:12.01)	0:34.17 [6] (0:11.75)	0:22.42 [7] (0:11.07)	0:11.35 [4] (0:11.35)
Average Speed [km/h]	45.4	62.4	61.3	59.8	61.0	64.9	63.4
Top Speed [km/h]	61.8	63.3	63.1	60.8	62.9	66.1	65.2
Avg. Dist. to Rail [m]	1.1	0.3	0.3	0.8	1.0	1.4	3.7
Avg. Stride Freq. [Hz]	2.4	2.4	2.3	2.3	2.3	2.5	2.4
Avg. Stride Length [m]	5.4	7.3	7.3	7.3	7.4	7.3	7.3



- [] Ranking at each section and finish
- .-.- No data available at this section
- NA No data available



Horse/Jockey Name	Fixated
Final Rank	5
Fastest Section Time (Section)	0:11.30 (1200m)
Top Speed [km/h] (Section)	65.5 (1200m)
Race State	Finished

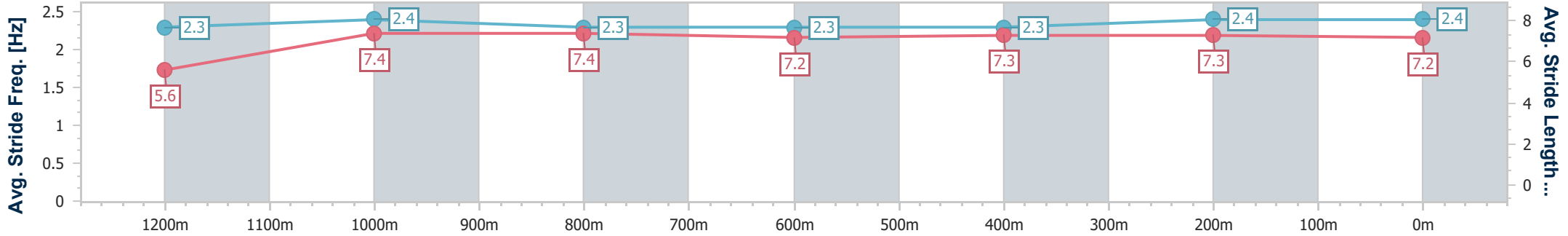
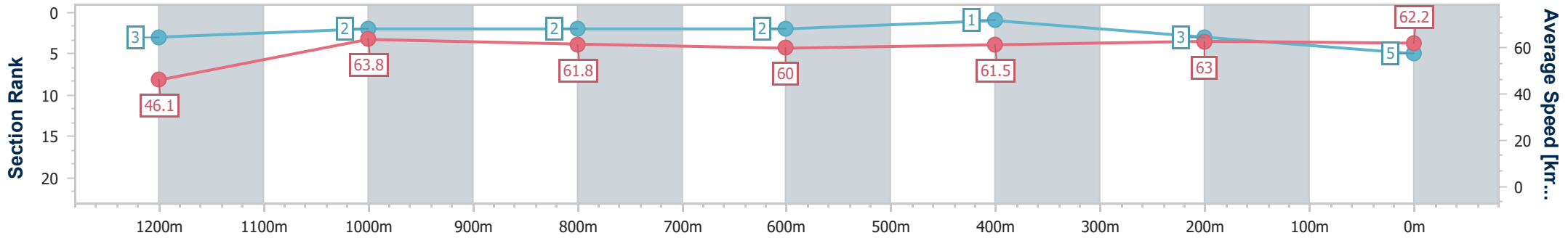


Ipswich QLD Professional
 Race 7: TAB IPSWICH CUP 22ND JUNE Colts, Geldings and
 Entires BM65 Handicap - 1350m
 15 May 2024 - 16:05



Track Rating: Good 4, Weather: Overcast, Rail Position: +4m Entire

Section	Overall	1200m	1000m	800m	600m	400m	200m
Section Times	1:21.47 [5] (0:11.71)	1:09.76 [3] (0:11.30)	0:58.46 [2] (0:11.69)	0:46.77 [2] (0:11.98)	0:34.79 [2] (0:11.77)	0:23.02 [1] (0:11.42)	0:11.60 [3] (0:11.60)
Average Speed [km/h]	46.1	63.8	61.8	60.0	61.5	63.0	62.2
Top Speed [km/h]	63.2	65.5	63.7	60.7	62.3	63.9	64.1
Avg. Dist. to Rail [m]	4.7	1.9	1.0	0.4	0.5	0.7	2.5
Avg. Stride Freq. [Hz]	2.3	2.4	2.3	2.3	2.3	2.4	2.4
Avg. Stride Length [m]	5.6	7.4	7.4	7.2	7.3	7.3	7.2



- [] Ranking at each section and finish
- .-.- No data available at this section
- NA No data available



Horse/Jockey Name	Pending
Final Rank	6
Fastest Section Time (Section)	0:11.05 (400m)
Top Speed [km/h] (Section)	66.1 (400m)
Race State	Finished

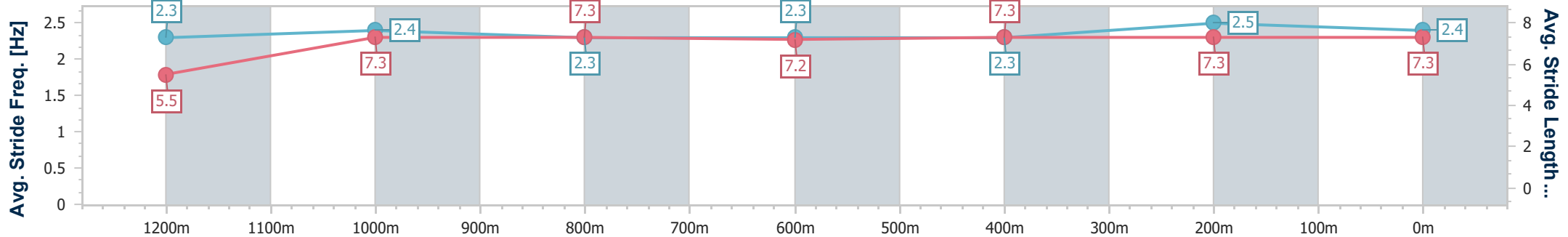
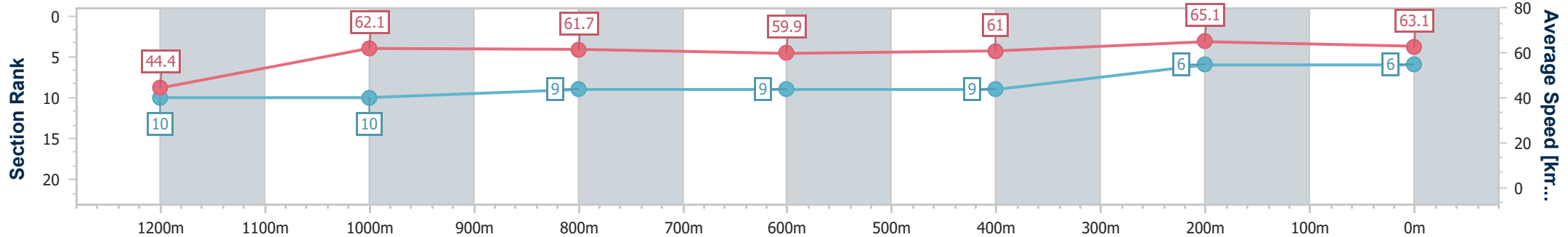


Ipswich QLD Professional
 Race 7: TAB IPSWICH CUP 22ND JUNE Colts, Geldings and
 Entires BM65 Handicap - 1350m
 15 May 2024 - 16:05



Track Rating: Good 4, Weather: Overcast, Rail Position: +4m Entire

Section	Overall	1200m	1000m	800m	600m	400m	200m
Section Times	1:21.71 [6] (0:12.17)	1:09.54 [10] (0:11.57)	0:57.97 [10] (0:11.69)	0:46.28 [9] (0:12.00)	0:34.28 [9] (0:11.83)	0:22.45 [9] (0:11.05)	0:11.40 [6] (0:11.40)
Average Speed [km/h]	44.4	62.1	61.7	59.9	61.0	65.1	63.1
Top Speed [km/h]	60.8	63.2	62.5	61.4	63.6	66.1	65.7
Avg. Dist. to Rail [m]	1.7	0.4	0.2	0.2	0.2	1.0	2.2
Avg. Stride Freq. [Hz]	2.3	2.4	2.3	2.3	2.3	2.5	2.4
Avg. Stride Length [m]	5.5	7.3	7.3	7.2	7.3	7.3	7.3



- [] Ranking at each section and finish
- .-.- No data available at this section
- NA No data available



Horse/Jockey Name	Diablo Bolt
Final Rank	7
Fastest Section Time (Section)	0:11.20 (200m)
Top Speed [km/h] (Section)	65.5 (200m)
Race State	Finished

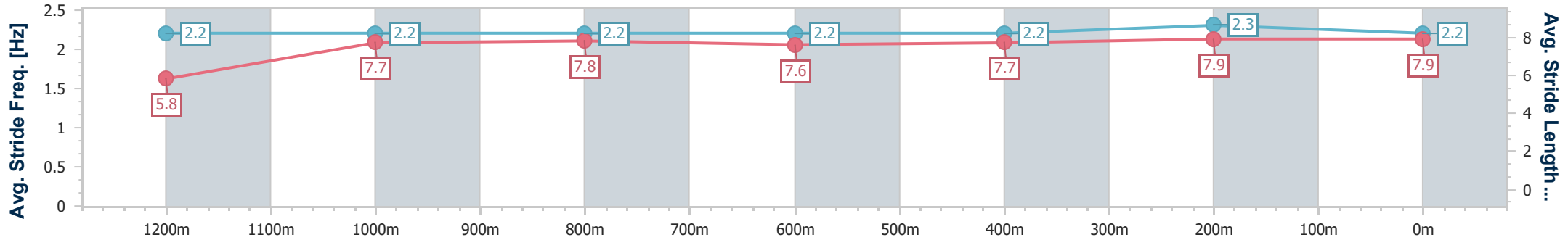
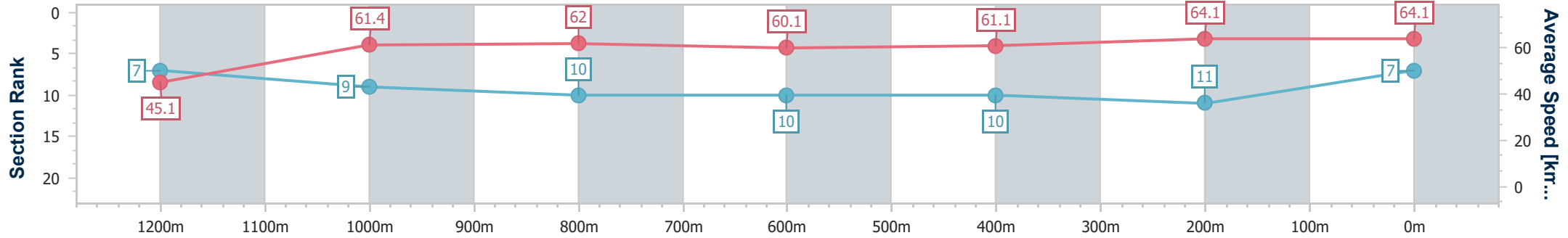


Ipswich QLD Professional
 Race 7: TAB IPSWICH CUP 22ND JUNE Colts, Geldings and
 Entires BM65 Handicap - 1350m
 15 May 2024 - 16:05



Track Rating: Good 4, Weather: Overcast, Rail Position: +4m Entire

Section	Overall	1200m	1000m	800m	600m	400m	200m
Section Times	1:21.82 [7] (0:11.97)	1:09.85 [7] (0:11.77)	0:58.08 [9] (0:11.71)	0:46.37 [10] (0:11.99)	0:34.38 [10] (0:11.84)	0:22.54 [10] (0:11.34)	0:11.20 [11] (0:11.20)
Average Speed [km/h]	45.1	61.4	62.0	60.1	61.1	64.1	64.1
Top Speed [km/h]	61.1	61.9	63.2	62.2	63.6	65.1	65.5
Avg. Dist. to Rail [m]	7.9	3.6	1.8	1.2	1.2	3.0	7.1
Avg. Stride Freq. [Hz]	2.2	2.2	2.2	2.2	2.2	2.3	2.2
Avg. Stride Length [m]	5.8	7.7	7.8	7.6	7.7	7.9	7.9



- [] Ranking at each section and finish
- .-.- No data available at this section
- NA No data available



Horse/Jockey Name	Victory Win
Final Rank	8
Fastest Section Time (Section)	0:11.46 (400m)
Top Speed [km/h] (Section)	64.8 (400m)
Race State	Finished

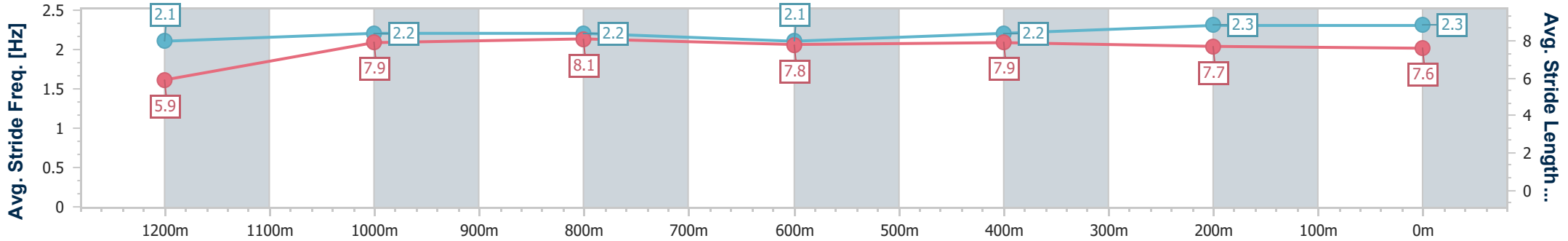
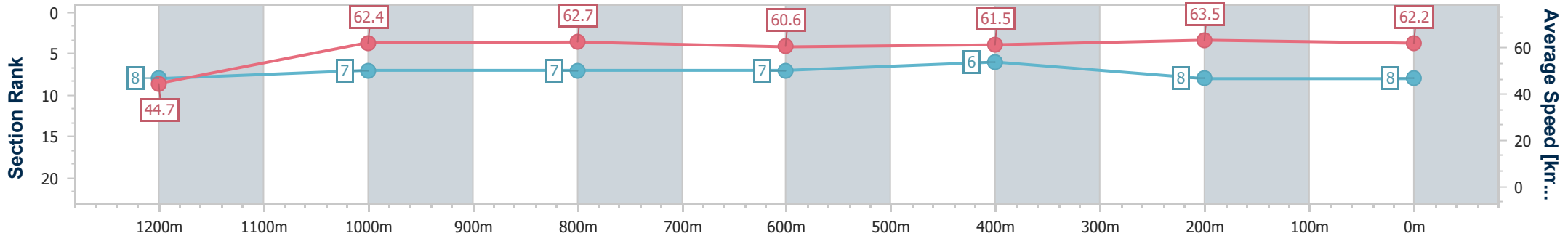


Ipswich QLD Professional
 Race 7: TAB IPSWICH CUP 22ND JUNE Colts, Geldings and
 Entires BM65 Handicap - 1350m
 15 May 2024 - 16:05



Track Rating: Good 4, Weather: Overcast, Rail Position: +4m Entire

Section	Overall	1200m	1000m	800m	600m	400m	200m
Section Times	1:21.93 [8] (0:12.14)	1:09.79 [8] (0:11.54)	0:58.25 [7] (0:11.51)	0:46.74 [7] (0:11.97)	0:34.77 [7] (0:11.75)	0:23.02 [6] (0:11.46)	0:11.56 [8] (0:11.56)
Average Speed [km/h]	44.7	62.4	62.7	60.6	61.5	63.5	62.2
Top Speed [km/h]	61.9	63.8	63.9	61.7	63.8	64.8	63.3
Avg. Dist. to Rail [m]	4.4	2.5	1.7	0.8	0.8	3.7	6.1
Avg. Stride Freq. [Hz]	2.1	2.2	2.2	2.1	2.2	2.3	2.3
Avg. Stride Length [m]	5.9	7.9	8.1	7.8	7.9	7.7	7.6



- [] Ranking at each section and finish
- .-.- No data available at this section
- NA No data available



Horse/Jockey Name	Paienbara
Final Rank	9
Fastest Section Time (Section)	0:11.32 (400m)
Top Speed [km/h] (Section)	64.7 (400m)
Race State	Finished



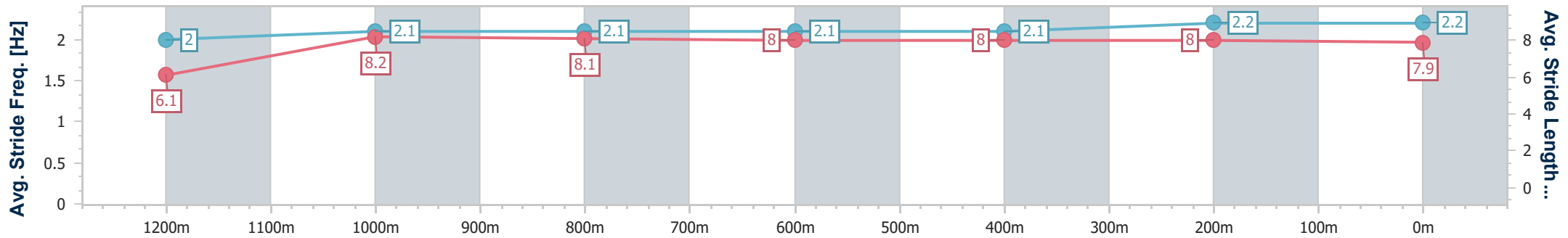
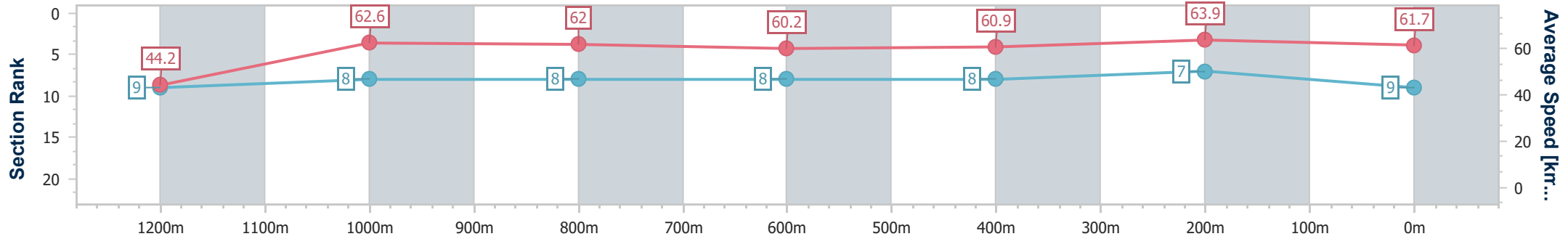
Ipswich QLD Professional
 Race 7: TAB IPSWICH CUP 22ND JUNE Colts, Geldings and
 Entires BM65 Handicap - 1350m



15 May 2024 - 16:05

Track Rating: Good 4, Weather: Overcast, Rail Position: +4m Entire

Section	Overall	1200m	1000m	800m	600m	400m	200m
Section Times	1:22.00 [9] (0:12.14)	1:09.86 [9] (0:11.57)	0:58.29 [8] (0:11.59)	0:46.70 [8] (0:11.95)	0:34.75 [8] (0:11.79)	0:22.96 [8] (0:11.32)	0:11.64 [7] (0:11.64)
Average Speed [km/h]	44.2	62.6	62.0	60.2	60.9	63.9	61.7
Top Speed [km/h]	61.1	63.6	63.6	61.0	62.4	64.7	64.1
Avg. Dist. to Rail [m]	2.5	1.5	0.5	0.3	0.3	1.1	3.3
Avg. Stride Freq. [Hz]	2.0	2.1	2.1	2.1	2.1	2.2	2.2
Avg. Stride Length [m]	6.1	8.2	8.1	8.0	8.0	8.0	7.9



- [] Ranking at each section and finish
- .-.- No data available at this section
- NA No data available



Horse/Jockey Name	Octavio
Final Rank	10
Fastest Section Time (Section)	0:11.29 (400m)
Top Speed [km/h] (Section)	64.8 (400m)
Race State	Finished

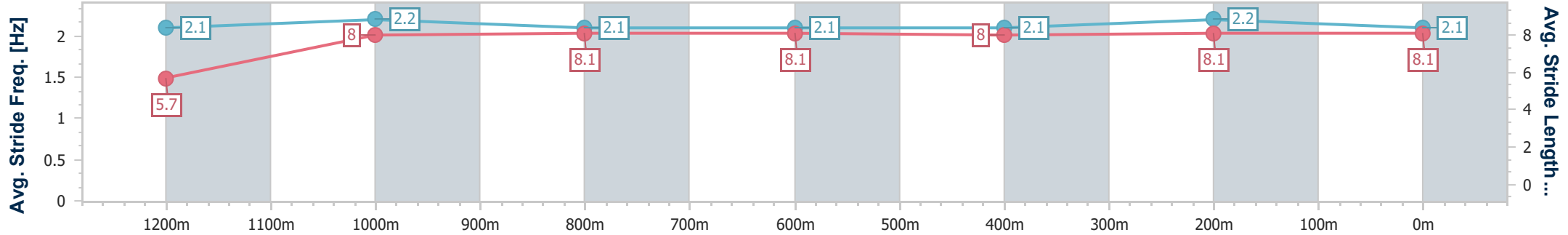
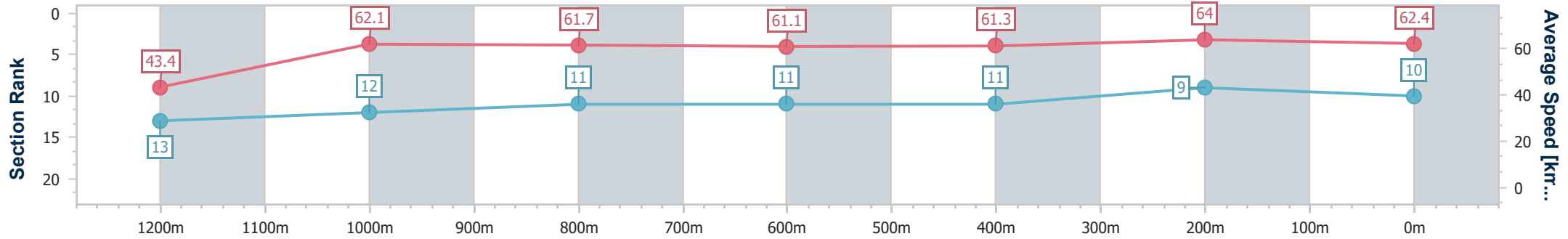


Ipswich QLD Professional
 Race 7: TAB IPSWICH CUP 22ND JUNE Colts, Geldings and
 Entires BM65 Handicap - 1350m
 15 May 2024 - 16:05



Track Rating: Good 4, Weather: Overcast, Rail Position: +4m Entire

Section	Overall	1200m	1000m	800m	600m	400m	200m
Section Times	1:22.09 [10] (0:12.43)	1:09.66 [13] (0:11.63)	0:58.03 [12] (0:11.66)	0:46.37 [11] (0:11.80)	0:34.57 [11] (0:11.76)	0:22.81 [11] (0:11.29)	0:11.52 [9] (0:11.52)
Average Speed [km/h]	43.4	62.1	61.7	61.1	61.3	64.0	62.4
Top Speed [km/h]	60.5	63.4	62.6	62.5	63.2	64.8	64.7
Avg. Dist. to Rail [m]	6.2	0.8	0.3	0.2	0.6	0.5	0.2
Avg. Stride Freq. [Hz]	2.1	2.2	2.1	2.1	2.1	2.2	2.1
Avg. Stride Length [m]	5.7	8.0	8.1	8.1	8.0	8.1	8.1



- [] Ranking at each section and finish
- .-.- No data available at this section
- NA No data available



Horse/Jockey Name	Flying Rothe
Final Rank	11
Fastest Section Time (Section)	0:11.27 (400m)
Top Speed [km/h] (Section)	64.4 (400m)
Race State	Finished

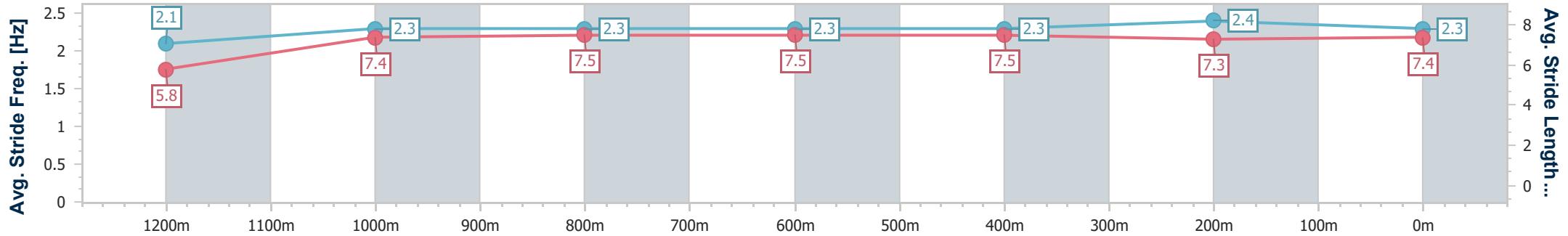
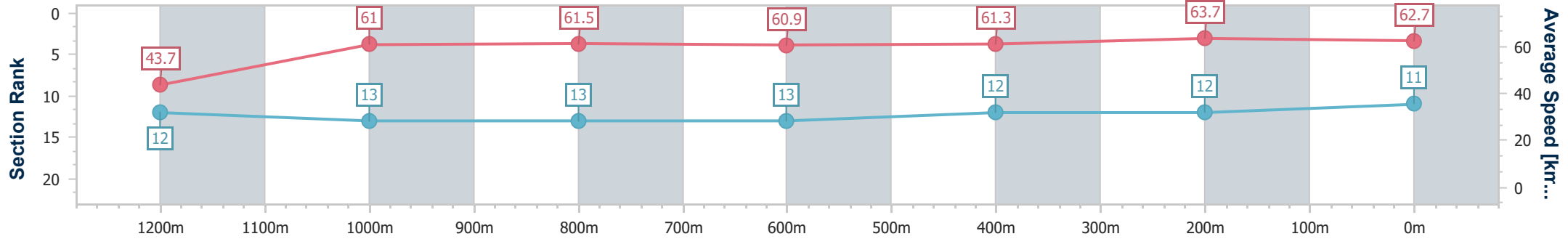


Ipswich QLD Professional
 Race 7: TAB IPSWICH CUP 22ND JUNE Colts, Geldings and
 Entires BM65 Handicap - 1350m
 15 May 2024 - 16:05



Track Rating: Good 4, Weather: Overcast, Rail Position: +4m Entire

Section	Overall	1200m	1000m	800m	600m	400m	200m
Section Times	1:22.26 [11] (0:12.37)	1:09.89 [12] (0:11.87)	0:58.02 [13] (0:11.72)	0:46.30 [13] (0:11.82)	0:34.48 [13] (0:11.74)	0:22.74 [12] (0:11.27)	0:11.47 [12] (0:11.47)
Average Speed [km/h]	43.7	61.0	61.5	60.9	61.3	63.7	62.7
Top Speed [km/h]	58.3	61.9	62.2	62.0	63.2	64.4	64.1
Avg. Dist. to Rail [m]	7.2	2.4	1.0	0.5	0.5	0.4	0.7
Avg. Stride Freq. [Hz]	2.1	2.3	2.3	2.3	2.3	2.4	2.3
Avg. Stride Length [m]	5.8	7.4	7.5	7.5	7.5	7.3	7.4



- [] Ranking at each section and finish
- .-.- No data available at this section
- NA No data available



Horse/Jockey Name	Singer Sargent
Final Rank	12
Fastest Section Time (Section)	0:11.25 (400m)
Top Speed [km/h] (Section)	65.1 (400m)
Race State	Finished

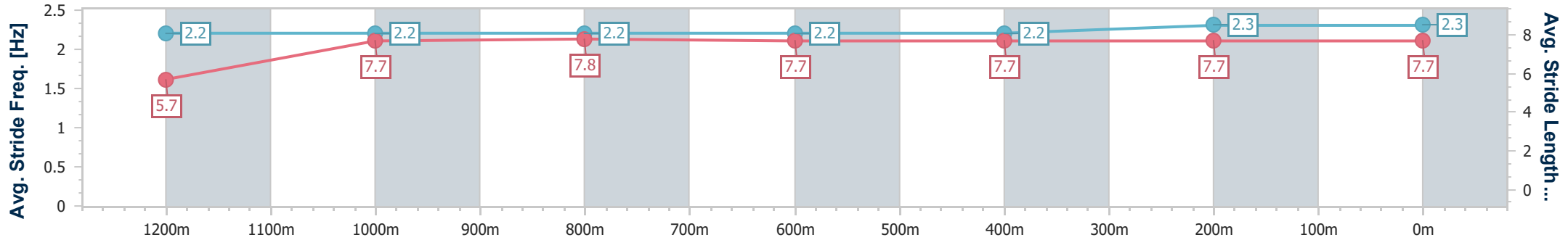
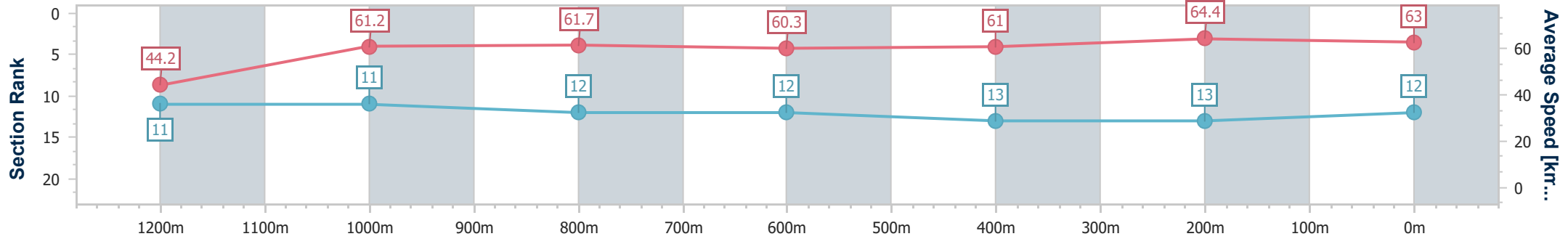


Ipswich QLD Professional
 Race 7: TAB IPSWICH CUP 22ND JUNE Colts, Geldings and
 Entires BM65 Handicap - 1350m
 15 May 2024 - 16:05



Track Rating: Good 4, Weather: Overcast, Rail Position: +4m Entire

Section	Overall	1200m	1000m	800m	600m	400m	200m
Section Times	1:22.28 [12] (0:12.22)	1:10.06 [11] (0:11.81)	0:58.25 [11] (0:11.70)	0:46.55 [12] (0:12.01)	0:34.54 [12] (0:11.87)	0:22.67 [13] (0:11.25)	0:11.42 [13] (0:11.42)
Average Speed [km/h]	44.2	61.2	61.7	60.3	61.0	64.4	63.0
Top Speed [km/h]	58.9	62.9	63.3	61.9	63.1	65.1	64.4
Avg. Dist. to Rail [m]	6.0	2.1	1.1	1.3	1.7	2.4	5.4
Avg. Stride Freq. [Hz]	2.2	2.2	2.2	2.2	2.2	2.3	2.3
Avg. Stride Length [m]	5.7	7.7	7.8	7.7	7.7	7.7	7.7



- [] Ranking at each section and finish
- .-.- No data available at this section
- NA No data available



Horse/Jockey Name	Von Bee
Final Rank	13
Fastest Section Time (Section)	0:11.34 (1200m)
Top Speed [km/h] (Section)	65.1 (1200m)
Race State	Finished

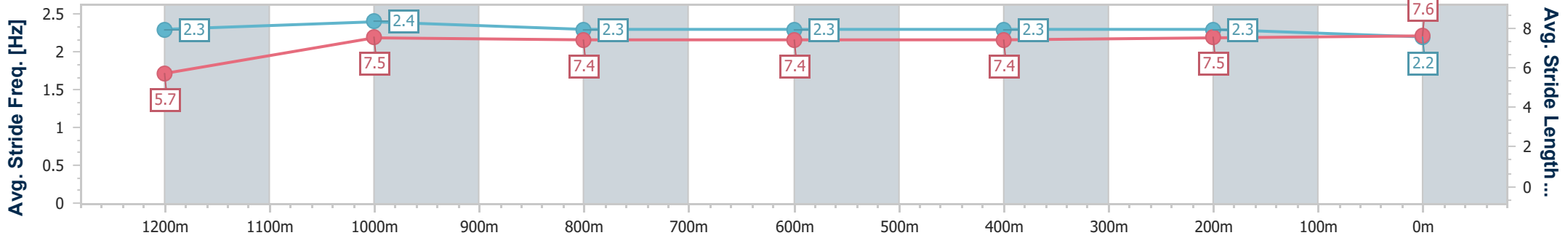
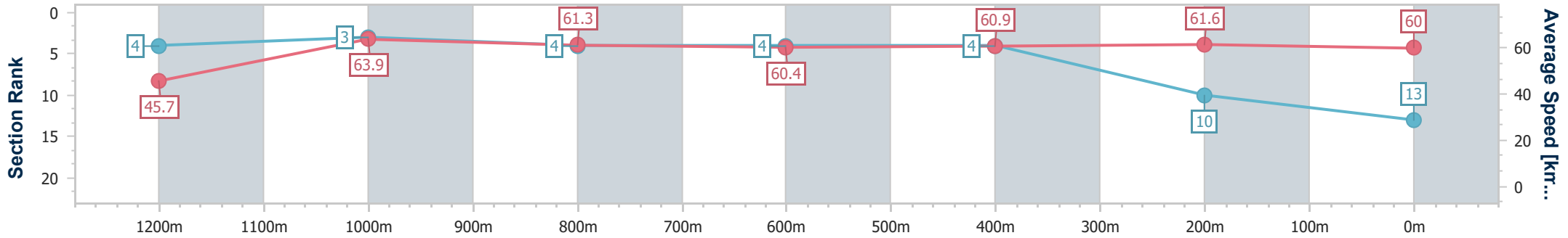


Ipswich QLD Professional
 Race 7: TAB IPSWICH CUP 22ND JUNE Colts, Geldings and
 Entires BM65 Handicap - 1350m
 15 May 2024 - 16:05



Track Rating: Good 4, Weather: Overcast, Rail Position: +4m Entire

Section	Overall	1200m	1000m	800m	600m	400m	200m						
Section Times	1:22.59 [13] (0:11.77)	1:10.82 [4] (0:11.34)	0:59.48 [3] (0:11.82)	0:47.66 [4] (0:11.97)	0:35.69 [4] (0:11.87)	0:23.82 [4] (0:11.82)	0:12.00 [10] (0:12.00)						
Average Speed [km/h]	45.7	63.9	61.3	60.4	60.9	61.6	60.0						
Top Speed [km/h]	62.6	65.1	63.1	62.3	61.7	62.3	61.6						
Avg. Dist. to Rail [m]	10.3	3.8	1.7	1.8	1.4	2.8	4.7						
Avg. Stride Freq. [Hz]	2.3	2.4	2.3	2.3	2.3	2.3	2.2						
Avg. Stride Length [m]	5.7	7.5	7.4	7.4	7.4	7.5	7.6						



- [] Ranking at each section and finish
- .-.- No data available at this section
- NA No data available

Track Rating: Good 4, Weather: Overcast, Rail Position: +4m Entire

Section													Last 600m					
Field Times		Overall	1000m	800m	600m	400m	200m						0:34.93					
		1:10.17 (0:13.57)	0:56.60 (0:10.58)	0:46.02 (0:11.09)	0:34.93 (0:11.53)	0:23.40 (0:11.49)	0:11.91 (0:11.91)											
Rank	TAB	Horse/Jockey	Barrier	Top Speed [km/h]	Fastest Section												Margin	Distance Travelled [m]
1	6	DAYTONA Ryan Maloney	14	66.6	0:11.07	1:10.17 [1] (0:14.28)	0:55.89 [10] (0:11.07)	0:44.82 [10] (0:11.07)	0:33.75 [10] (0:11.33)	0:22.42 [10] (0:11.18)	0:11.24 [9] (0:11.24)	1:10.17	0:33.75					
2	15	THANKFUL HEART Damien Thornton	17	70.1	0:10.53	1:10.19 [2] (0:13.62)	0:56.57 [3] (0:10.53)	0:46.04 [1] (0:11.09)	0:34.95 [1] (0:11.53)	0:23.42 [1] (0:11.49)	0:11.93 [1] (0:11.93)	0.02L	0:34.95	-3				
3	2	SHA OF GOMER Mark Du Plessis	1	67.4	0:10.89	1:10.25 [3] (0:13.81)	0:56.44 [5] (0:10.89)	0:45.55 [5] (0:11.13)	0:34.42 [4] (0:11.35)	0:23.07 [3] (0:11.27)	0:11.80 [2] (0:11.80)	0.06L	0:34.42	-6				
4	11	MOUNT FUJI Jake Bayliss	2	68.5	0:10.90	1:10.27 [4] (0:14.00)	0:56.27 [7] (0:10.90)	0:45.37 [7] (0:11.13)	0:34.24 [7] (0:11.41)	0:22.83 [7] (0:11.26)	0:11.57 [4] (0:11.57)	0.02L	0:34.24	-4				
5	13	START STRUTTING Madeleine Wishart	4	66.1	0:11.03	1:10.35 [5] (0:14.35)	0:56.00 [11] (0:11.11)	0:44.89 [11] (0:11.03)	0:33.86 [11] (0:11.41)	0:22.45 [11] (0:11.10)	0:11.35 [10] (0:11.35)	0.08L	0:33.86	-3				
6	4	AIR MARSHAL Jag Guthmann-Chester	9	66.9	0:10.94	1:10.42 [6] (0:14.25)	0:56.17 [9] (0:10.94)	0:45.23 [9] (0:11.05)	0:34.18 [9] (0:11.41)	0:22.77 [9] (0:11.18)	0:11.59 [6] (0:11.59)	0.07L	0:34.18	-6				
7	5	MINKS STAR Marnu Potgieter	12	68.4	0:10.80	1:10.60 [7] (0:13.60)	0:57.00 [2] (0:10.80)	0:46.20 [2] (0:11.10)	0:35.10 [2] (0:11.52)	0:23.58 [2] (0:11.46)	0:12.12 [3] (0:12.12)	0.18L	0:35.10	-2				
8	9	JOVITA Samantha Collett	10	67.4	0:10.94	1:10.71 [8] (0:13.82)	0:56.89 [6] (0:10.94)	0:45.95 [6] (0:11.21)	0:34.74 [6] (0:11.35)	0:23.39 [5] (0:11.53)	0:11.86 [7] (0:11.86)	0.11L	0:34.74	+2				
9	7	ALL STASHED UP Robbie Dolan	3	66.0	0:11.01	1:10.80 [9] (0:14.03)	0:56.77 [8] (0:11.01)	0:45.76 [8] (0:11.11)	0:34.65 [8] (0:11.48)	0:23.17 [8] (0:11.43)	0:11.74 [11] (0:11.74)	0.09L	0:34.65	-1				
10	14	DROP THE MIC Georgina Cartwright	16	67.2	0:11.03	1:10.93 [10] (0:14.51)	0:56.42 [12] (0:11.03)	0:45.39 [12] (0:11.10)	0:34.29 [12] (0:11.47)	0:22.82 [12] (0:11.33)	0:11.49 [12] (0:11.49)	0.13L	0:34.29	-1				

Scratched: Zeeluck (#19), Chilliwack (#16), Easy Single (#1), Deferential (#17), Maid To Fit (#3), Spirit Queen (#12), Almighty Rising (#18)



Ipswich QLD Professional
 Race 8: SCHWEPPE Class 5 Handicap - 1200m
 15 May 2024 - 16:38



Track Rating: Good 4, Weather: Overcast, Rail Position: +4m Entire

Section	Overall	1000m	800m	600m	400m	200m	Last 600m
Field Times	1:10.17 (0:13.57)	0:56.60 (0:10.58)	0:46.02 (0:11.09)	0:34.93 (0:11.53)	0:23.40 (0:11.49)	0:11.91 (0:11.91)	0:34.93

Rank	TAB	Horse/Jockey	Barrier	Top Speed [km/h]	Fastest Section	Overall	1000m	800m	600m	400m	200m	Margin	Distance Travelled [m]
11	10	I AM GOOD AT THIS Andrew Mallyon	5	67.3	0:10.90	1:11.19 [11] (0:13.79)	0:57.40 [4] (0:10.90)	0:46.50 [4] (0:11.17)	0:35.33 [5] (0:11.48)	0:23.85 [6] (0:11.48)	0:12.37 [5] (0:12.37)	0.26L	0:35.33 -1
12	8	AMORE VELOCE Martin Harley	15	68.3	0:10.89	1:11.29 [12] (0:13.57)	0:57.72 [1] (0:10.89)	0:46.83 [3] (0:11.18)	0:35.65 [3] (0:11.56)	0:24.09 [4] (0:11.66)	0:12.43 [8] (0:12.43)	0.1L	0:35.65 +1

Scratched: Zeeluck (#19), Chilliwack (#16), Easy Single (#1), Deferential (#17), Maid To Fit (#3), Spirit Queen (#12), Almighty Rising (#18)

[] Ranking at each section and finish
 -:-:- No data available at this section
 NA No data available

SCN Saddle cloth number
 DNF Did not finish
 DNT Did not track



Horse/Jockey Name	Daytona
Final Rank	1
Fastest Section Time (Section)	0:11.07 (1000m)
Top Speed [km/h] (Section)	66.6 (1000m)
Race State	Finished



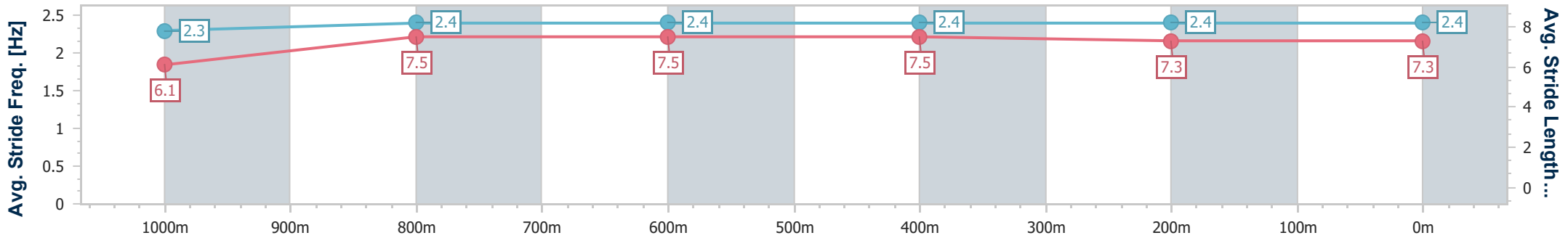
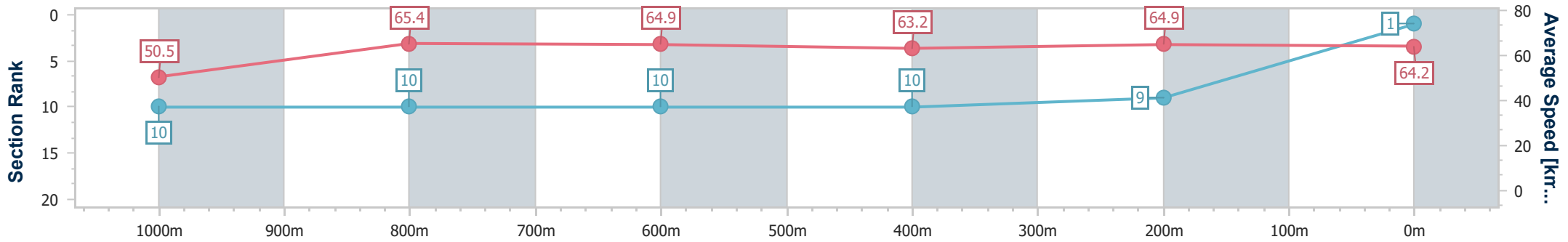
Ipswich QLD Professional
Race 8: SCHWEPPE'S Class 5 Handicap - 1200m



15 May 2024 - 16:38

Track Rating: Good 4, Weather: Overcast, Rail Position: +4m Entire

Section	Overall	1000m	800m	600m	400m	200m
Section Times	1:10.17 [1] (0:14.28)	0:55.89 [10] (0:11.07)	0:44.82 [10] (0:11.07)	0:33.75 [10] (0:11.33)	0:22.42 [10] (0:11.18)	0:11.24 [9] (0:11.24)
Average Speed [km/h]	50.5	65.4	64.9	63.2	64.9	64.2
Top Speed [km/h]	66.0	66.6	66.1	64.3	65.9	65.9
Avg. Dist. to Rail [m]	8.2	0.9	0.4	0.6	2.9	6.2
Avg. Stride Freq. [Hz]	2.3	2.4	2.4	2.4	2.4	2.4
Avg. Stride Length [m]	6.1	7.5	7.5	7.5	7.3	7.3



- [] Ranking at each section and finish
- .-.- No data available at this section
- NA No data available



Horse/Jockey Name	Thankful Heart
Final Rank	2
Fastest Section Time (Section)	0:10.53 (1000m)
Top Speed [km/h] (Section)	70.1 (1000m)
Race State	Finished



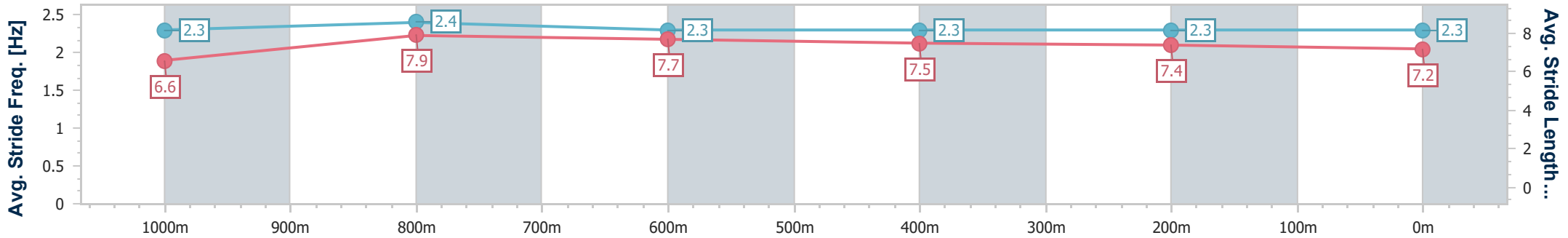
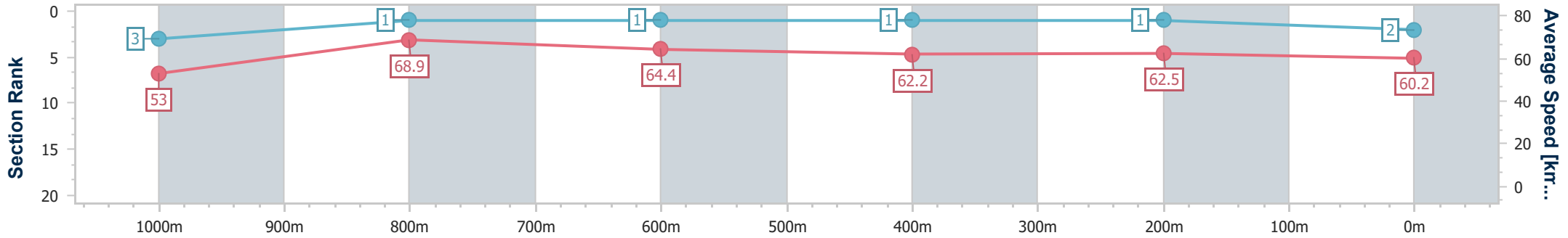
Ipswich QLD Professional
Race 8: SCHWEPPE'S Class 5 Handicap - 1200m



15 May 2024 - 16:38

Track Rating: Good 4, Weather: Overcast, Rail Position: +4m Entire

Section	Overall	1000m	800m	600m	400m	200m
Section Times	1:10.19 [2] (0:13.62)	0:56.57 [3] (0:10.53)	0:46.04 [1] (0:11.09)	0:34.95 [1] (0:11.53)	0:23.42 [1] (0:11.49)	0:11.93 [1] (0:11.93)
Average Speed [km/h]	53.0	68.9	64.4	62.2	62.5	60.2
Top Speed [km/h]	69.1	70.1	66.2	63.4	64.0	62.7
Avg. Dist. to Rail [m]	13.0	3.1	0.8	1.4	0.8	0.1
Avg. Stride Freq. [Hz]	2.3	2.4	2.3	2.3	2.3	2.3
Avg. Stride Length [m]	6.6	7.9	7.7	7.5	7.4	7.2



- [] Ranking at each section and finish
- .-.- No data available at this section
- NA No data available



Horse/Jockey Name	Sha Of Gomer
Final Rank	3
Fastest Section Time (Section)	0:10.89 (1000m)
Top Speed [km/h] (Section)	67.4 (1000m)
Race State	Finished



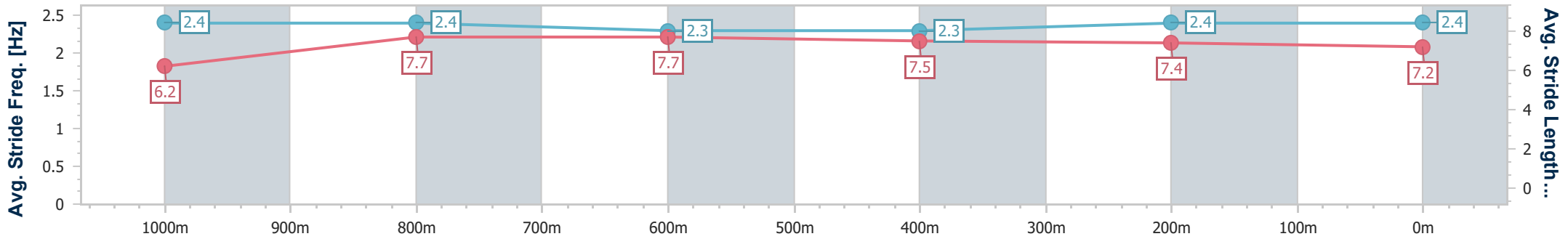
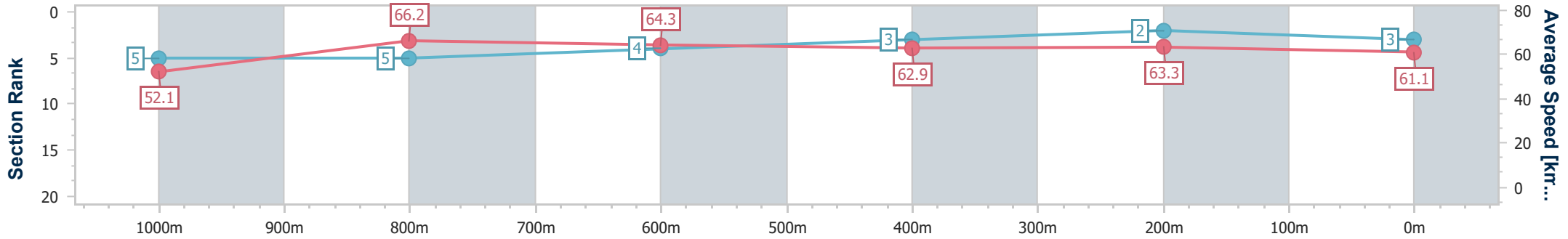
Ipswich QLD Professional
Race 8: SCHWEPPE'S Class 5 Handicap - 1200m



15 May 2024 - 16:38

Track Rating: Good 4, Weather: Overcast, Rail Position: +4m Entire

Section	Overall	1000m	800m	600m	400m	200m
Section Times	1:10.25 [3] (0:13.81)	0:56.44 [5] (0:10.89)	0:45.55 [5] (0:11.13)	0:34.42 [4] (0:11.35)	0:23.07 [3] (0:11.27)	0:11.80 [2] (0:11.80)
Average Speed [km/h]	52.1	66.2	64.3	62.9	63.3	61.1
Top Speed [km/h]	66.4	67.4	66.9	63.7	64.0	63.3
Avg. Dist. to Rail [m]	2.6	0.2	1.2	2.0	1.0	0.6
Avg. Stride Freq. [Hz]	2.4	2.4	2.3	2.3	2.4	2.4
Avg. Stride Length [m]	6.2	7.7	7.7	7.5	7.4	7.2



- [] Ranking at each section and finish
- .-.- No data available at this section
- NA No data available



Horse/Jockey Name	Mount Fuji
Final Rank	4
Fastest Section Time (Section)	0:10.90 (1000m)
Top Speed [km/h] (Section)	68.5 (1000m)
Race State	Finished



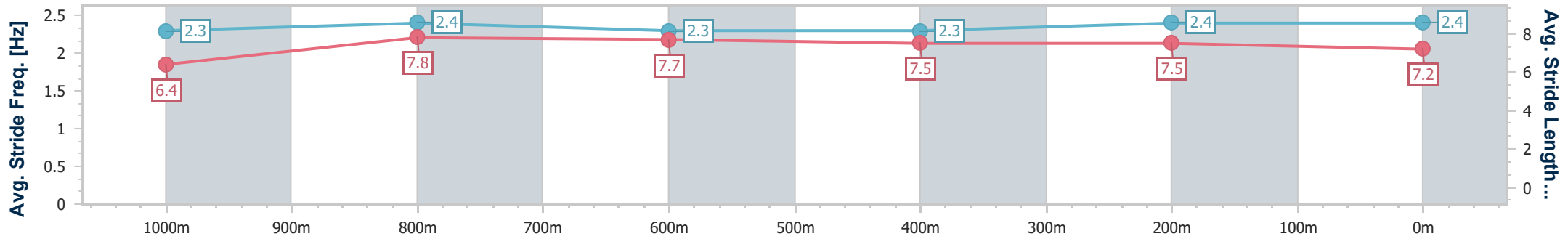
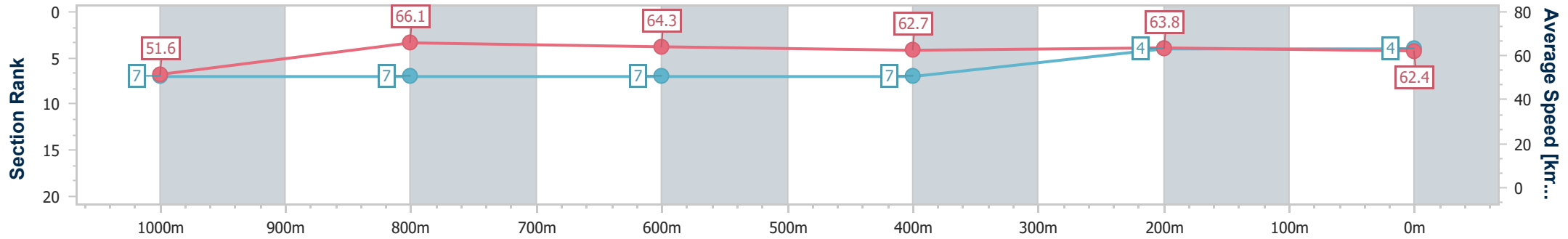
Ipswich QLD Professional
Race 8: SCHWEPPE'S Class 5 Handicap - 1200m



15 May 2024 - 16:38

Track Rating: Good 4, Weather: Overcast, Rail Position: +4m Entire

Section	Overall	1000m	800m	600m	400m	200m
Section Times	1:10.27 [4] (0:14.00)	0:56.27 [7] (0:10.90)	0:45.37 [7] (0:11.13)	0:34.24 [7] (0:11.41)	0:22.83 [7] (0:11.26)	0:11.57 [4] (0:11.57)
Average Speed [km/h]	51.6	66.1	64.3	62.7	63.8	62.4
Top Speed [km/h]	68.4	68.5	65.3	63.7	64.1	64.2
Avg. Dist. to Rail [m]	3.3	0.4	0.8	1.3	0.6	0.3
Avg. Stride Freq. [Hz]	2.3	2.4	2.3	2.3	2.4	2.4
Avg. Stride Length [m]	6.4	7.8	7.7	7.5	7.5	7.2



- [] Ranking at each section and finish
- .-.- No data available at this section
- NA No data available



Horse/Jockey Name	Start Strutting
Final Rank	5
Fastest Section Time (Section)	0:11.03 (800m)
Top Speed [km/h] (Section)	66.1 (Overall)
Race State	Finished



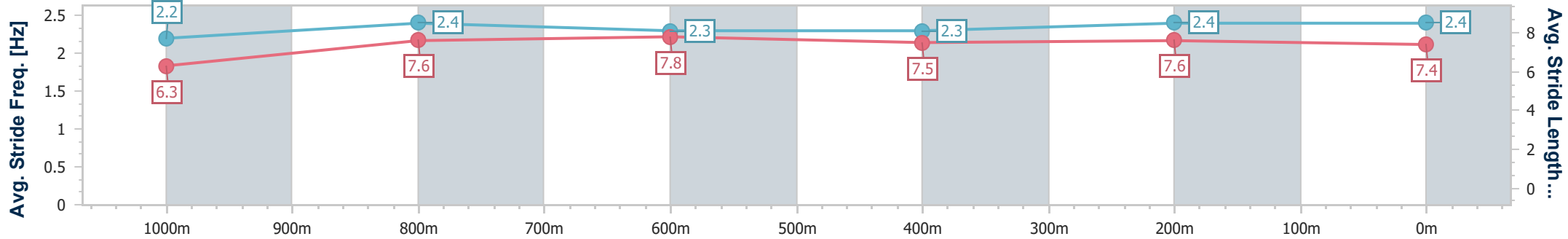
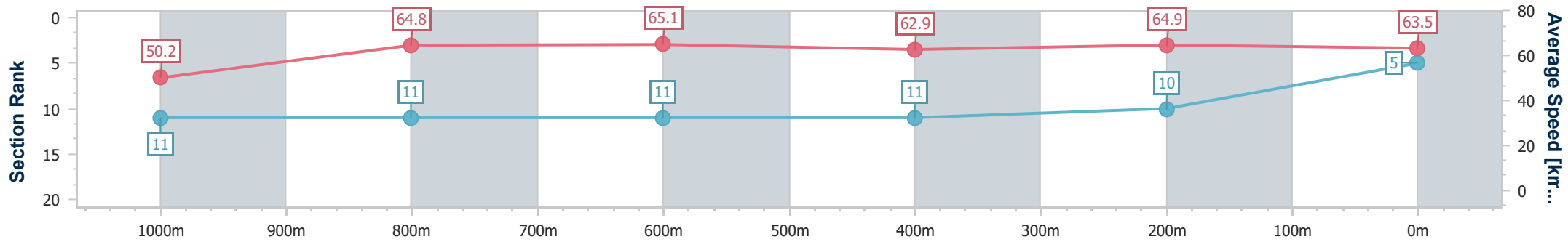
Ipswich QLD Professional
Race 8: SCHWEPPE'S Class 5 Handicap - 1200m



15 May 2024 - 16:38

Track Rating: Good 4, Weather: Overcast, Rail Position: +4m Entire

Section	Overall	1000m	800m	600m	400m	200m
Section Times	1:10.35 [5] (0:14.35)	0:56.00 [11] (0:11.11)	0:44.89 [11] (0:11.03)	0:33.86 [11] (0:11.41)	0:22.45 [11] (0:11.10)	0:11.35 [10] (0:11.35)
Average Speed [km/h]	50.2	64.8	65.1	62.9	64.9	63.5
Top Speed [km/h]	66.1	65.6	66.0	64.2	65.8	65.8
Avg. Dist. to Rail [m]	5.0	0.3	0.7	0.6	0.7	2.5
Avg. Stride Freq. [Hz]	2.2	2.4	2.3	2.3	2.4	2.4
Avg. Stride Length [m]	6.3	7.6	7.8	7.5	7.6	7.4



- [] Ranking at each section and finish
- .-.- No data available at this section
- NA No data available



Horse/Jockey Name	Air Marshal
Final Rank	6
Fastest Section Time (Section)	0:10.94 (1000m)
Top Speed [km/h] (Section)	66.9 (1000m)
Race State	Finished



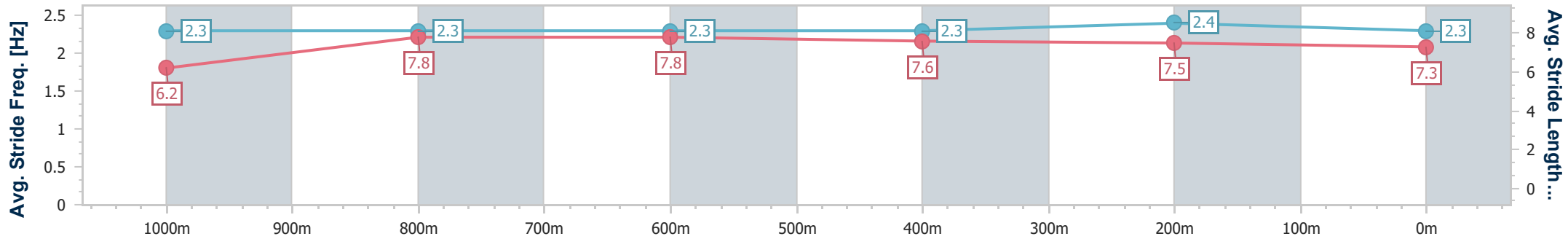
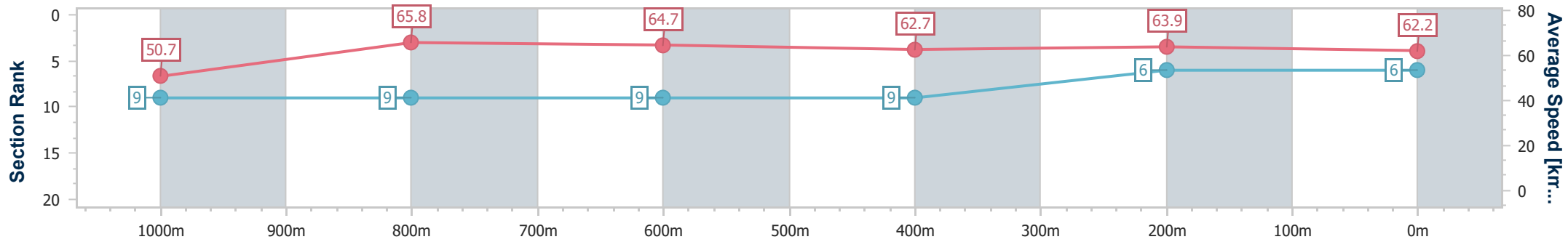
Ipswich QLD Professional
Race 8: SCHWEPPE'S Class 5 Handicap - 1200m



15 May 2024 - 16:38

Track Rating: Good 4, Weather: Overcast, Rail Position: +4m Entire

Section	Overall	1000m	800m	600m	400m	200m
Section Times	1:10.42 [6] (0:14.25)	0:56.17 [9] (0:10.94)	0:45.23 [9] (0:11.05)	0:34.18 [9] (0:11.41)	0:22.77 [9] (0:11.18)	0:11.59 [6] (0:11.59)
Average Speed [km/h]	50.7	65.8	64.7	62.7	63.9	62.2
Top Speed [km/h]	65.8	66.9	65.9	63.5	65.5	64.5
Avg. Dist. to Rail [m]	5.9	0.6	1.6	1.7	0.9	1.4
Avg. Stride Freq. [Hz]	2.3	2.3	2.3	2.3	2.4	2.3
Avg. Stride Length [m]	6.2	7.8	7.8	7.6	7.5	7.3



- [] Ranking at each section and finish
- .-.- No data available at this section
- NA No data available



Horse/Jockey Name	Minks Star
Final Rank	7
Fastest Section Time (Section)	0:10.80 (1000m)
Top Speed [km/h] (Section)	68.4 (1000m)
Race State	Finished



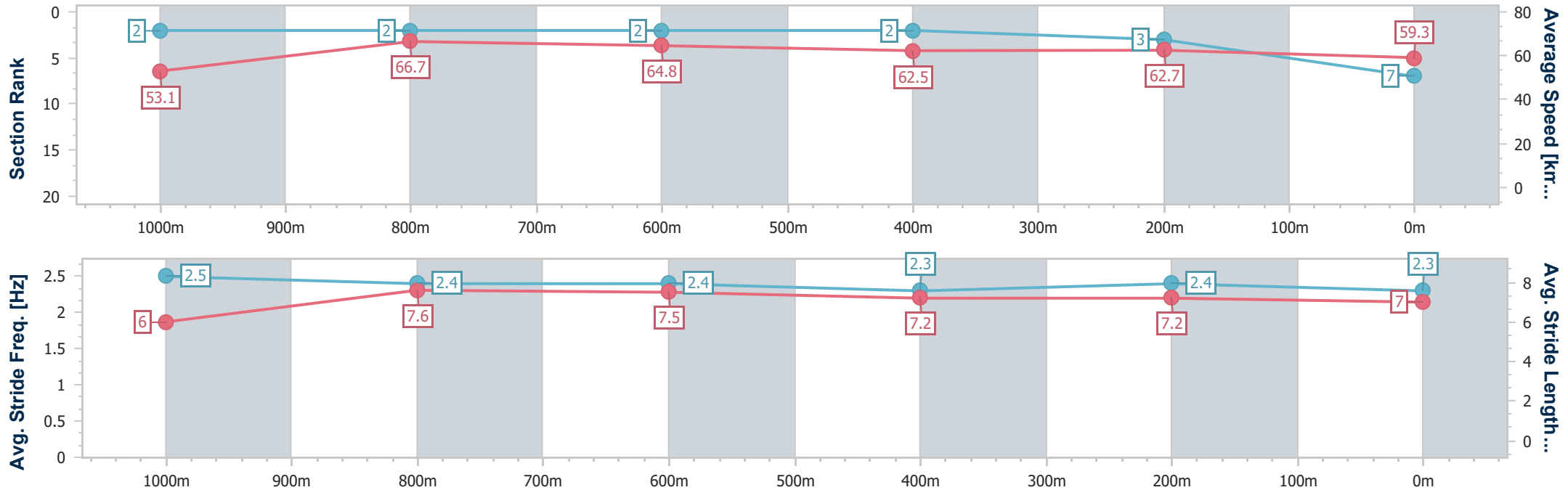
Ipswich QLD Professional
Race 8: SCHWEPPE'S Class 5 Handicap - 1200m



15 May 2024 - 16:38

Track Rating: Good 4, Weather: Overcast, Rail Position: +4m Entire

Section	Overall	1000m	800m	600m	400m	200m
Section Times	1:10.60 [7] (0:13.60)	0:57.00 [2] (0:10.80)	0:46.20 [2] (0:11.10)	0:35.10 [2] (0:11.52)	0:23.58 [2] (0:11.46)	0:12.12 [3] (0:12.12)
Average Speed [km/h]	53.1	66.7	64.8	62.5	62.7	59.3
Top Speed [km/h]	68.4	68.4	66.8	63.8	63.7	62.4
Avg. Dist. to Rail [m]	9.0	1.2	0.5	0.7	0.4	1.4
Avg. Stride Freq. [Hz]	2.5	2.4	2.4	2.3	2.4	2.3
Avg. Stride Length [m]	6.0	7.6	7.5	7.2	7.2	7.0



- [] Ranking at each section and finish
- .-.- No data available at this section
- NA No data available



Horse/Jockey Name	Jovita
Final Rank	8
Fastest Section Time (Section)	0:10.94 (1000m)
Top Speed [km/h] (Section)	67.4 (1000m)
Race State	Finished



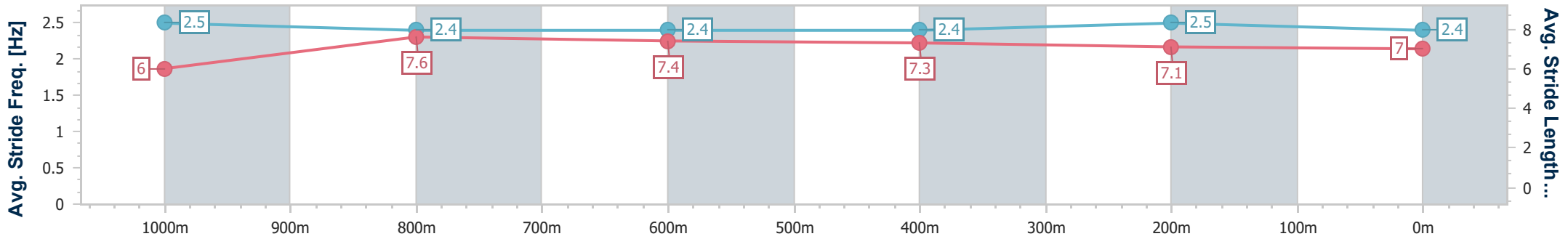
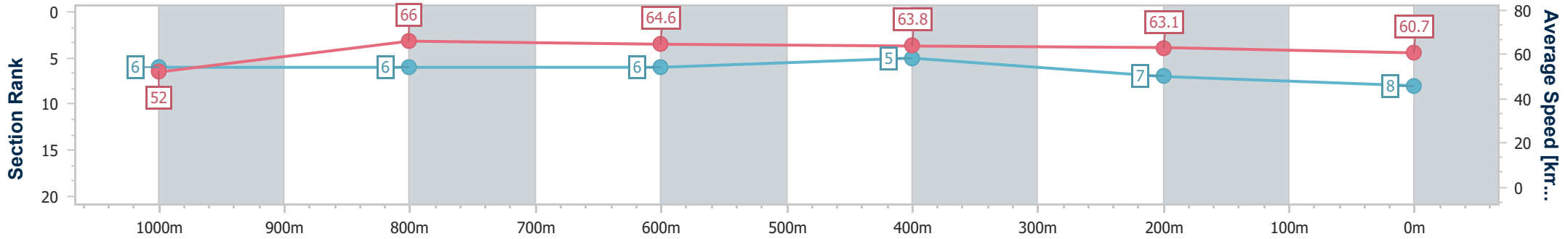
Ipswich QLD Professional
Race 8: SCHWEPPE'S Class 5 Handicap - 1200m



15 May 2024 - 16:38

Track Rating: Good 4, Weather: Overcast, Rail Position: +4m Entire

Section	Overall	1000m	800m	600m	400m	200m
Section Times	1:10.71 [8] (0:13.82)	0:56.89 [6] (0:10.94)	0:45.95 [6] (0:11.21)	0:34.74 [6] (0:11.35)	0:23.39 [5] (0:11.53)	0:11.86 [7] (0:11.86)
Average Speed [km/h]	52.0	66.0	64.6	63.8	63.1	60.7
Top Speed [km/h]	66.4	67.4	65.8	64.9	63.9	63.2
Avg. Dist. to Rail [m]	6.8	1.6	1.4	1.6	2.9	5.0
Avg. Stride Freq. [Hz]	2.5	2.4	2.4	2.4	2.5	2.4
Avg. Stride Length [m]	6.0	7.6	7.4	7.3	7.1	7.0



- [] Ranking at each section and finish
- .-.- No data available at this section
- NA No data available



Horse/Jockey Name	All Stashed Up
Final Rank	9
Fastest Section Time (Section)	0:11.01 (1000m)
Top Speed [km/h] (Section)	66.0 (1000m)
Race State	Finished



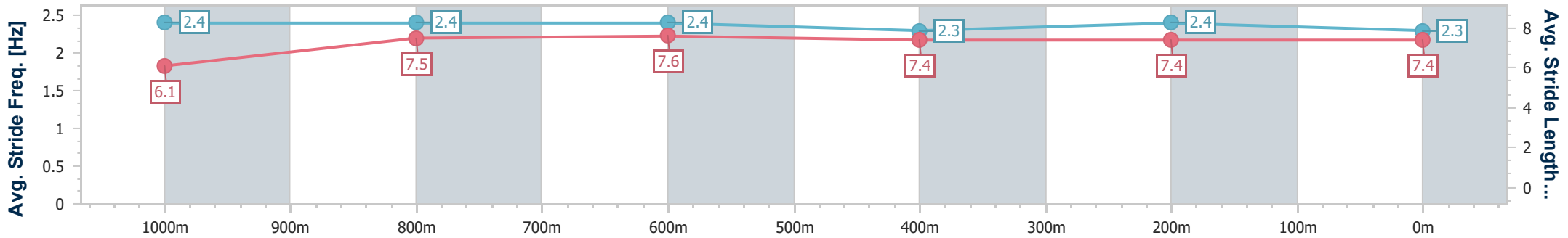
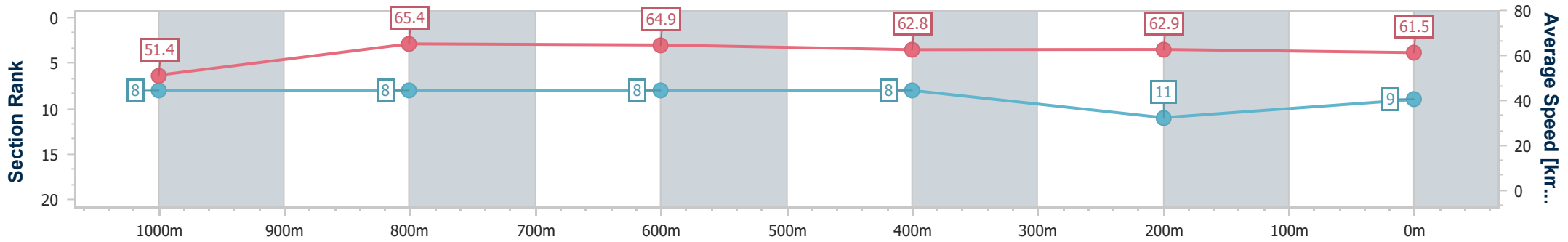
Ipswich QLD Professional
Race 8: SCHWEPPE'S Class 5 Handicap - 1200m



15 May 2024 - 16:38

Track Rating: Good 4, Weather: Overcast, Rail Position: +4m Entire

Section	Overall	1000m	800m	600m	400m	200m
Section Times	1:10.80 [9] (0:14.03)	0:56.77 [8] (0:11.01)	0:45.76 [8] (0:11.11)	0:34.65 [8] (0:11.48)	0:23.17 [8] (0:11.43)	0:11.74 [11] (0:11.74)
Average Speed [km/h]	51.4	65.4	64.9	62.8	62.9	61.5
Top Speed [km/h]	65.7	66.0	65.9	63.8	63.8	62.4
Avg. Dist. to Rail [m]	3.8	0.9	0.2	0.3	1.2	5.2
Avg. Stride Freq. [Hz]	2.4	2.4	2.4	2.3	2.4	2.3
Avg. Stride Length [m]	6.1	7.5	7.6	7.4	7.4	7.4



- [] Ranking at each section and finish
- .-.- No data available at this section
- NA No data available



Horse/Jockey Name	Drop The Mic
Final Rank	10
Fastest Section Time (Section)	0:11.03 (1000m)
Top Speed [km/h] (Section)	67.2 (Overall)
Race State	Finished



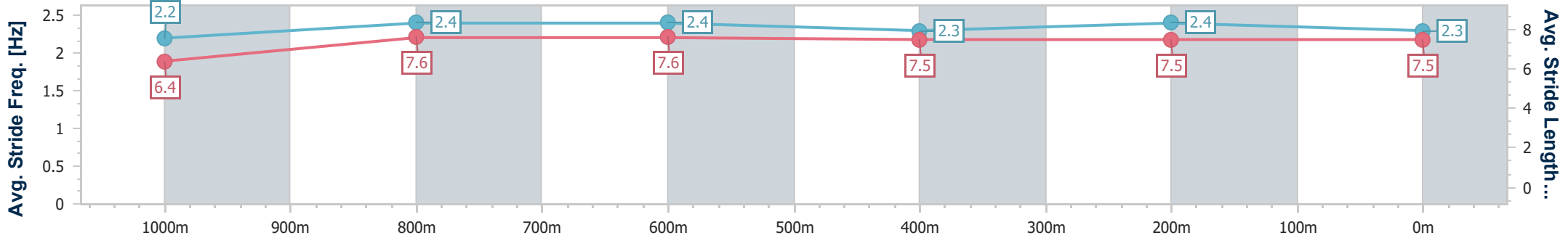
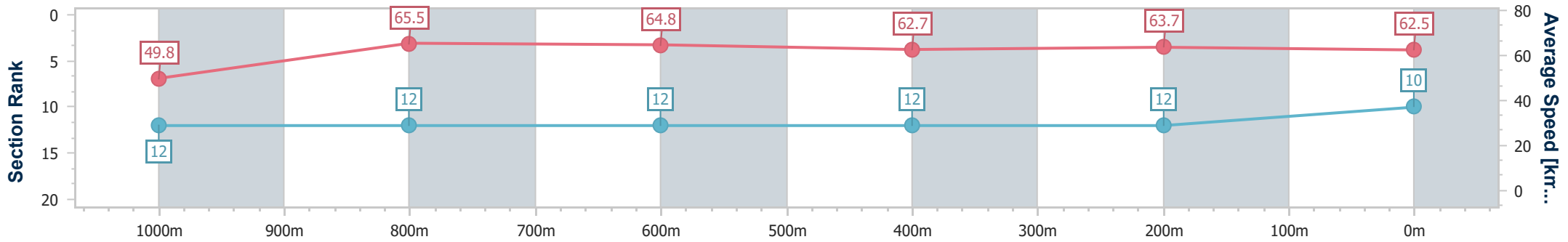
Ipswich QLD Professional
Race 8: SCHWEPPE'S Class 5 Handicap - 1200m



15 May 2024 - 16:38

Track Rating: Good 4, Weather: Overcast, Rail Position: +4m Entire

Section	Overall	1000m	800m	600m	400m	200m
Section Times	1:10.93 [10] (0:14.51)	0:56.42 [12] (0:11.03)	0:45.39 [12] (0:11.10)	0:34.29 [12] (0:11.47)	0:22.82 [12] (0:11.33)	0:11.49 [12] (0:11.49)
Average Speed [km/h]	49.8	65.5	64.8	62.7	63.7	62.5
Top Speed [km/h]	67.2	67.0	65.5	64.6	64.3	64.3
Avg. Dist. to Rail [m]	8.5	0.9	0.3	0.5	0.6	1.7
Avg. Stride Freq. [Hz]	2.2	2.4	2.4	2.3	2.4	2.3
Avg. Stride Length [m]	6.4	7.6	7.6	7.5	7.5	7.5



- [] Ranking at each section and finish
- .-.- No data available at this section
- NA No data available



Horse/Jockey Name	I Am Good At This
Final Rank	11
Fastest Section Time (Section)	0:10.90 (1000m)
Top Speed [km/h] (Section)	67.3 (Overall)
Race State	Finished



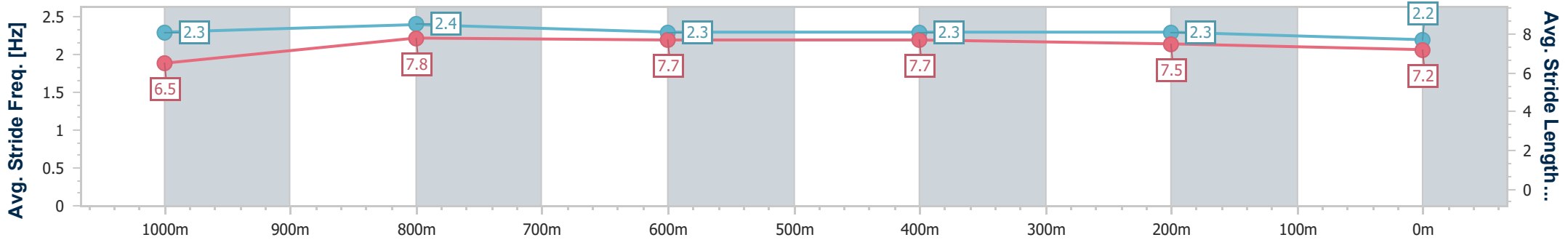
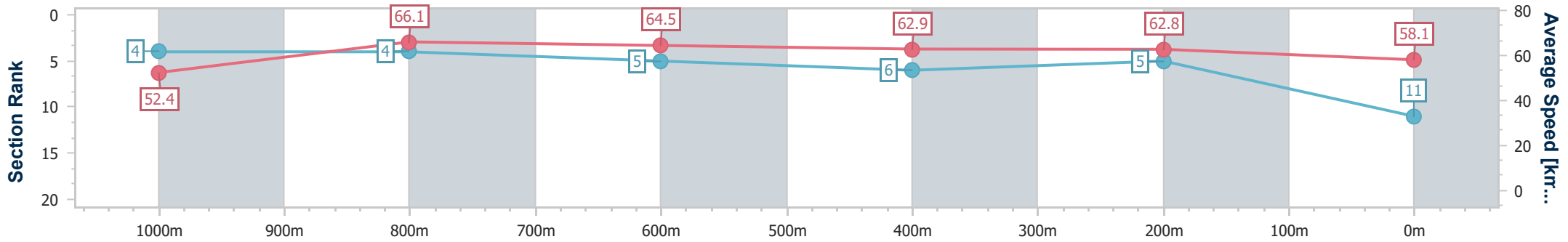
Ipswich QLD Professional
Race 8: SCHWEPPE'S Class 5 Handicap - 1200m



15 May 2024 - 16:38

Track Rating: Good 4, Weather: Overcast, Rail Position: +4m Entire

Section	Overall	1000m	800m	600m	400m	200m
Section Times	1:11.19 [11] (0:13.79)	0:57.40 [4] (0:10.90)	0:46.50 [4] (0:11.17)	0:35.33 [5] (0:11.48)	0:23.85 [6] (0:11.48)	0:12.37 [5]
Average Speed [km/h]	52.4	66.1	64.5	62.9	62.8	58.1
Top Speed [km/h]	67.3	67.2	66.4	63.7	63.2	61.2
Avg. Dist. to Rail [m]	5.8	1.0	0.8	0.6	0.9	2.7
Avg. Stride Freq. [Hz]	2.3	2.4	2.3	2.3	2.3	2.2
Avg. Stride Length [m]	6.5	7.8	7.7	7.7	7.5	7.2



- [] Ranking at each section and finish
- .-.- No data available at this section
- NA No data available



Horse/Jockey Name	Amore Veloce
Final Rank	12
Fastest Section Time (Section)	0:10.89 (1000m)
Top Speed [km/h] (Section)	68.3 (Overall)
Race State	Finished



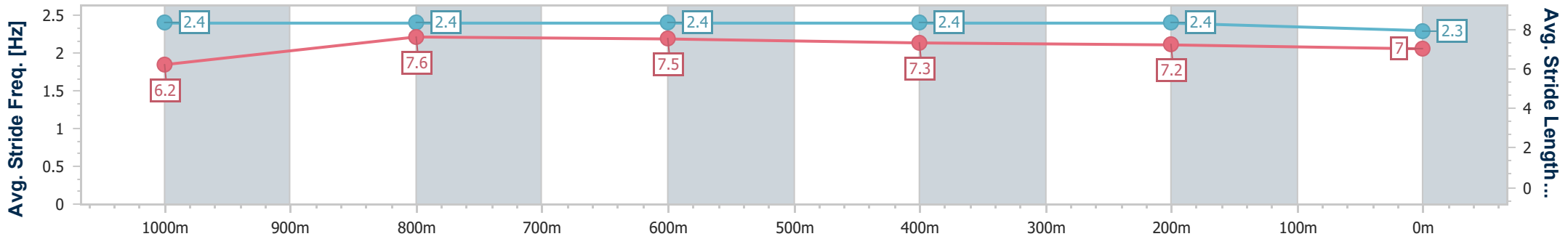
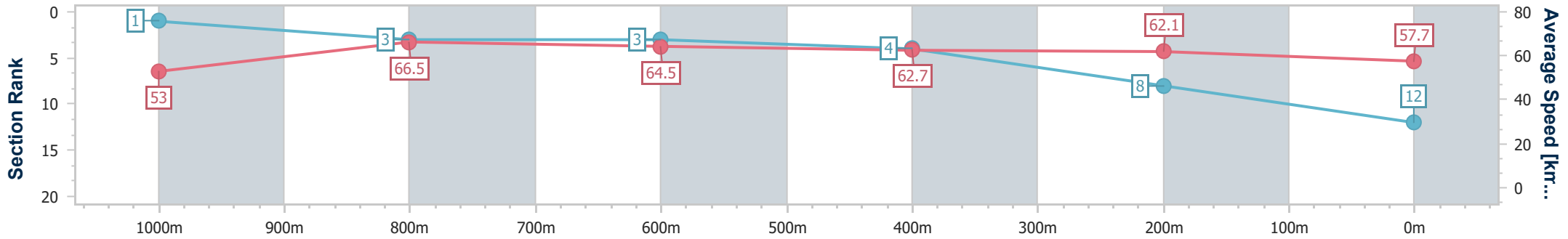
Ipswich QLD Professional
Race 8: SCHWEPPE'S Class 5 Handicap - 1200m



15 May 2024 - 16:38

Track Rating: Good 4, Weather: Overcast, Rail Position: +4m Entire

Section	Overall	1000m	800m	600m	400m	200m
Section Times	1:11.29 [12] (0:13.57)	0:57.72 [1] (0:10.89)	0:46.83 [3] (0:11.18)	0:35.65 [3] (0:11.56)	0:24.09 [4] (0:11.66)	0:12.43 [8] (0:12.43)
Average Speed [km/h]	53.0	66.5	64.5	62.7	62.1	57.7
Top Speed [km/h]	68.3	68.0	66.6	63.7	63.1	61.0
Avg. Dist. to Rail [m]	10.5	2.4	0.9	0.8	2.1	4.0
Avg. Stride Freq. [Hz]	2.4	2.4	2.4	2.4	2.4	2.3
Avg. Stride Length [m]	6.2	7.6	7.5	7.3	7.2	7.0



- [] Ranking at each section and finish
- .-.- No data available at this section
- NA No data available