



Ipswich QLD Professional

Race 1: QUEENSLAND TAXI BOWLS Maiden Plate - 800m

15 May 2024 - 12:35



Track Rating: Good 4, Weather: Overcast, Rail Position: +4m Entire

Section										Last 600m		
Field Times		Overall	600m	400m	200m							
		0:45.41 (0:13.40)	0:32.01 (0:10.35)	0:21.66 (0:10.73)	0:10.93 (0:10.93)						0:32.01	
Rank	TAB	Horse/Jockey	Barrier	Top Speed [km/h]	Fastest Section	Overall	600m	400m	200m	Margin	Last 600m	Distance Travelled [m]
1	10	HOKUSAI Angela Jones	14	70.2 600m	0:10.35 600m	0:45.41 [1] (0:13.40)	0:32.01 [1] (0:10.35)	0:21.66 [1] (0:10.76)	0:10.90 [2] (0:10.90)	0:45.41	0:32.01	
2	11	KENTUCKY ROSE Tahlia Fenlon	1	70.5 600m	0:10.34 600m	0:45.53 [2] (0:13.70)	0:31.83 [6] (0:10.34)	0:21.49 [4] (0:10.44)	0:11.05 [1] (0:11.05)	0.45L	0:31.83	-5
3	1	LOADED GUN Adin Thompson	7	72.6 600m	0:10.22 600m	0:45.91 [3] (0:13.64)	0:32.27 [4] (0:10.22)	0:22.05 [2] (0:10.81)	0:11.24 [3] (0:11.24)	1.88L	0:32.27	+4
4	13	TESSATORI Melea Castle	3	70.3 600m	0:10.34 600m	0:45.97 [4] (0:14.03)	0:31.94 [10] (0:10.34)	0:21.60 [8] (0:10.74)	0:10.86 [6] (0:10.86)	1.01L	0:31.94	-4
5	3	TUANAKI CREEK Hannah Phillips	5	70.9 600m	0:10.32 600m	0:46.03 [5] (0:13.68)	0:32.35 [5] (0:10.32)	0:22.03 [3] (0:10.74)	0:11.29 [4] (0:11.29)	0.29L	0:32.35	-3
6	7	STARSPANGLE PLANET Noriyuki Masuda	4	70.0 600m	0:10.45 600m	0:46.40 [6] (0:13.74)	0:32.66 [7] (0:10.45)	0:22.21 [7] (0:10.82)	0:11.39 [5] (0:11.39)	1.88L	0:32.66	-1
7	6	STAR DIAMOND Karl Zechner	2	68.7 600m	0:10.62 600m	0:46.45 [7] (0:13.84)	0:32.61 [8] (0:10.62)	0:21.99 [9] (0:10.83)	0:11.16 [7] (0:11.16)	0.35L	0:32.61	+1
8	4	ANACARDIUM Mark Du Plessis	11	68.7 600m	0:10.59 600m	0:46.69 [8] (0:14.09)	0:32.60 [11] (0:10.59)	0:22.01 [11] (0:10.86)	0:11.15 [9] (0:11.18)	1.58L	0:32.63	-2
9	14	ZEPHYRZ ZOOM Robbie Dolan	12	69.2 600m	0:10.58 600m	0:46.72 [9] (0:14.46)	0:32.26 [12] (0:10.58)	0:21.68 [12] (0:10.73)	0:10.95 [12] (0:10.92)	0.14L	0:32.23	-2
10	9	HAS BEAN Justin Stanley	6	69.3 600m	0:10.62 600m	0:46.89 [10] (0:13.47)	0:33.42 [2] (0:10.62)	0:22.80 [6] (0:11.24)	0:11.56 [8] (0:11.56)	0.78L	0:33.42	+2

Scratched: Happy Rainbow (#8)

[] Ranking at each section and finish
 -:-:- No data available at this section
 NA No data available

SCN Saddle cloth number
 DNF Did not finish
 DNT Did not track



Ipswich QLD Professional

Race 1: QUEENSLAND TAXI BOWLS Maiden Plate - 800m

15 May 2024 - 12:35



Track Rating: Good 4, Weather: Overcast, Rail Position: +4m Entire

Section		Overall	600m	400m	200m	Last 600m					
Field Times		0:45.41 (0:13.40)	0:32.01 (0:10.35)	0:21.66 (0:10.73)	0:10.93 (0:10.93)	0:32.01					
Rank	TAB Horse/Jockey	Barrier	Top Speed [km/h]	Fastest Section	Margin			Distance Travelled [m]			
11	12 SHAKEN MARTINI Samantha Collett	13	69.4 600m	0:10.71 600m	0:47.19 [11] (0:13.95)	0:33.24 [9] (0:10.71)	0:22.53 [10] (0:11.05)	0:11.48 [11] (0:11.48)	2.13L	0:33.24	+3
12	5 DESTINY GUNGHO Damien Thornton	8	70.1 600m	0:10.58 600m	0:47.48 [12] (0:13.50)	0:33.98 [3] (0:10.58)	0:23.40 [5] (0:11.46)	0:11.94 [10] (0:11.94)	1.45L	0:33.98	+6
13	2 READY TO THUNDER Michael Schrapel	10	67.6 600m	0:10.72 600m	0:47.76 [13] (0:14.94)	0:32.82 [13] (0:10.72)	0:22.10 [13] (0:10.82)	0:11.28 [13] (0:11.28)	1.24L	0:32.82	-2

Scratched: Happy Rainbow (#8)

[] Ranking at each section and finish
 -:-:-:- No data available at this section
 NA No data available

SCN Saddle cloth number
 DNF Did not finish
 DNT Did not track



Horse/Jockey Name	Hokusai
Final Rank	1
Fastest Section Time (Section)	0:10.35 (600m)
Top Speed [km/h] (Section)	70.2 (600m)
Race State	Finished



Ipswich QLD Professional

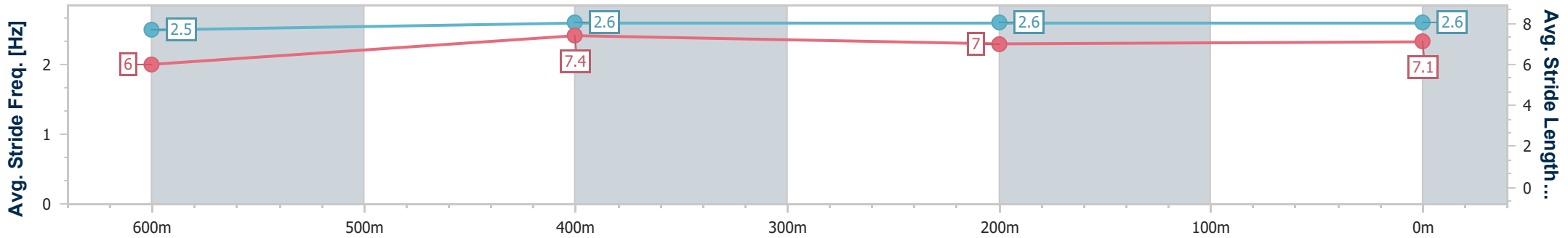
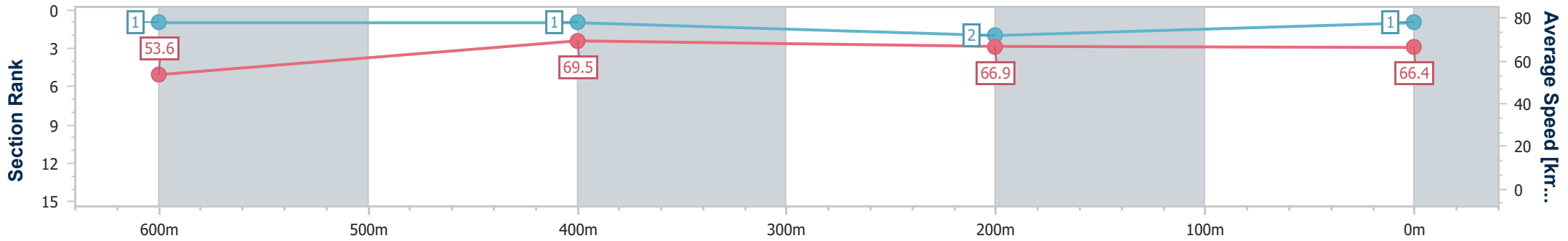
Race 1: QUEENSLAND TAXI BOWLS Maiden Plate - 800m

15 May 2024 - 12:35



Track Rating: Good 4, Weather: Overcast, Rail Position: +4m Entire

Section	Overall	600m	400m	200m
Section Times	0:45.41 [1] (0:13.40)	0:32.01 [1] (0:10.35)	0:21.66 [1] (0:10.76)	0:10.90 [2] (0:10.90)
Average Speed [km/h]	53.6	69.5	66.9	66.4
Top Speed [km/h]	69.9	70.2	68.3	67.4
Avg. Dist. to Rail [m]	8.6	1.9	1.2	1.9
Avg. Stride Freq. [Hz]	2.5	2.6	2.6	2.6
Avg. Stride Length [m]	6.0	7.4	7.0	7.1



- [] Ranking at each section and finish
- .-.- No data available at this section
- NA No data available



Horse/Jockey Name	Kentucky Rose
Final Rank	2
Fastest Section Time (Section)	0:10.34 (600m)
Top Speed [km/h] (Section)	70.5 (600m)
Race State	Finished



Ipswich QLD Professional

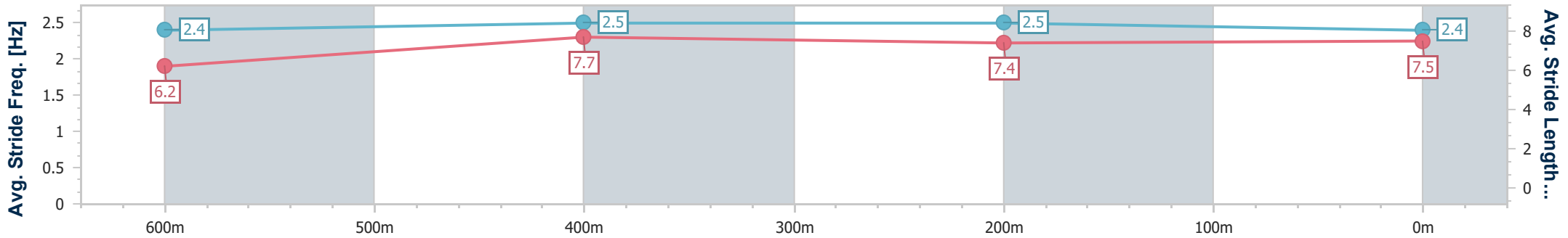
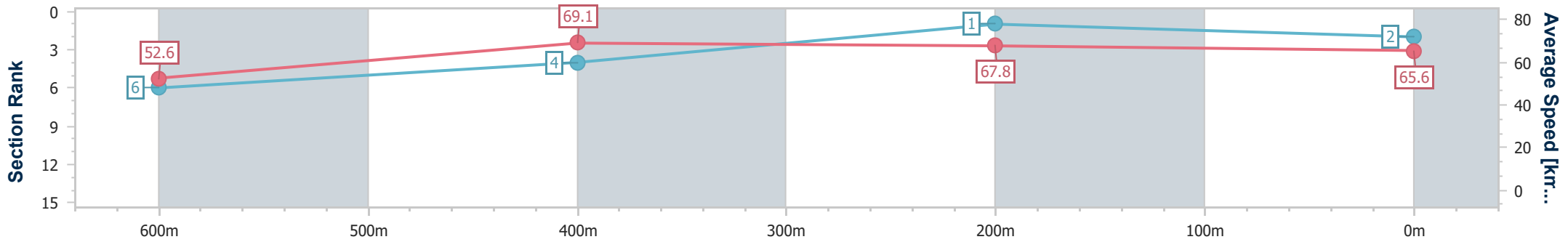
Race 1: QUEENSLAND TAXI BOWLS Maiden Plate - 800m

15 May 2024 - 12:35



Track Rating: Good 4, Weather: Overcast, Rail Position: +4m Entire

Section	Overall	600m	400m	200m
Section Times	0:45.53 [2] (0:13.70)	0:31.83 [6] (0:10.34)	0:21.49 [4] (0:10.44)	0:11.05 [1] (0:11.05)
Average Speed [km/h]	52.6	69.1	67.8	65.6
Top Speed [km/h]	69.7	70.5	68.9	67.7
Avg. Dist. to Rail [m]	1.4	1.5	3.3	2.2
Avg. Stride Freq. [Hz]	2.4	2.5	2.5	2.4
Avg. Stride Length [m]	6.2	7.7	7.4	7.5



- [] Ranking at each section and finish
- .-.-.- No data available at this section
- NA No data available



Horse/Jockey Name	Loaded Gun
Final Rank	3
Fastest Section Time (Section)	0:10.22 (600m)
Top Speed [km/h] (Section)	72.6 (600m)
Race State	Finished



Ipswich QLD Professional

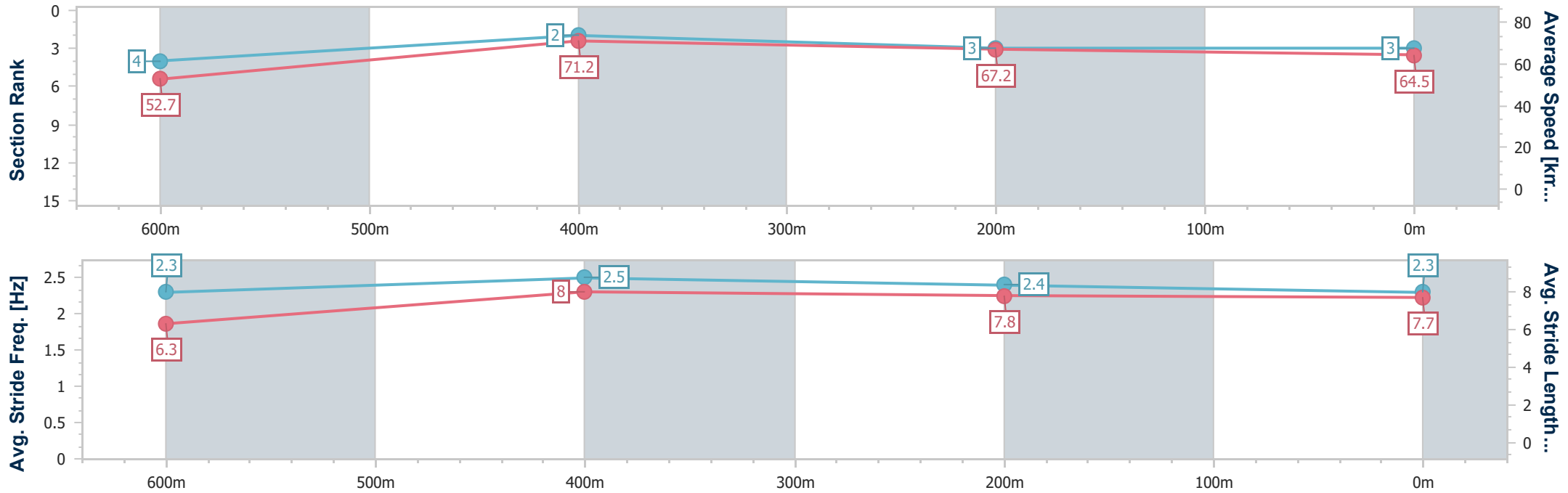
Race 1: QUEENSLAND TAXI BOWLS Maiden Plate - 800m

15 May 2024 - 12:35



Track Rating: Good 4, Weather: Overcast, Rail Position: +4m Entire

Section	Overall	600m	400m	200m
Section Times	0:45.91 [3] (0:13.64)	0:32.27 [4] (0:10.22)	0:22.05 [2] (0:10.81)	0:11.24 [3] (0:11.24)
Average Speed [km/h]	52.7	71.2	67.2	64.5
Top Speed [km/h]	70.6	72.6	69.0	65.9
Avg. Dist. to Rail [m]	7.5	3.0	3.8	5.3
Avg. Stride Freq. [Hz]	2.3	2.5	2.4	2.3
Avg. Stride Length [m]	6.3	8.0	7.8	7.7



- [] Ranking at each section and finish
- .-.- No data available at this section
- NA No data available



Horse/Jockey Name	Tessatori
Final Rank	4
Fastest Section Time (Section)	0:10.34 (600m)
Top Speed [km/h] (Section)	70.3 (600m)
Race State	Finished



Ipswich QLD Professional

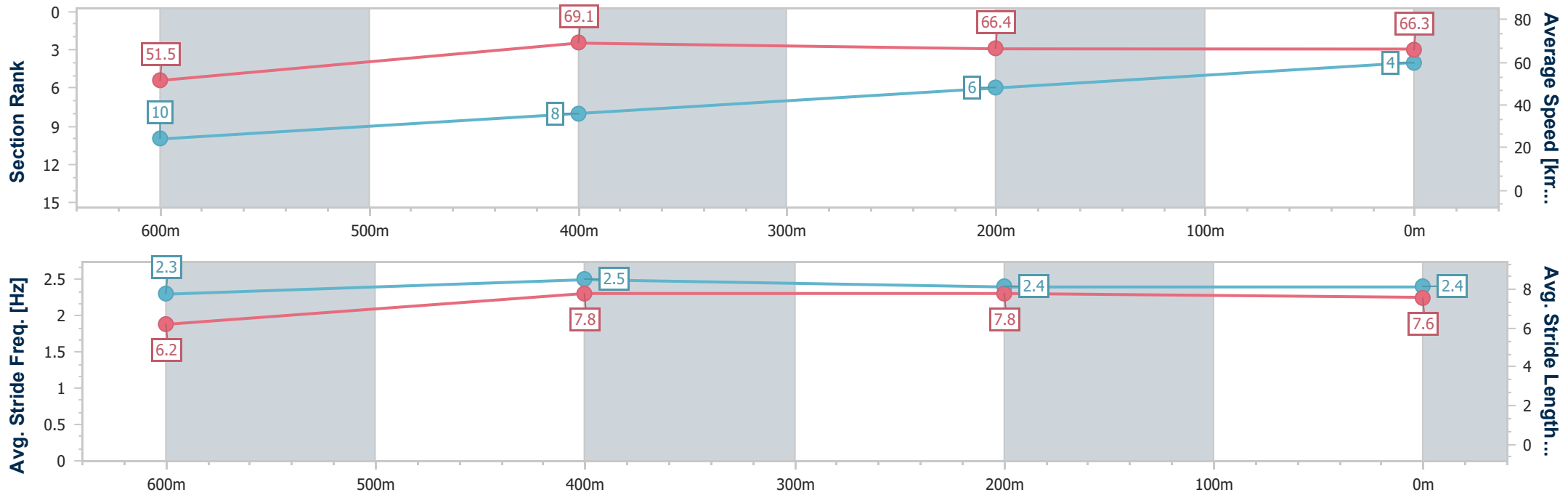
Race 1: QUEENSLAND TAXI BOWLS Maiden Plate - 800m

15 May 2024 - 12:35



Track Rating: Good 4, Weather: Overcast, Rail Position: +4m Entire

Section	Overall	600m	400m	200m
Section Times	0:45.97 [4] (0:14.03)	0:31.94 [10] (0:10.34)	0:21.60 [8] (0:10.74)	0:10.86 [6] (0:10.86)
Average Speed [km/h]	51.5	69.1	66.4	66.3
Top Speed [km/h]	69.2	70.3	67.0	66.7
Avg. Dist. to Rail [m]	2.8	1.9	1.9	0.5
Avg. Stride Freq. [Hz]	2.3	2.5	2.4	2.4
Avg. Stride Length [m]	6.2	7.8	7.8	7.6



- [] Ranking at each section and finish
- .-.- No data available at this section
- NA No data available



Horse/Jockey Name	Tuanaki Creek
Final Rank	5
Fastest Section Time (Section)	0:10.32 (600m)
Top Speed [km/h] (Section)	70.9 (600m)
Race State	Finished



Ipswich QLD Professional

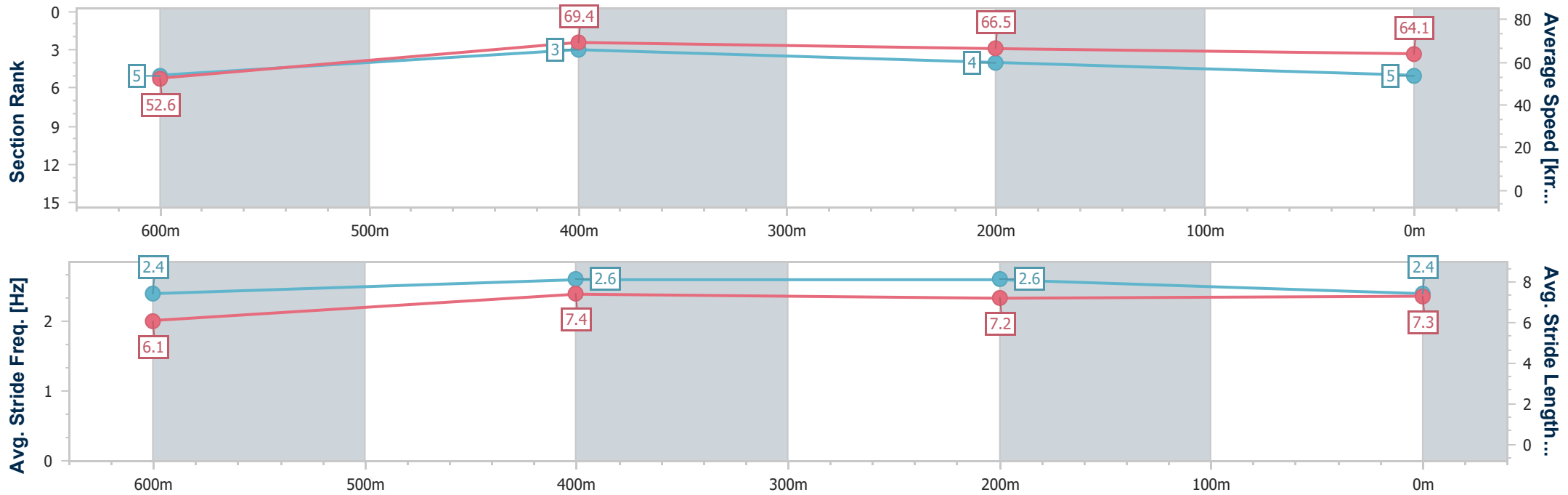
Race 1: QUEENSLAND TAXI BOWLS Maiden Plate - 800m

15 May 2024 - 12:35



Track Rating: Good 4, Weather: Overcast, Rail Position: +4m Entire

Section	Overall	600m	400m	200m
Section Times	0:46.03 [5] (0:13.68)	0:32.35 [5] (0:10.32)	0:22.03 [3] (0:10.74)	0:11.29 [4] (0:11.29)
Average Speed [km/h]	52.6	69.4	66.5	64.1
Top Speed [km/h]	69.1	70.9	67.5	67.5
Avg. Dist. to Rail [m]	3.5	1.5	1.3	1.6
Avg. Stride Freq. [Hz]	2.4	2.6	2.6	2.4
Avg. Stride Length [m]	6.1	7.4	7.2	7.3



- [] Ranking at each section and finish
- .-.- No data available at this section
- NA No data available



Horse/Jockey Name	Starspangle Planet
Final Rank	6
Fastest Section Time (Section)	0:10.45 (600m)
Top Speed [km/h] (Section)	70.0 (600m)
Race State	Finished



Ipswich QLD Professional

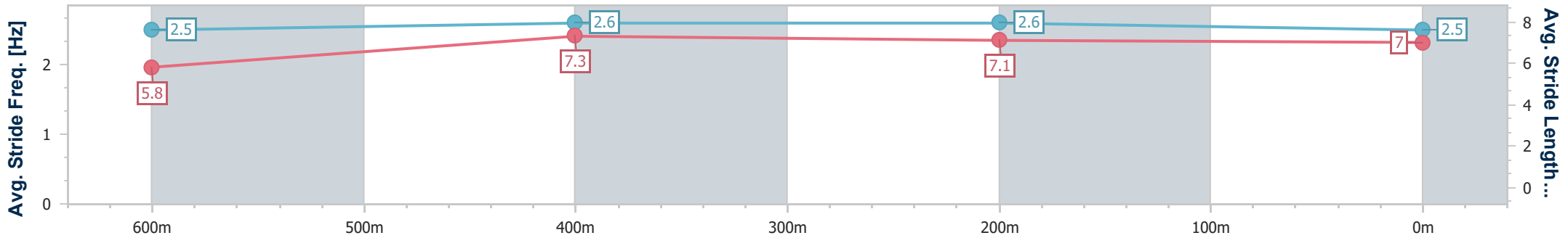
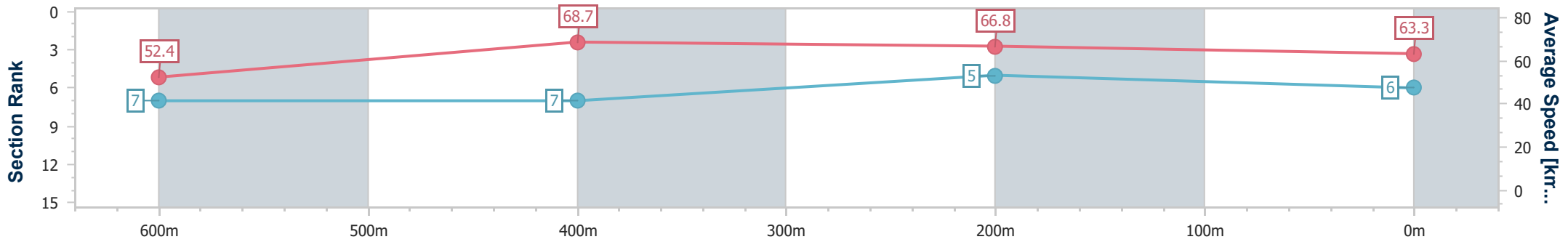
Race 1: QUEENSLAND TAXI BOWLS Maiden Plate - 800m

15 May 2024 - 12:35



Track Rating: Good 4, Weather: Overcast, Rail Position: +4m Entire

Section	Overall	600m	400m	200m
Section Times	0:46.40 [6] (0:13.74)	0:32.66 [7] (0:10.45)	0:22.21 [7] (0:10.82)	0:11.39 [5] (0:11.39)
Average Speed [km/h]	52.4	68.7	66.8	63.3
Top Speed [km/h]	69.5	70.0	67.5	64.9
Avg. Dist. to Rail [m]	4.0	1.2	1.3	2.6
Avg. Stride Freq. [Hz]	2.5	2.6	2.6	2.5
Avg. Stride Length [m]	5.8	7.3	7.1	7.0



- [] Ranking at each section and finish
- .-.- No data available at this section
- NA No data available



Horse/Jockey Name	Star Diamond
Final Rank	7
Fastest Section Time (Section)	0:10.62 (600m)
Top Speed [km/h] (Section)	68.7 (600m)
Race State	Finished



Ipswich QLD Professional

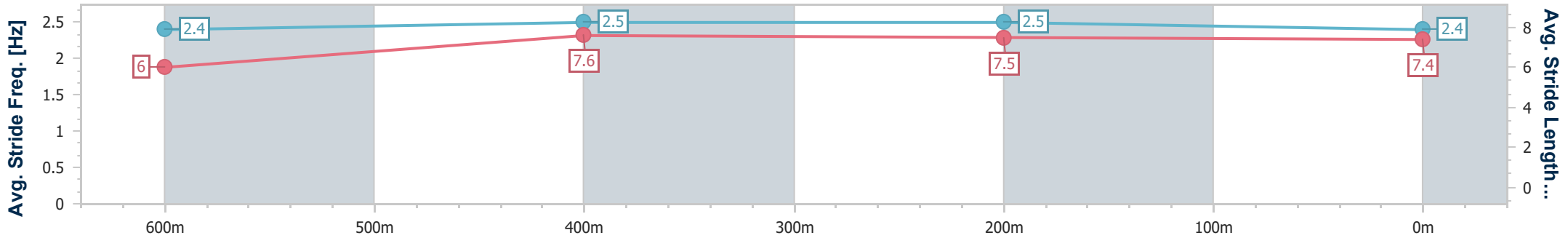
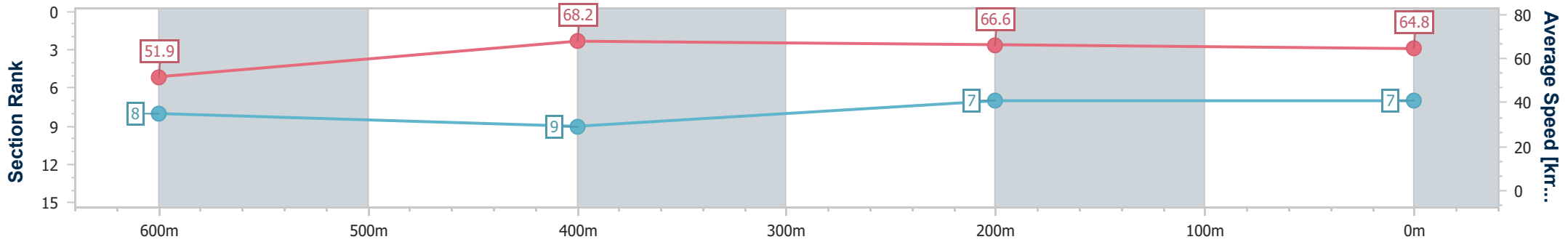
Race 1: QUEENSLAND TAXI BOWLS Maiden Plate - 800m

15 May 2024 - 12:35



Track Rating: Good 4, Weather: Overcast, Rail Position: +4m Entire

Section	Overall	600m	400m	200m
Section Times	0:46.45 [7] (0:13.84)	0:32.61 [8] (0:10.62)	0:21.99 [9] (0:10.83)	0:11.16 [7] (0:11.16)
Average Speed [km/h]	51.9	68.2	66.6	64.8
Top Speed [km/h]	67.8	68.7	67.5	67.5
Avg. Dist. to Rail [m]	3.1	0.9	0.8	3.4
Avg. Stride Freq. [Hz]	2.4	2.5	2.5	2.4
Avg. Stride Length [m]	6.0	7.6	7.5	7.4



- [] Ranking at each section and finish
- .-.- No data available at this section
- NA No data available



Horse/Jockey Name	Anacardium
Final Rank	8
Fastest Section Time (Section)	0:10.59 (600m)
Top Speed [km/h] (Section)	68.7 (600m)
Race State	Finished



Ipswich QLD Professional

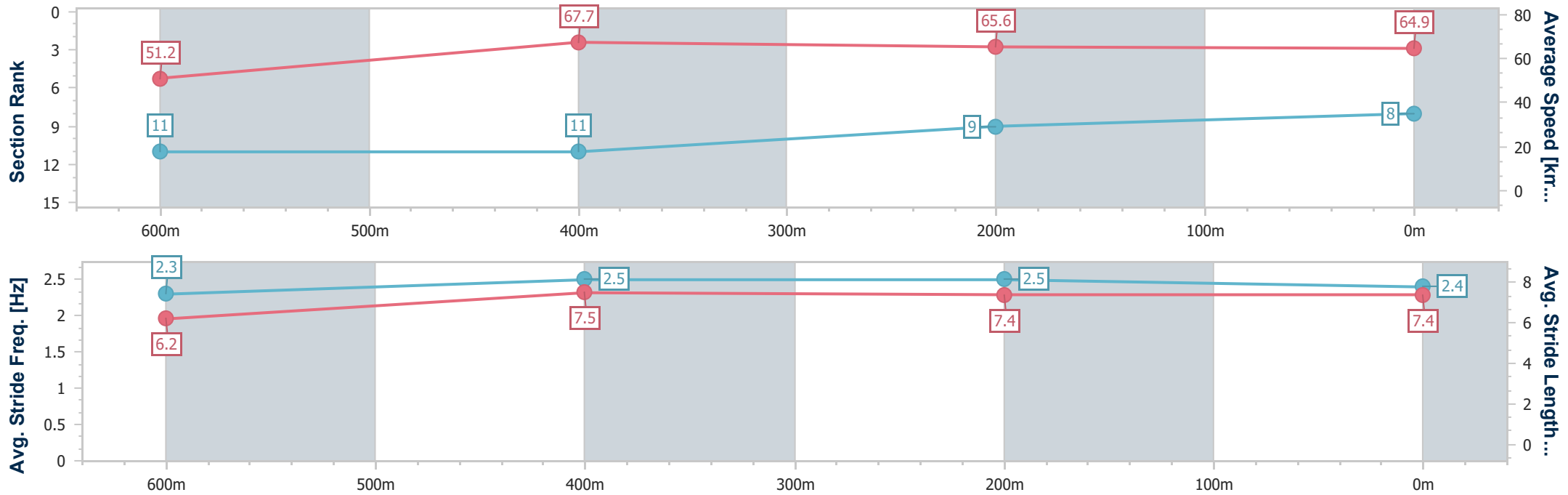
Race 1: QUEENSLAND TAXI BOWLS Maiden Plate - 800m

15 May 2024 - 12:35



Track Rating: Good 4, Weather: Overcast, Rail Position: +4m Entire

Section	Overall	600m	400m	200m
Section Times	0:46.69 [8] (0:14.09)	0:32.60 [11] (0:10.59)	0:22.01 [11] (0:10.86)	0:11.15 [9] (0:11.18)
Average Speed [km/h]	51.2	67.7	65.6	64.9
Top Speed [km/h]	68.6	68.7	67.4	65.2
Avg. Dist. to Rail [m]	7.8	1.2	1.5	0.5
Avg. Stride Freq. [Hz]	2.3	2.5	2.5	2.4
Avg. Stride Length [m]	6.2	7.5	7.4	7.4



- [] Ranking at each section and finish
- .-.- No data available at this section
- NA No data available



Horse/Jockey Name	Zephyrz Zoom
Final Rank	9
Fastest Section Time (Section)	0:10.58 (600m)
Top Speed [km/h] (Section)	69.2 (600m)
Race State	Finished



Ipswich QLD Professional

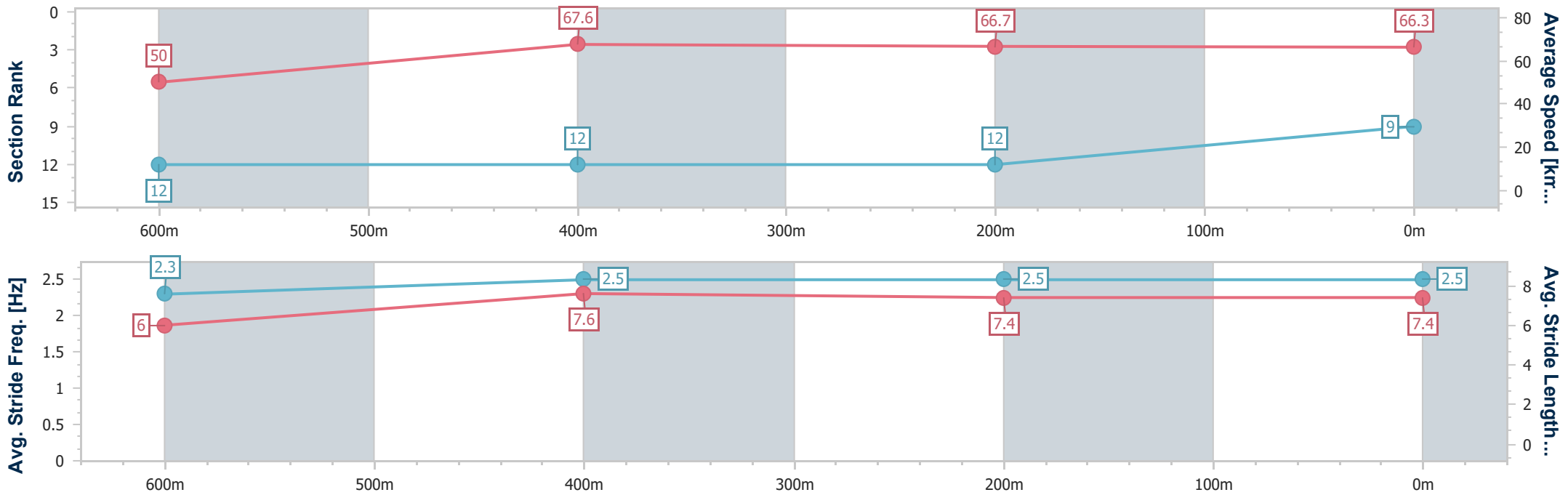
Race 1: QUEENSLAND TAXI BOWLS Maiden Plate - 800m

15 May 2024 - 12:35



Track Rating: Good 4, Weather: Overcast, Rail Position: +4m Entire

Section	Overall	600m	400m	200m
Section Times	0:46.72 [9] (0:14.46)	0:32.26 [12] (0:10.58)	0:21.68 [12] (0:10.73)	0:10.95 [12] (0:10.92)
Average Speed [km/h]	50.0	67.6	66.7	66.3
Top Speed [km/h]	68.9	69.2	67.4	66.9
Avg. Dist. to Rail [m]	9.2	1.5	1.2	1.6
Avg. Stride Freq. [Hz]	2.3	2.5	2.5	2.5
Avg. Stride Length [m]	6.0	7.6	7.4	7.4



- [] Ranking at each section and finish
- .-.- No data available at this section
- NA No data available



Horse/Jockey Name	Has Bean
Final Rank	10
Fastest Section Time (Section)	0:10.62 (600m)
Top Speed [km/h] (Section)	69.3 (600m)
Race State	Finished



Ipswich QLD Professional

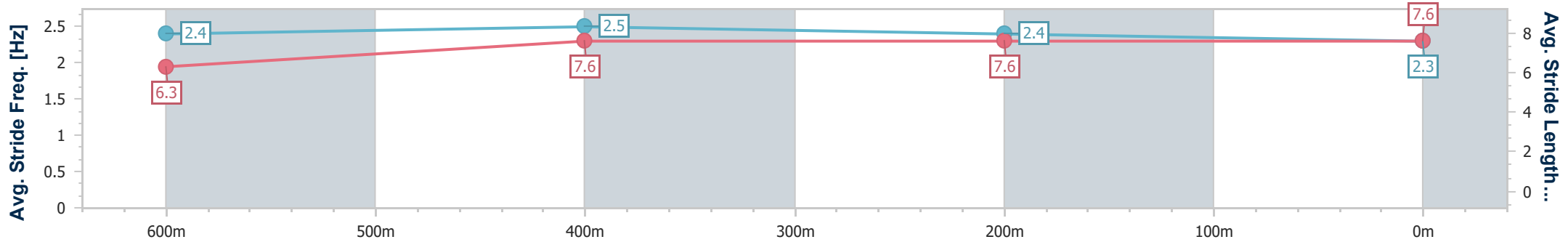
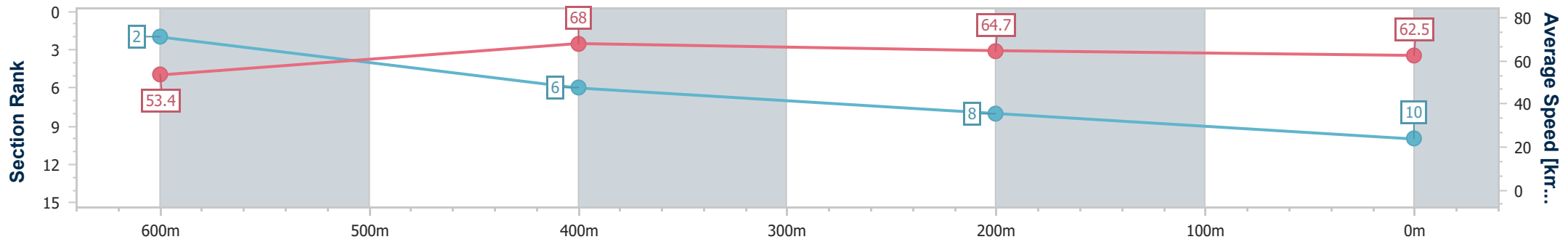
Race 1: QUEENSLAND TAXI BOWLS Maiden Plate - 800m

15 May 2024 - 12:35



Track Rating: Good 4, Weather: Overcast, Rail Position: +4m Entire

Section	Overall	600m	400m	200m
Section Times	0:46.89 [10] (0:13.47)	0:33.42 [2] (0:10.62)	0:22.80 [6] (0:11.24)	0:11.56 [8] (0:11.56)
Average Speed [km/h]	53.4	68.0	64.7	62.5
Top Speed [km/h]	69.2	69.3	66.3	63.5
Avg. Dist. to Rail [m]	6.4	1.8	3.0	5.2
Avg. Stride Freq. [Hz]	2.4	2.5	2.4	2.3
Avg. Stride Length [m]	6.3	7.6	7.6	7.6



- [] Ranking at each section and finish
- .-.- No data available at this section
- NA No data available



Horse/Jockey Name	Shaken Martini
Final Rank	11
Fastest Section Time (Section)	0:10.71 (600m)
Top Speed [km/h] (Section)	69.4 (600m)
Race State	Finished



Ipswich QLD Professional

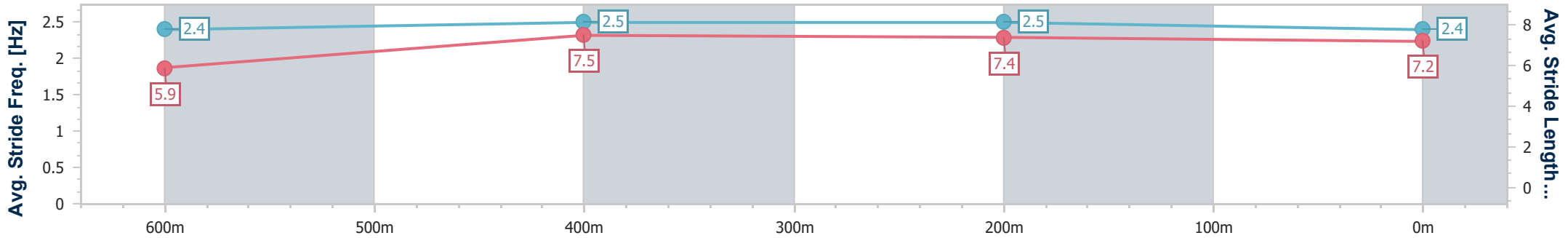
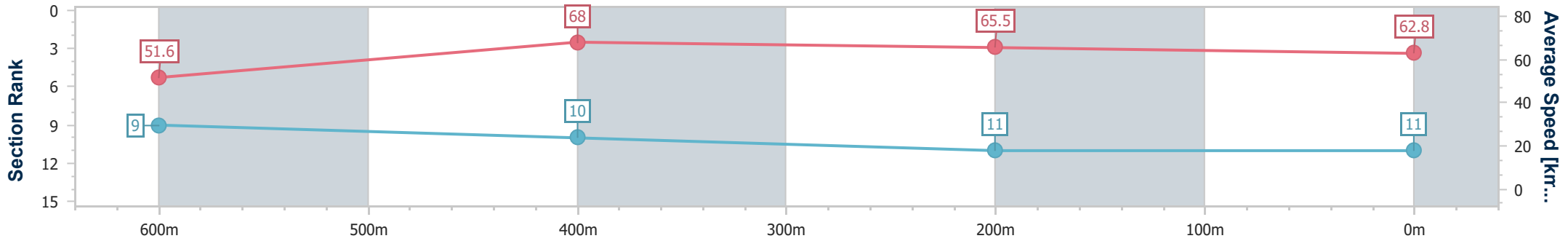
Race 1: QUEENSLAND TAXI BOWLS Maiden Plate - 800m

15 May 2024 - 12:35



Track Rating: Good 4, Weather: Overcast, Rail Position: +4m Entire

Section	Overall	600m	400m	200m
Section Times	0:47.19 [11] (0:13.95)	0:33.24 [9] (0:10.71)	0:22.53 [10] (0:11.05)	0:11.48 [11] (0:11.48)
Average Speed [km/h]	51.6	68.0	65.5	62.8
Top Speed [km/h]	67.7	69.4	65.8	65.3
Avg. Dist. to Rail [m]	10.8	3.2	1.4	2.7
Avg. Stride Freq. [Hz]	2.4	2.5	2.5	2.4
Avg. Stride Length [m]	5.9	7.5	7.4	7.2



- [] Ranking at each section and finish
- .-.- No data available at this section
- NA No data available



Horse/Jockey Name	Destiny Gungho
Final Rank	12
Fastest Section Time (Section)	0:10.58 (600m)
Top Speed [km/h] (Section)	70.1 (600m)
Race State	Finished



Ipswich QLD Professional

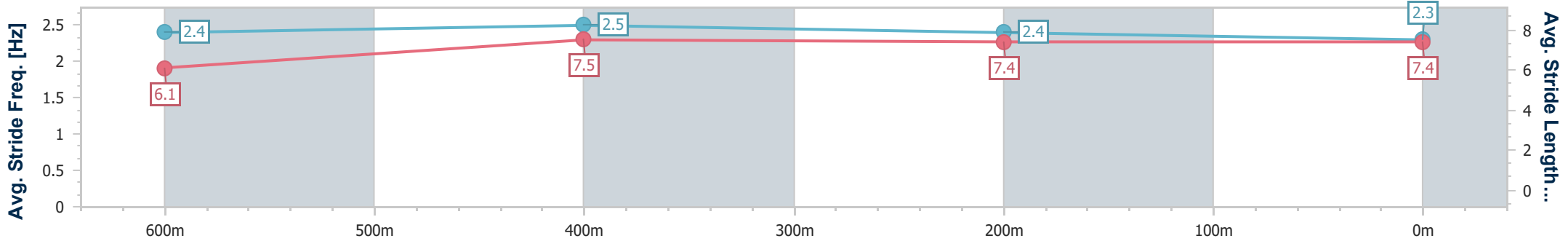
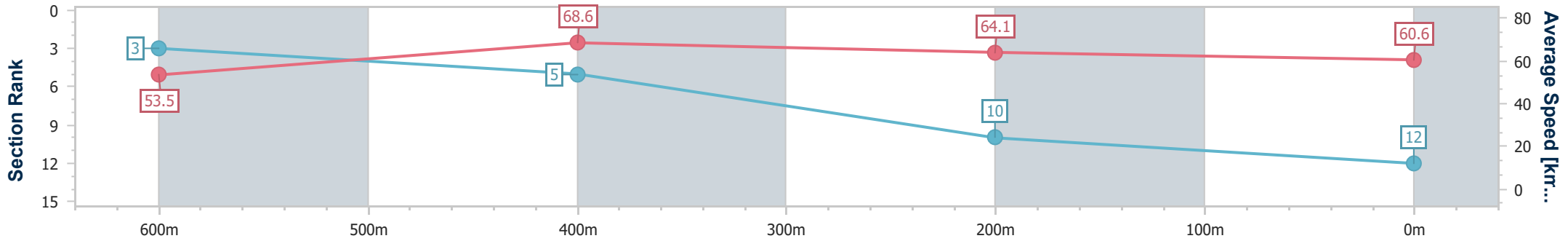
Race 1: QUEENSLAND TAXI BOWLS Maiden Plate - 800m

15 May 2024 - 12:35



Track Rating: Good 4, Weather: Overcast, Rail Position: +4m Entire

Section	Overall	600m	400m	200m
Section Times	0:47.48 [12] (0:13.50)	0:33.98 [3] (0:10.58)	0:23.40 [5] (0:11.46)	0:11.94 [10] (0:11.94)
Average Speed [km/h]	53.5	68.6	64.1	60.6
Top Speed [km/h]	69.6	70.1	66.8	62.7
Avg. Dist. to Rail [m]	8.5	3.7	6.5	7.2
Avg. Stride Freq. [Hz]	2.4	2.5	2.4	2.3
Avg. Stride Length [m]	6.1	7.5	7.4	7.4



- [] Ranking at each section and finish
- .-.- No data available at this section
- NA No data available



Horse/Jockey Name	Ready To Thunder
Final Rank	13
Fastest Section Time (Section)	0:10.72 (600m)
Top Speed [km/h] (Section)	67.6 (600m)
Race State	Finished



Ipswich QLD Professional

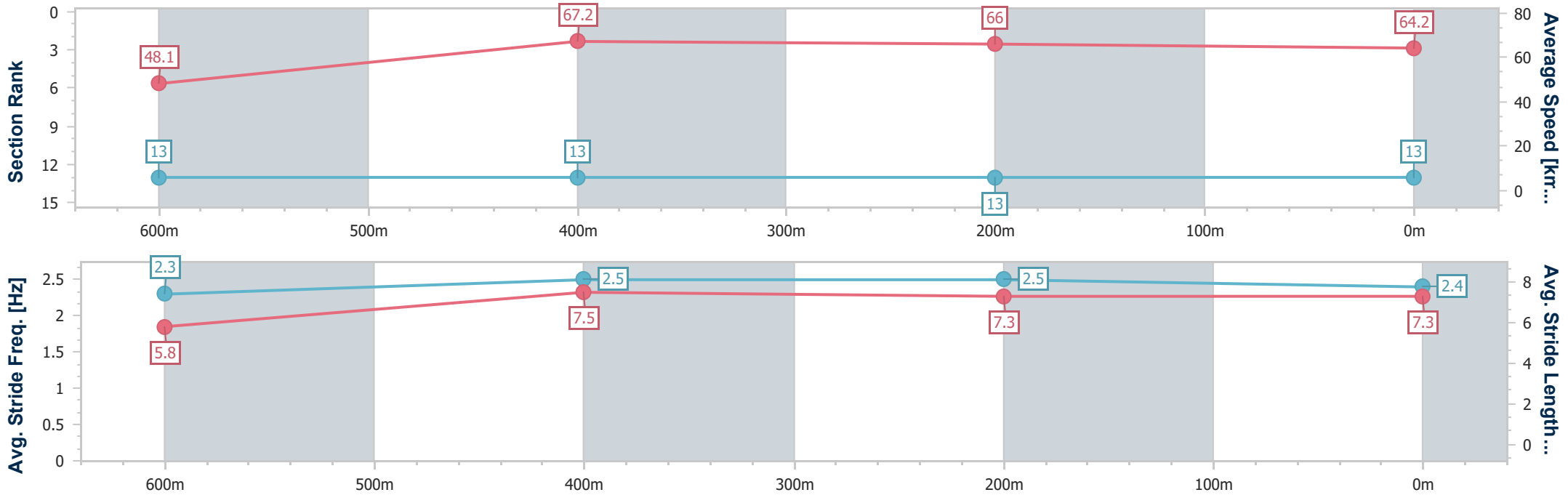
Race 1: QUEENSLAND TAXI BOWLS Maiden Plate - 800m

15 May 2024 - 12:35



Track Rating: Good 4, Weather: Overcast, Rail Position: +4m Entire

Section	Overall	600m	400m	200m
Section Times	0:47.76 [13] (0:14.94)	0:32.82 [13] (0:10.72)	0:22.10 [13] (0:10.82)	0:11.28 [13] (0:11.28)
Average Speed [km/h]	48.1	67.2	66.0	64.2
Top Speed [km/h]	65.3	67.6	67.4	65.6
Avg. Dist. to Rail [m]	8.2	2.0	1.4	0.9
Avg. Stride Freq. [Hz]	2.3	2.5	2.5	2.4
Avg. Stride Length [m]	5.8	7.5	7.3	7.3



- [] Ranking at each section and finish
- .-.- No data available at this section
- NA No data available