

Ipswich QLD Professional

Race 4: INFIELD FESTIVAL FEATURING RESTRICTED QTIS Three-Year-Old BENCHMARK 65 Handicap - 1100m

15 May 2024 - 14:19

Track Rating: Good 4, Weather: Overcast, Rail Position: +4m Entire

Section														
Field Times		Overall	1000m	800m	600m	400m	200m	Last 600m						
		1:04.01 (0:08.36)	0:55.65 (0:10.47)	0:45.18 (0:10.68)	0:34.50 (0:11.13)	0:23.37 (0:11.41)	0:11.96 (0:11.96)	0:34.50						
Rank	TAB	Horse/Jockey	Barrier	Top Speed [km/h]	Fastest Section								Margin	Distance Travelled [m]
1	8	CRYPTOSHARE Justin Huxtable	6	68.7	0:08.44	1:04.01 [1] (0:08.44)	0:55.57 [4] (0:10.59)	0:44.98 [4] (0:10.78)	0:34.20 [5] (0:11.06)	0:23.14 [4] (0:11.42)	0:11.72 [4] (0:11.72)	1:04.01	0:34.20	
2	12	ROSE NOIR Angela Jones	10	70.4	0:08.38	1:04.24 [2] (0:08.38)	0:55.86 [2] (0:10.48)	0:45.38 [2] (0:10.65)	0:34.73 [1] (0:11.25)	0:23.48 [3] (0:11.49)	0:11.99 [3] (0:11.99)	0.08L	0:34.73	+3
3	2	SMART RECOGNITION Cejay Graham	5	68.6	0:08.80	1:04.36 [3] (0:08.80)	0:55.56 [10] (0:11.08)	0:44.48 [10] (0:10.63)	0:33.85 [9] (0:10.98)	0:22.87 [8] (0:11.31)	0:11.56 [9] (0:11.56)	0.12L	0:33.85	-2
4	4	ACTION KING James Orman	9	71.3	0:08.43	1:04.44 [4] (0:08.43)	0:56.01 [3] (0:10.40)	0:45.61 [1] (0:10.69)	0:34.92 [2] (0:11.19)	0:23.73 [2] (0:11.34)	0:12.39 [1] (0:12.39)	0.08L	0:34.92	-3
5	6	ROTHGO Georgina Cartwright	1	67.7	0:08.55	1:04.45 [5] (0:08.55)	0:55.90 [6] (0:10.82)	0:45.08 [6] (0:10.80)	0:34.28 [6] (0:11.00)	0:23.28 [6] (0:11.38)	0:11.90 [6] (0:11.90)	0.01L	0:34.28	-6
6	16	BOOM BOOM BELLA Damien Thornton	12	68.7	0:08.75	1:04.60 [6] (0:08.75)	0:55.85 [9] (0:11.12)	0:44.73 [9] (0:10.75)	0:33.98 [10] (0:10.93)	0:23.05 [9] (0:11.21)	0:11.84 [8] (0:11.84)	0.15L	0:33.98	+1
7	3	SONNY DAZE Michael Cahill	8	70.0	0:08.46	1:04.62 [7] (0:08.46)	0:56.16 [5] (0:10.44)	0:45.72 [3] (0:10.70)	0:35.02 [3] (0:11.04)	0:23.98 [1] (0:11.43)	0:12.55 [2] (0:12.55)	0.02L	0:35.02	-3
8	10	TENGUN READY Robbie Dolan	4	68.0	0:08.36	1:04.67 [8] (0:08.36)	0:56.31 [1] (0:10.73)	0:45.58 [5] (0:10.70)	0:34.88 [4] (0:11.18)	0:23.70 [5] (0:11.58)	0:12.12 [5] (0:12.12)	0.05L	0:34.88	-4
9	13	TRY EVERYTHING Ryan Maloney	2	69.3	0:08.70	1:04.70 [9] (0:08.70)	0:56.00 [7] (0:10.93)	0:45.07 [7] (0:10.74)	0:34.33 [7] (0:10.97)	0:23.36 [7] (0:11.37)	0:11.99 [7] (0:11.99)	0.03L	0:34.33	-1
10	5	MIXED SPICE Samantha Collett	7	68.3	0:08.72	1:05.13 [10] (0:08.72)	0:56.41 [8] (0:10.91)	0:45.50 [8] (0:10.82)	0:34.68 [8] (0:11.14)	0:23.54 [10] (0:11.67)	0:11.87 [10] (0:11.87)	0.43L	0:34.68	+3

Scratched: Beebee Dazzler (#11), Betterletmedance (#7), Five Star Vixen (#15), Risk Assessment (#14), Flag Hall (#1), Encubierto (#9)



Horse/Jockey Name	Cryptoshare
Final Rank	1
Fastest Section Time (Section)	0:08.44 (Overall)
Top Speed [km/h] (Section)	68.7 (1000m)
Race State	Finished



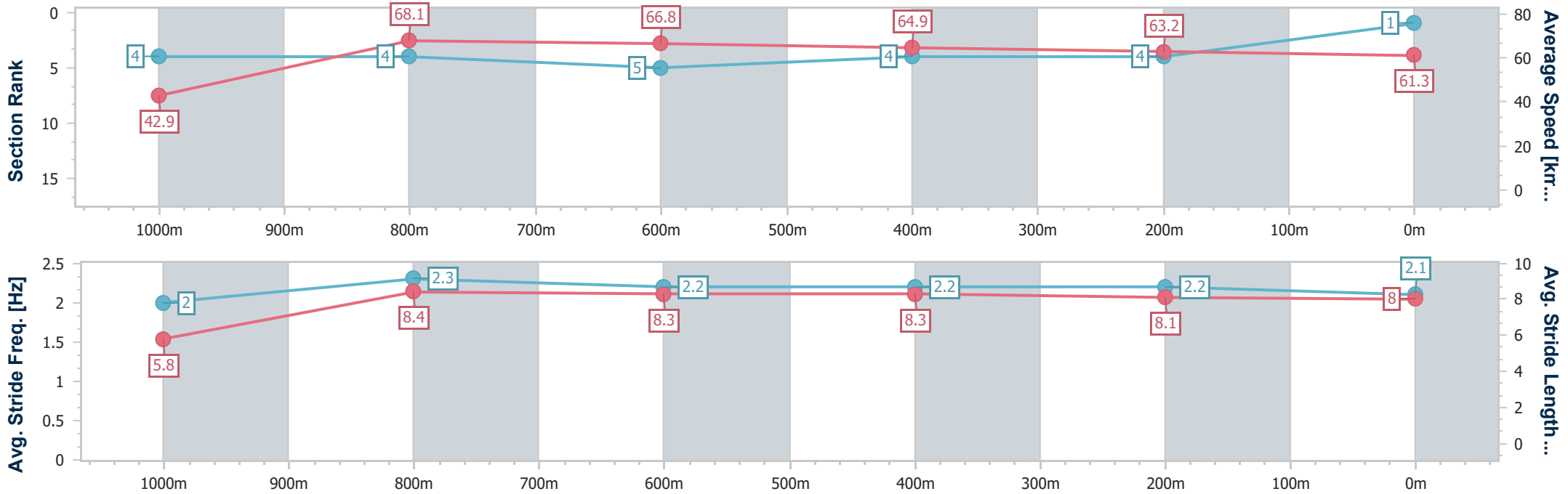
Ipswich QLD Professional
 Race 4: INFIELD FESTIVAL FEATURING RESTRICTED QTIS
 Three-Year-Old BENCHMARK 65 Handicap - 1100m



15 May 2024 - 14:19

Track Rating: Good 4, Weather: Overcast, Rail Position: +4m Entire

Section	Overall	1000m	800m	600m	400m	200m
Section Times	1:04.01 [1] (0:08.44)	0:55.57 [4] (0:10.59)	0:44.98 [4] (0:10.78)	0:34.20 [5] (0:11.06)	0:23.14 [4] (0:11.42)	0:11.72 [4] (0:11.72)
Average Speed [km/h]	42.9	68.1	66.8	64.9	63.2	61.3
Top Speed [km/h]	66.5	68.7	67.7	66.8	64.1	63.8
Avg. Dist. to Rail [m]	5.6	0.9	0.6	0.3	0.7	1.4
Avg. Stride Freq. [Hz]	2.0	2.3	2.2	2.2	2.2	2.1
Avg. Stride Length [m]	5.8	8.4	8.3	8.3	8.1	8.0



- [] Ranking at each section and finish
- .-.- No data available at this section
- NA No data available



Horse/Jockey Name	Rose Noir
Final Rank	2
Fastest Section Time (Section)	0:08.38 (Overall)
Top Speed [km/h] (Section)	70.4 (1000m)
Race State	Finished



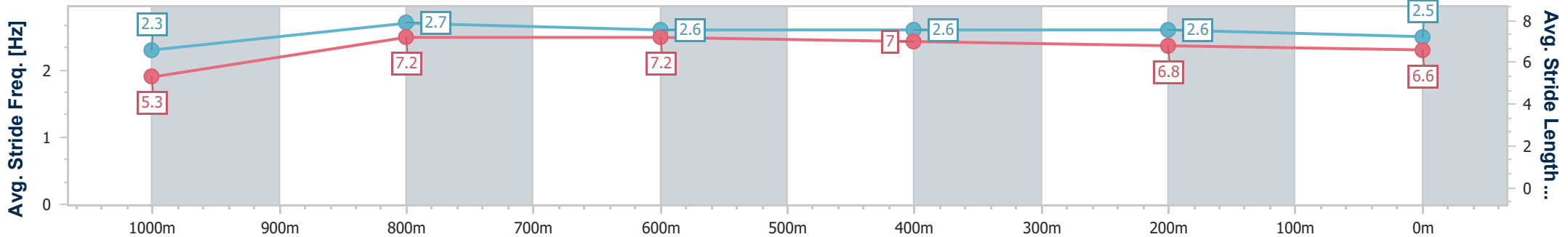
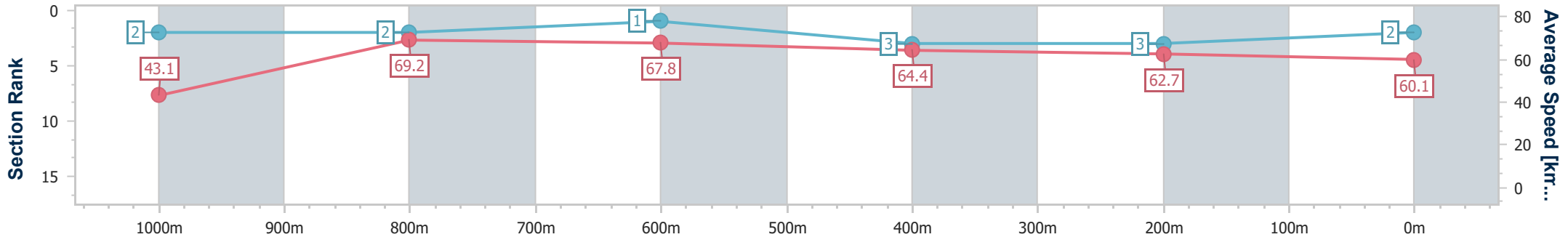
Ipswich QLD Professional
 Race 4: INFIELD FESTIVAL FEATURING RESTRICTED QTIS
 Three-Year-Old BENCHMARK 65 Handicap - 1100m



15 May 2024 - 14:19

Track Rating: Good 4, Weather: Overcast, Rail Position: +4m Entire

Section	Overall	1000m	800m	600m	400m	200m
Section Times	1:04.24 [2] (0:08.38)	0:55.86 [2] (0:10.48)	0:45.38 [2] (0:10.65)	0:34.73 [1] (0:11.25)	0:23.48 [3] (0:11.49)	0:11.99 [3] (0:11.99)
Average Speed [km/h]	43.1	69.2	67.8	64.4	62.7	60.1
Top Speed [km/h]	66.0	70.4	69.4	66.5	63.9	63.1
Avg. Dist. to Rail [m]	10.7	3.9	1.0	0.7	1.2	1.9
Avg. Stride Freq. [Hz]	2.3	2.7	2.6	2.6	2.6	2.5
Avg. Stride Length [m]	5.3	7.2	7.2	7.0	6.8	6.6



- [] Ranking at each section and finish
- .-.- No data available at this section
- NA No data available



Horse/Jockey Name	Smart Recognition
Final Rank	3
Fastest Section Time (Section)	0:08.80 (Overall)
Top Speed [km/h] (Section)	68.6 (800m)
Race State	Finished



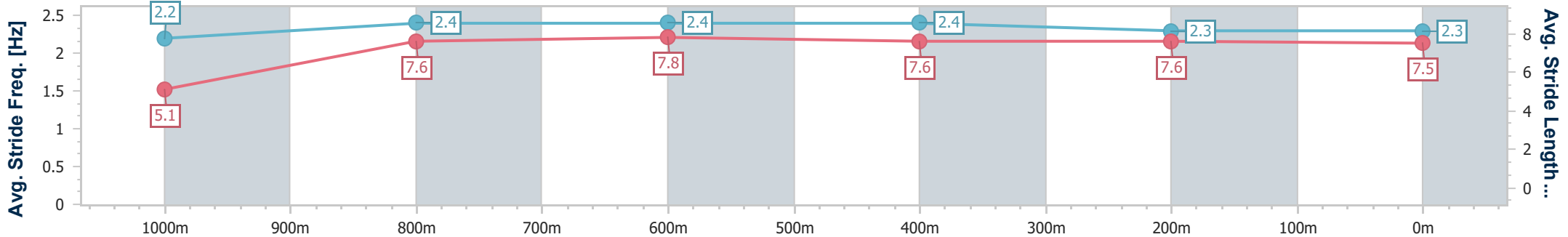
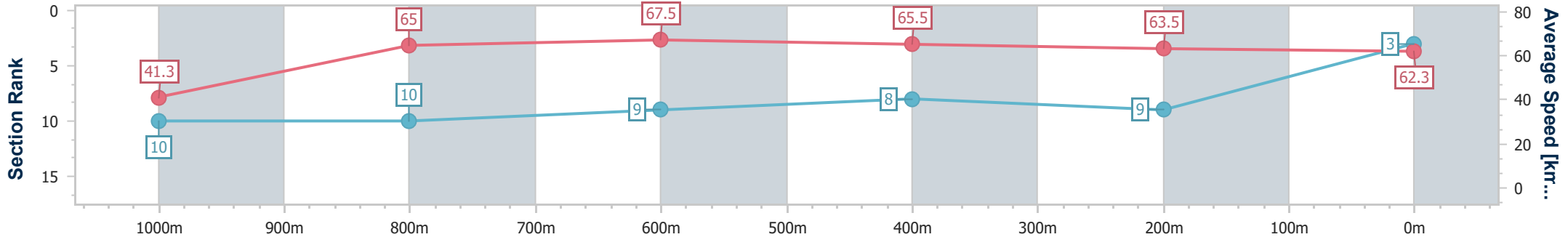
Ipswich QLD Professional
 Race 4: INFIELD FESTIVAL FEATURING RESTRICTED QTIS
 Three-Year-Old BENCHMARK 65 Handicap - 1100m



15 May 2024 - 14:19

Track Rating: Good 4, Weather: Overcast, Rail Position: +4m Entire

Section	Overall	1000m	800m	600m	400m	200m
Section Times	1:04.36 [3] (0:08.80)	0:55.56 [10] (0:11.08)	0:44.48 [10] (0:10.63)	0:33.85 [9] (0:10.98)	0:22.87 [8] (0:11.31)	0:11.56 [9] (0:11.56)
Average Speed [km/h]	41.3	65.0	67.5	65.5	63.5	62.3
Top Speed [km/h]	62.3	66.4	68.6	66.8	64.4	64.2
Avg. Dist. to Rail [m]	4.8	1.1	1.0	0.6	0.7	1.8
Avg. Stride Freq. [Hz]	2.2	2.4	2.4	2.4	2.3	2.3
Avg. Stride Length [m]	5.1	7.6	7.8	7.6	7.6	7.5



- [] Ranking at each section and finish
- .-.- No data available at this section
- NA No data available



Horse/Jockey Name	Action King
Final Rank	4
Fastest Section Time (Section)	0:08.43 (Overall)
Top Speed [km/h] (Section)	71.3 (1000m)
Race State	Finished



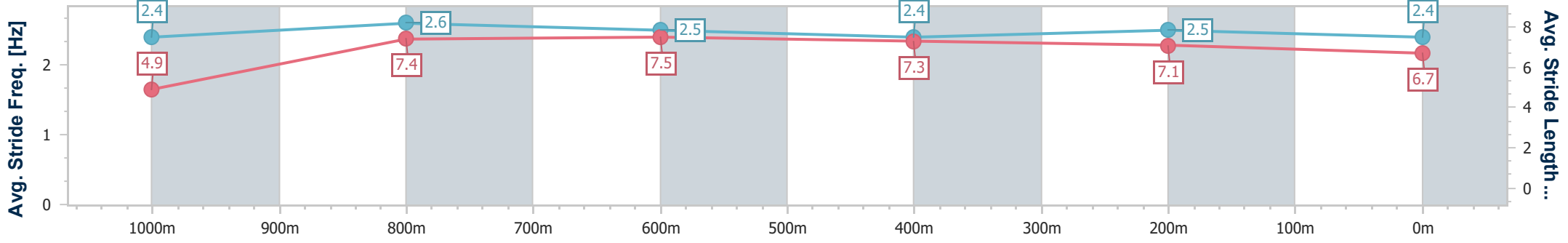
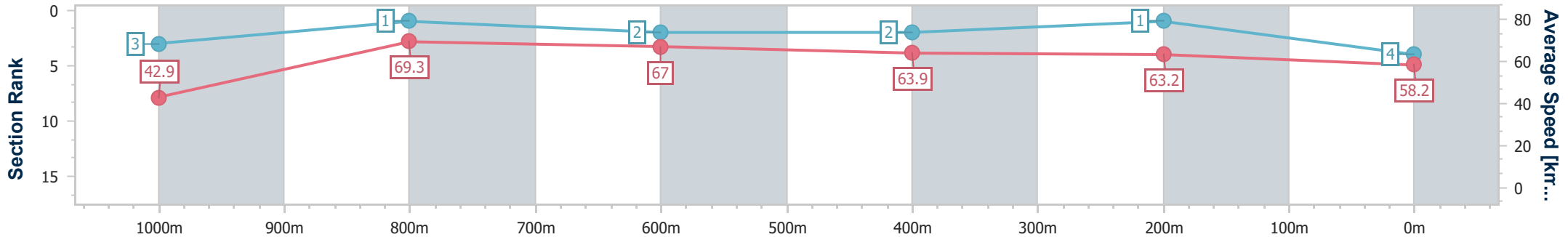
Ipswich QLD Professional
 Race 4: INFIELD FESTIVAL FEATURING RESTRICTED QTIS
 Three-Year-Old BENCHMARK 65 Handicap - 1100m



15 May 2024 - 14:19

Track Rating: Good 4, Weather: Overcast, Rail Position: +4m Entire

Section	Overall	1000m	800m	600m	400m	200m
Section Times	1:04.44 [4] (0:08.43)	0:56.01 [3] (0:10.40)	0:45.61 [1] (0:10.69)	0:34.92 [2] (0:11.19)	0:23.73 [2] (0:11.34)	0:12.39 [1] (0:12.39)
Average Speed [km/h]	42.9	69.3	67.0	63.9	63.2	58.2
Top Speed [km/h]	70.4	71.3	68.9	65.6	63.7	63.1
Avg. Dist. to Rail [m]	9.8	2.6	1.2	1.7	0.9	0.6
Avg. Stride Freq. [Hz]	2.4	2.6	2.5	2.4	2.5	2.4
Avg. Stride Length [m]	4.9	7.4	7.5	7.3	7.1	6.7



- [] Ranking at each section and finish
- .-.- No data available at this section
- NA No data available



Horse/Jockey Name	Rothgo
Final Rank	5
Fastest Section Time (Section)	0:08.55 (Overall)
Top Speed [km/h] (Section)	67.7 (1000m)
Race State	Finished



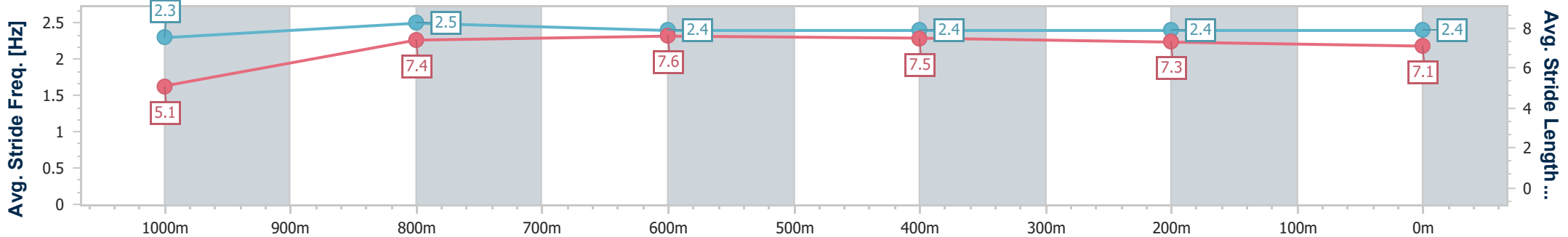
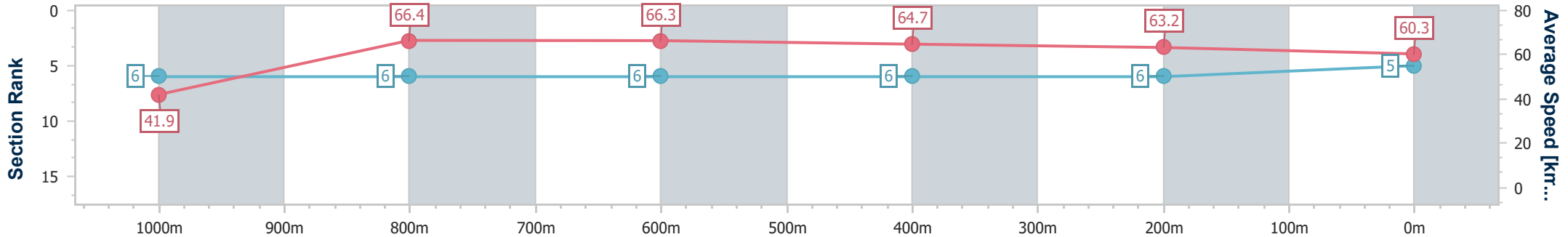
Ipswich QLD Professional
 Race 4: INFIELD FESTIVAL FEATURING RESTRICTED QTIS
 Three-Year-Old BENCHMARK 65 Handicap - 1100m



15 May 2024 - 14:19

Track Rating: Good 4, Weather: Overcast, Rail Position: +4m Entire

Section	Overall	1000m	800m	600m	400m	200m
Section Times	1:04.45 [5] (0:08.55)	0:55.90 [6] (0:10.82)	0:45.08 [6] (0:10.80)	0:34.28 [6] (0:11.00)	0:23.28 [6] (0:11.38)	0:11.90 [6] (0:11.90)
Average Speed [km/h]	41.9	66.4	66.3	64.7	63.2	60.3
Top Speed [km/h]	63.7	67.7	67.0	66.6	64.0	63.8
Avg. Dist. to Rail [m]	2.0	0.7	2.0	2.4	1.1	3.1
Avg. Stride Freq. [Hz]	2.3	2.5	2.4	2.4	2.4	2.4
Avg. Stride Length [m]	5.1	7.4	7.6	7.5	7.3	7.1



- [] Ranking at each section and finish
- .-.- No data available at this section
- NA No data available



Horse/Jockey Name	Boom Boom Bella
Final Rank	6
Fastest Section Time (Section)	0:08.75 (Overall)
Top Speed [km/h] (Section)	68.7 (800m)
Race State	Finished



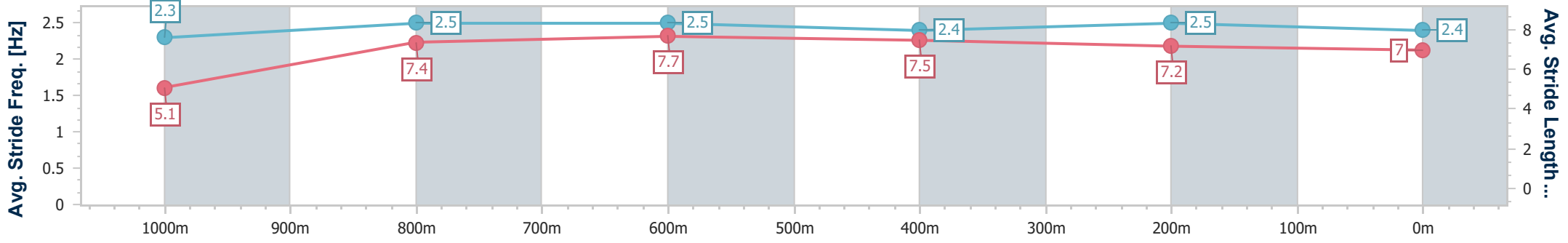
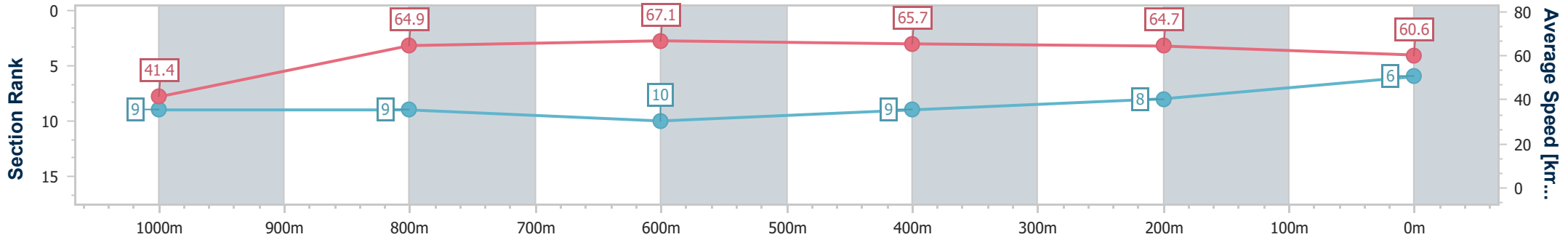
Ipswich QLD Professional
 Race 4: INFIELD FESTIVAL FEATURING RESTRICTED QTIS
 Three-Year-Old BENCHMARK 65 Handicap - 1100m



15 May 2024 - 14:19

Track Rating: Good 4, Weather: Overcast, Rail Position: +4m Entire

Section	Overall	1000m	800m	600m	400m	200m
Section Times	1:04.60 [6] (0:08.75)	0:55.85 [9] (0:11.12)	0:44.73 [9] (0:10.75)	0:33.98 [10] (0:10.93)	0:23.05 [9] (0:11.21)	0:11.84 [8] (0:11.84)
Average Speed [km/h]	41.4	64.9	67.1	65.7	64.7	60.6
Top Speed [km/h]	61.5	67.0	68.7	67.0	66.2	63.8
Avg. Dist. to Rail [m]	11.6	2.7	0.5	0.2	1.5	3.7
Avg. Stride Freq. [Hz]	2.3	2.5	2.5	2.4	2.5	2.4
Avg. Stride Length [m]	5.1	7.4	7.7	7.5	7.2	7.0



- [] Ranking at each section and finish
- .-.- No data available at this section
- NA No data available



Horse/Jockey Name	Sonny Daze
Final Rank	7
Fastest Section Time (Section)	0:08.46 (Overall)
Top Speed [km/h] (Section)	70.0 (1000m)
Race State	Finished



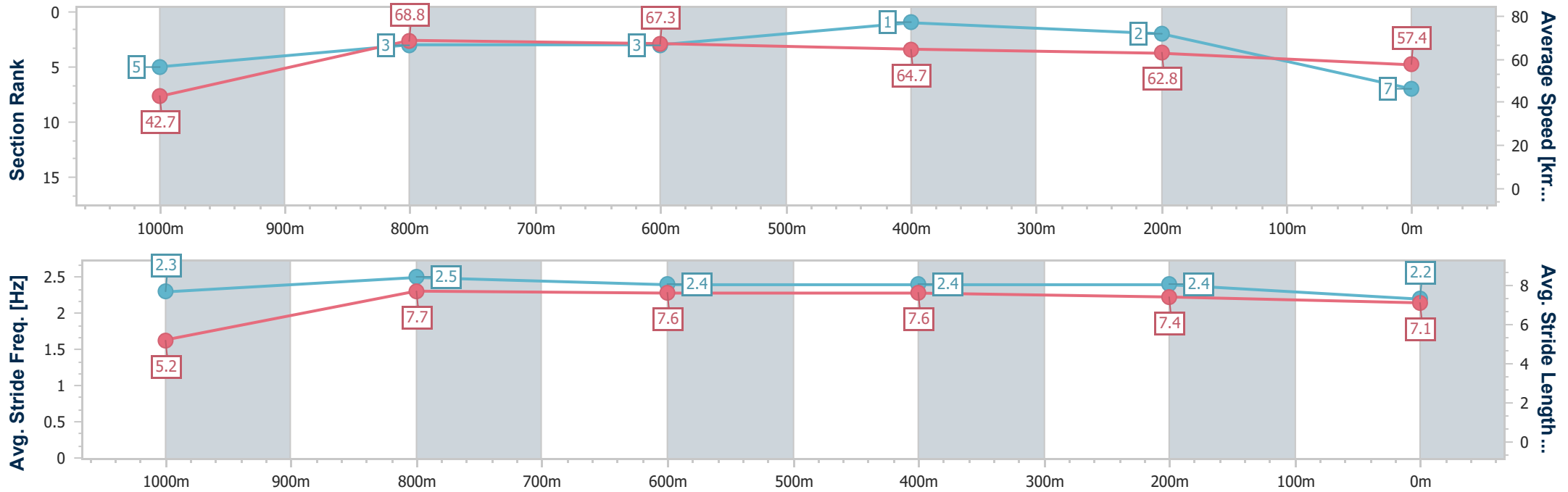
Ipswich QLD Professional
 Race 4: INFIELD FESTIVAL FEATURING RESTRICTED QTIS
 Three-Year-Old BENCHMARK 65 Handicap - 1100m



15 May 2024 - 14:19

Track Rating: Good 4, Weather: Overcast, Rail Position: +4m Entire

Section	Overall	1000m	800m	600m	400m	200m
Section Times	1:04.62 [7] (0:08.46)	0:56.16 [5] (0:10.44)	0:45.72 [3] (0:10.70)	0:35.02 [3] (0:11.04)	0:23.98 [1] (0:11.43)	0:12.55 [2] (0:12.55)
Average Speed [km/h]	42.7	68.8	67.3	64.7	62.8	57.4
Top Speed [km/h]	67.3	70.0	68.2	66.5	63.6	61.8
Avg. Dist. to Rail [m]	7.5	1.0	0.8	1.4	0.8	0.3
Avg. Stride Freq. [Hz]	2.3	2.5	2.4	2.4	2.4	2.2
Avg. Stride Length [m]	5.2	7.7	7.6	7.6	7.4	7.1



- [] Ranking at each section and finish
- .-.- No data available at this section
- NA No data available



Horse/Jockey Name	Tengun Ready
Final Rank	8
Fastest Section Time (Section)	0:08.36 (Overall)
Top Speed [km/h] (Section)	68.0 (1000m)
Race State	Finished



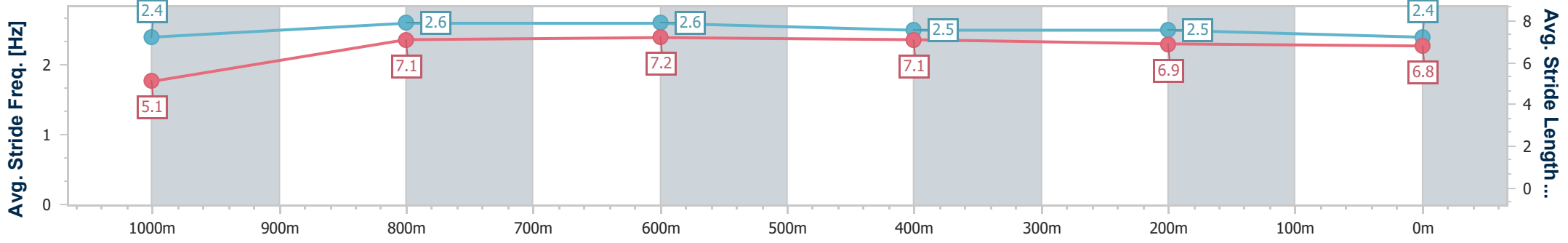
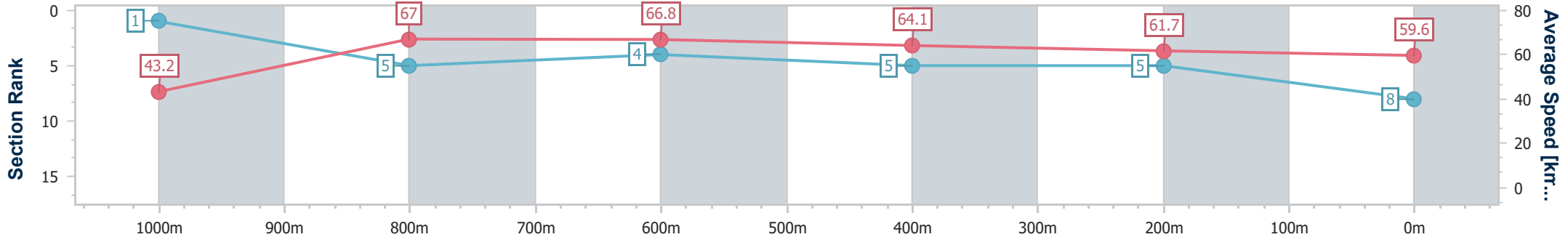
Ipswich QLD Professional
 Race 4: INFIELD FESTIVAL FEATURING RESTRICTED QTIS
 Three-Year-Old BENCHMARK 65 Handicap - 1100m



15 May 2024 - 14:19

Track Rating: Good 4, Weather: Overcast, Rail Position: +4m Entire

Section	Overall	1000m	800m	600m	400m	200m
Section Times	1:04.67 [8] (0:08.36)	0:56.31 [1] (0:10.73)	0:45.58 [5] (0:10.70)	0:34.88 [4] (0:11.18)	0:23.70 [5] (0:11.58)	0:12.12 [5] (0:12.12)
Average Speed [km/h]	43.2	67.0	66.8	64.1	61.7	59.6
Top Speed [km/h]	65.9	68.0	67.6	67.0	62.8	61.5
Avg. Dist. to Rail [m]	4.5	0.8	1.3	1.3	1.2	1.0
Avg. Stride Freq. [Hz]	2.4	2.6	2.6	2.5	2.5	2.4
Avg. Stride Length [m]	5.1	7.1	7.2	7.1	6.9	6.8



- [] Ranking at each section and finish
- .-.- No data available at this section
- NA No data available



Horse/Jockey Name	Try Everything
Final Rank	9
Fastest Section Time (Section)	0:08.70 (Overall)
Top Speed [km/h] (Section)	69.3 (800m)
Race State	Finished



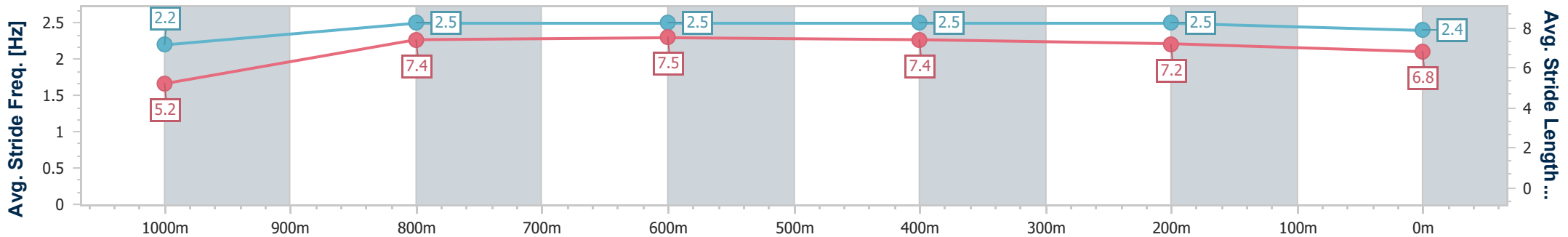
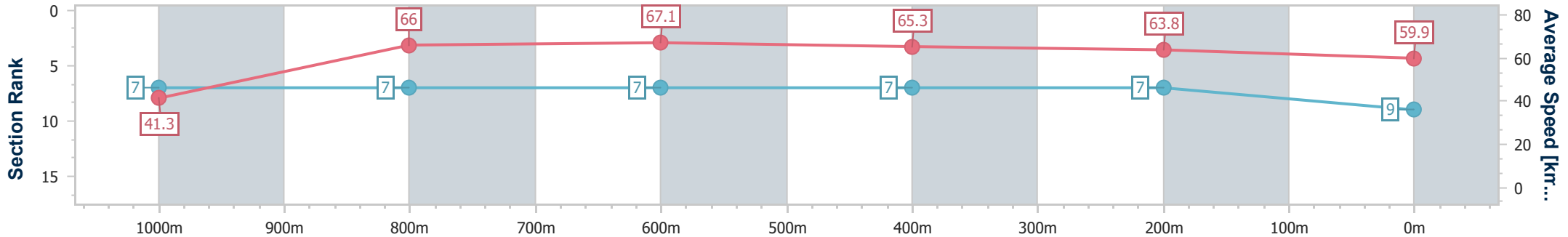
Ipswich QLD Professional
 Race 4: INFIELD FESTIVAL FEATURING RESTRICTED QTIS
 Three-Year-Old BENCHMARK 65 Handicap - 1100m



15 May 2024 - 14:19

Track Rating: Good 4, Weather: Overcast, Rail Position: +4m Entire

Section	Overall	1000m	800m	600m	400m	200m
Section Times	1:04.70 [9] (0:08.70)	0:56.00 [7] (0:10.93)	0:45.07 [7] (0:10.74)	0:34.33 [7] (0:10.97)	0:23.36 [7] (0:11.37)	0:11.99 [7] (0:11.99)
Average Speed [km/h]	41.3	66.0	67.1	65.3	63.8	59.9
Top Speed [km/h]	63.0	69.1	69.3	67.1	64.2	63.8
Avg. Dist. to Rail [m]	3.2	0.9	0.5	0.8	2.0	3.6
Avg. Stride Freq. [Hz]	2.2	2.5	2.5	2.5	2.5	2.4
Avg. Stride Length [m]	5.2	7.4	7.5	7.4	7.2	6.8



- [] Ranking at each section and finish
- .-.- No data available at this section
- NA No data available



Horse/Jockey Name	Mixed Spice
Final Rank	10
Fastest Section Time (Section)	0:08.72 (Overall)
Top Speed [km/h] (Section)	68.3 (800m)
Race State	Finished



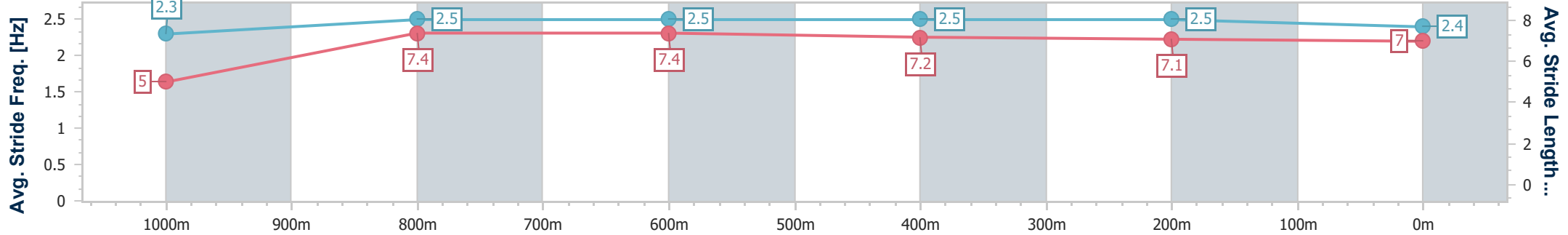
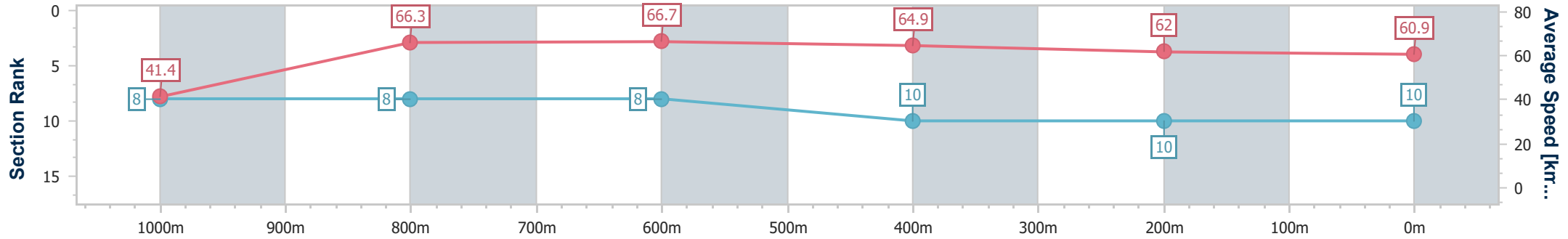
Ipswich QLD Professional
 Race 4: INFIELD FESTIVAL FEATURING RESTRICTED QTIS
 Three-Year-Old BENCHMARK 65 Handicap - 1100m



15 May 2024 - 14:19

Track Rating: Good 4, Weather: Overcast, Rail Position: +4m Entire

Section	Overall	1000m	800m	600m	400m	200m
Section Times	1:05.13 [10] (0:08.72)	0:56.41 [8] (0:10.91)	0:45.50 [8] (0:10.82)	0:34.68 [8] (0:11.14)	0:23.54 [10] (0:11.67)	0:11.87 [10] (0:11.87)
Average Speed [km/h]	41.4	66.3	66.7	64.9	62.0	60.9
Top Speed [km/h]	62.7	67.6	68.3	66.4	63.9	62.1
Avg. Dist. to Rail [m]	6.3	1.4	0.7	1.1	2.8	5.5
Avg. Stride Freq. [Hz]	2.3	2.5	2.5	2.5	2.5	2.4
Avg. Stride Length [m]	5.0	7.4	7.4	7.2	7.1	7.0



- [] Ranking at each section and finish
- .-.- No data available at this section
- NA No data available