

Track Rating: Soft 5, Weather: Light Rain, Rail Position: +5m Entire

Section												Last 600m					
Field Times												0:34.37					
		Overall	800m	600m	400m	200m											
		0:58.55 (0:13.16)	0:45.39 (0:11.02)	0:34.37 (0:11.40)	0:22.97 (0:11.21)	0:11.76 (0:11.76)											
Rank	TAB	Horse/Jockey	Barrier	Top Speed [km/h]	Fastest Section											Margin	Distance Travelled [m]
1	13	RUINART Matthew Powell	1	66.8 800m	0:10.90 800m	0:58.55 [1] (0:13.92)	0:44.63 [12] (0:10.90)	0:33.73 [10] (0:11.28)	0:22.45 [8] (0:10.97)	0:11.48 [3] (0:11.48)	0:58.55	0:33.73					
2	14	SPOOKY SPECTRE Wendy Peel	12	69.2 Overall	0:11.02 800m	0:58.69 [2] (0:13.16)	0:45.53 [1] (0:11.02)	0:34.51 [1] (0:11.40)	0:23.11 [1] (0:11.21)	0:11.90 [1] (0:11.90)	0.14L	0:34.51	+2				
3	2	FLYING ZAMBONI Dale Smith	15	68.2 800m	0:11.02 800m	0:58.72 [3] (0:13.48)	0:45.24 [4] (0:11.02)	0:34.22 [4] (0:11.27)	0:22.95 [3] (0:11.08)	0:11.87 [2] (0:11.87)	0.17L	0:34.22	+5				
4	12	NORTHULDRA Micheal Hellyer	9	68.0 800m	0:10.97 800m	0:58.92 [4] (0:13.85)	0:45.07 [13] (0:10.97)	0:34.10 [13] (0:11.33)	0:22.77 [12] (0:10.98)	0:11.79 [8] (0:11.79)	0.36L	0:34.10	+7				
6	8	PRONTO VINCENTO Morgan Butler	2	67.8 Overall	0:11.08 800m	0:59.60 [6] (0:13.58)	0:46.02 [9] (0:11.08)	0:34.94 [6] (0:11.29)	0:23.65 [5] (0:11.29)	0:12.36 [6] (0:12.36)	1.05L	0:34.94	-1				
7	7	JOHNNY DEEP Luke Tarrant	4	68.7 800m	0:10.87 800m	0:59.63 [7] (0:13.50)	0:46.13 [7] (0:10.87)	0:35.26 [3] (0:11.25)	0:24.01 [2] (0:11.44)	0:12.57 [4] (0:12.57)	1.08L	0:35.26	-3				
8	3	LAST ROYAL Nathan Thomas	8	68.5 800m	0:10.81 800m	0:59.68 [8] (0:14.10)	0:45.58 [14] (0:10.81)	0:34.77 [12] (0:11.42)	0:23.35 [11] (0:11.17)	0:12.18 [10] (0:12.18)	1.13L	0:34.77	+2				
9	5	MY DOG DIESEL Tiffani Brooker	5	70.6 800m	0:11.15 800m	0:59.71 [9] (0:13.43)	0:46.28 [3] (0:11.15)	0:35.13 [5] (0:11.43)	0:23.70 [6] (0:11.27)	0:12.43 [5] (0:12.43)	1.16L	0:35.13	+5				
10	15	LICENCED AND READY Madeleine Wishart	6	67.0 800m	0:11.22 600m	0:59.83 [10] (0:13.47)	0:46.36 [5] (0:11.27)	0:35.09 [8] (0:11.22)	0:23.87 [7] (0:11.34)	0:12.53 [9] (0:12.53)	1.28L	0:35.09	+0				
11	9	BIRDIE BELLE Ryan Wiggins	3	68.7 800m	0:11.02 800m	0:59.84 [11] (0:13.81)	0:46.03 [10] (0:11.02)	0:35.01 [9] (0:11.44)	0:23.57 [10] (0:11.29)	0:12.28 [11] (0:12.28)	1.29L	0:35.01	+4				

Scratched: Apophis (#1), Mont Royal (#4), Yankee Blossom (#16)

Report Created: Tue 1 November 2022 14:51 GMT+ (Note: Timing is based on position data)

Page 1/16

[] Ranking at each section and finish
 -:-:- No data available at this section
 NA No data available
 SCN Saddle cloth number
 DNF Did not finish
 DNT Did not track

data processed by  **TRIPLESDATA**

Section	Overall	800m	600m	400m	200m	Last 600m
Field Times	0:58.55 (0:13.16)	0:45.39 (0:11.02)	0:34.37 (0:11.40)	0:22.97 (0:11.21)	0:11.76 (0:11.76)	0:34.37

[] Ranking at each section and finish
 -:-:- No data available at this section
 NA No data available

SCN Saddle cloth number
 DNF Did not finish
 DNT Did not track



Sunshine Coast QLD Professional
Race 2: VALE MICK MAIR Maiden Plate - 1000m
01 November 2022 - 12:39



Track Rating: Soft 5, Weather: Light Rain, Rail Position: +5m Entire

Section		Overall	800m	600m	400m	200m	Last 600m					
Field Times		0:58.55 (0:13.16)	0:45.39 (0:11.02)	0:34.37 (0:11.40)	0:22.97 (0:11.21)	0:11.76 (0:11.76)	0:34.37					
Rank	TAB Horse/Jockey	Barrier	Top Speed [km/h]	Fastest Section	Margin					Distance Travelled [m]		
12	11 LEISURE GAMES Minonette Kennedy	14	67.4 600m	0:11.18 800m	1:00.31 [12] (0:13.54)	0:46.77 [8] (0:11.18)	0:35.59 [7] (0:11.32)	0:24.27 [9] (0:11.50)	0:12.77 [12] (0:12.77)	1.75L	0:35.59	+11
13	6 BIG ROCAS Craig Robertson	7	66.8 800m	0:11.05 800m	1:00.84 [13] (0:13.87)	0:46.97 [11] (0:11.05)	0:35.92 [14] (0:11.70)	0:24.22 [14] (0:11.49)	0:12.73 [13] (0:12.73)	2.29L	0:35.92	+4
10	KILLER REFLECTION Melea Castle	10	68.0 Overall	0:11.28 800m	1:01.72 [14] (0:13.51)	0:48.21 [6] (0:11.28)	0:36.93 [11] (0:11.80)	0:25.13 [13] (0:11.96)	0:13.17 [14] (0:13.17)	3.17L	0:36.93	+5

Scratched: Apophis (#1), Mont Royal (#4), Yankee Blossom (#16)

[] Ranking at each section and finish
 -:-:-:- No data available at this section
 NA No data available

SCN Saddle cloth number
 DNF Did not finish
 DNT Did not track



Horse/Jockey Name	Ruinart
Final Rank	1
Fastest Section Time (Section)	0:10.90 (800m)
Top Speed [km/h] (Section)	66.8 (800m)
Race State	Finished



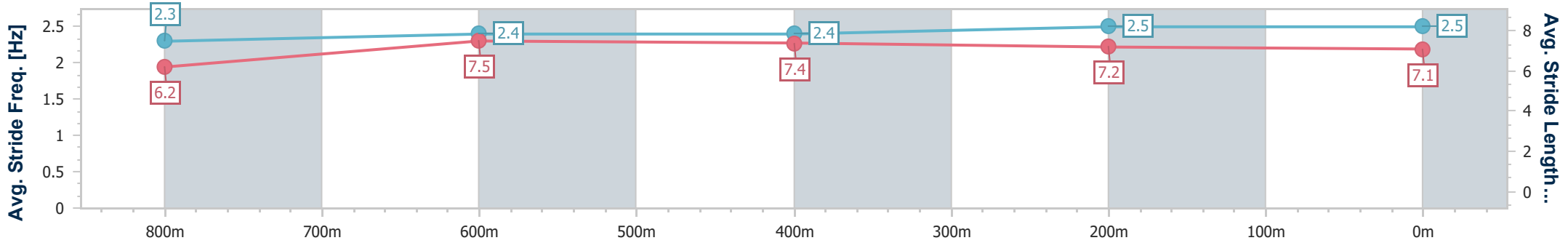
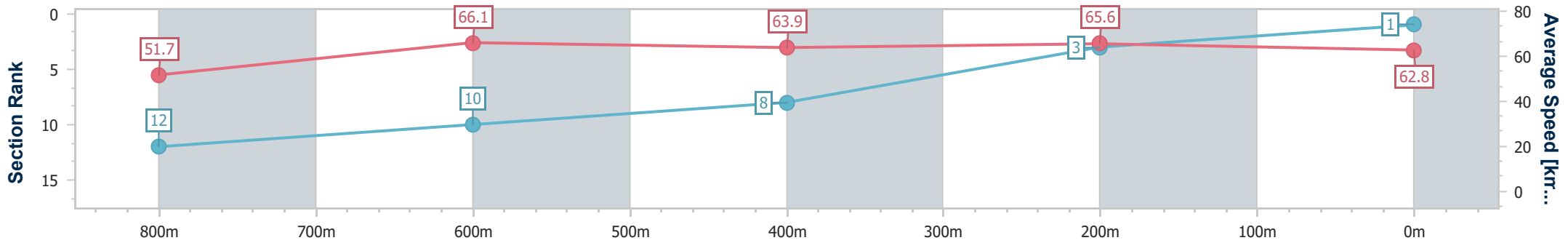
Sunshine Coast QLD Professional
Race 2: VALE MICK MAIR Maiden Plate - 1000m



01 November 2022 - 12:39

Track Rating: Soft 5, Weather: Light Rain, Rail Position: +5m Entire

Section	Overall	800m	600m	400m	200m
Section Times	0:58.55 [1] (0:13.92)	0:44.63 [12] (0:10.90)	0:33.73 [10] (0:11.28)	0:22.45 [8] (0:10.97)	0:11.48 [3] (0:11.48)
Average Speed [km/h]	51.7	66.1	63.9	65.6	62.8
Top Speed [km/h]	66.7	66.8	65.2	66.8	65.0
Avg. Dist. to Rail [m]	2.9	1.2	0.2	0.9	3.5
Avg. Stride Freq. [Hz]	2.3	2.4	2.4	2.5	2.5
Avg. Stride Length [m]	6.2	7.5	7.4	7.2	7.1



- [] Ranking at each section and finish
- .-.-.- No data available at this section
- NA No data available



Horse/Jockey Name	Spooky Spectre
Final Rank	2
Fastest Section Time (Section)	0:11.02 (800m)
Top Speed [km/h] (Section)	69.2 (Overall)
Race State	Finished



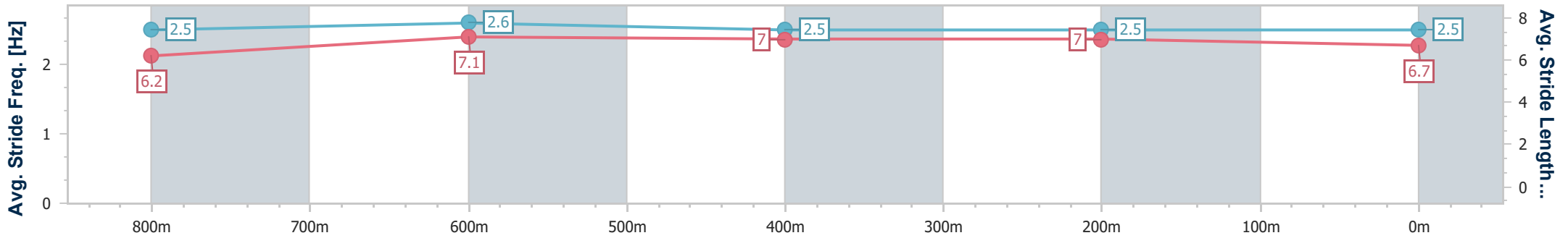
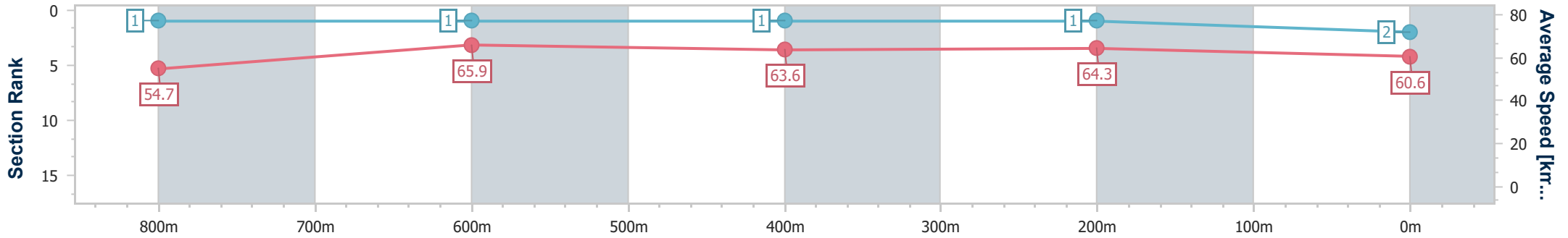
Sunshine Coast QLD Professional
Race 2: VALE MICK MAIR Maiden Plate - 1000m



01 November 2022 - 12:39

Track Rating: Soft 5, Weather: Light Rain, Rail Position: +5m Entire

Section	Overall	800m	600m	400m	200m
Section Times	0:58.69 [2] (0:13.16)	0:45.53 [1] (0:11.02)	0:34.51 [1] (0:11.40)	0:23.11 [1] (0:11.21)	0:11.90 [1] (0:11.90)
Average Speed [km/h]	54.7	65.9	63.6	64.3	60.6
Top Speed [km/h]	69.2	69.1	64.9	65.3	62.5
Avg. Dist. to Rail [m]	8.8	2.3	1.3	3.4	5.5
Avg. Stride Freq. [Hz]	2.5	2.6	2.5	2.5	2.5
Avg. Stride Length [m]	6.2	7.1	7.0	7.0	6.7



- [] Ranking at each section and finish
- .-.- No data available at this section
- NA No data available



Horse/Jockey Name	Flying Zamboni
Final Rank	3
Fastest Section Time (Section)	0:11.02 (800m)
Top Speed [km/h] (Section)	68.2 (800m)
Race State	Finished



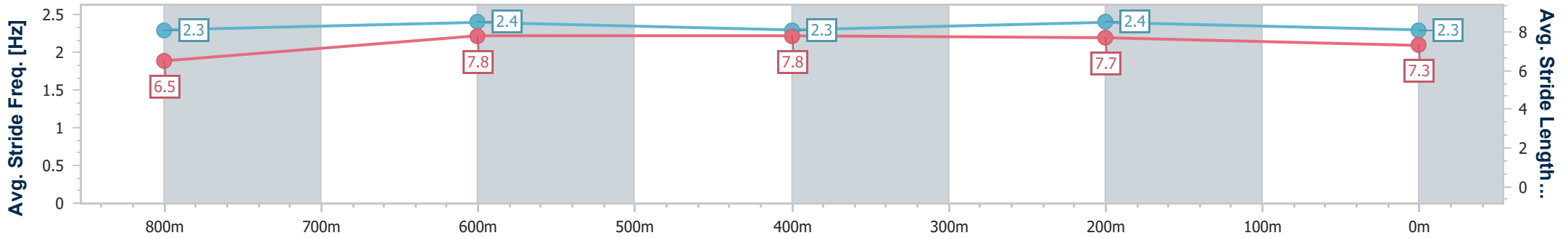
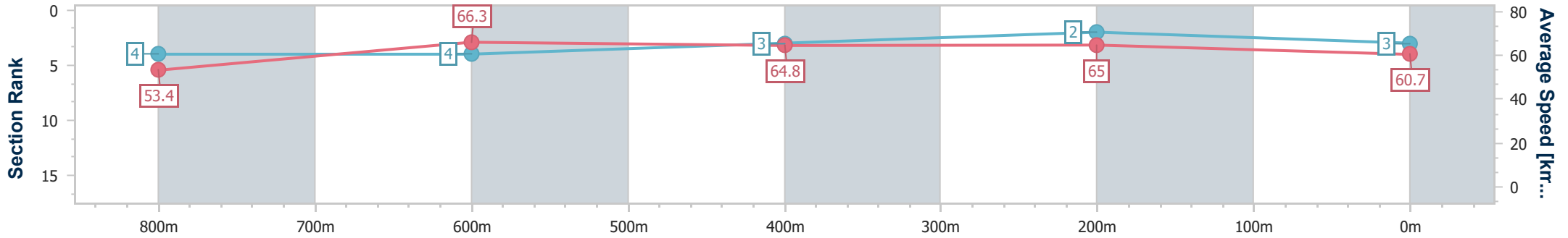
Sunshine Coast QLD Professional
Race 2: VALE MICK MAIR Maiden Plate - 1000m



01 November 2022 - 12:39

Track Rating: Soft 5, Weather: Light Rain, Rail Position: +5m Entire

Section	Overall	800m	600m	400m	200m
Section Times	0:58.72 [3] (0:13.48)	0:45.24 [4] (0:11.02)	0:34.22 [4] (0:11.27)	0:22.95 [3] (0:11.08)	0:11.87 [2] (0:11.87)
Average Speed [km/h]	53.4	66.3	64.8	65.0	60.7
Top Speed [km/h]	68.2	68.2	65.5	65.9	64.0
Avg. Dist. to Rail [m]	11.6	3.9	2.6	8.1	9.4
Avg. Stride Freq. [Hz]	2.3	2.4	2.3	2.4	2.3
Avg. Stride Length [m]	6.5	7.8	7.8	7.7	7.3



- [] Ranking at each section and finish
- .-.- No data available at this section
- NA No data available



Horse/Jockey Name	Northuldra
Final Rank	4
Fastest Section Time (Section)	0:10.97 (800m)
Top Speed [km/h] (Section)	68.0 (800m)
Race State	Finished



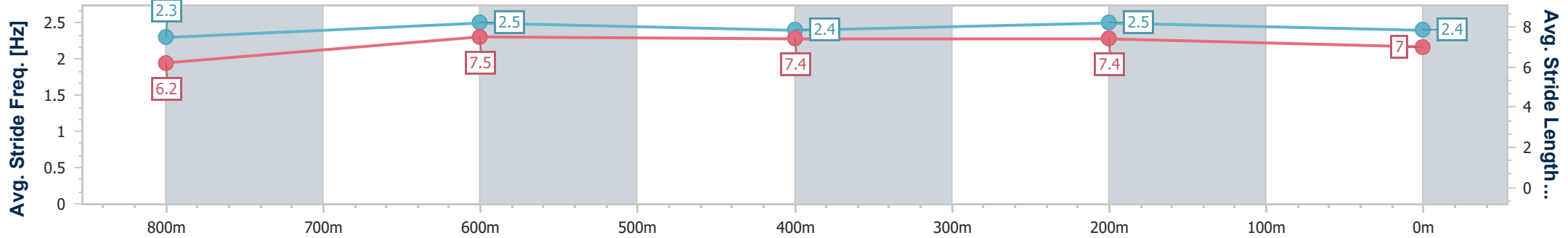
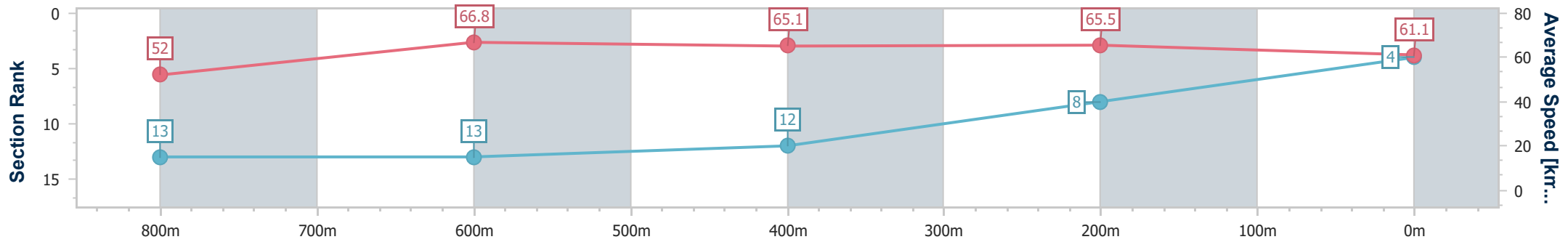
Sunshine Coast QLD Professional
Race 2: VALE MICK MAIR Maiden Plate - 1000m



01 November 2022 - 12:39

Track Rating: Soft 5, Weather: Light Rain, Rail Position: +5m Entire

Section	Overall	800m	600m	400m	200m
Section Times	0:58.92 [4] (0:13.85)	0:45.07 [13] (0:10.97)	0:34.10 [13] (0:11.33)	0:22.77 [12] (0:10.98)	0:11.79 [8] (0:11.79)
Average Speed [km/h]	52.0	66.8	65.1	65.5	61.1
Top Speed [km/h]	67.1	68.0	66.6	66.8	64.1
Avg. Dist. to Rail [m]	9.3	4.8	4.0	8.1	10.9
Avg. Stride Freq. [Hz]	2.3	2.5	2.4	2.5	2.4
Avg. Stride Length [m]	6.2	7.5	7.4	7.4	7.0



- [] Ranking at each section and finish
- .-.- No data available at this section
- NA No data available



Horse/Jockey Name	Pronto Vincenzo
Final Rank	6
Fastest Section Time (Section)	0:11.08 (800m)
Top Speed [km/h] (Section)	67.8 (Overall)
Race State	Finished



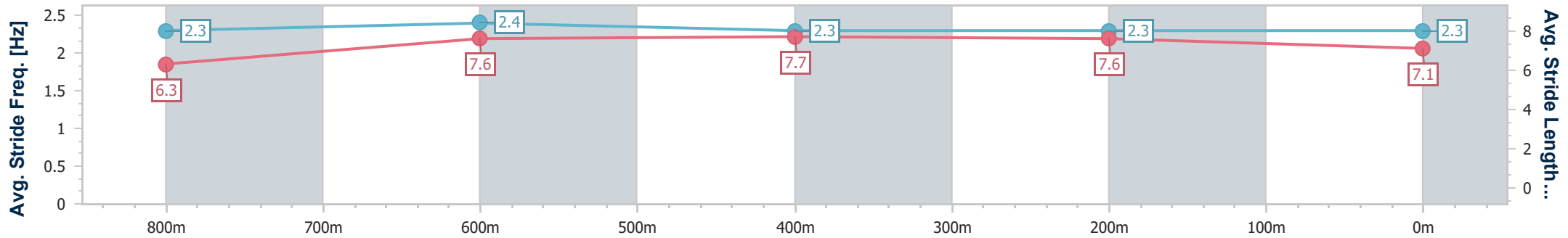
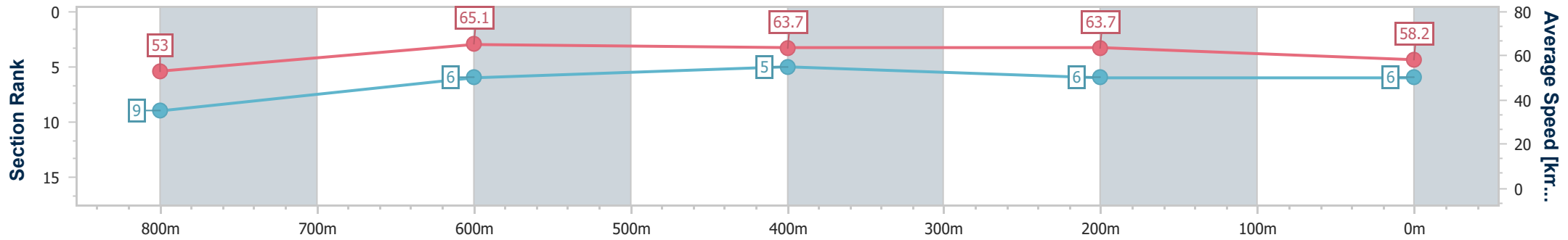
Sunshine Coast QLD Professional
Race 2: VALE MICK MAIR Maiden Plate - 1000m



01 November 2022 - 12:39

Track Rating: Soft 5, Weather: Light Rain, Rail Position: +5m Entire

Section	Overall	800m	600m	400m	200m
Section Times	0:59.60 [6] (0:13.58)	0:46.02 [9] (0:11.08)	0:34.94 [6] (0:11.29)	0:23.65 [5] (0:11.29)	0:12.36 [6] (0:12.36)
Average Speed [km/h]	53.0	65.1	63.7	63.7	58.2
Top Speed [km/h]	67.8	67.3	64.6	65.4	61.8
Avg. Dist. to Rail [m]	2.8	0.6	0.1	1.9	3.1
Avg. Stride Freq. [Hz]	2.3	2.4	2.3	2.3	2.3
Avg. Stride Length [m]	6.3	7.6	7.7	7.6	7.1



- [] Ranking at each section and finish
- .-.- No data available at this section
- NA No data available



Horse/Jockey Name	Johnny Deep
Final Rank	7
Fastest Section Time (Section)	0:10.87 (800m)
Top Speed [km/h] (Section)	68.7 (800m)
Race State	Finished



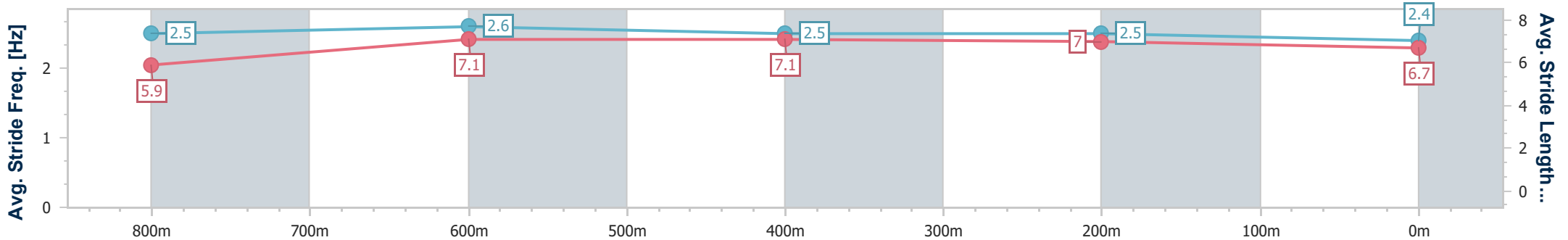
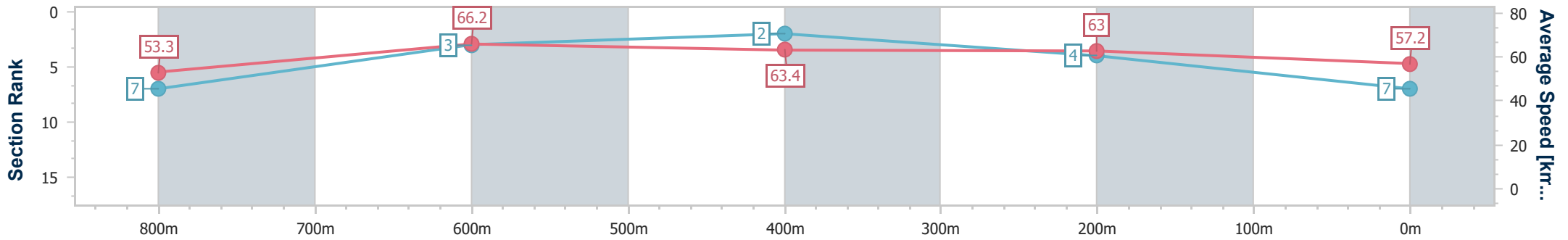
Sunshine Coast QLD Professional
 Race 2: VALE MICK MAIR Maiden Plate - 1000m



01 November 2022 - 12:39

Track Rating: Soft 5, Weather: Light Rain, Rail Position: +5m Entire

Section	Overall	800m	600m	400m	200m
Section Times	0:59.63 [7] (0:13.50)	0:46.13 [7] (0:10.87)	0:35.26 [3] (0:11.25)	0:24.01 [2] (0:11.44)	0:12.57 [4] (0:12.57)
Average Speed [km/h]	53.3	66.2	63.4	63.0	57.2
Top Speed [km/h]	68.6	68.7	64.1	64.4	59.9
Avg. Dist. to Rail [m]	4.3	0.9	1.7	1.8	3.4
Avg. Stride Freq. [Hz]	2.5	2.6	2.5	2.5	2.4
Avg. Stride Length [m]	5.9	7.1	7.1	7.0	6.7



- [] Ranking at each section and finish
- .-.- No data available at this section
- NA No data available



Horse/Jockey Name	Last Royal
Final Rank	8
Fastest Section Time (Section)	0:10.81 (800m)
Top Speed [km/h] (Section)	68.5 (800m)
Race State	Finished



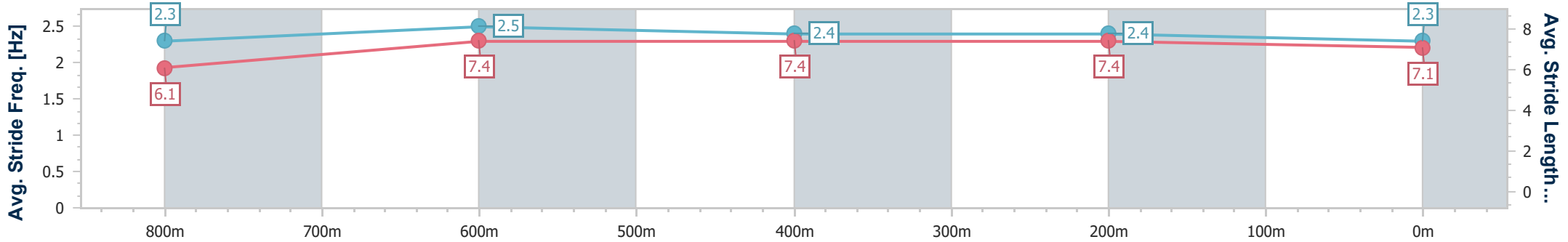
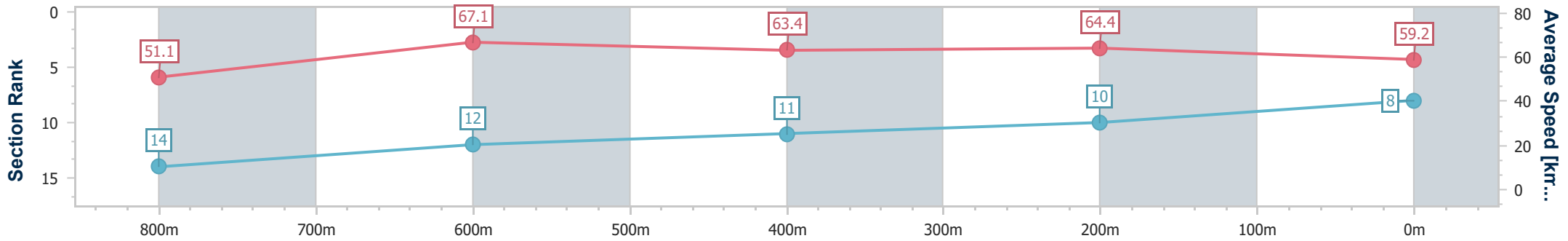
Sunshine Coast QLD Professional
Race 2: VALE MICK MAIR Maiden Plate - 1000m



01 November 2022 - 12:39

Track Rating: Soft 5, Weather: Light Rain, Rail Position: +5m Entire

Section	Overall	800m	600m	400m	200m
Section Times	0:59.68 [8] (0:14.10)	0:45.58 [14] (0:10.81)	0:34.77 [12] (0:11.42)	0:23.35 [11] (0:11.17)	0:12.18 [10] (0:12.18)
Average Speed [km/h]	51.1	67.1	63.4	64.4	59.2
Top Speed [km/h]	67.6	68.5	64.4	65.2	63.3
Avg. Dist. to Rail [m]	6.4	2.5	0.8	3.2	4.9
Avg. Stride Freq. [Hz]	2.3	2.5	2.4	2.4	2.3
Avg. Stride Length [m]	6.1	7.4	7.4	7.4	7.1



- [] Ranking at each section and finish
- .-.- No data available at this section
- NA No data available



Horse/Jockey Name	My Dog Diesel
Final Rank	9
Fastest Section Time (Section)	0:11.15 (800m)
Top Speed [km/h] (Section)	70.6 (800m)
Race State	Finished



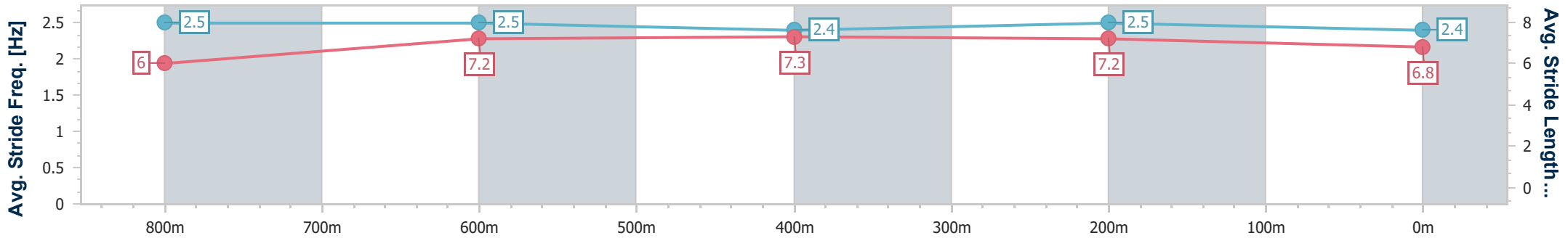
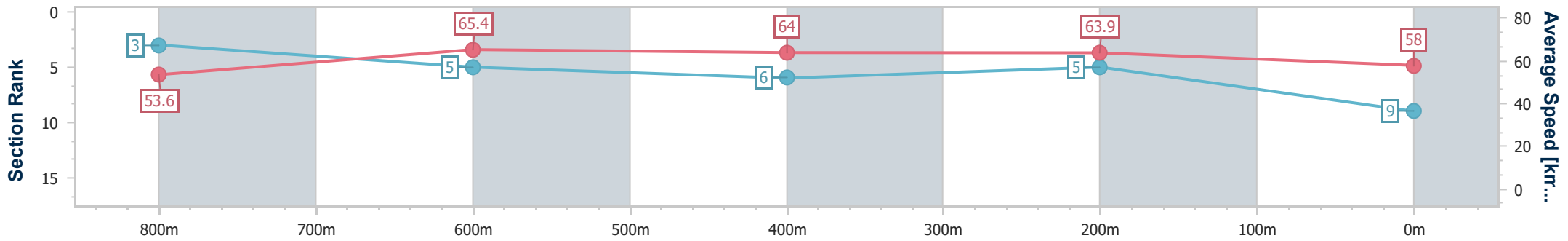
Sunshine Coast QLD Professional
Race 2: VALE MICK MAIR Maiden Plate - 1000m



01 November 2022 - 12:39

Track Rating: Soft 5, Weather: Light Rain, Rail Position: +5m Entire

Section	Overall	800m	600m	400m	200m
Section Times	0:59.71 [9] (0:13.43)	0:46.28 [3] (0:11.15)	0:35.13 [5] (0:11.43)	0:23.70 [6] (0:11.27)	0:12.43 [5] (0:12.43)
Average Speed [km/h]	53.6	65.4	64.0	63.9	58.0
Top Speed [km/h]	70.1	70.6	65.3	65.5	62.3
Avg. Dist. to Rail [m]	5.8	3.1	2.7	6.5	8.2
Avg. Stride Freq. [Hz]	2.5	2.5	2.4	2.5	2.4
Avg. Stride Length [m]	6.0	7.2	7.3	7.2	6.8



- [] Ranking at each section and finish
- .-.- No data available at this section
- NA No data available



Horse/Jockey Name	Licensed And Ready
Final Rank	10
Fastest Section Time (Section)	0:11.22 (600m)
Top Speed [km/h] (Section)	67.0 (800m)
Race State	Finished



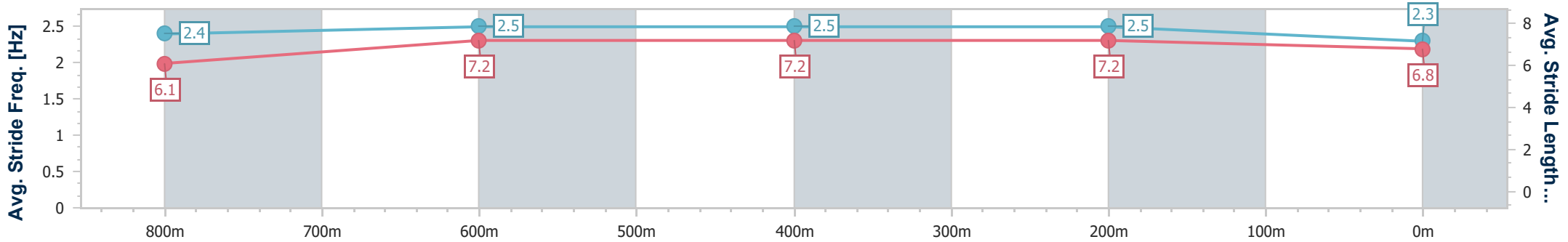
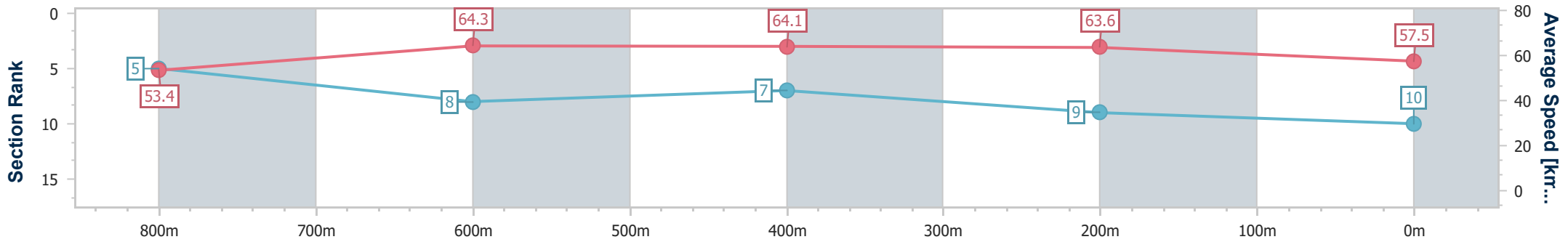
Sunshine Coast QLD Professional
Race 2: VALE MICK MAIR Maiden Plate - 1000m



01 November 2022 - 12:39

Track Rating: Soft 5, Weather: Light Rain, Rail Position: +5m Entire

Section	Overall	800m	600m	400m	200m
Section Times	0:59.83 [10] (0:13.47)	0:46.36 [5] (0:11.27)	0:35.09 [8] (0:11.22)	0:23.87 [7] (0:11.34)	0:12.53 [9] (0:12.53)
Average Speed [km/h]	53.4	64.3	64.1	63.6	57.5
Top Speed [km/h]	65.8	67.0	65.0	64.9	61.2
Avg. Dist. to Rail [m]	6.3	1.9	0.2	4.3	7.8
Avg. Stride Freq. [Hz]	2.4	2.5	2.5	2.5	2.3
Avg. Stride Length [m]	6.1	7.2	7.2	7.2	6.8



- [] Ranking at each section and finish
- .-.- No data available at this section
- NA No data available



Horse/Jockey Name	Birdie Belle
Final Rank	11
Fastest Section Time (Section)	0:11.02 (800m)
Top Speed [km/h] (Section)	68.7 (800m)
Race State	Finished



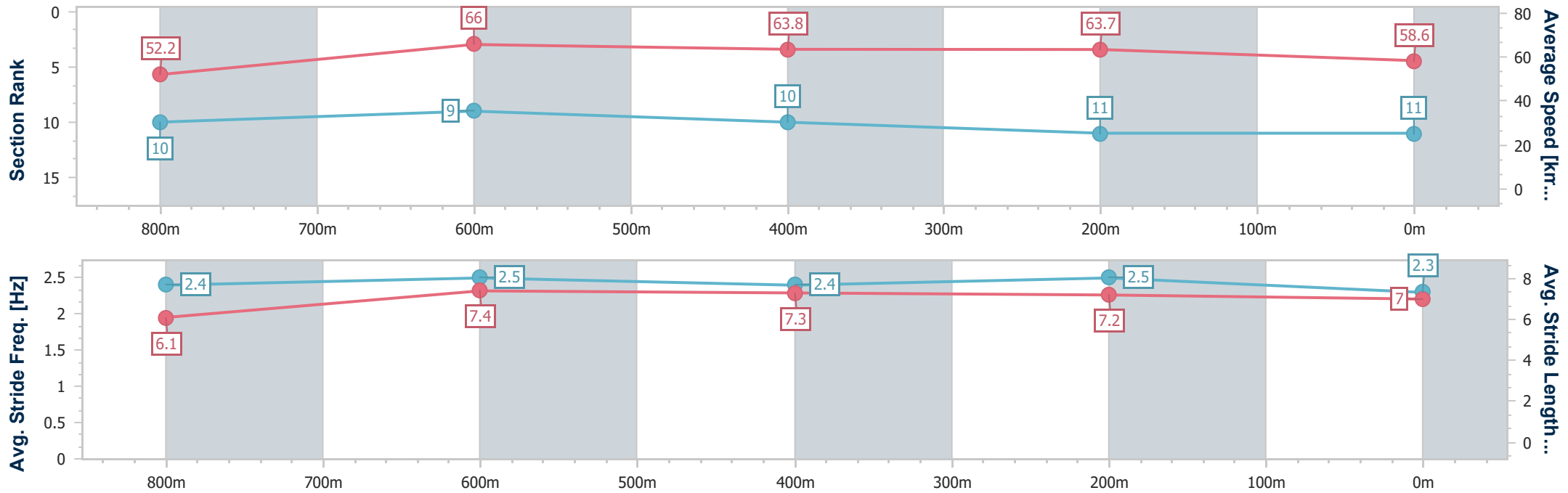
Sunshine Coast QLD Professional
Race 2: VALE MICK MAIR Maiden Plate - 1000m



01 November 2022 - 12:39

Track Rating: Soft 5, Weather: Light Rain, Rail Position: +5m Entire

Section	Overall	800m	600m	400m	200m
Section Times	0:59.84 [11] (0:13.81)	0:46.03 [10] (0:11.02)	0:35.01 [9] (0:11.44)	0:23.57 [10] (0:11.29)	0:12.28 [11] (0:12.28)
Average Speed [km/h]	52.2	66.0	63.8	63.7	58.6
Top Speed [km/h]	68.6	68.7	64.7	66.3	61.9
Avg. Dist. to Rail [m]	4.9	2.9	2.3	5.8	6.5
Avg. Stride Freq. [Hz]	2.4	2.5	2.4	2.5	2.3
Avg. Stride Length [m]	6.1	7.4	7.3	7.2	7.0



- [] Ranking at each section and finish
- .-.- No data available at this section
- NA No data available



Horse/Jockey Name	Leisure Games
Final Rank	12
Fastest Section Time (Section)	0:11.18 (800m)
Top Speed [km/h] (Section)	67.4 (600m)
Race State	Finished



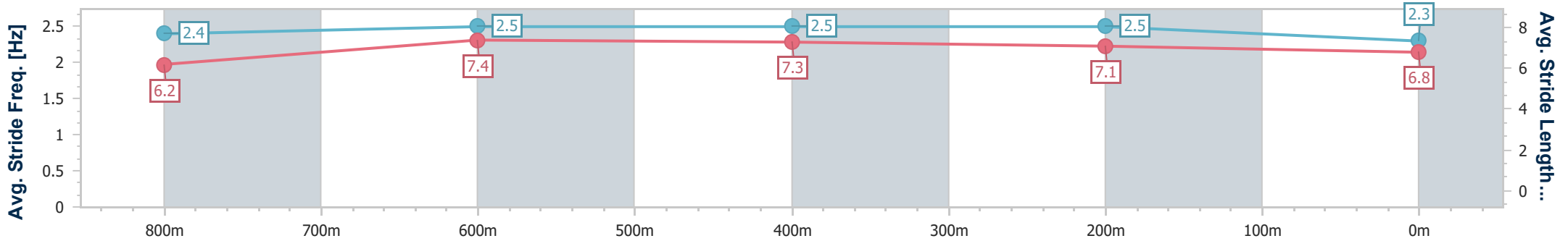
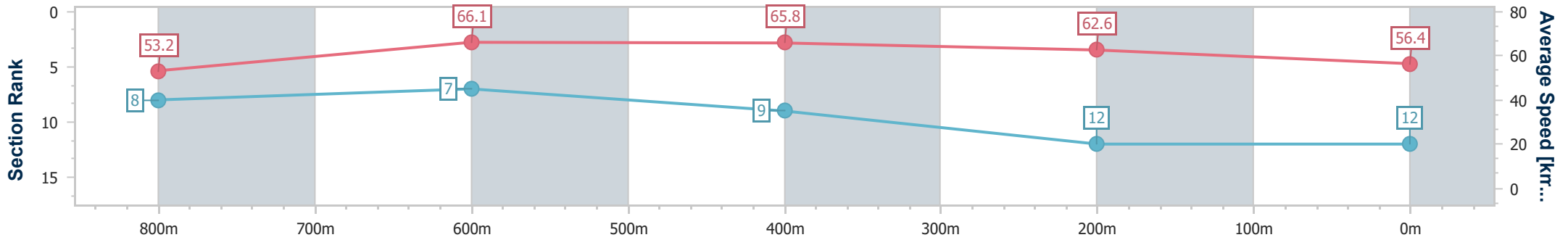
Sunshine Coast QLD Professional
Race 2: VALE MICK MAIR Maiden Plate - 1000m



01 November 2022 - 12:39

Track Rating: Soft 5, Weather: Light Rain, Rail Position: +5m Entire

Section	Overall	800m	600m	400m	200m
Section Times	1:00.31 [12] (0:13.54)	0:46.77 [8] (0:11.18)	0:35.59 [7] (0:11.32)	0:24.27 [9] (0:11.50)	0:12.77 [12] (0:12.77)
Average Speed [km/h]	53.2	66.1	65.8	62.6	56.4
Top Speed [km/h]	67.3	67.3	67.4	65.1	60.3
Avg. Dist. to Rail [m]	10.5	6.2	5.9	9.4	10.1
Avg. Stride Freq. [Hz]	2.4	2.5	2.5	2.5	2.3
Avg. Stride Length [m]	6.2	7.4	7.3	7.1	6.8



- [] Ranking at each section and finish
- .-.- No data available at this section
- NA No data available



Horse/Jockey Name	Big Rocas
Final Rank	13
Fastest Section Time (Section)	0:11.05 (800m)
Top Speed [km/h] (Section)	66.8 (800m)
Race State	Finished



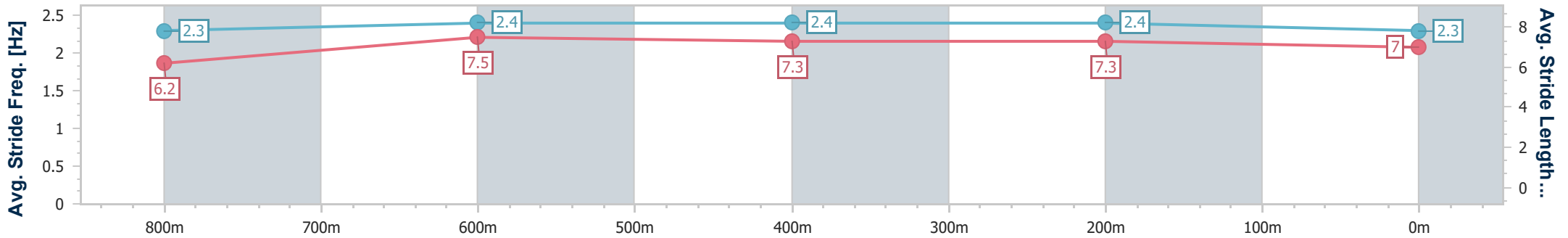
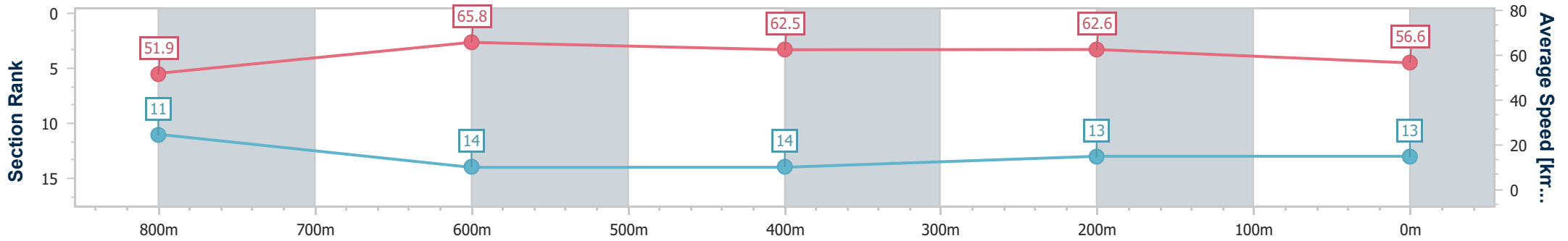
Sunshine Coast QLD Professional
Race 2: VALE MICK MAIR Maiden Plate - 1000m



01 November 2022 - 12:39

Track Rating: Soft 5, Weather: Light Rain, Rail Position: +5m Entire

Section	Overall	800m	600m	400m	200m
Section Times	1:00.84 [13] (0:13.87)	0:46.97 [11] (0:11.05)	0:35.92 [14] (0:11.70)	0:24.22 [14] (0:11.49)	0:12.73 [13] (0:12.73)
Average Speed [km/h]	51.9	65.8	62.5	62.6	56.6
Top Speed [km/h]	66.2	66.8	64.8	64.8	60.4
Avg. Dist. to Rail [m]	6.3	2.9	2.6	6.0	7.2
Avg. Stride Freq. [Hz]	2.3	2.4	2.4	2.4	2.3
Avg. Stride Length [m]	6.2	7.5	7.3	7.3	7.0



- [] Ranking at each section and finish
- .-.- No data available at this section
- NA No data available



Horse/Jockey Name	Killer Reflection
Final Rank	14
Fastest Section Time (Section)	0:11.28 (800m)
Top Speed [km/h] (Section)	68.0 (Overall)
Race State	Finished



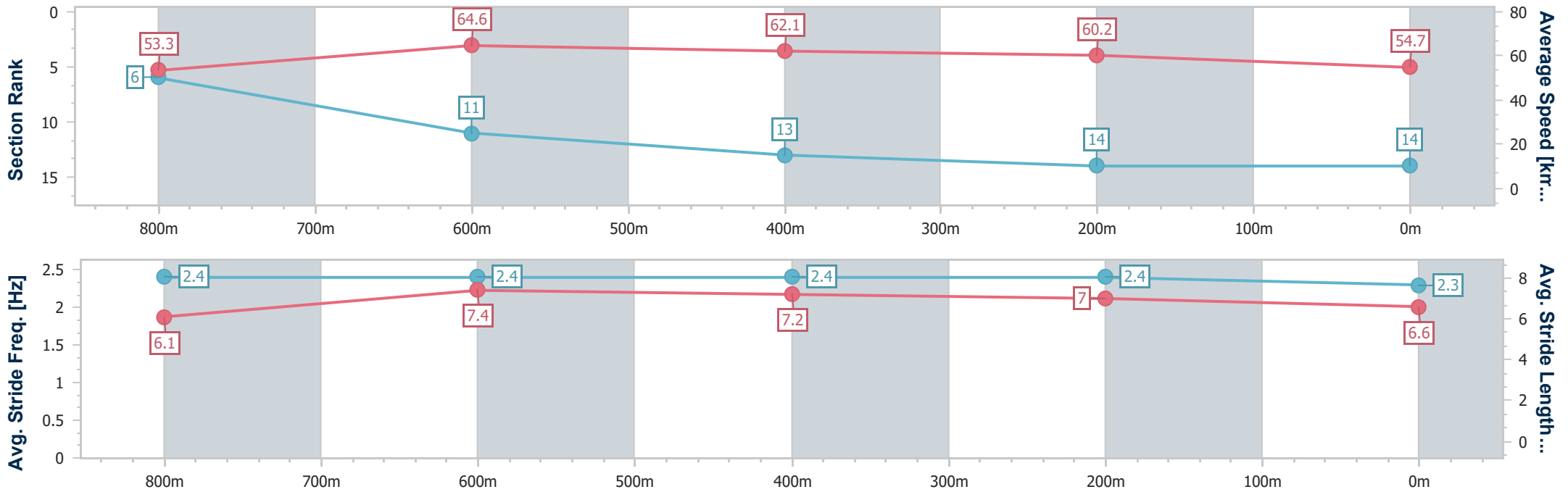
Sunshine Coast QLD Professional
Race 2: VALE MICK MAIR Maiden Plate - 1000m



01 November 2022 - 12:39

Track Rating: Soft 5, Weather: Light Rain, Rail Position: +5m Entire

Section	Overall	800m	600m	400m	200m
Section Times	1:01.72 [14] (0:13.51)	0:48.21 [6] (0:11.28)	0:36.93 [11] (0:11.80)	0:25.13 [13] (0:11.96)	0:13.17 [14] (0:13.17)
Average Speed [km/h]	53.3	64.6	62.1	60.2	54.7
Top Speed [km/h]	68.0	67.5	62.8	62.2	58.5
Avg. Dist. to Rail [m]	7.8	3.5	2.9	6.2	7.1
Avg. Stride Freq. [Hz]	2.4	2.4	2.4	2.4	2.3
Avg. Stride Length [m]	6.1	7.4	7.2	7.0	6.6



- [] Ranking at each section and finish
- .-.- No data available at this section
- NA No data available