



# Sunshine Coast QLD Professional

## Race 4: CALOUNDRA CITY AUTOS Class 2 Plate - 1000m

01 November 2022 - 14:38



Track Rating: Soft 5, Weather: Light Rain, Rail Position: +5m Entire

Section												Last 600m					
Field Times												0:33.53					
		Overall	800m	600m	400m	200m											
		0:57.61 (0:13.31)	0:44.30 (0:10.77)	0:33.53 (0:11.03)	0:22.50 (0:10.99)	0:11.51 (0:11.51)											
Rank	TAB	Horse/Jockey	Barrier	Top Speed [km/h]	Fastest Section											Margin	Distance Travelled [m]
1	3	ZINGALONG Matthew Powell	7	68.3 800m	0:10.80 800m	0:57.61 [1] (0:13.31)	0:44.30 [1] (0:10.80)	0:33.50 [2] (0:11.00)	0:22.50 [2] (0:10.99)	0:11.51 [2] (0:11.51)	0:57.61	0:33.50					
2	8	READY FOR BETTER Micheal Hellyer	6	70.5 800m	0:10.59 800m	0:58.07 [2] (0:13.49)	0:44.58 [3] (0:10.59)	0:33.99 [1] (0:11.08)	0:22.91 [3] (0:10.94)	0:11.97 [1] (0:11.97)	0.46L	0:33.99	+3				
3	4	CRACKING THUNDER Craig Robertson	10	69.8 800m	0:10.71 800m	0:58.35 [3] (0:13.85)	0:44.50 [5] (0:10.71)	0:33.79 [4] (0:10.98)	0:22.81 [4] (0:11.00)	0:11.81 [4] (0:11.81)	0.74L	0:33.79	+4				
4	1	BOLD HALO Ryan Wiggins	5	68.2 800m	0:10.84 800m	0:58.40 [4] (0:13.86)	0:44.54 [6] (0:10.84)	0:33.70 [6] (0:11.01)	0:22.69 [7] (0:10.95)	0:11.74 [6] (0:11.74)	0.79L	0:33.70	+1				
5	2	CHART BUSTER Tiffani Brooker	2	69.1 800m	0:10.85 800m	0:58.48 [5] (0:13.76)	0:44.72 [4] (0:10.85)	0:33.87 [5] (0:10.92)	0:22.95 [5] (0:11.05)	0:11.90 [5] (0:11.90)	0.87L	0:33.87	+0				
6	10	SEBRING GIRL Morgan Butler	4	69.3 800m	0:10.65 800m	0:58.64 [6] (0:14.01)	0:44.63 [7] (0:10.65)	0:33.98 [7] (0:10.91)	0:23.07 [6] (0:11.16)	0:11.91 [7] (0:11.91)	1.03L	0:33.98	+2				
7	5	SPIRIT OF GIVING Dale Smith	1	68.6 800m	0:10.74 800m	0:58.71 [7] (0:13.43)	0:45.28 [2] (0:10.74)	0:34.54 [3] (0:10.96)	0:23.58 [1] (0:11.22)	0:12.36 [3] (0:12.36)	1.1L	0:34.54	-1				
8	7	KABOOM Luke Tarrant	3	68.5 800m	0:10.73 800m	0:58.75 [8] (0:14.12)	0:44.63 [8] (0:10.73)	0:33.90 [8] (0:10.93)	0:22.97 [8] (0:11.02)	0:11.95 [8] (0:11.95)	1.14L	0:33.90	-2				

Scratched: Kayleen (#9), Fillyrae Cyrus (#6)

[ ] Ranking at each section and finish  
 -:-:- No data available at this section  
 NA No data available

SCN Saddle cloth number  
 DNF Did not finish  
 DNT Did not track



Horse/Jockey Name	Zingalong
Final Rank	1
Fastest Section Time (Section)	0:10.80 (800m)
Top Speed [km/h] (Section)	68.3 (800m)
Race State	Finished



Sunshine Coast QLD Professional

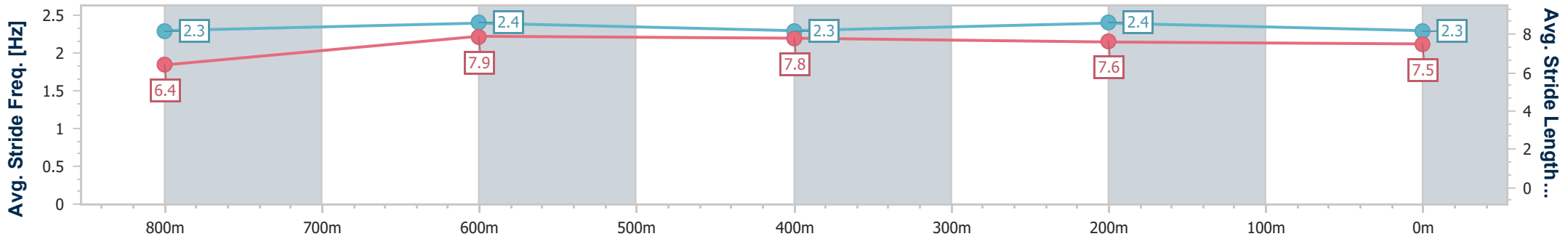
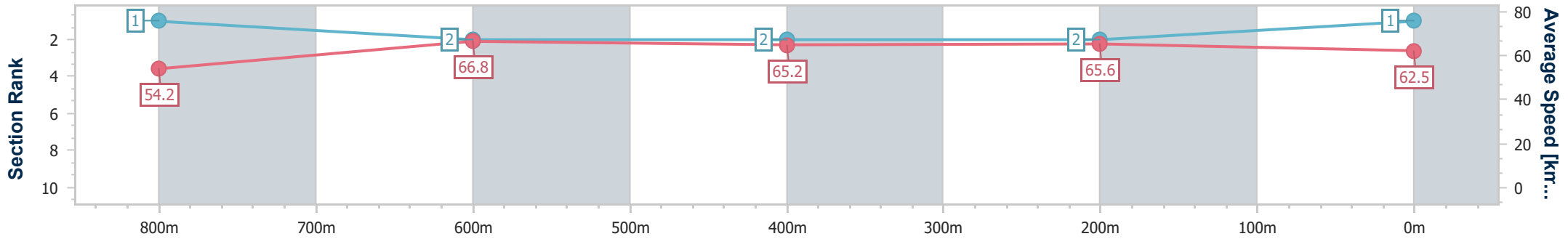
Race 4: CALOUNDRA CITY AUTOS Class 2 Plate - 1000m



01 November 2022 - 14:38

Track Rating: Soft 5, Weather: Light Rain, Rail Position: +5m Entire

Section	Overall	800m	600m	400m	200m
Section Times	0:57.61 [1] (0:13.31)	0:44.30 [1] (0:10.80)	0:33.50 [2] (0:11.00)	0:22.50 [2] (0:10.99)	0:11.51 [2] (0:11.51)
Average Speed [km/h]	54.2	66.8	65.2	65.6	62.5
Top Speed [km/h]	67.5	68.3	67.0	67.3	66.6
Avg. Dist. to Rail [m]	5.7	0.9	0.5	1.7	3.5
Avg. Stride Freq. [Hz]	2.3	2.4	2.3	2.4	2.3
Avg. Stride Length [m]	6.4	7.9	7.8	7.6	7.5



- [ ] Ranking at each section and finish
- .-.- No data available at this section
- NA No data available



Horse/Jockey Name	Ready For Better
Final Rank	2
Fastest Section Time (Section)	0:10.59 (800m)
Top Speed [km/h] (Section)	70.5 (800m)
Race State	Finished



Sunshine Coast QLD Professional

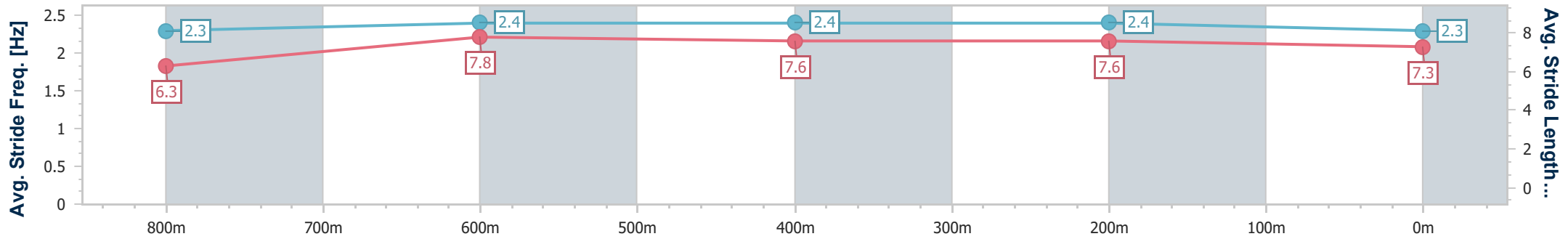
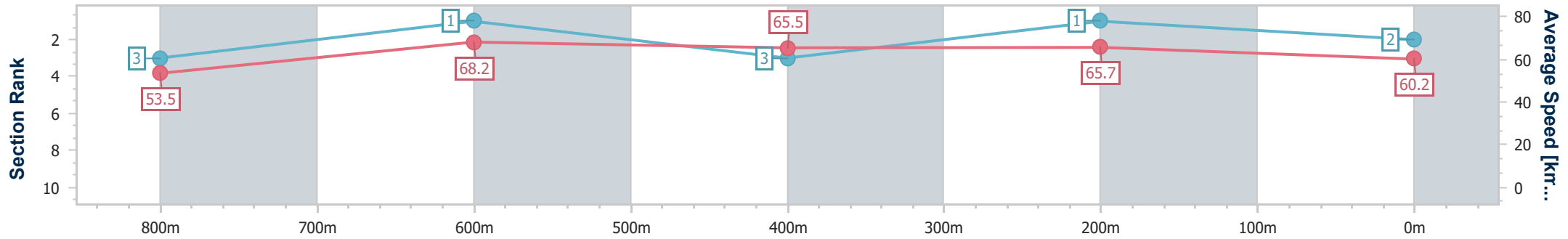
Race 4: CALOUNDRA CITY AUTOS Class 2 Plate - 1000m



01 November 2022 - 14:38

Track Rating: Soft 5, Weather: Light Rain, Rail Position: +5m Entire

Section	Overall	800m	600m	400m	200m
Section Times	0:58.07 [2] (0:13.49)	0:44.58 [3] (0:10.59)	0:33.99 [1] (0:11.08)	0:22.91 [3] (0:10.94)	0:11.97 [1] (0:11.97)
Average Speed [km/h]	53.5	68.2	65.5	65.7	60.2
Top Speed [km/h]	68.4	70.5	67.5	66.8	65.1
Avg. Dist. to Rail [m]	4.1	1.6	1.2	4.1	4.6
Avg. Stride Freq. [Hz]	2.3	2.4	2.4	2.4	2.3
Avg. Stride Length [m]	6.3	7.8	7.6	7.6	7.3



- [ ] Ranking at each section and finish
- .-.- No data available at this section
- NA No data available



Horse/Jockey Name	Cracking Thunder
Final Rank	3
Fastest Section Time (Section)	0:10.71 (800m)
Top Speed [km/h] (Section)	69.8 (800m)
Race State	Finished



Sunshine Coast QLD Professional

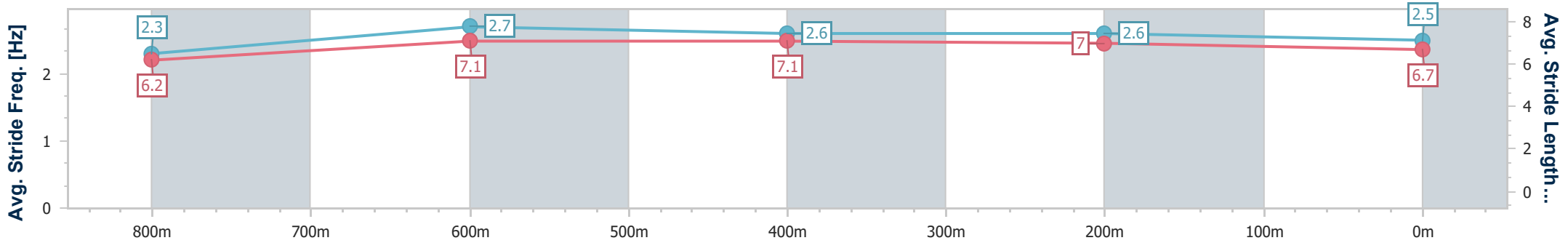
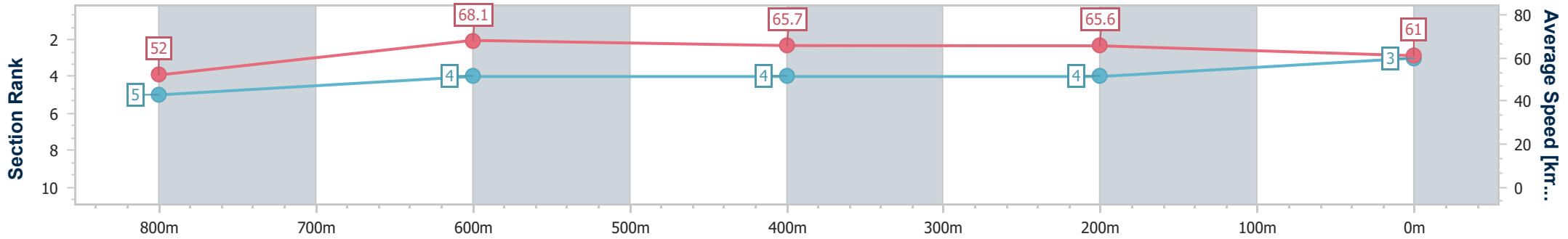
Race 4: CALOUNDRA CITY AUTOS Class 2 Plate - 1000m



01 November 2022 - 14:38

Track Rating: Soft 5, Weather: Light Rain, Rail Position: +5m Entire

Section	Overall	800m	600m	400m	200m
Section Times	0:58.35 [3] (0:13.85)	0:44.50 [5] (0:10.71)	0:33.79 [4] (0:10.98)	0:22.81 [4] (0:11.00)	0:11.81 [4] (0:11.81)
Average Speed [km/h]	52.0	68.1	65.7	65.6	61.0
Top Speed [km/h]	69.0	69.8	67.7	66.9	63.9
Avg. Dist. to Rail [m]	6.7	3.2	0.7	3.4	5.3
Avg. Stride Freq. [Hz]	2.3	2.7	2.6	2.6	2.5
Avg. Stride Length [m]	6.2	7.1	7.1	7.0	6.7



- [ ] Ranking at each section and finish
- .-.- No data available at this section
- NA No data available



Horse/Jockey Name	Bold Halo
Final Rank	4
Fastest Section Time (Section)	0:10.84 (800m)
Top Speed [km/h] (Section)	68.2 (800m)
Race State	Finished



Sunshine Coast QLD Professional

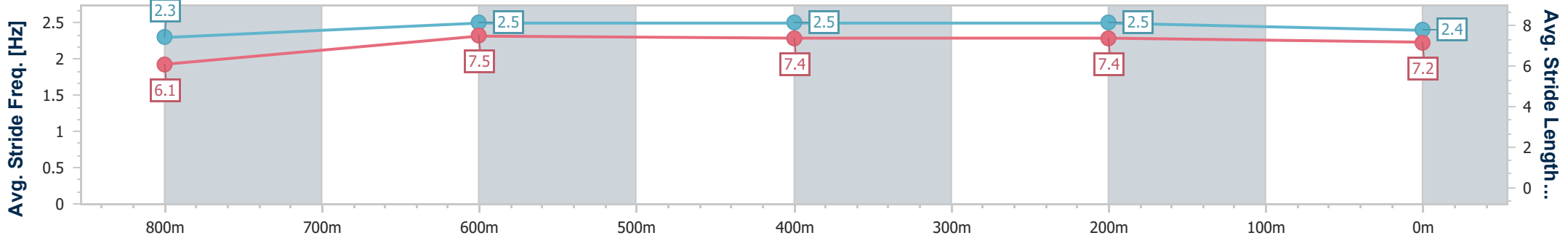
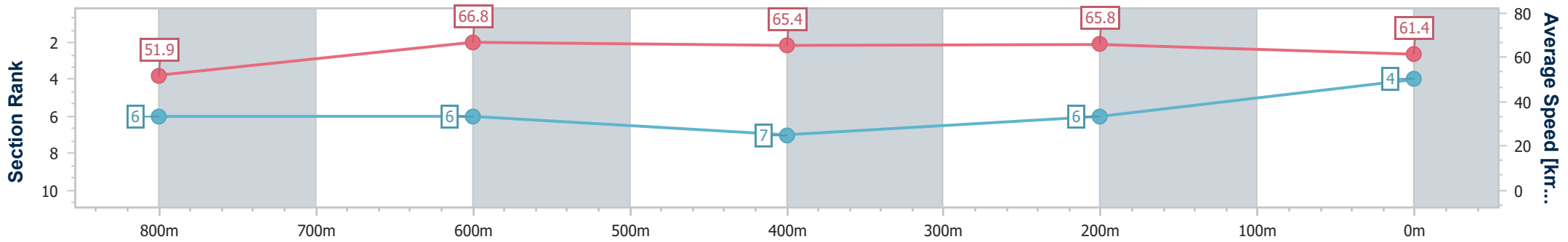
Race 4: CALOUNDRA CITY AUTOS Class 2 Plate - 1000m



01 November 2022 - 14:38

Track Rating: Soft 5, Weather: Light Rain, Rail Position: +5m Entire

Section	Overall	800m	600m	400m	200m
Section Times	0:58.40 [4] (0:13.86)	0:44.54 [6] (0:10.84)	0:33.70 [6] (0:11.01)	0:22.69 [7] (0:10.95)	0:11.74 [6] (0:11.74)
Average Speed [km/h]	51.9	66.8	65.4	65.8	61.4
Top Speed [km/h]	68.0	68.2	66.4	67.3	64.2
Avg. Dist. to Rail [m]	3.7	1.5	0.4	3.9	4.8
Avg. Stride Freq. [Hz]	2.3	2.5	2.5	2.5	2.4
Avg. Stride Length [m]	6.1	7.5	7.4	7.4	7.2



- [ ] Ranking at each section and finish
- .-.- No data available at this section
- NA No data available



Horse/Jockey Name	Chart Buster
Final Rank	5
Fastest Section Time (Section)	0:10.85 (800m)
Top Speed [km/h] (Section)	69.1 (800m)
Race State	Finished



Sunshine Coast QLD Professional

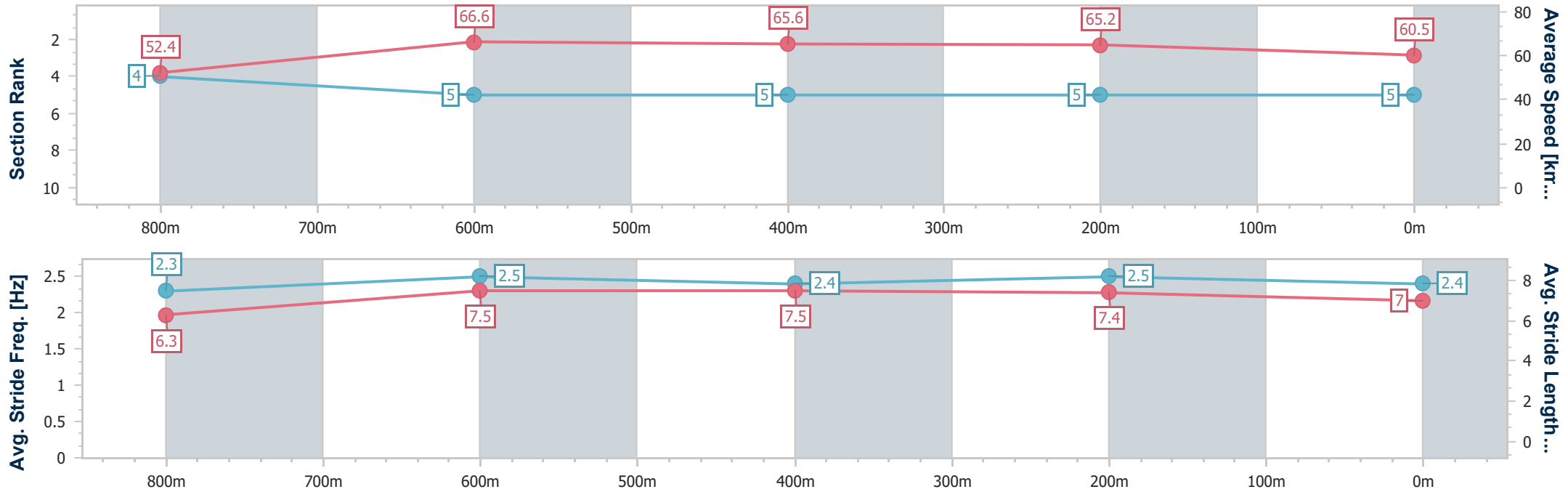
Race 4: CALOUNDRA CITY AUTOS Class 2 Plate - 1000m



01 November 2022 - 14:38

Track Rating: Soft 5, Weather: Light Rain, Rail Position: +5m Entire

Section	Overall	800m	600m	400m	200m
Section Times	0:58.48 [5] (0:13.76)	0:44.72 [4] (0:10.85)	0:33.87 [5] (0:10.92)	0:22.95 [5] (0:11.05)	0:11.90 [5] (0:11.90)
Average Speed [km/h]	52.4	66.6	65.6	65.2	60.5
Top Speed [km/h]	67.4	69.1	67.2	66.6	63.3
Avg. Dist. to Rail [m]	2.8	1.2	0.9	1.3	2.6
Avg. Stride Freq. [Hz]	2.3	2.5	2.4	2.5	2.4
Avg. Stride Length [m]	6.3	7.5	7.5	7.4	7.0



- [ ] Ranking at each section and finish
- .-.- No data available at this section
- NA No data available



Horse/Jockey Name	Sebring Girl
Final Rank	6
Fastest Section Time (Section)	0:10.65 (800m)
Top Speed [km/h] (Section)	69.3 (800m)
Race State	Finished



Sunshine Coast QLD Professional

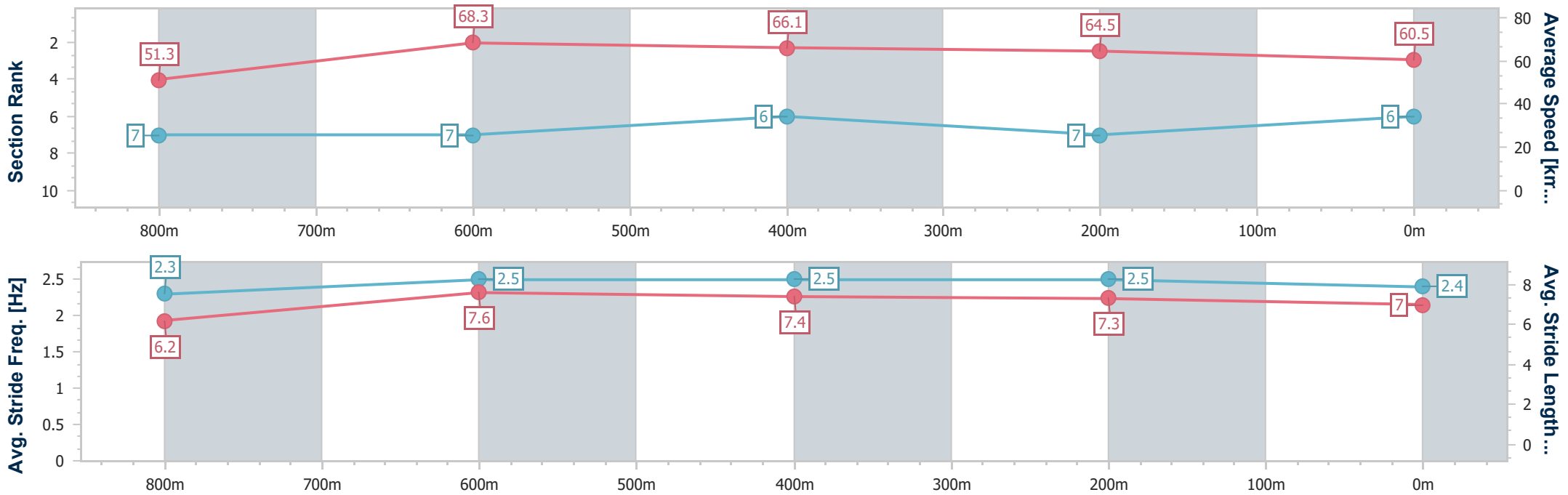
Race 4: CALOUNDRA CITY AUTOS Class 2 Plate - 1000m



01 November 2022 - 14:38

Track Rating: Soft 5, Weather: Light Rain, Rail Position: +5m Entire

Section	Overall	800m	600m	400m	200m
Section Times	0:58.64 [6] (0:14.01)	0:44.63 [7] (0:10.65)	0:33.98 [7] (0:10.91)	0:23.07 [6] (0:11.16)	0:11.91 [7] (0:11.91)
Average Speed [km/h]	51.3	68.3	66.1	64.5	60.5
Top Speed [km/h]	67.8	69.3	68.4	66.0	64.2
Avg. Dist. to Rail [m]	4.0	2.0	0.5	5.0	5.7
Avg. Stride Freq. [Hz]	2.3	2.5	2.5	2.5	2.4
Avg. Stride Length [m]	6.2	7.6	7.4	7.3	7.0



- [ ] Ranking at each section and finish
- .-.- No data available at this section
- NA No data available



Horse/Jockey Name	Spirit Of Giving
Final Rank	7
Fastest Section Time (Section)	0:10.74 (800m)
Top Speed [km/h] (Section)	68.6 (800m)
Race State	Finished



Sunshine Coast QLD Professional

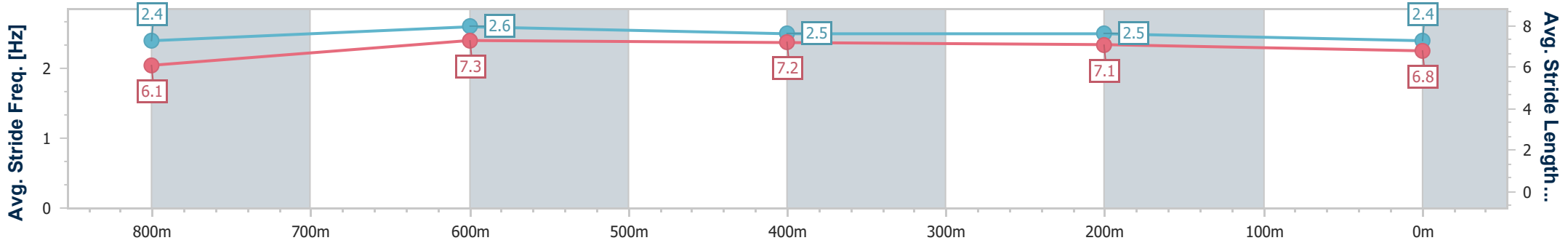
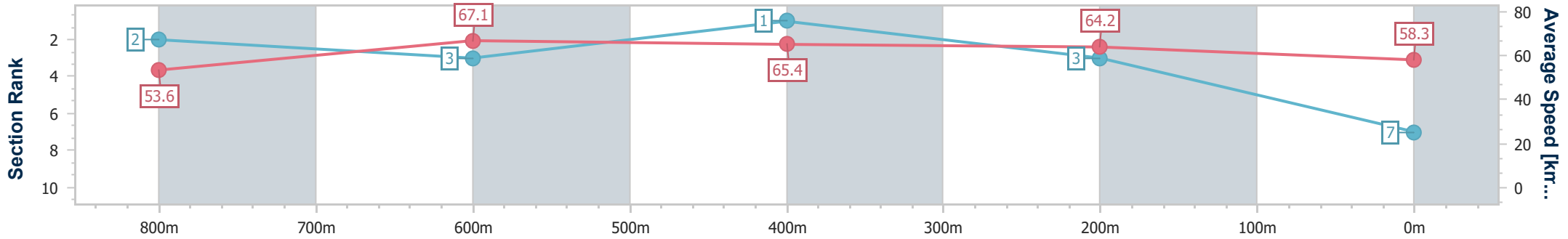
Race 4: CALOUNDRA CITY AUTOS Class 2 Plate - 1000m



01 November 2022 - 14:38

Track Rating: Soft 5, Weather: Light Rain, Rail Position: +5m Entire

Section	Overall	800m	600m	400m	200m
Section Times	0:58.71 [7] (0:13.43)	0:45.28 [2] (0:10.74)	0:34.54 [3] (0:10.96)	0:23.58 [1] (0:11.22)	0:12.36 [3] (0:12.36)
Average Speed [km/h]	53.6	67.1	65.4	64.2	58.3
Top Speed [km/h]	68.6	68.6	66.9	65.7	61.7
Avg. Dist. to Rail [m]	1.8	0.6	0.8	0.8	2.2
Avg. Stride Freq. [Hz]	2.4	2.6	2.5	2.5	2.4
Avg. Stride Length [m]	6.1	7.3	7.2	7.1	6.8



- [ ] Ranking at each section and finish
- .-.- No data available at this section
- NA No data available





Horse/Jockey Name	Kaboom
Final Rank	8
Fastest Section Time (Section)	0:10.73 (800m)
Top Speed [km/h] (Section)	68.5 (800m)
Race State	Finished



Sunshine Coast QLD Professional

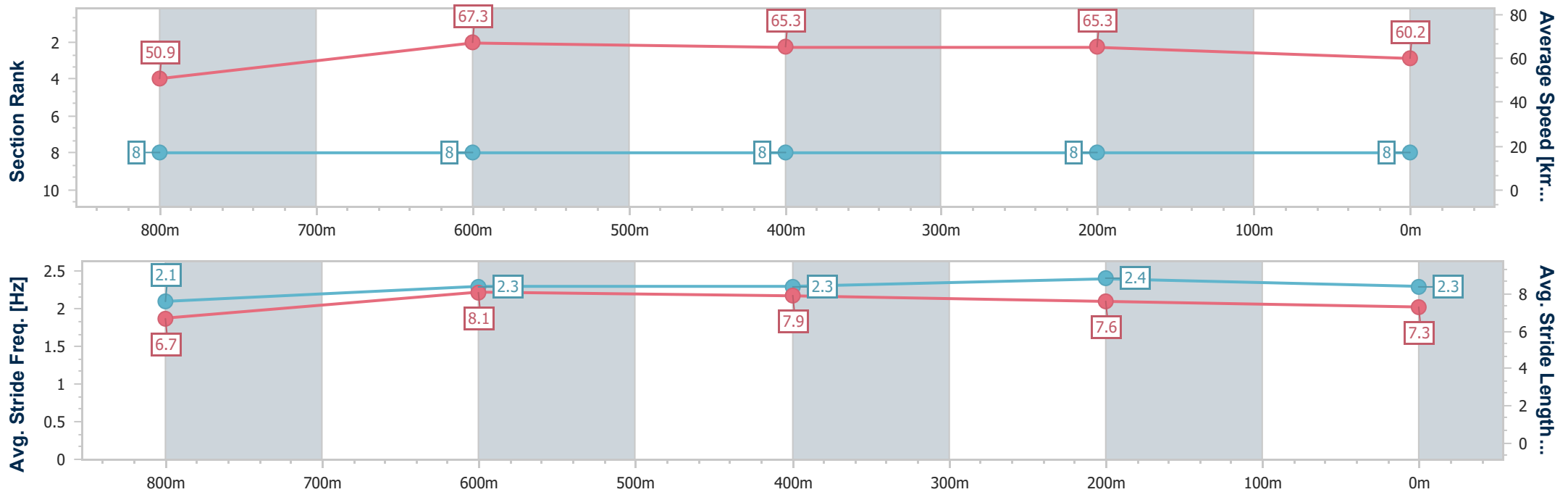
Race 4: CALOUNDRA CITY AUTOS Class 2 Plate - 1000m



01 November 2022 - 14:38

Track Rating: Soft 5, Weather: Light Rain, Rail Position: +5m Entire

Section	Overall	800m	600m	400m	200m
Section Times	0:58.75 [8] (0:14.12)	0:44.63 [8] (0:10.73)	0:33.90 [8] (0:10.93)	0:22.97 [8] (0:11.02)	0:11.95 [8] (0:11.95)
Average Speed [km/h]	50.9	67.3	65.3	65.3	60.2
Top Speed [km/h]	67.6	68.5	66.6	66.5	63.5
Avg. Dist. to Rail [m]	3.3	1.1	1.7	1.2	1.1
Avg. Stride Freq. [Hz]	2.1	2.3	2.3	2.4	2.3
Avg. Stride Length [m]	6.7	8.1	7.9	7.6	7.3



- [ ] Ranking at each section and finish
- .-.- No data available at this section
- NA No data available