



Sunshine Coast QLD Professional

Race 3: GLOBAL TURF Class 3 Handicap - 1800m

06 November 2022 - 13:45



Track Rating: Good 4, Weather: Overcast, Rail Position: +5m Entire Course

Section		Field Times												
Rank	TAB	Horse/Jockey	Barrier	Top Speed [km/h]	Fastest Section	Overall	1600m	1400m	1200m	1000m	800m	600m	Last 600m	Distance Travelled [m]
1	1	JAKKALBERRY FINN Ben Thompson	7	66.7 400m	0:11.07 400m	1:51.35 [1] (0:13.72)	1:36.95 [7] (0:11.64)	1:25.31 [7] (0:12.41)	1:12.90 [6] (0:13.23)	0:59.67 [6] (0:13.05)	0:46.62 [6] (0:12.43)	0:34.19 [6] (0:11.33)	0:34.19	
2	8	TONI TOO Craig Robertson	5	65.2 400m	0:11.26 400m	1:51.47 [2] (0:13.85)	1:37.62 [3] (0:11.68)	1:25.94 [3] (0:12.47)	1:13.47 [3] (0:13.27)	1:00.20 [3] (0:13.14)	0:47.06 [3] (0:12.40)	0:34.66 [3] (0:11.51)	0:34.66	-10
3	4	NOBLE CAT James Orman	1	66.0 400m	0:11.17 400m	1:51.50 [3] (0:13.90)	1:37.60 [4] (0:11.83)	1:25.77 [4] (0:12.53)	1:13.24 [5] (0:13.20)	1:00.04 [5] (0:13.18)	0:46.86 [5] (0:12.51)	0:34.35 [5] (0:11.36)	0:34.35	-7
4	2	MASTER MARKO Michael Cahill	6	64.1 Overall	0:11.46 600m	1:51.66 [4] (0:13.72)	1:37.94 [1] (0:11.70)	1:26.24 [2] (0:12.44)	1:13.80 [2] (0:13.21)	1:00.59 [2] (0:13.16)	0:47.43 [2] (0:12.46)	0:34.97 [2] (0:11.46)	0:34.97	-4
5	6	MADAME MO Stephanie Thornton	2	65.4 600m	0:11.19 600m	1:51.69 [5] (0:14.24)	1:37.45 [6] (0:11.78)	1:25.67 [6] (0:12.54)	1:13.13 [7] (0:13.26)	0:59.87 [7] (0:13.09)	0:46.78 [7] (0:12.37)	0:34.41 [7] (0:11.19)	0:34.41	-8
6	7	FORCE ME Lani Allen	8	66.0 1600m	0:11.36 1600m	1:52.16 [6] (0:13.72)	1:38.44 [2] (0:11.36)	1:27.08 [1] (0:12.49)	1:14.59 [1] (0:13.23)	1:01.36 [1] (0:13.30)	0:48.06 [1] (0:12.47)	0:35.59 [1] (0:11.67)	0:35.59	-7
7	5	RIPCORD Boris Thornton	3	63.6 1600m	0:11.53 400m	1:52.26 [7] (0:14.18)	1:38.08 [5] (0:11.56)	1:26.52 [5] (0:12.43)	1:14.09 [4] (0:13.18)	1:00.91 [4] (0:13.14)	0:47.77 [4] (0:12.44)	0:35.33 [4] (0:11.65)	0:35.33	-3

Scratched: Hillcrest Avenue (#3)



Sunshine Coast QLD Professional
Race 3: GLOBAL TURF Class 3 Handicap - 1800m
06 November 2022 - 13:45



Track Rating: Good 4, Weather: Overcast, Rail Position: +5m Entire Course

Section				400m	200m			Last 600m		
Field Times				0:23.20 (0:11.41)	0:11.79 (0:11.79)			0:34.78		
Rank	TAB	Horse/Jockey	Barrier	Top Speed [km/h]	Fastest Section	Margin		Distance Travelled [m]		
1	1	JAKKALBERRY FINN Ben Thompson	7	66.7 400m	0:11.07 400m	0:22.86 [5] (0:11.07)	0:11.79 [1] (0:11.79)	1:51.35	0:34.19	
2	8	TONI TOO Craig Robertson	5	65.2 400m	0:11.26 400m	0:23.15 [3] (0:11.26)	0:11.89 [2] (0:11.89)	0.12L	0:34.66	-10
3	4	NOBLE CAT James Orman	1	66.0 400m	0:11.17 400m	0:22.99 [6] (0:11.17)	0:11.82 [3] (0:11.82)	0.16L	0:34.35	-7
4	2	MASTER MARKO Michael Cahill	6	64.1 Overall	0:11.46 600m	0:23.51 [1] (0:11.52)	0:11.99 [4] (0:11.99)	0.31L	0:34.97	-4
5	6	MADAME MO Stephanie Thornton	2	65.4 600m	0:11.19 600m	0:23.22 [4] (0:11.36)	0:11.86 [5] (0:11.86)	0.35L	0:34.41	-8
6	7	FORCE ME Lani Allen	8	66.0 1600m	0:11.36 1600m	0:23.92 [2] (0:11.71)	0:12.21 [6] (0:12.21)	0.81L	0:35.59	-7
7	5	RIPCORD Boris Thornton	3	63.6 1600m	0:11.53 400m	0:23.68 [7] (0:11.53)	0:12.15 [7] (0:12.15)	0.92L	0:35.33	-3

Scratched: Hillcrest Avenue (#3)



Horse/Jockey Name	Jakkalberry Finn
Final Rank	1
Fastest Section Time (Section)	0:11.07 (400m)
Top Speed [km/h] (Section)	66.7 (400m)
Race State	Finished



Sunshine Coast QLD Professional

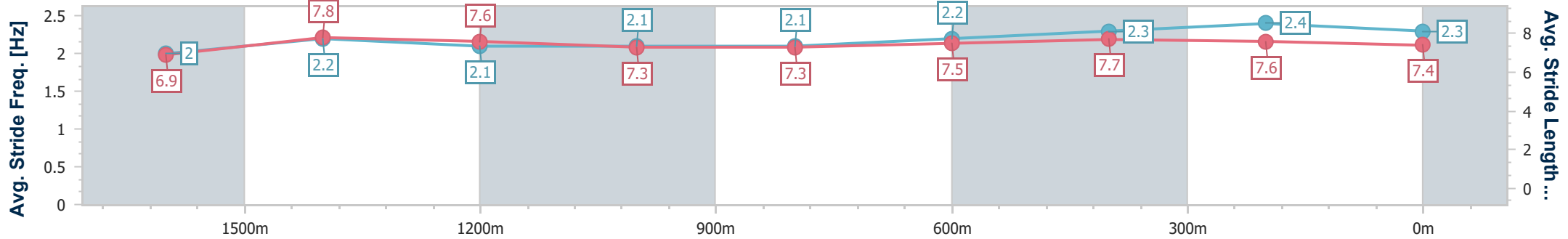
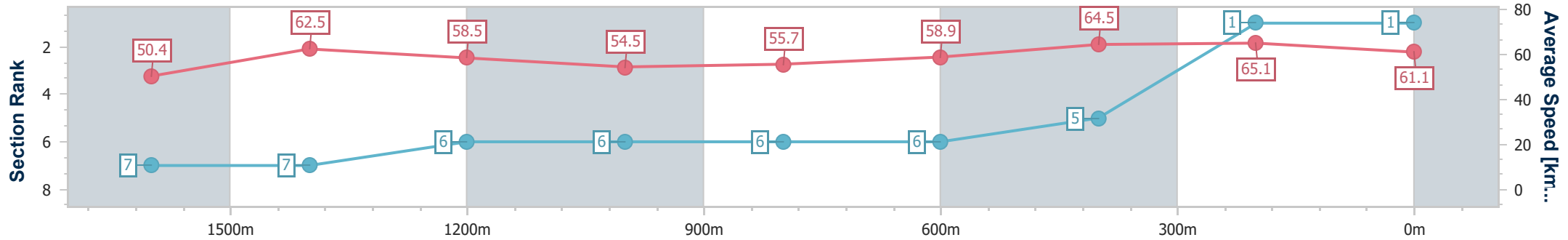
Race 3: GLOBAL TURF Class 3 Handicap - 1800m



06 November 2022 - 13:45

Track Rating: Good 4, Weather: Overcast, Rail Position: +5m Entire Course

Section	Overall	1600m	1400m	1200m	1000m	800m	600m	400m	200m				
Section Times	1:51.35 [1] (0:14.40)	1:36.95 [7] (0:11.64)	1:25.31 [7] (0:12.41)	1:12.90 [6] (0:13.23)	0:59.67 [6] (0:13.05)	0:46.62 [6] (0:12.43)	0:34.19 [6] (0:11.33)	0:22.86 [5] (0:11.07)	0:11.79 [1] (0:11.79)				
Average Speed [km/h]	50.4	62.5	58.5	54.5	55.7	58.9	64.5	65.1	61.1				
Top Speed [km/h]	62.4	63.5	63.5	56.2	57.1	63.9	66.6	66.7	63.8				
Avg. Dist. to Rail [m]	4.7	3.2	3.3	3.3	3.2	2.7	2.8	3.8	4.9				
Avg. Stride Freq. [Hz]	2.0	2.2	2.1	2.1	2.1	2.2	2.3	2.4	2.3				
Avg. Stride Length [m]	6.9	7.8	7.6	7.3	7.3	7.5	7.7	7.6	7.4				



- [] Ranking at each section and finish
- .-.- No data available at this section
- NA No data available



Horse/Jockey Name	Toni Too
Final Rank	2
Fastest Section Time (Section)	0:11.26 (400m)
Top Speed [km/h] (Section)	65.2 (400m)
Race State	Finished



Sunshine Coast QLD Professional

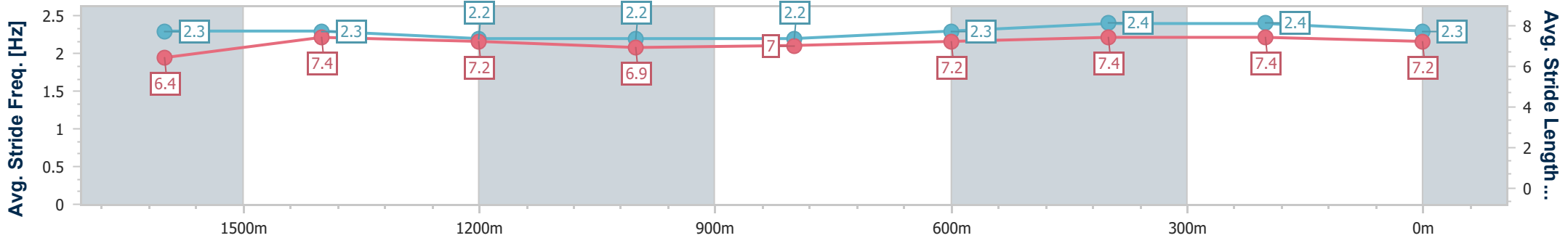
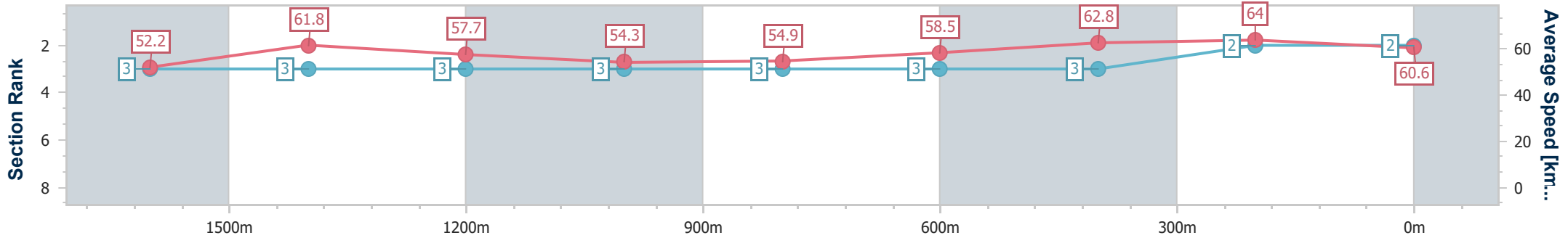
Race 3: GLOBAL TURF Class 3 Handicap - 1800m



06 November 2022 - 13:45

Track Rating: Good 4, Weather: Overcast, Rail Position: +5m Entire Course

Section	Overall	1600m	1400m	1200m	1000m	800m	600m	400m	200m				
Section Times	1:51.47 [2] (0:13.85)	1:37.62 [3] (0:11.68)	1:25.94 [3] (0:12.47)	1:13.47 [3] (0:13.27)	1:00.20 [3] (0:13.14)	0:47.06 [3] (0:12.40)	0:34.66 [3] (0:11.51)	0:23.15 [3] (0:11.26)	0:11.89 [2] (0:11.89)				
Average Speed [km/h]	52.2	61.8	57.7	54.3	54.9	58.5	62.8	64.0	60.6				
Top Speed [km/h]	64.3	63.0	61.7	55.2	56.3	62.9	63.8	65.2	63.3				
Avg. Dist. to Rail [m]	2.8	0.8	0.5	0.8	0.4	1.3	0.8	1.9	3.1				
Avg. Stride Freq. [Hz]	2.3	2.3	2.2	2.2	2.2	2.3	2.4	2.4	2.3				
Avg. Stride Length [m]	6.4	7.4	7.2	6.9	7.0	7.2	7.4	7.4	7.2				



- [] Ranking at each section and finish
- .-.- No data available at this section
- NA No data available



Horse/Jockey Name	Noble Cat
Final Rank	3
Fastest Section Time (Section)	0:11.17 (400m)
Top Speed [km/h] (Section)	66.0 (400m)
Race State	Finished



Sunshine Coast QLD Professional

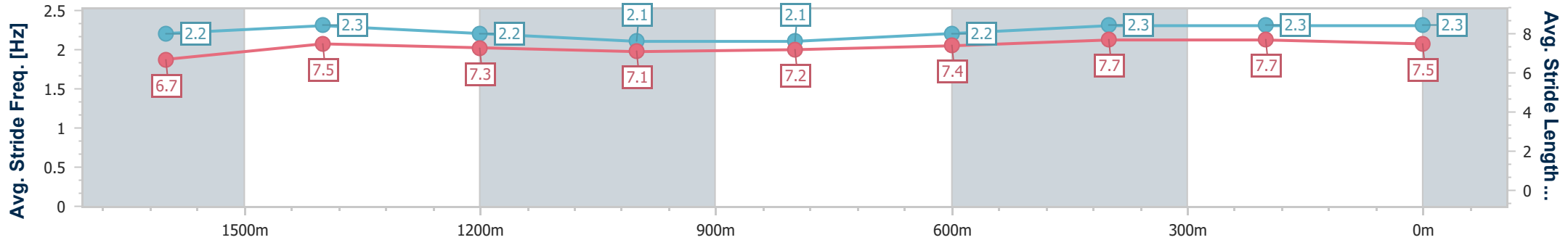
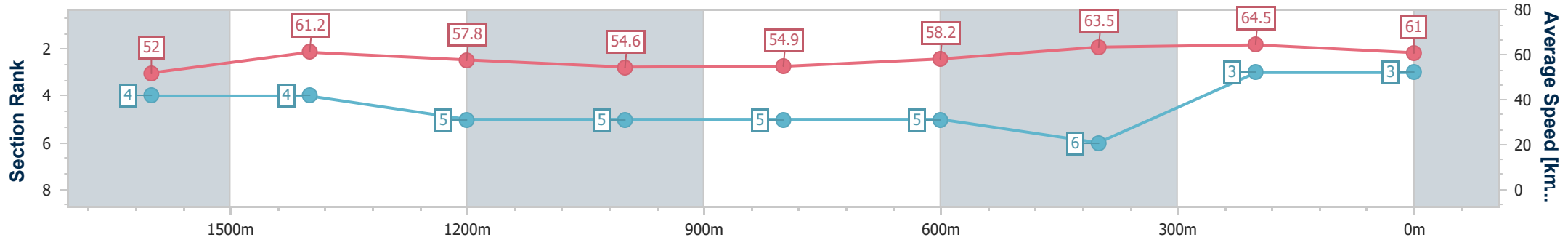
Race 3: GLOBAL TURF Class 3 Handicap - 1800m



06 November 2022 - 13:45

Track Rating: Good 4, Weather: Overcast, Rail Position: +5m Entire Course

Section	Overall	1600m	1400m	1200m	1000m	800m	600m	400m	200m				
Section Times	1:51.50 [3] (0:13.90)	1:37.60 [4] (0:11.83)	1:25.77 [4] (0:12.53)	1:13.24 [5] (0:13.20)	1:00.04 [5] (0:13.18)	0:46.86 [5] (0:12.51)	0:34.35 [5] (0:11.36)	0:22.99 [6] (0:11.17)	0:11.82 [3] (0:11.82)				
Average Speed [km/h]	52.0	61.2	57.8	54.6	54.9	58.2	63.5	64.5	61.0				
Top Speed [km/h]	65.7	62.5	61.4	55.7	55.8	63.0	65.3	66.0	64.2				
Avg. Dist. to Rail [m]	1.7	2.2	2.3	2.4	2.2	1.9	0.4	3.0	4.6				
Avg. Stride Freq. [Hz]	2.2	2.3	2.2	2.1	2.1	2.2	2.3	2.3	2.3				
Avg. Stride Length [m]	6.7	7.5	7.3	7.1	7.2	7.4	7.7	7.7	7.5				



- [] Ranking at each section and finish
- .-.- No data available at this section
- NA No data available



Horse/Jockey Name	Master Marko
Final Rank	4
Fastest Section Time (Section)	0:11.46 (600m)
Top Speed [km/h] (Section)	64.1 (Overall)
Race State	Finished



Sunshine Coast QLD Professional

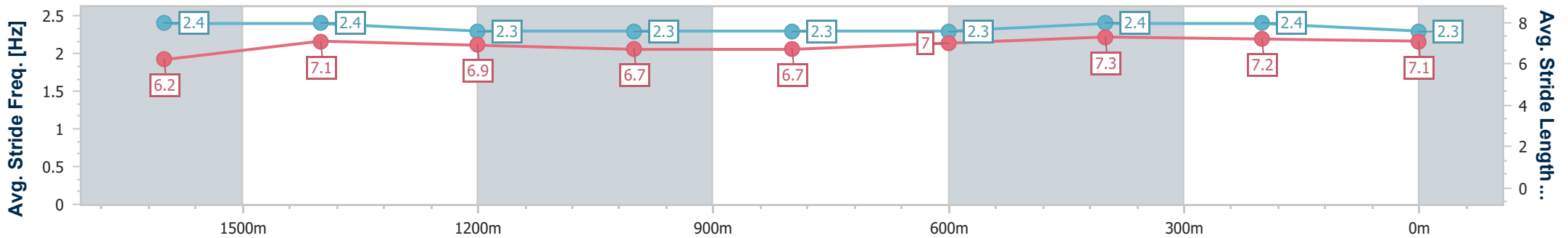
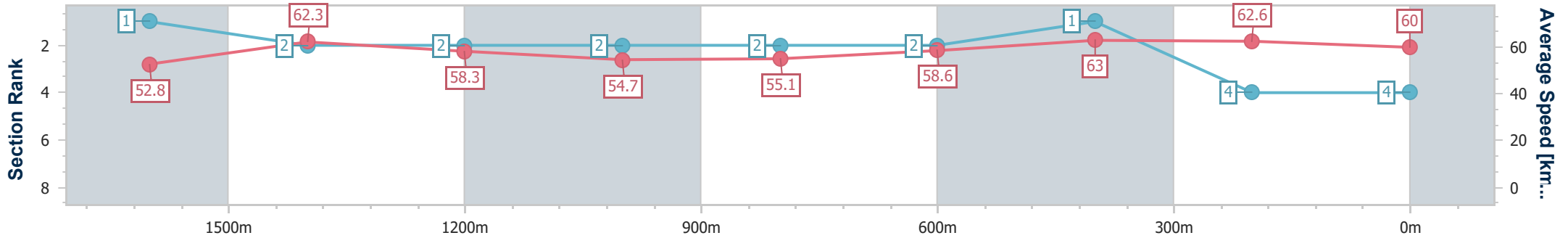
Race 3: GLOBAL TURF Class 3 Handicap - 1800m



06 November 2022 - 13:45

Track Rating: Good 4, Weather: Overcast, Rail Position: +5m Entire Course

Section	Overall	1600m	1400m	1200m	1000m	800m	600m	400m	200m				
Section Times	1:51.66 [4] (0:13.72)	1:37.94 [1] (0:11.70)	1:26.24 [2] (0:12.44)	1:13.80 [2] (0:13.21)	1:00.59 [2] (0:13.16)	0:47.43 [2] (0:12.46)	0:34.97 [2] (0:11.46)	0:23.51 [1] (0:11.52)	0:11.99 [4] (0:11.99)				
Average Speed [km/h]	52.8	62.3	58.3	54.7	55.1	58.6	63.0	62.6	60.0				
Top Speed [km/h]	64.1	63.8	62.0	55.8	55.9	62.3	63.6	63.6	62.1				
Avg. Dist. to Rail [m]	4.7	3.9	3.2	3.2	2.8	2.3	0.8	0.7	0.9				
Avg. Stride Freq. [Hz]	2.4	2.4	2.3	2.3	2.3	2.3	2.4	2.4	2.3				
Avg. Stride Length [m]	6.2	7.1	6.9	6.7	6.7	7.0	7.3	7.2	7.1				



- [] Ranking at each section and finish
- .-.- No data available at this section
- NA No data available



Horse/Jockey Name	Madame Mo
Final Rank	5
Fastest Section Time (Section)	0:11.19 (600m)
Top Speed [km/h] (Section)	65.4 (600m)
Race State	Finished



Sunshine Coast QLD Professional

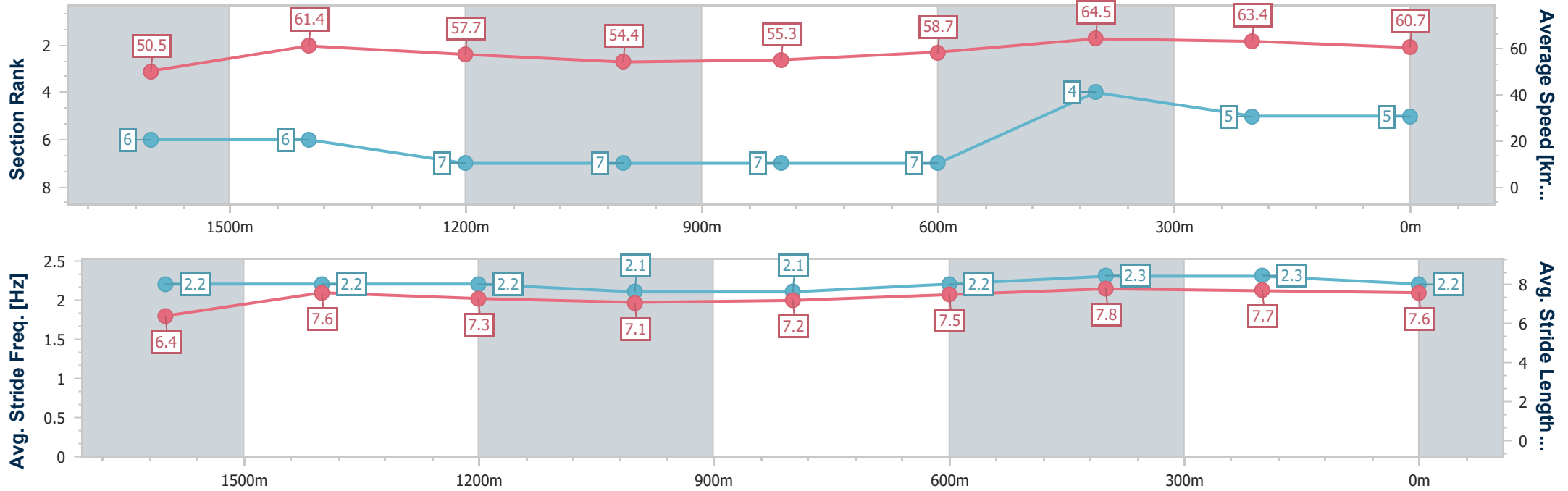
Race 3: GLOBAL TURF Class 3 Handicap - 1800m



06 November 2022 - 13:45

Track Rating: Good 4, Weather: Overcast, Rail Position: +5m Entire Course

Section	Overall	1600m	1400m	1200m	1000m	800m	600m	400m	200m			
Section Times	1:51.69 [5] (0:14.24)	1:37.45 [6] (0:11.78)	1:25.67 [6] (0:12.54)	1:13.13 [7] (0:13.26)	0:59.87 [7] (0:13.09)	0:46.78 [7] (0:12.37)	0:34.41 [7] (0:11.19)	0:23.22 [4] (0:11.36)	0:11.86 [5] (0:11.86)			
Average Speed [km/h]	50.5	61.4	57.7	54.4	55.3	58.7	64.5	63.4	60.7			
Top Speed [km/h]	63.3	63.1	61.9	56.5	56.5	64.5	65.4	64.6	62.2			
Avg. Dist. to Rail [m]	2.2	2.0	2.2	2.3	2.2	1.5	0.6	1.2	3.6			
Avg. Stride Freq. [Hz]	2.2	2.2	2.2	2.1	2.1	2.2	2.3	2.3	2.2			
Avg. Stride Length [m]	6.4	7.6	7.3	7.1	7.2	7.5	7.8	7.7	7.6			



- [] Ranking at each section and finish
- .-.- No data available at this section
- NA No data available



Horse/Jockey Name	Force Me
Final Rank	6
Fastest Section Time (Section)	0:11.36 (1600m)
Top Speed [km/h] (Section)	66.0 (1600m)
Race State	Finished



Sunshine Coast QLD Professional

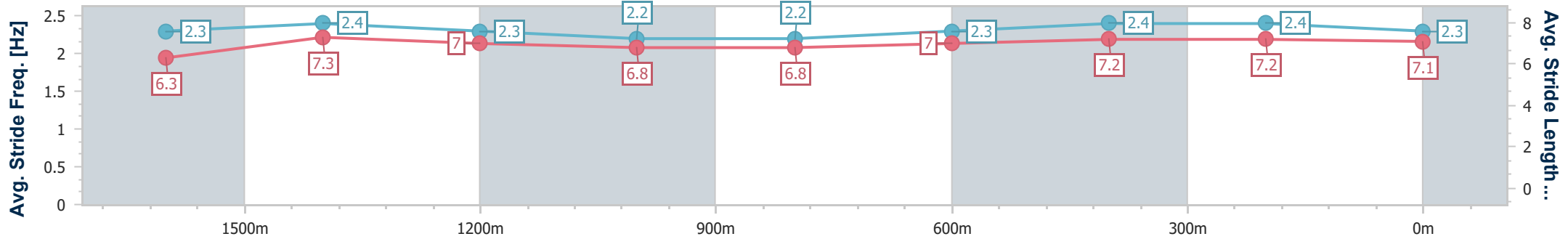
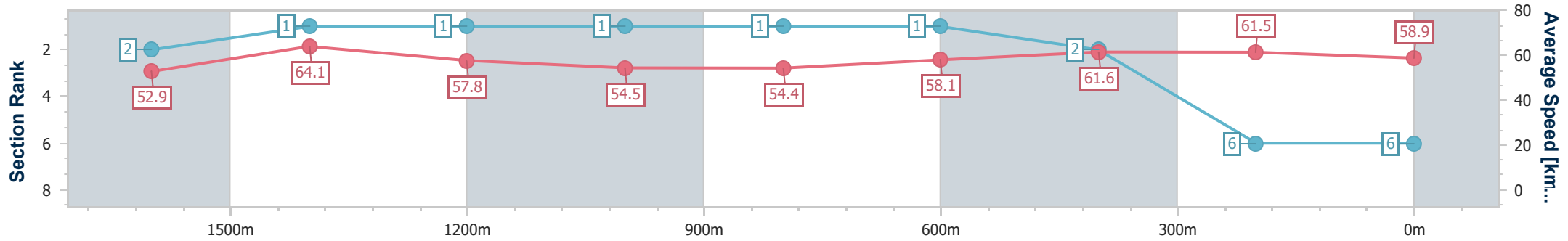
Race 3: GLOBAL TURF Class 3 Handicap - 1800m



06 November 2022 - 13:45

Track Rating: Good 4, Weather: Overcast, Rail Position: +5m Entire Course

Section	Overall	1600m	1400m	1200m	1000m	800m	600m	400m	200m				
Section Times	1:52.16 [6] (0:13.72)	1:38.44 [2] (0:11.36)	1:27.08 [1] (0:12.49)	1:14.59 [1] (0:13.23)	1:01.36 [1] (0:13.30)	0:48.06 [1] (0:12.47)	0:35.59 [1] (0:11.67)	0:23.92 [2] (0:11.71)	0:12.21 [6] (0:12.21)				
Average Speed [km/h]	52.9	64.1	57.8	54.5	54.4	58.1	61.6	61.5	58.9				
Top Speed [km/h]	65.2	66.0	61.1	55.8	54.9	62.8	64.0	62.4	61.3				
Avg. Dist. to Rail [m]	5.6	2.3	1.5	2.1	2.0	1.2	0.6	0.4	1.8				
Avg. Stride Freq. [Hz]	2.3	2.4	2.3	2.2	2.2	2.3	2.4	2.4	2.3				
Avg. Stride Length [m]	6.3	7.3	7.0	6.8	6.8	7.0	7.2	7.2	7.1				



- [] Ranking at each section and finish
- .-.- No data available at this section
- NA No data available



Horse/Jockey Name	Ripcord
Final Rank	7
Fastest Section Time (Section)	0:11.53 (400m)
Top Speed [km/h] (Section)	63.6 (1600m)
Race State	Finished



Sunshine Coast QLD Professional

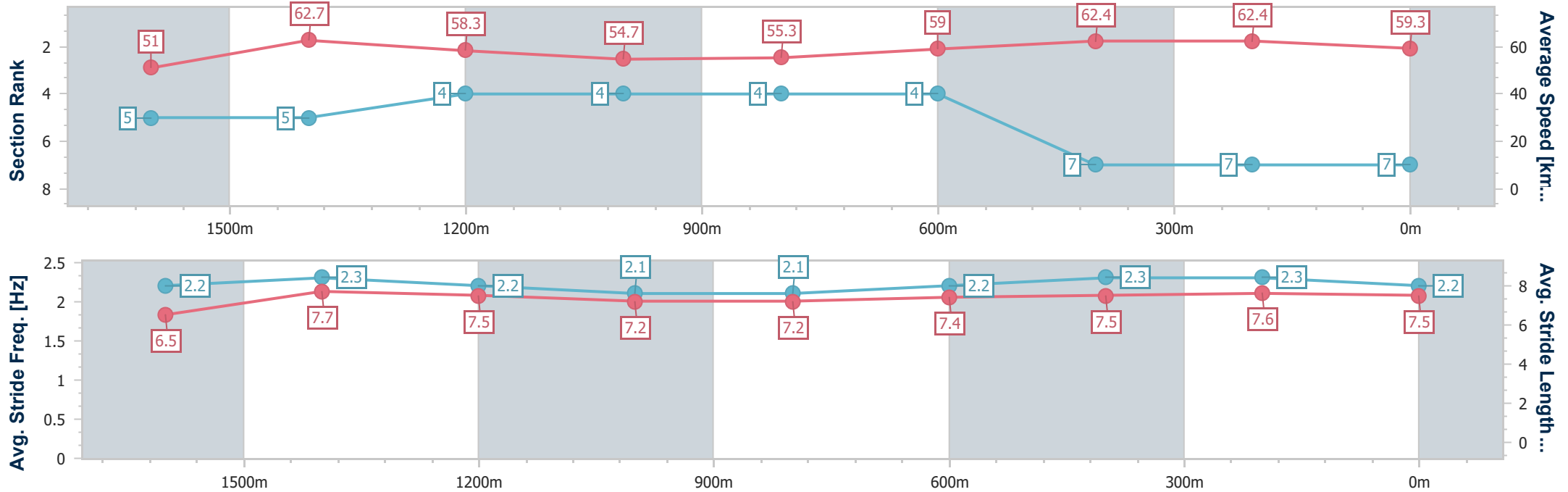
Race 3: GLOBAL TURF Class 3 Handicap - 1800m



06 November 2022 - 13:45

Track Rating: Good 4, Weather: Overcast, Rail Position: +5m Entire Course

Section	Overall	1600m	1400m	1200m	1000m	800m	600m	400m	200m
Section Times	1:52.26 [7] (0:14.18)	1:38.08 [5] (0:11.56)	1:26.52 [5] (0:12.43)	1:14.09 [4] (0:13.18)	1:00.91 [4] (0:13.14)	0:47.77 [4] (0:12.44)	0:35.33 [4] (0:11.65)	0:23.68 [7] (0:11.53)	0:12.15 [7] (0:12.15)
Average Speed [km/h]	51.0	62.7	58.3	54.7	55.3	59.0	62.4	62.4	59.3
Top Speed [km/h]	63.1	63.6	61.6	56.2	56.0	62.1	63.3	63.5	61.9
Avg. Dist. to Rail [m]	3.0	2.1	2.4	3.2	3.0	2.9	1.9	4.3	5.6
Avg. Stride Freq. [Hz]	2.2	2.3	2.2	2.1	2.1	2.2	2.3	2.3	2.2
Avg. Stride Length [m]	6.5	7.7	7.5	7.2	7.2	7.4	7.5	7.6	7.5



- [] Ranking at each section and finish
- .-.- No data available at this section
- NA No data available