



Sunshine Coast QLD Professional
Race 8: VISIT MAROOCHY SURF CLUB Colts, Geldings & Entires
BENCHMARK 58 Handicap - 1400m
06 November 2022 - 17:24



Track Rating: GOOD (4), Weather: Overcast, Rail Position: 5 METRES ENTIRE COURSE

Section												Last 600m	
Field Times												0:36.93	
		Overall	1200m	1000m	800m	600m	400m						
		1:24.49 (0:13.74)	1:10.75 (0:10.95)	0:59.80 (0:11.25)	0:48.55 (0:11.62)	0:36.93 (0:11.86)	0:25.07 (0:12.42)						
Rank	TAB	Horse/Jockey	Barrier	Top Speed [km/h]	Fastest Section							Distance Travelled [m]	
1	2	FLYING ROTHE James Orman	2	66.5 1200m	0:11.26 1200m	1:24.49 [1] (0:14.24)	1:10.25 [9] (0:11.26)	0:58.99 [9] (0:11.52)	0:47.47 [7] (0:11.84)	0:35.63 [6] (0:11.67)	0:23.96 [4] (0:11.63)	0:35.63	
2	6	AGENT OF MAYHEM Micheal Hellyer	7	64.2 1200m	0:11.35 1200m	1:24.74 [2] (0:14.49)	1:10.25 [11] (0:11.35)	0:58.90 [11] (0:11.55)	0:47.35 [11] (0:11.73)	0:35.62 [7] (0:11.75)	0:23.87 [7] (0:11.57)	0:35.62	-2
3	11	ROADTRIP Ben Thompson	8	65.2 1200m	0:11.23 1200m	1:24.84 [3] (0:14.42)	1:10.42 [10] (0:11.23)	0:59.19 [10] (0:11.55)	0:47.64 [9] (0:11.95)	0:35.69 [9] (0:11.68)	0:24.01 [6] (0:11.53)	0:35.69	+1
4	15	BELLICOSE Tiffani Brooker	4	67.1 1000m	0:11.15 1200m	1:24.91 [4] (0:13.86)	1:11.05 [3] (0:11.15)	0:59.90 [3] (0:11.35)	0:48.55 [2] (0:11.72)	0:36.83 [2] (0:11.80)	0:25.03 [2] (0:12.20)	0:36.83	-2
5	5	SOCK'EMSID Kelly Gates	12	66.9 1200m	0:10.95 1200m	1:25.06 [5] (0:13.74)	1:11.32 [1] (0:10.95)	1:00.37 [1] (0:11.25)	0:49.12 [1] (0:11.62)	0:37.50 [1] (0:11.86)	0:25.64 [1] (0:12.42)	0:37.50	-2
6	4	SIAN STAR Matthew Powell	6	65.9 1200m	0:11.29 1200m	1:25.30 [6] (0:14.07)	1:11.23 [7] (0:11.29)	0:59.94 [7] (0:11.70)	0:48.24 [8] (0:12.15)	0:36.09 [10] (0:11.99)	0:24.10 [10] (0:11.53)	0:36.09	+2
7	7	ATLANTIC ROYAL Robbie Fradd	10	64.7 1200m	0:11.44 1200m	1:25.61 [7] (0:14.07)	1:11.54 [6] (0:11.44)	1:00.10 [8] (0:11.74)	0:48.36 [10] (0:12.07)	0:36.29 [11] (0:11.83)	0:24.46 [9] (0:11.63)	0:36.29	+9
8	9	CALIFORNIA ZIM ZIM Brooke Ainsworth	3	65.7 1200m	0:11.17 1200m	1:25.84 [8] (0:14.08)	1:11.76 [8] (0:11.17)	1:00.59 [5] (0:11.54)	0:49.05 [5] (0:11.98)	0:37.07 [4] (0:12.03)	0:25.04 [5] (0:12.15)	0:37.07	-1
9	8	BURLESY Taylor Marshall	9	65.5 Overall	0:11.09 1200m	1:25.89 [9] (0:13.79)	1:12.10 [2] (0:11.09)	1:01.01 [2] (0:11.50)	0:49.51 [3] (0:11.90)	0:37.61 [3] (0:12.00)	0:25.61 [3] (0:12.27)	0:37.61	-1
10	3	BAMBALAM Wendy Peel	11	66.6 1200m	0:11.11 1200m	1:26.31 [10] (0:13.91)	1:12.40 [4] (0:11.11)	1:01.29 [4] (0:11.70)	0:49.59 [4] (0:12.12)	0:37.47 [5] (0:12.04)	0:25.43 [8] (0:12.41)	0:37.47	+9

Scratched: Fighting Mad (#12), The Stifmeister (#1), Early Thoughts (#10), Claudius (#14)

Report Created: Sun 6 November 2022 17:39 GMT (Note: Timing is based on position data)

[] Ranking at each section and finish
 -:-:- No data available at this section
 NA No data available
 SCN Saddle cloth number
 DNF Did not finish
 DNT Did not track

Section	Overall	1200m	1000m	800m	600m	400m	Last 600m
Field Times	1:24.49 (0:13.74)	1:10.75 (0:10.95)	0:59.80 (0:11.25)	0:48.55 (0:11.62)	0:36.93 (0:11.86)	0:25.07 (0:12.42)	0:36.93

[] Ranking at each section and finish
 -:-:- No data available at this section
 NA No data available

SCN Saddle cloth number
 DNF Did not finish
 DNT Did not track



Sunshine Coast QLD Professional
Race 8: VISIT MAROOCHY SURF CLUB Colts, Geldings & Entires
BENCHMARK 58 Handicap - 1400m
06 November 2022 - 17:24



Track Rating: **GOOD (4)**, Weather: **Overcast**, Rail Position: **5 METRES ENTIRE COURSE**

Section	Overall	1200m	1000m	800m	600m	400m	Last 600m
Field Times	1:24.49 (0:13.74)	1:10.75 (0:10.95)	0:59.80 (0:11.25)	0:48.55 (0:11.62)	0:36.93 (0:11.86)	0:25.07 (0:12.42)	0:36.93

Rank	TAB	Horse/Jockey	Barrier	Top Speed [km/h]	Fastest Section	Overall	1200m	1000m	800m	600m	400m	Last 600m	Distance Travelled [m]
11	13	PAMPLONA LAD	5	66.9	0:11.19	1:27.29 [11]	1:13.23 [5]	1:02.04 [6]	0:50.39 [6]	0:38.15 [8]	0:25.96 [11]	0:38.15	+9
		Mark Du Plessis		1200m	1200m	(0:14.06)	(0:11.19)	(0:11.65)	(0:12.24)	(0:12.19)	(0:12.04)		

Scratched: Fighting Mad (#12), The Stifmeister (#1), Early Thoughts (#10), Claudius (#14)



Sunshine Coast QLD Professional
Race 8: VISIT MAROOCHY SURF CLUB Colts, Geldings & Entires
BENCHMARK 58 Handicap - 1400m
06 November 2022 - 17:24



Track Rating: GOOD (4), Weather: Overcast, Rail Position: 5 METRES ENTIRE COURSE

Section							200m			Last 600m
Field Times							0:12.65			0:36.93
							(0:12.65)			
Rank	TAB	Horse/Jockey	Barrier	Top Speed [km/h]	Fastest Section		Margin			Distance Travelled [m]
1	2	FLYING ROTHE James Orman	2	66.5 1200m	0:11.26 1200m	0:12.33 [3] (0:12.33)	1:24.49		0:35.63	
2	6	AGENT OF MAYHEM Micheal Hellyer	7	64.2 1200m	0:11.35 1200m	0:12.30 [5] (0:12.30)	0.26L		0:35.62	-2
3	11	ROADTRIP Ben Thompson	8	65.2 1200m	0:11.23 1200m	0:12.48 [4] (0:12.48)	0.35L		0:35.69	+1
4	15	BELLICOSE Tiffani Brooker	4	67.1 1000m	0:11.15 1200m	0:12.83 [2] (0:12.83)	0.42L		0:36.83	-2
5	5	SOCK'EMSID Kelly Gates	12	66.9 1200m	0:10.95 1200m	0:13.22 [1] (0:13.22)	0.57L		0:37.50	-2
6	4	SIAN STAR Matthew Powell	6	65.9 1200m	0:11.29 1200m	0:12.57 [7] (0:12.57)	0.81L		0:36.09	+2
7	7	ATLANTIC ROYAL Robbie Fradd	10	64.7 1200m	0:11.44 1200m	0:12.83 [8] (0:12.83)	1.12L		0:36.29	+9
8	9	CALIFORNIA ZIM ZIM Brooke Ainsworth	3	65.7 1200m	0:11.17 1200m	0:12.89 [9] (0:12.89)	1.35L		0:37.07	-1
9	8	BURLESY Taylor Marshall	9	65.5 Overall	0:11.09 1200m	0:13.34 [6] (0:13.34)	1.4L		0:37.61	-1
10	3	BAMBALAM Wendy Peel	11	66.6 1200m	0:11.11 1200m	0:13.02 [10] (0:13.02)	1.82L		0:37.47	+9

Scratched: Fighting Mad (#12), The Stifmeister (#1), Early Thoughts (#10), Claudius (#14)

Report Created: Sun 6 November 2022 17:39 GMT (Note: Timing is based on position data)

Page 4/17

[] Ranking at each section and finish
 -:-:- No data available at this section
 NA No data available

SCN Saddle cloth number
 DNF Did not finish
 DNT Did not track

data processed by TRIPLESDATA

Section	200m	Last 600m
Field Times	0:12.65 (0:12.65)	0:36.93

[] Ranking at each section and finish
-:-:- No data available at this section
NA No data available

SCN Saddle cloth number
DNF Did not finish
DNT Did not track



Sunshine Coast QLD Professional
Race 8: VISIT MAROOCHY SURF CLUB Colts, Geldings & Entires
BENCHMARK 58 Handicap - 1400m
06 November 2022 - 17:24



Track Rating: GOOD (4), Weather: Overcast, Rail Position: 5 METRES ENTIRE COURSE

Section				200m				Last 600m		
Field Times				0:12.65 (0:12.65)				0:36.93		
Rank	TAB	Horse/Jockey	Barrier	Top Speed [km/h]	Fastest Section	Margin			Distance Travelled [m]	
11	13	PAMPLONA LAD	5	66.9	0:11.19	0:13.92 [11]	2.81L		0:38.15	+9
		Mark Du Plessis		1200m	1200m	(0:13.92)				

Scratched: Fighting Mad (#12), The Stifmeister (#1), Early Thoughts (#10), Claudius (#14)

[] Ranking at each section and finish
 -:-:-:- No data available at this section
 NA No data available

SCN Saddle cloth number
 DNF Did not finish
 DNT Did not track



Horse/Jockey Name	Flying Rothe
Final Rank	1
Fastest Section Time (Section)	0:11.26 (1200m)
Top Speed [km/h] (Section)	66.5 (1200m)
Race State	Finished



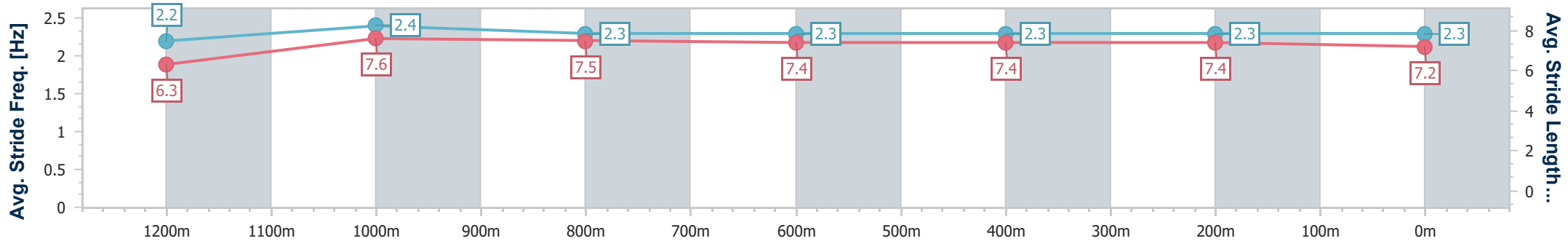
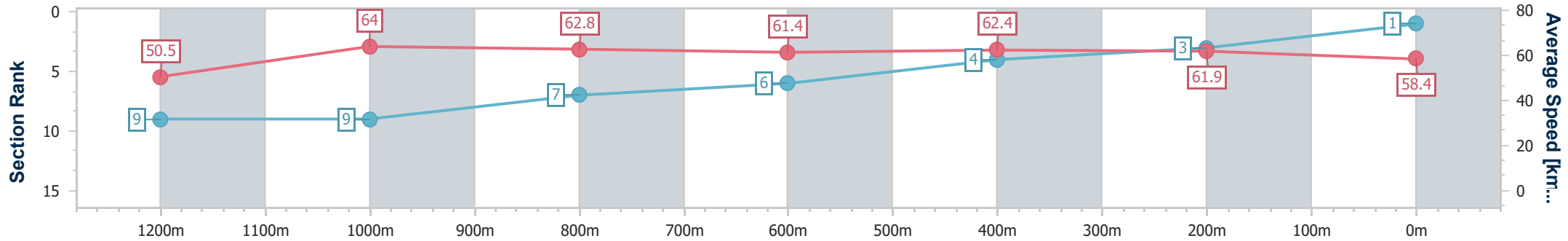
Sunshine Coast QLD Professional
 Race 8: VISIT MAROOCHY SURF CLUB Colts, Geldings & Entires BENCHMARK 58 Handicap - 1400m



06 November 2022 - 17:24

Track Rating: GOOD (4), Weather: Overcast, Rail Position: 5
 METRES ENTIRE COURSE

Section	Overall	1200m	1000m	800m	600m	400m	200m
Section Times	1:24.49 [1] (0:14.24)	1:10.25 [9] (0:11.26)	0:58.99 [9] (0:11.52)	0:47.47 [7] (0:11.84)	0:35.63 [6] (0:11.67)	0:23.96 [4] (0:11.63)	0:12.33 [3] (0:12.33)
Average Speed [km/h]	50.5	64.0	62.8	61.4	62.4	61.9	58.4
Top Speed [km/h]	64.2	66.5	63.5	62.8	64.2	63.5	59.9
Avg. Dist. to Rail [m]	2.1	2.1	2.1	1.7	2.0	2.7	3.1
Avg. Stride Freq. [Hz]	2.2	2.4	2.3	2.3	2.3	2.3	2.3
Avg. Stride Length [m]	6.3	7.6	7.5	7.4	7.4	7.4	7.2



- [] Ranking at each section and finish
- .-.- No data available at this section
- NA No data available



Horse/Jockey Name	Agent Of Mayhem
Final Rank	2
Fastest Section Time (Section)	0:11.35 (1200m)
Top Speed [km/h] (Section)	64.2 (1200m)
Race State	Finished



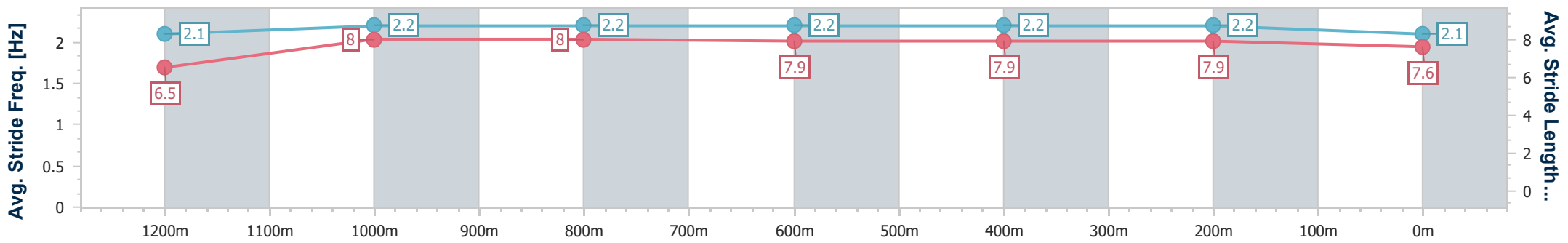
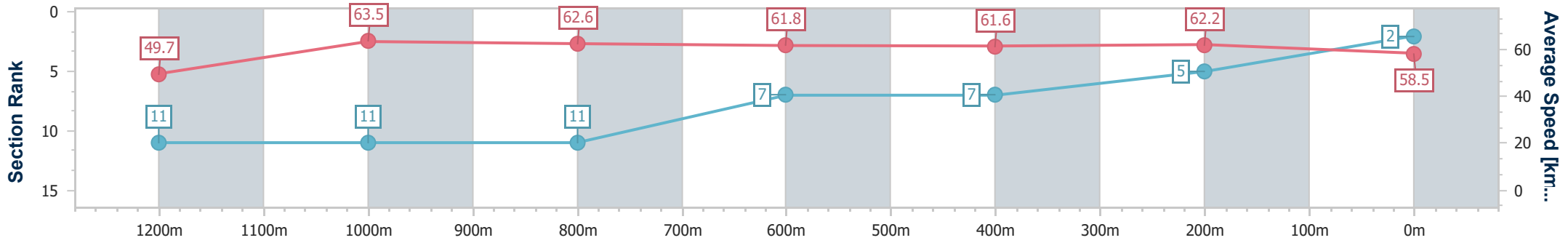
Sunshine Coast QLD Professional
 Race 8: VISIT MAROOCHY SURF CLUB Colts, Geldings & Entires BENCHMARK 58 Handicap - 1400m



06 November 2022 - 17:24

Track Rating: GOOD (4), Weather: Overcast, Rail Position: 5
 METRES ENTIRE COURSE

Section	Overall	1200m	1000m	800m	600m	400m	200m							
Section Times	1:24.74 [2] (0:14.49)	1:10.25 [11] (0:11.35)	0:58.90 [11] (0:11.55)	0:47.35 [11] (0:11.73)	0:35.62 [7] (0:11.75)	0:23.87 [7] (0:11.57)	0:12.30 [5]							
Average Speed [km/h]	49.7	63.5	62.6	61.8	61.6	62.2	58.5							
Top Speed [km/h]	63.3	64.2	63.3	62.5	62.2	63.1	61.2							
Avg. Dist. to Rail [m]	5.3	2.0	1.8	1.0	0.9	3.0	3.7							
Avg. Stride Freq. [Hz]	2.1	2.2	2.2	2.2	2.2	2.2	2.1							
Avg. Stride Length [m]	6.5	8.0	8.0	7.9	7.9	7.9	7.6							



- [] Ranking at each section and finish
- .-.- No data available at this section
- NA No data available



Horse/Jockey Name	Roadtrip
Final Rank	3
Fastest Section Time (Section)	0:11.23 (1200m)
Top Speed [km/h] (Section)	65.2 (1200m)
Race State	Finished



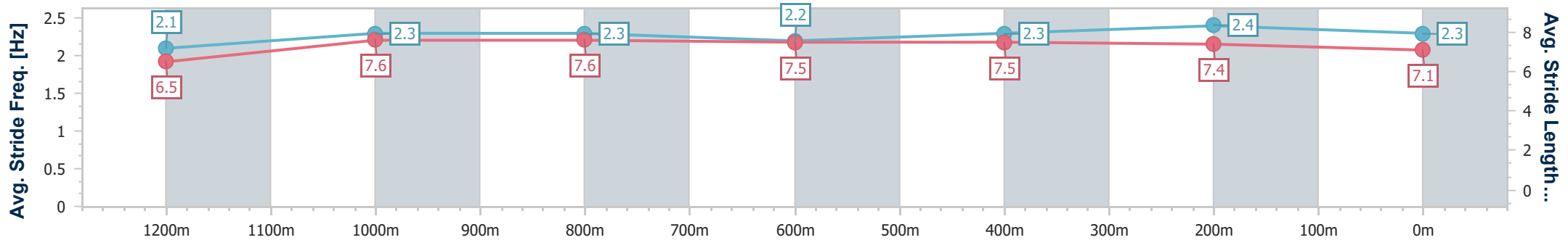
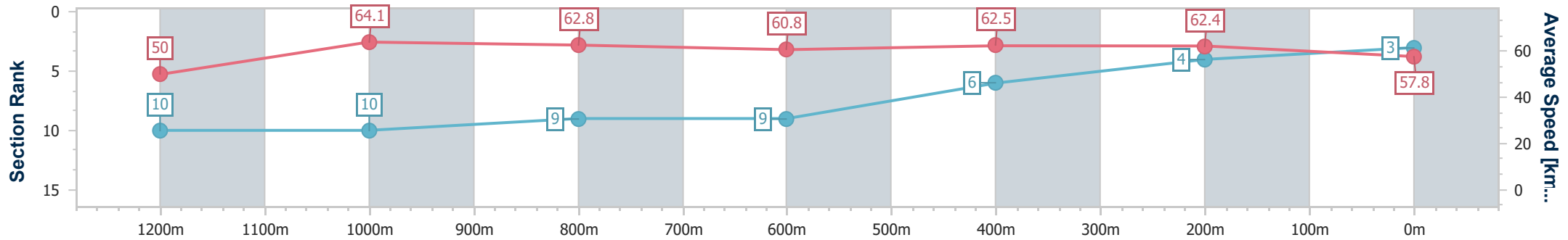
Sunshine Coast QLD Professional
 Race 8: VISIT MAROOCHY SURF CLUB Colts, Geldings & Entires BENCHMARK 58 Handicap - 1400m



06 November 2022 - 17:24

Track Rating: GOOD (4), Weather: Overcast, Rail Position: 5
 METRES ENTIRE COURSE

Section	Overall	1200m	1000m	800m	600m	400m	200m
Section Times	1:24.84 [3] (0:14.42)	1:10.42 [10] (0:11.23)	0:59.19 [10] (0:11.55)	0:47.64 [9] (0:11.95)	0:35.69 [9] (0:11.68)	0:24.01 [6] (0:11.53)	0:12.48 [4] (0:12.48)
Average Speed [km/h]	50.0	64.1	62.8	60.8	62.5	62.4	57.8
Top Speed [km/h]	64.2	65.2	63.5	62.3	63.3	63.3	61.3
Avg. Dist. to Rail [m]	6.9	3.2	2.8	1.8	2.2	4.1	4.4
Avg. Stride Freq. [Hz]	2.1	2.3	2.3	2.2	2.3	2.4	2.3
Avg. Stride Length [m]	6.5	7.6	7.6	7.5	7.5	7.4	7.1



- [] Ranking at each section and finish
- .-.- No data available at this section
- NA No data available



Horse/Jockey Name	Bellicose
Final Rank	4
Fastest Section Time (Section)	0:11.15 (1200m)
Top Speed [km/h] (Section)	67.1 (1000m)
Race State	Finished



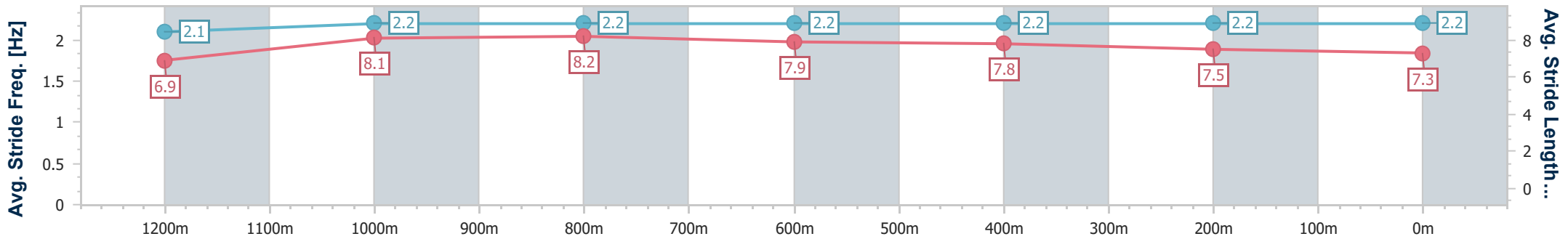
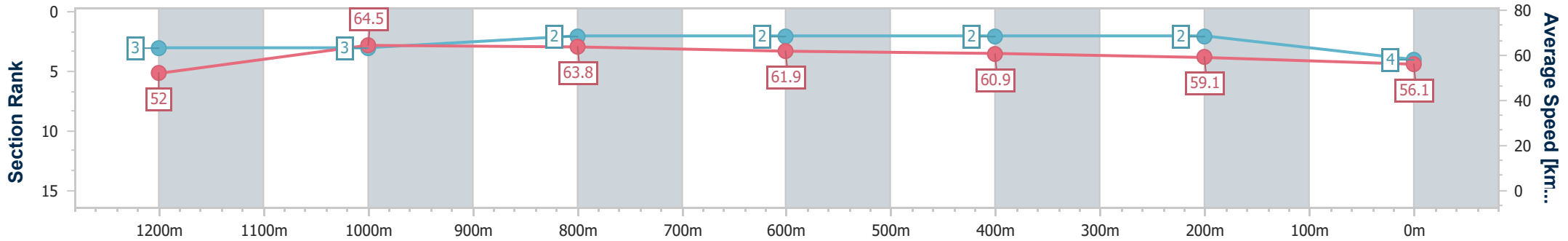
Sunshine Coast QLD Professional
 Race 8: VISIT MAROOCHY SURF CLUB Colts, Geldings & Entires BENCHMARK 58 Handicap - 1400m



06 November 2022 - 17:24

Track Rating: GOOD (4), Weather: Overcast, Rail Position: 5
 METRES ENTIRE COURSE

Section	Overall	1200m	1000m	800m	600m	400m	200m
Section Times	1:24.91 [4] (0:13.86)	1:11.05 [3] (0:11.15)	0:59.90 [3] (0:11.35)	0:48.55 [2] (0:11.72)	0:36.83 [2] (0:11.80)	0:25.03 [2] (0:12.20)	0:12.83 [2] (0:12.83)
Average Speed [km/h]	52.0	64.5	63.8	61.9	60.9	59.1	56.1
Top Speed [km/h]	65.4	65.9	67.1	62.9	61.8	60.4	57.4
Avg. Dist. to Rail [m]	4.3	2.0	2.0	1.5	0.3	1.0	1.1
Avg. Stride Freq. [Hz]	2.1	2.2	2.2	2.2	2.2	2.2	2.2
Avg. Stride Length [m]	6.9	8.1	8.2	7.9	7.8	7.5	7.3



- [] Ranking at each section and finish
- .-.- No data available at this section
- NA No data available



Horse/Jockey Name	Sock'emsid
Final Rank	5
Fastest Section Time (Section)	0:10.95 (1200m)
Top Speed [km/h] (Section)	66.9 (1200m)
Race State	Finished



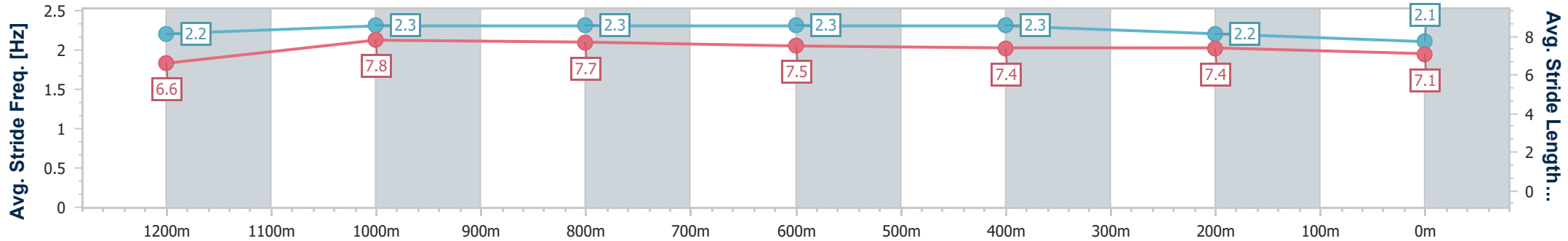
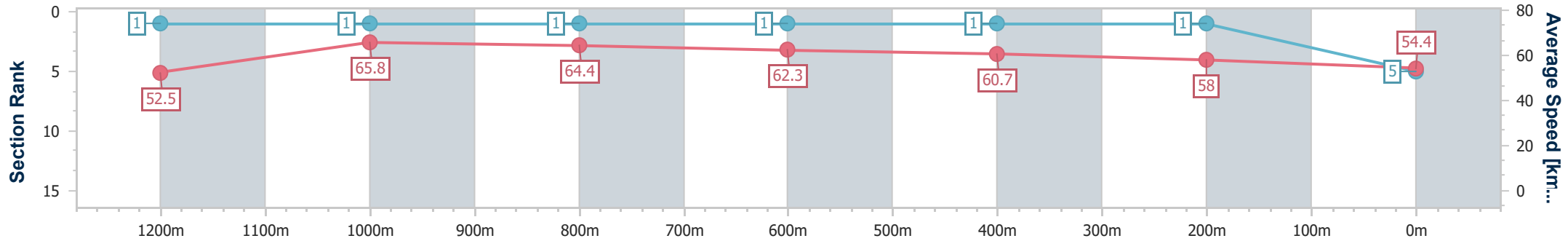
Sunshine Coast QLD Professional
 Race 8: VISIT MAROOCHY SURF CLUB Colts, Geldings & Entires BENCHMARK 58 Handicap - 1400m



06 November 2022 - 17:24

Track Rating: GOOD (4), Weather: Overcast, Rail Position: 5
 METRES ENTIRE COURSE

Section	Overall	1200m	1000m	800m	600m	400m	200m						
Section Times	1:25.06 [5] (0:13.74)	1:11.32 [1] (0:10.95)	1:00.37 [1] (0:11.25)	0:49.12 [1] (0:11.62)	0:37.50 [1] (0:11.86)	0:25.64 [1] (0:12.42)	0:13.22 [1] (0:13.22)						
Average Speed [km/h]	52.5	65.8	64.4	62.3	60.7	58.0	54.4						
Top Speed [km/h]	66.8	66.9	66.9	63.9	62.6	60.1	55.7						
Avg. Dist. to Rail [m]	11.1	3.7	1.9	1.4	0.5	0.2	0.2						
Avg. Stride Freq. [Hz]	2.2	2.3	2.3	2.3	2.3	2.2	2.1						
Avg. Stride Length [m]	6.6	7.8	7.7	7.5	7.4	7.4	7.1						



- [] Ranking at each section and finish
- .-.- No data available at this section
- NA No data available



Horse/Jockey Name	Sian Star
Final Rank	6
Fastest Section Time (Section)	0:11.29 (1200m)
Top Speed [km/h] (Section)	65.9 (1200m)
Race State	Finished



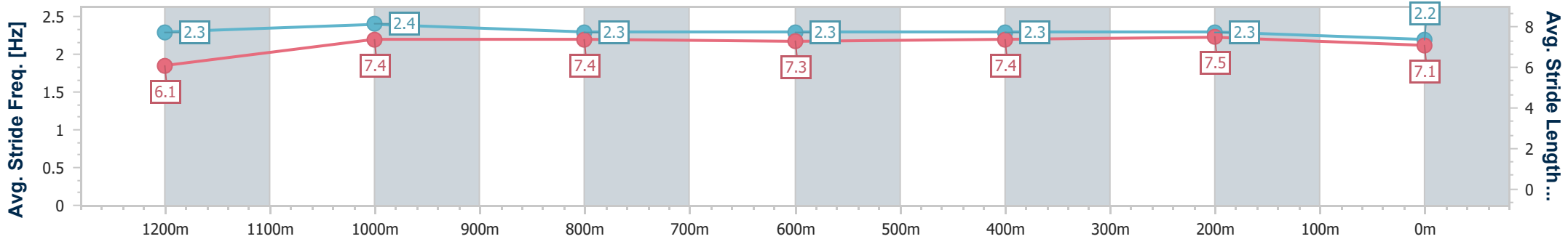
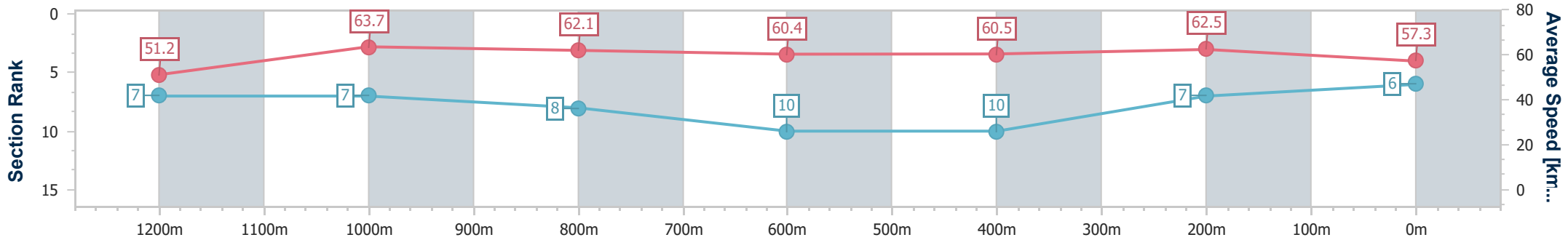
Sunshine Coast QLD Professional
 Race 8: VISIT MAROOCHY SURF CLUB Colts, Geldings & Entires BENCHMARK 58 Handicap - 1400m



06 November 2022 - 17:24

Track Rating: GOOD (4), Weather: Overcast, Rail Position: 5
 METRES ENTIRE COURSE

Section	Overall	1200m	1000m	800m	600m	400m	200m
Section Times	1:25.30 [6] (0:14.07)	1:11.23 [7] (0:11.29)	0:59.94 [7] (0:11.70)	0:48.24 [8] (0:12.15)	0:36.09 [10] (0:11.99)	0:24.10 [10] (0:11.53)	0:12.57 [7] (0:12.57)
Average Speed [km/h]	51.2	63.7	62.1	60.4	60.5	62.5	57.3
Top Speed [km/h]	63.9	65.9	63.6	62.5	63.4	63.8	61.0
Avg. Dist. to Rail [m]	5.7	3.8	3.8	3.2	1.5	2.8	7.0
Avg. Stride Freq. [Hz]	2.3	2.4	2.3	2.3	2.3	2.3	2.2
Avg. Stride Length [m]	6.1	7.4	7.4	7.3	7.4	7.5	7.1



- [] Ranking at each section and finish
- .-.- No data available at this section
- NA No data available



Horse/Jockey Name	Atlantic Royal
Final Rank	7
Fastest Section Time (Section)	0:11.44 (1200m)
Top Speed [km/h] (Section)	64.7 (1200m)
Race State	Finished



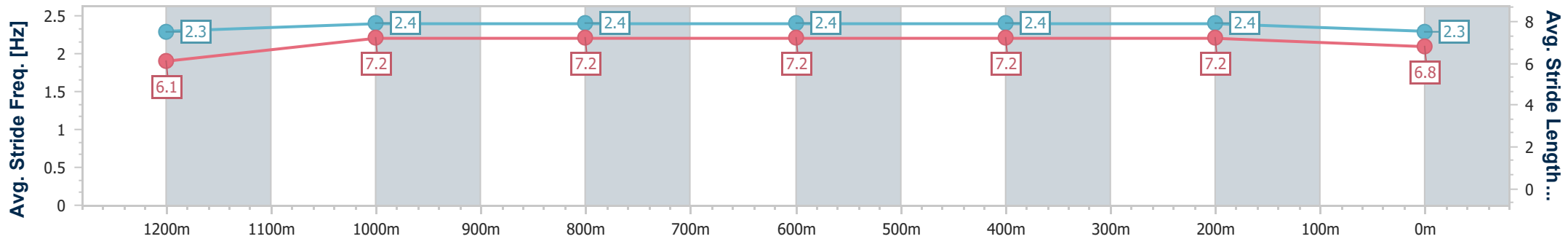
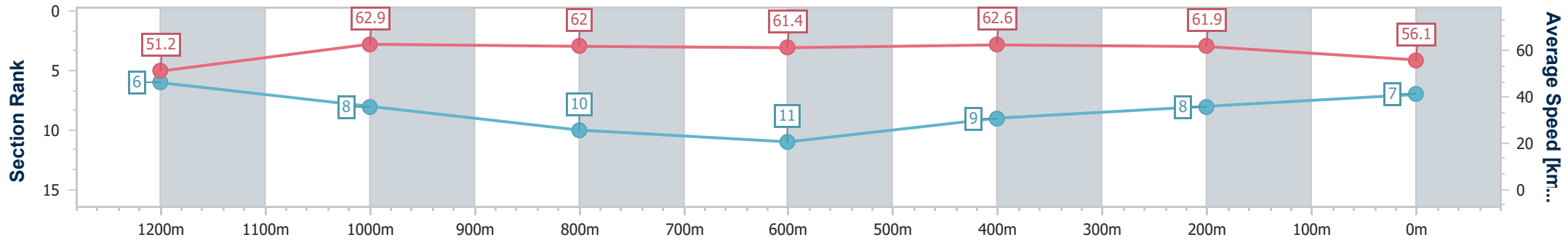
Sunshine Coast QLD Professional
 Race 8: VISIT MAROOCHY SURF CLUB Colts, Geldings & Entires BENCHMARK 58 Handicap - 1400m



06 November 2022 - 17:24

Track Rating: GOOD (4), Weather: Overcast, Rail Position: 5
 METRES ENTIRE COURSE

Section	Overall	1200m	1000m	800m	600m	400m	200m
Section Times	1:25.61 [7] (0:14.07)	1:11.54 [6] (0:11.44)	1:00.10 [8] (0:11.74)	0:48.36 [10] (0:12.07)	0:36.29 [11] (0:11.83)	0:24.46 [9] (0:11.63)	0:12.83 [8] (0:12.83)
Average Speed [km/h]	51.2	62.9	62.0	61.4	62.6	61.9	56.1
Top Speed [km/h]	64.0	64.7	63.0	62.4	64.1	63.5	60.0
Avg. Dist. to Rail [m]	8.2	4.0	3.8	5.0	4.9	6.1	8.7
Avg. Stride Freq. [Hz]	2.3	2.4	2.4	2.4	2.4	2.4	2.3
Avg. Stride Length [m]	6.1	7.2	7.2	7.2	7.2	7.2	6.8



- [] Ranking at each section and finish
- .-.- No data available at this section
- NA No data available



Horse/Jockey Name	California Zim Zim
Final Rank	8
Fastest Section Time (Section)	0:11.17 (1200m)
Top Speed [km/h] (Section)	65.7 (1200m)
Race State	Finished



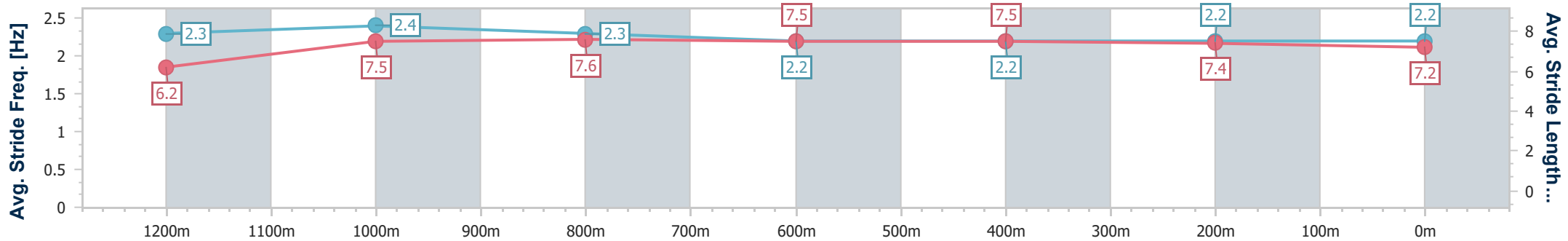
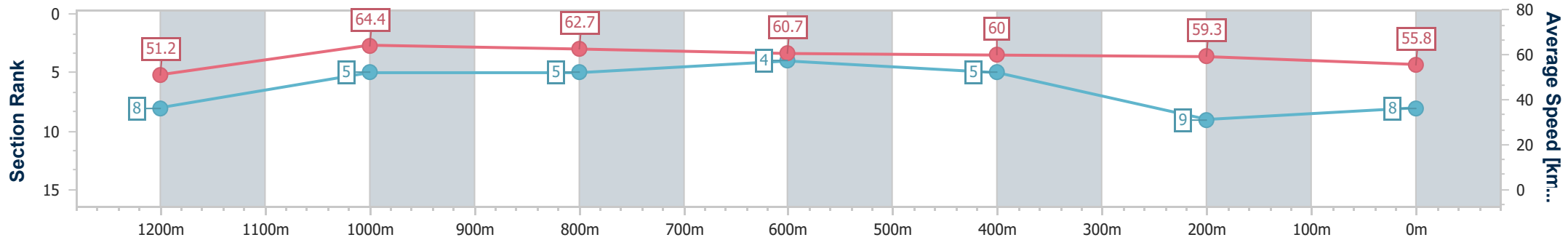
Sunshine Coast QLD Professional
 Race 8: VISIT MAROOCHY SURF CLUB Colts, Geldings & Entires BENCHMARK 58 Handicap - 1400m



06 November 2022 - 17:24

Track Rating: GOOD (4), Weather: Overcast, Rail Position: 5
 METRES ENTIRE COURSE

Section	Overall	1200m	1000m	800m	600m	400m	200m
Section Times	1:25.84 [8] (0:14.08)	1:11.76 [8] (0:11.17)	1:00.59 [5] (0:11.54)	0:49.05 [5] (0:11.98)	0:37.07 [4] (0:12.03)	0:25.04 [5] (0:12.15)	0:12.89 [9] (0:12.89)
Average Speed [km/h]	51.2	64.4	62.7	60.7	60.0	59.3	55.8
Top Speed [km/h]	64.3	65.7	63.7	61.5	60.6	60.7	57.2
Avg. Dist. to Rail [m]	3.4	2.2	2.2	1.5	0.5	0.9	3.7
Avg. Stride Freq. [Hz]	2.3	2.4	2.3	2.2	2.2	2.2	2.2
Avg. Stride Length [m]	6.2	7.5	7.6	7.5	7.5	7.4	7.2



- [] Ranking at each section and finish
- .-.- No data available at this section
- NA No data available



Horse/Jockey Name	Burlesy
Final Rank	9
Fastest Section Time (Section)	0:11.09 (1200m)
Top Speed [km/h] (Section)	65.5 (Overall)
Race State	Finished



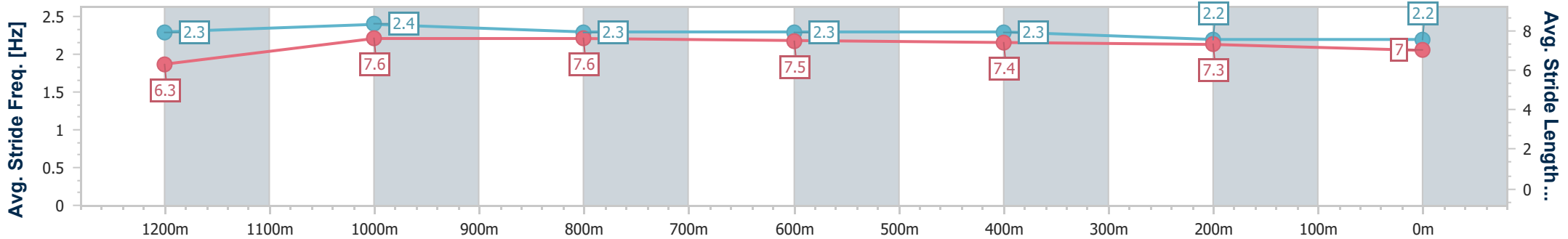
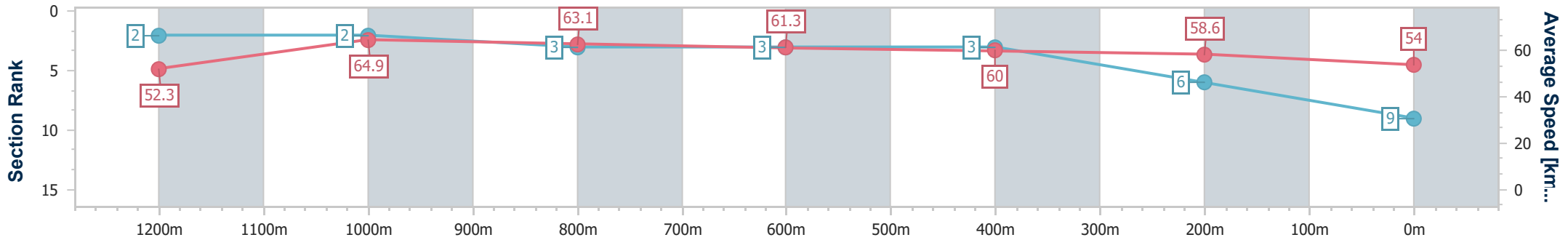
Sunshine Coast QLD Professional
 Race 8: VISIT MAROOCHY SURF CLUB Colts, Geldings & Entires BENCHMARK 58 Handicap - 1400m



06 November 2022 - 17:24

Track Rating: GOOD (4), Weather: Overcast, Rail Position: 5
 METRES ENTIRE COURSE

Section	Overall	1200m	1000m	800m	600m	400m	200m
Section Times	1:25.89 [9] (0:13.79)	1:12.10 [2] (0:11.09)	1:01.01 [2] (0:11.50)	0:49.51 [3] (0:11.90)	0:37.61 [3] (0:12.00)	0:25.61 [3] (0:12.27)	0:13.34 [6] (0:13.34)
Average Speed [km/h]	52.3	64.9	63.1	61.3	60.0	58.6	54.0
Top Speed [km/h]	65.5	65.3	64.2	62.2	60.6	60.3	56.7
Avg. Dist. to Rail [m]	7.5	3.5	2.8	2.2	0.8	0.5	0.3
Avg. Stride Freq. [Hz]	2.3	2.4	2.3	2.3	2.3	2.2	2.2
Avg. Stride Length [m]	6.3	7.6	7.6	7.5	7.4	7.3	7.0



- [] Ranking at each section and finish
- .-.- No data available at this section
- NA No data available



Horse/Jockey Name	Bambalam
Final Rank	10
Fastest Section Time (Section)	0:11.11 (1200m)
Top Speed [km/h] (Section)	66.6 (1200m)
Race State	Finished



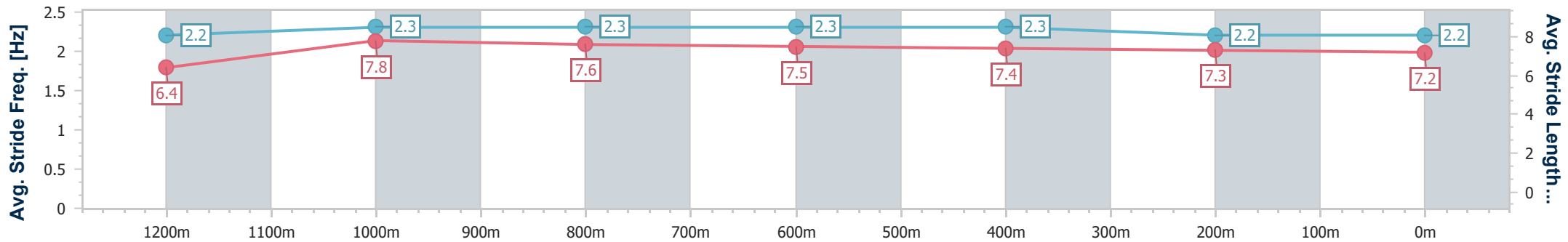
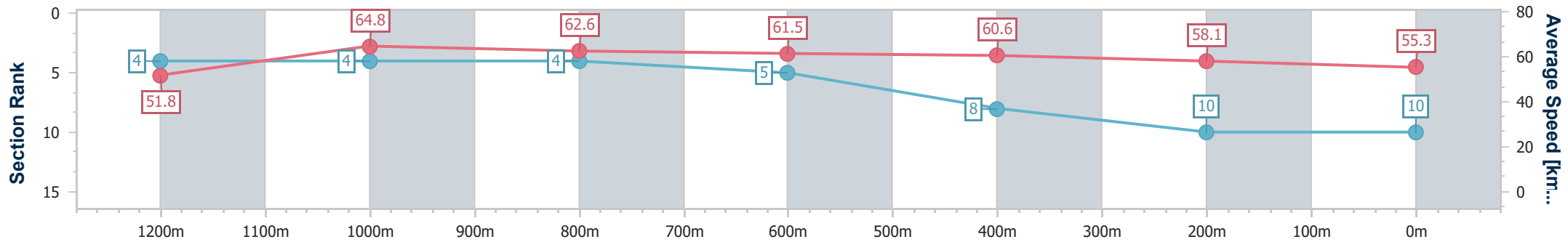
Sunshine Coast QLD Professional
 Race 8: VISIT MAROOCHY SURF CLUB Colts, Geldings & Entires BENCHMARK 58 Handicap - 1400m



06 November 2022 - 17:24

Track Rating: GOOD (4), Weather: Overcast, Rail Position: 5
 METRES ENTIRE COURSE

Section	Overall	1200m	1000m	800m	600m	400m	200m
Section Times	1:26.31 [10] (0:13.91)	1:12.40 [4] (0:11.11)	1:01.29 [4] (0:11.70)	0:49.59 [4] (0:12.12)	0:37.47 [5] (0:12.04)	0:25.43 [8] (0:12.41)	0:13.02 [10] (0:13.02)
Average Speed [km/h]	51.8	64.8	62.6	61.5	60.6	58.1	55.3
Top Speed [km/h]	64.6	66.6	64.2	62.3	61.7	59.9	57.3
Avg. Dist. to Rail [m]	10.1	6.7	6.5	6.0	2.5	1.9	4.7
Avg. Stride Freq. [Hz]	2.2	2.3	2.3	2.3	2.3	2.2	2.2
Avg. Stride Length [m]	6.4	7.8	7.6	7.5	7.4	7.3	7.2



- [] Ranking at each section and finish
- .-.- No data available at this section
- NA No data available



Horse/Jockey Name	Pamplona Lad
Final Rank	11
Fastest Section Time (Section)	0:11.19 (1200m)
Top Speed [km/h] (Section)	66.9 (1200m)
Race State	Finished



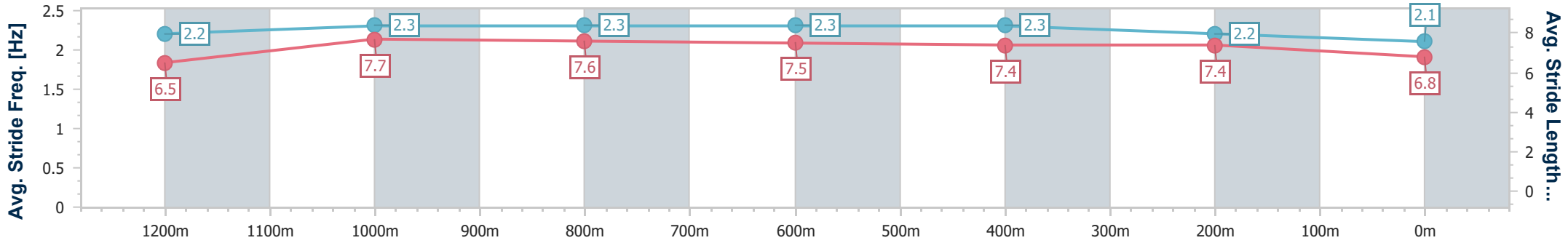
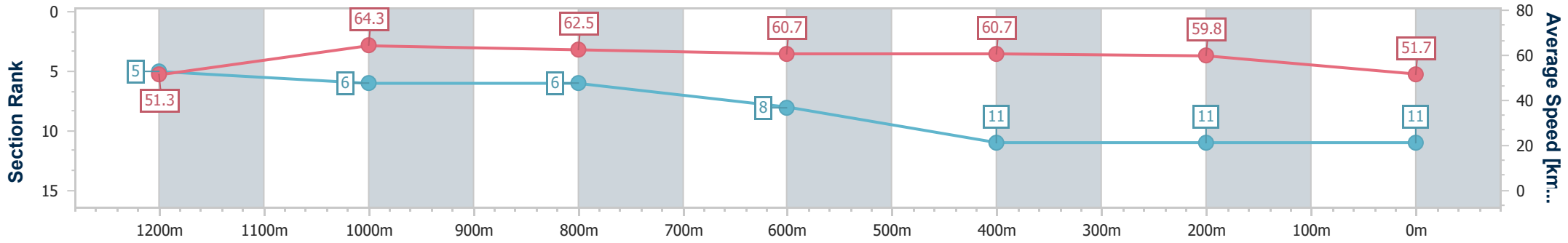
Sunshine Coast QLD Professional
 Race 8: VISIT MAROOCHY SURF CLUB Colts, Geldings & Entires BENCHMARK 58 Handicap - 1400m



06 November 2022 - 17:24

Track Rating: GOOD (4), Weather: Overcast, Rail Position: 5
 METRES ENTIRE COURSE

Section	Overall	1200m	1000m	800m	600m	400m	200m								
Section Times	1:27.29 [11] (0:14.06)	1:13.23 [5] (0:11.19)	1:02.04 [6] (0:11.65)	0:50.39 [6] (0:12.24)	0:38.15 [8] (0:12.19)	0:25.96 [11] (0:12.04)	0:13.92 [11] (0:13.92)								
Average Speed [km/h]	51.3	64.3	62.5	60.7	60.7	59.8	51.7								
Top Speed [km/h]	66.1	66.9	64.2	61.6	61.7	62.0	57.3								
Avg. Dist. to Rail [m]	5.1	3.7	4.1	5.5	4.5	4.0	6.9								
Avg. Stride Freq. [Hz]	2.2	2.3	2.3	2.3	2.3	2.2	2.1								
Avg. Stride Length [m]	6.5	7.7	7.6	7.5	7.4	7.4	6.8								



- [] Ranking at each section and finish
- .-.- No data available at this section
- NA No data available