



Sunshine Coast QLD Professional
Race 5: INNOVATIVE PLANNING SOLUTIONS QTIS Three-Year-Old
Handicap - 1000m
19 November 2022 - 14:29



Track Rating: Good 4, Weather: , Rail Position: True Entire Course

Section											Last 600m	
Field Times		Overall	800m	600m	400m	200m						
		0:56.12 (0:12.77)	0:43.35 (0:10.20)	0:33.15 (0:10.95)	0:22.20 (0:10.76)	0:11.44 (0:11.44)						0:33.15
Rank	TAB	Horse/Jockey	Barrier	Top Speed [km/h]	Fastest Section	Overall	800m	600m	400m	200m	Margin	Distance Travelled [m]
1	6	GOLDEN BOOM Ryan Maloney	8	72.9 800m	0:10.20 800m	0:56.12 [1] (0:12.77)	0:43.35 [1] (0:10.20)	0:33.15 [1] (0:10.95)	0:22.20 [1] (0:10.76)	0:11.44 [1] (0:11.44)	0:56.12	0:33.15
2	4	JOHNNY ROCKER Samantha Collett	6	72.0 Overall	0:10.46 800m	0:56.37 [2] (0:12.97)	0:43.40 [4] (0:10.46)	0:32.94 [4] (0:10.79)	0:22.15 [4] (0:10.73)	0:11.42 [3] (0:11.42)	0.25L	0:32.94 -1
3	9	HIDDEN WEALTH Stephanie Thornton	1	71.3 800m	0:10.34 800m	0:56.89 [3] (0:13.25)	0:43.64 [7] (0:10.34)	0:33.30 [7] (0:10.81)	0:22.49 [7] (0:10.81)	0:11.68 [5] (0:11.68)	0.77L	0:33.30 +0
4	3	ALL THAT PIZZAZZ James Orman	9	72.5 800m	0:10.38 800m	0:57.01 [4] (0:12.93)	0:44.08 [2] (0:10.38)	0:33.70 [2] (0:11.02)	0:22.68 [2] (0:10.81)	0:11.87 [2] (0:11.87)	0.89L	0:33.70 +1
5	7	HOOT 'N' HOLLER Angela Jones	4	69.6 800m	0:10.74 800m	0:57.03 [5] (0:13.25)	0:43.78 [8] (0:10.74)	0:33.04 [8] (0:10.84)	0:22.20 [8] (0:10.85)	0:11.35 [8] (0:11.35)	0.91L	0:33.04 +2
6	5	BURNISH GOLD Tegan Harrison	3	71.5 800m	0:10.34 800m	0:57.22 [6] (0:12.87)	0:44.35 [3] (0:10.34)	0:34.01 [3] (0:10.86)	0:23.15 [3] (0:11.09)	0:12.06 [7] (0:12.06)	1.1L	0:34.01 -1
7	2	JEMELDI Kyle Wilson-Taylor	5	70.3 800m	0:10.47 800m	0:57.35 [7] (0:13.04)	0:44.31 [5] (0:10.47)	0:33.84 [6] (0:10.77)	0:23.07 [6] (0:10.86)	0:12.21 [4] (0:12.21)	1.23L	0:33.84 +3
8	1	THELWELL Justin Stanley	2	71.8 800m	0:10.25 800m	0:57.41 [8] (0:13.26)	0:44.15 [6] (0:10.25)	0:33.90 [5] (0:10.83)	0:23.07 [5] (0:10.96)	0:12.11 [6] (0:12.11)	1.29L	0:33.90 -3

Scratched: Just Gets Better (#8)

[] Ranking at each section and finish
 -:-:- No data available at this section
 NA No data available

SCN Saddle cloth number
 DNF Did not finish
 DNT Did not track



Horse/Jockey Name	Golden Boom
Final Rank	1
Fastest Section Time (Section)	0:10.20 (800m)
Top Speed [km/h] (Section)	72.9 (800m)
Race State	Finished



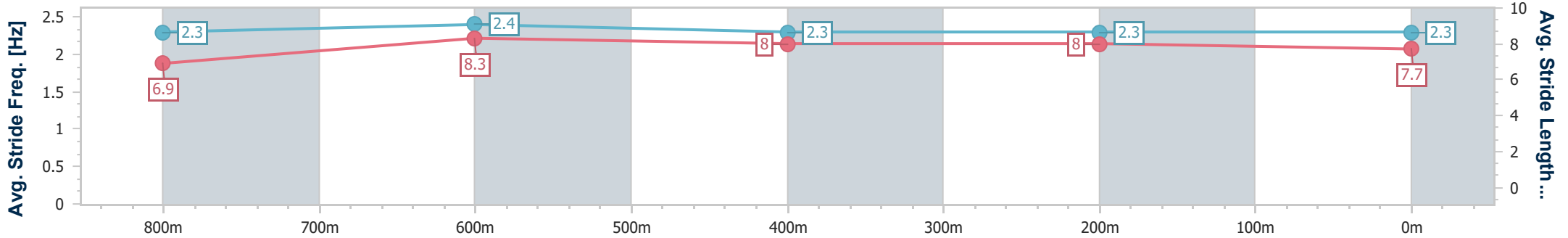
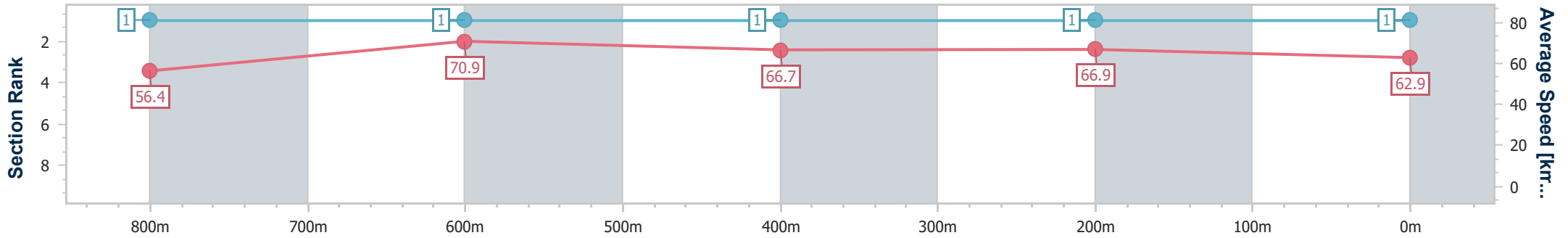
Sunshine Coast QLD Professional
Race 5: INNOVATIVE PLANNING SOLUTIONS QTIS Three-Year-Old Handicap - 1000m



19 November 2022 - 14:29

Track Rating: Good 4, Weather: , Rail Position: True Entire Course

Section	Overall	800m	600m	400m	200m
Section Times	0:56.12 [1] (0:12.77)	0:43.35 [1] (0:10.20)	0:33.15 [1] (0:10.95)	0:22.20 [1] (0:10.76)	0:11.44 [1] (0:11.44)
Average Speed [km/h]	56.4	70.9	66.7	66.9	62.9
Top Speed [km/h]	72.7	72.9	68.3	67.6	66.5
Avg. Dist. to Rail [m]	7.9	2.0	2.4	4.1	3.9
Avg. Stride Freq. [Hz]	2.3	2.4	2.3	2.3	2.3
Avg. Stride Length [m]	6.9	8.3	8.0	8.0	7.7



- [] Ranking at each section and finish
- .-.- No data available at this section
- NA No data available



Horse/Jockey Name	Johnny Rocker
Final Rank	2
Fastest Section Time (Section)	0:10.46 (800m)
Top Speed [km/h] (Section)	72.0 (Overall)
Race State	Finished



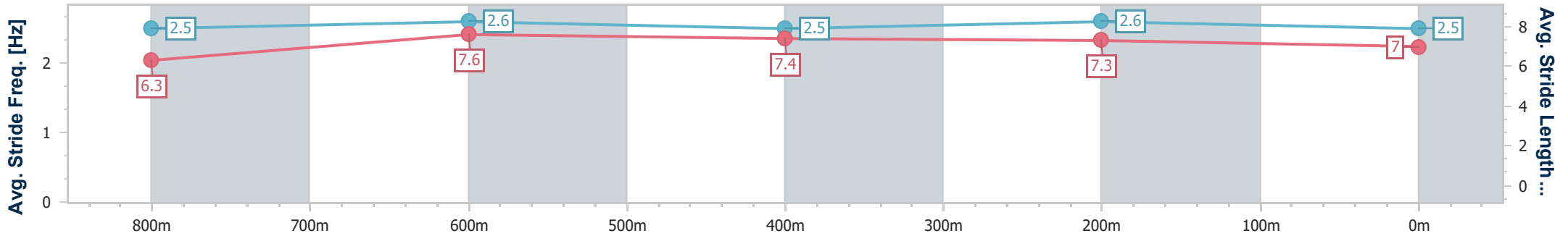
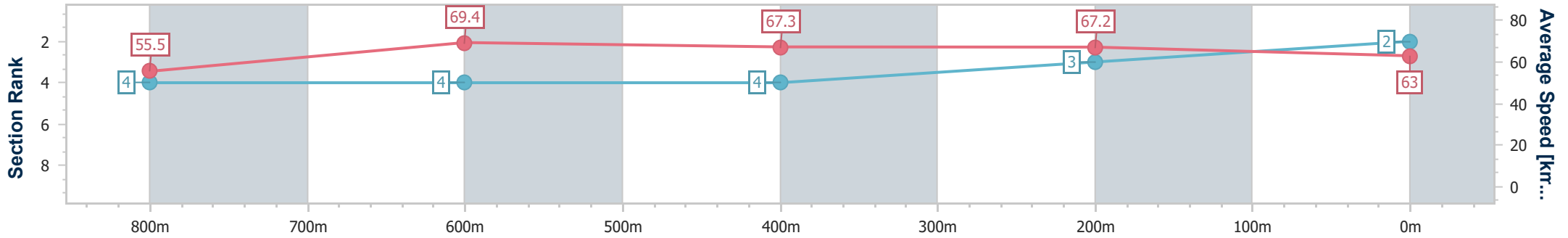
Sunshine Coast QLD Professional
 Race 5: INNOVATIVE PLANNING SOLUTIONS QTIS Three-Year-Old Handicap - 1000m



19 November 2022 - 14:29

Track Rating: Good 4, Weather: , Rail Position: True Entire Course

Section	Overall	800m	600m	400m	200m
Section Times	0:56.37 [2] (0:12.97)	0:43.40 [4] (0:10.46)	0:32.94 [4] (0:10.79)	0:22.15 [4] (0:10.73)	0:11.42 [3] (0:11.42)
Average Speed [km/h]	55.5	69.4	67.3	67.2	63.0
Top Speed [km/h]	72.0	72.0	69.2	68.6	66.3
Avg. Dist. to Rail [m]	7.6	3.2	1.3	4.3	4.9
Avg. Stride Freq. [Hz]	2.5	2.6	2.5	2.6	2.5
Avg. Stride Length [m]	6.3	7.6	7.4	7.3	7.0



- [] Ranking at each section and finish
- .-.- No data available at this section
- NA No data available



Horse/Jockey Name	Hidden Wealth
Final Rank	3
Fastest Section Time (Section)	0:10.34 (800m)
Top Speed [km/h] (Section)	71.3 (800m)
Race State	Finished



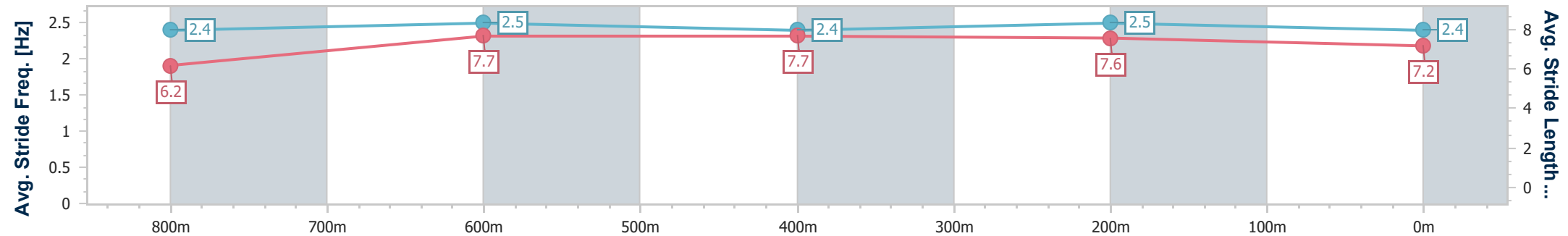
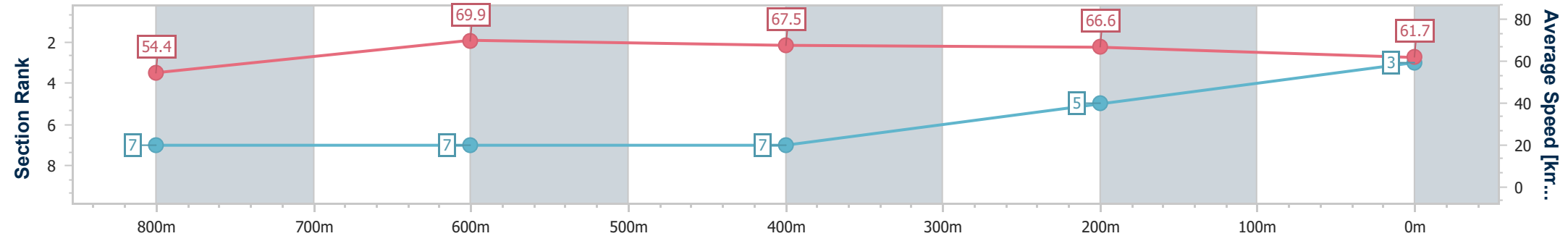
Sunshine Coast QLD Professional
Race 5: INNOVATIVE PLANNING SOLUTIONS QTIS Three-Year-Old Handicap - 1000m



19 November 2022 - 14:29

Track Rating: Good 4, Weather: , Rail Position: True Entire Course

Section	Overall	800m	600m	400m	200m
Section Times	0:56.89 [3] (0:13.25)	0:43.64 [7] (0:10.34)	0:33.30 [7] (0:10.81)	0:22.49 [7] (0:10.81)	0:11.68 [5] (0:11.68)
Average Speed [km/h]	54.4	69.9	67.5	66.6	61.7
Top Speed [km/h]	70.3	71.3	69.4	67.6	64.9
Avg. Dist. to Rail [m]	2.3	1.2	2.2	4.6	4.5
Avg. Stride Freq. [Hz]	2.4	2.5	2.4	2.5	2.4
Avg. Stride Length [m]	6.2	7.7	7.7	7.6	7.2



- [] Ranking at each section and finish
- .-.- No data available at this section
- NA No data available



Horse/Jockey Name	All That Pizzazz
Final Rank	4
Fastest Section Time (Section)	0:10.38 (800m)
Top Speed [km/h] (Section)	72.5 (800m)
Race State	Finished



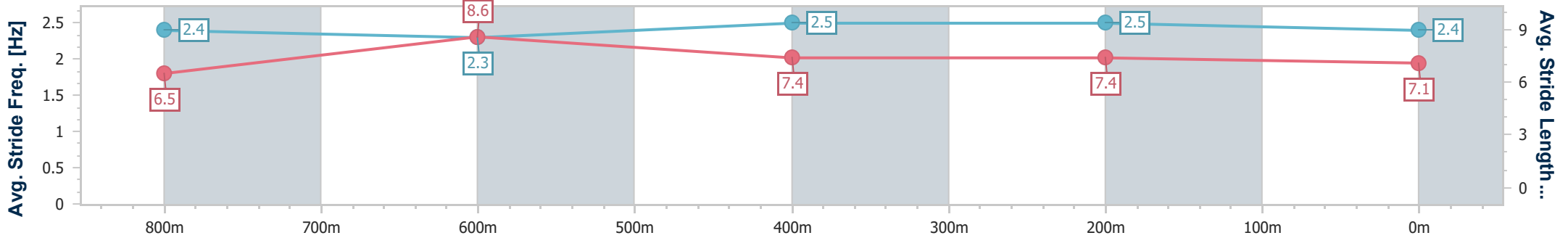
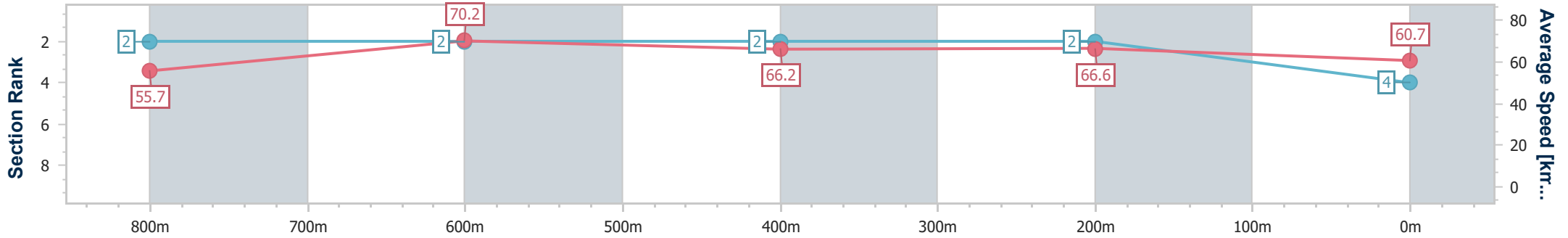
Sunshine Coast QLD Professional
 Race 5: INNOVATIVE PLANNING SOLUTIONS QTIS Three-Year-
 Old Handicap - 1000m



19 November 2022 - 14:29

Track Rating: Good 4, Weather: , Rail Position: True Entire Course

Section	Overall	800m	600m	400m	200m
Section Times	0:57.01 [4] (0:12.93)	0:44.08 [2] (0:10.38)	0:33.70 [2] (0:11.02)	0:22.68 [2] (0:10.81)	0:11.87 [2] (0:11.87)
Average Speed [km/h]	55.7	70.2	66.2	66.6	60.7
Top Speed [km/h]	72.0	72.5	67.8	67.4	64.6
Avg. Dist. to Rail [m]	9.4	3.9	2.3	4.6	4.7
Avg. Stride Freq. [Hz]	2.4	2.3	2.5	2.5	2.4
Avg. Stride Length [m]	6.5	8.6	7.4	7.4	7.1



- [] Ranking at each section and finish
- .-.- No data available at this section
- NA No data available



Horse/Jockey Name	Hoot 'N' Holler
Final Rank	5
Fastest Section Time (Section)	0:10.74 (800m)
Top Speed [km/h] (Section)	69.6 (800m)
Race State	Finished



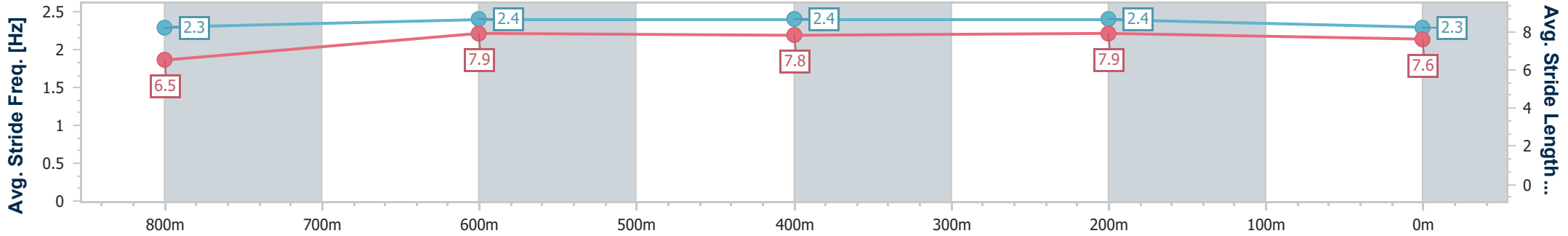
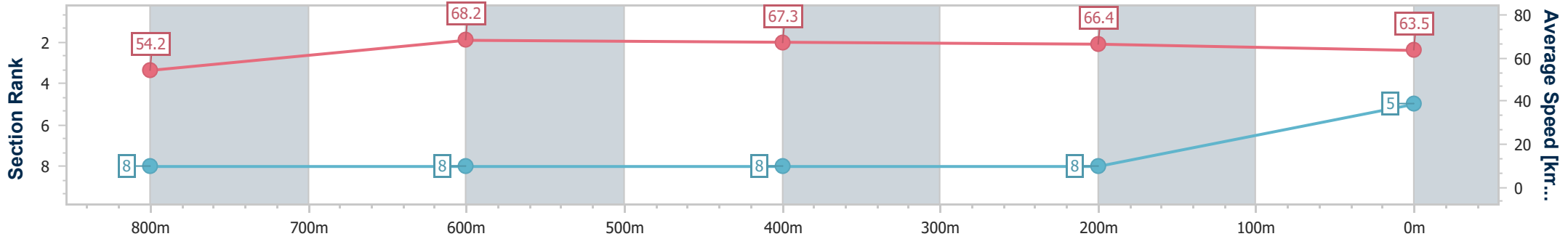
Sunshine Coast QLD Professional
 Race 5: INNOVATIVE PLANNING SOLUTIONS QTIS Three-Year-Old Handicap - 1000m



19 November 2022 - 14:29

Track Rating: Good 4, Weather: , Rail Position: True Entire Course

Section	Overall	800m	600m	400m	200m
Section Times	0:57.03 [5] (0:13.25)	0:43.78 [8] (0:10.74)	0:33.04 [8] (0:10.84)	0:22.20 [8] (0:10.85)	0:11.35 [8] (0:11.35)
Average Speed [km/h]	54.2	68.2	67.3	66.4	63.5
Top Speed [km/h]	68.4	69.6	69.3	67.4	65.5
Avg. Dist. to Rail [m]	5.9	4.9	2.2	5.9	7.8
Avg. Stride Freq. [Hz]	2.3	2.4	2.4	2.4	2.3
Avg. Stride Length [m]	6.5	7.9	7.8	7.9	7.6



- [] Ranking at each section and finish
- .-.-.- No data available at this section
- NA No data available



Horse/Jockey Name	Burnish Gold
Final Rank	6
Fastest Section Time (Section)	0:10.34 (800m)
Top Speed [km/h] (Section)	71.5 (800m)
Race State	Finished



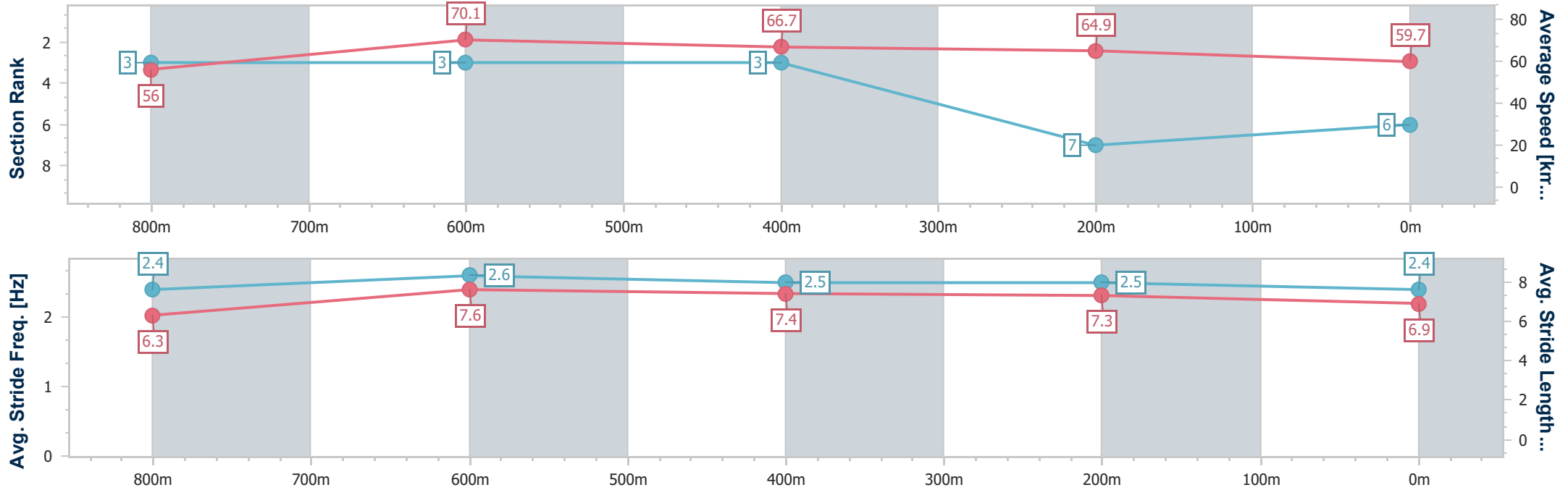
Sunshine Coast QLD Professional
 Race 5: INNOVATIVE PLANNING SOLUTIONS QTIS Three-Year-Old Handicap - 1000m



19 November 2022 - 14:29

Track Rating: Good 4, Weather: , Rail Position: True Entire Course

Section	Overall	800m	600m	400m	200m
Section Times	0:57.22 [6] (0:12.87)	0:44.35 [3] (0:10.34)	0:34.01 [3] (0:10.86)	0:23.15 [3] (0:11.09)	0:12.06 [7] (0:12.06)
Average Speed [km/h]	56.0	70.1	66.7	64.9	59.7
Top Speed [km/h]	71.2	71.5	68.2	66.0	64.3
Avg. Dist. to Rail [m]	4.8	2.5	0.8	1.4	1.6
Avg. Stride Freq. [Hz]	2.4	2.6	2.5	2.5	2.4
Avg. Stride Length [m]	6.3	7.6	7.4	7.3	6.9



- [] Ranking at each section and finish
- .-.- No data available at this section
- NA No data available



Horse/Jockey Name	Jemeldi
Final Rank	7
Fastest Section Time (Section)	0:10.47 (800m)
Top Speed [km/h] (Section)	70.3 (800m)
Race State	Finished



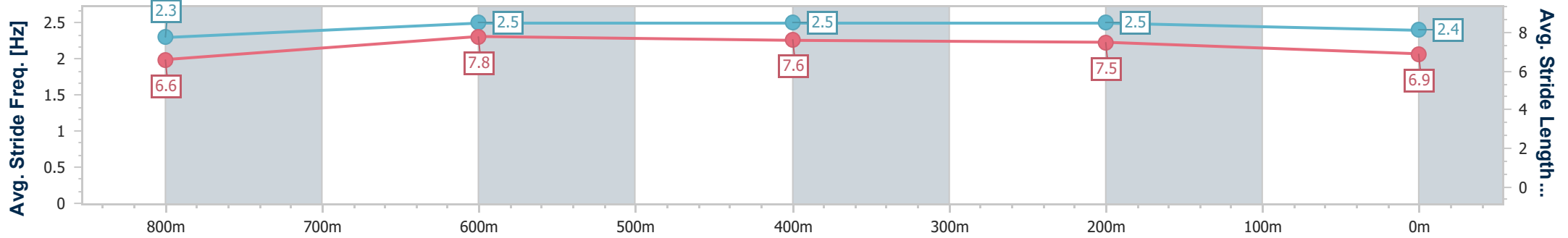
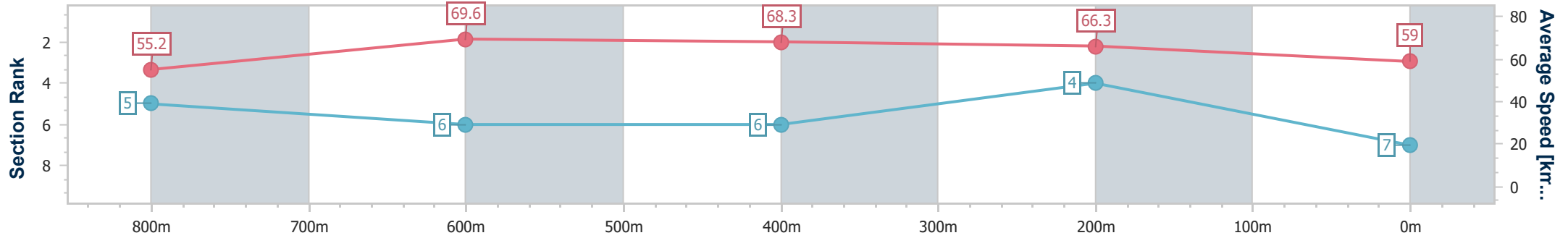
Sunshine Coast QLD Professional
 Race 5: INNOVATIVE PLANNING SOLUTIONS QTIS Three-Year-Old Handicap - 1000m



19 November 2022 - 14:29

Track Rating: Good 4, Weather: , Rail Position: True Entire Course

Section	Overall	800m	600m	400m	200m
Section Times	0:57.35 [7] (0:13.04)	0:44.31 [5] (0:10.47)	0:33.84 [6] (0:10.77)	0:23.07 [6] (0:10.86)	0:12.21 [4] (0:12.21)
Average Speed [km/h]	55.2	69.6	68.3	66.3	59.0
Top Speed [km/h]	69.7	70.3	69.4	68.3	63.4
Avg. Dist. to Rail [m]	6.3	3.6	3.4	4.7	5.6
Avg. Stride Freq. [Hz]	2.3	2.5	2.5	2.5	2.4
Avg. Stride Length [m]	6.6	7.8	7.6	7.5	6.9



- [] Ranking at each section and finish
- .-.- No data available at this section
- NA No data available



Horse/Jockey Name	Thelwell
Final Rank	8
Fastest Section Time (Section)	0:10.25 (800m)
Top Speed [km/h] (Section)	71.8 (800m)
Race State	Finished



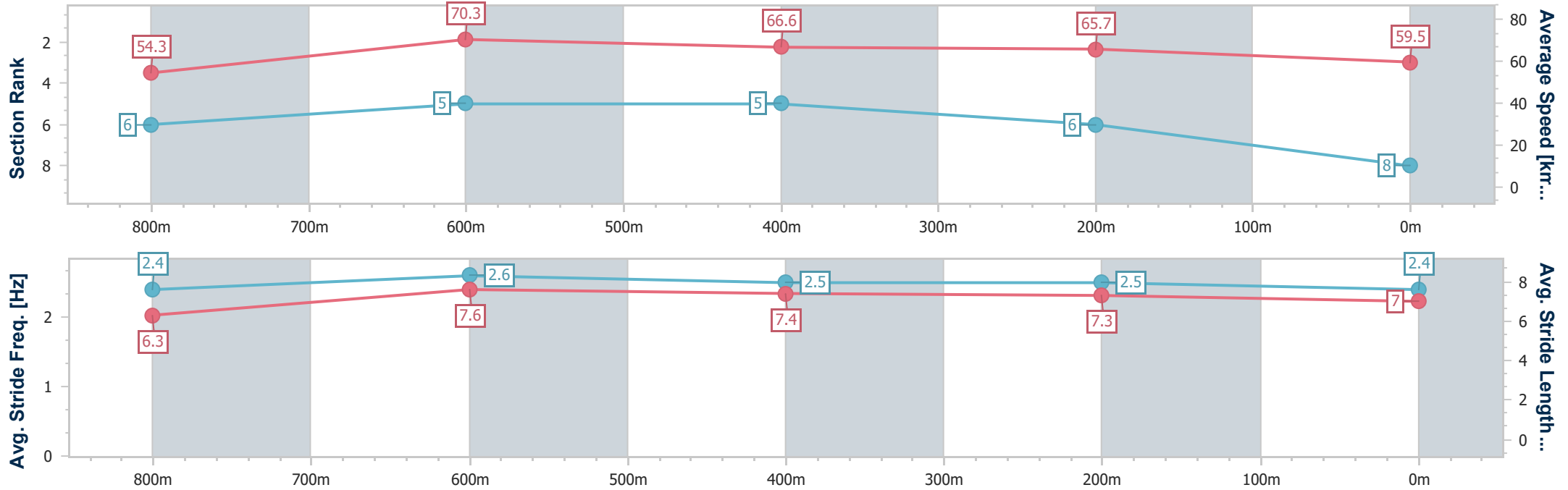
Sunshine Coast QLD Professional
Race 5: INNOVATIVE PLANNING SOLUTIONS QTIS Three-Year-Old Handicap - 1000m



19 November 2022 - 14:29

Track Rating: Good 4, Weather: , Rail Position: True Entire Course

Section	Overall	800m	600m	400m	200m
Section Times	0:57.41 [8] (0:13.26)	0:44.15 [6] (0:10.25)	0:33.90 [5] (0:10.83)	0:23.07 [5] (0:10.96)	0:12.11 [6] (0:12.11)
Average Speed [km/h]	54.3	70.3	66.6	65.7	59.5
Top Speed [km/h]	71.0	71.8	69.3	66.6	64.1
Avg. Dist. to Rail [m]	1.2	0.7	0.3	2.8	3.4
Avg. Stride Freq. [Hz]	2.4	2.6	2.5	2.5	2.4
Avg. Stride Length [m]	6.3	7.6	7.4	7.3	7.0



- [] Ranking at each section and finish
- .-.- No data available at this section
- NA No data available