

Track Rating: Good 4, Weather: Fine, Rail Position: +2m Entire Course

Section											Last 600m	
Field Times		Overall	800m	600m	400m	200m						0:34.37
		0:57.62 (0:12.89)	0:44.73 (0:10.36)	0:34.37 (0:10.91)	0:23.46 (0:11.20)	0:12.26 (0:12.26)						
Rank	TAB	Horse/Jockey	Barrier	Top Speed [km/h]	Fastest Section						Margin	Distance Travelled [m]
1	9	DUBLIN DE QUO Nathan Thomas	10	71.9 800m	0:10.43 800m	0:57.62 [1] (0:13.42)	0:44.20 [9] (0:10.43)	0:33.77 [7] (0:10.99)	0:22.78 [8] (0:11.03)	0:11.75 [6] (0:11.75)	0:57.62	0:33.77
2	12	KABOOM Mark Du Plessis	2	69.9 800m	0:10.58 800m	0:57.62 [2] (0:13.26)	0:44.36 [7] (0:10.58)	0:33.78 [8] (0:10.93)	0:22.85 [7] (0:10.91)	0:11.94 [3] (0:11.94)	0L	0:33.78 -4
3	1	ALLEZ ZOU Justin Huxtable	7	70.1 800m	0:10.65 800m	0:57.69 [3] (0:13.14)	0:44.55 [5] (0:10.65)	0:33.90 [6] (0:10.88)	0:23.02 [4] (0:11.08)	0:11.94 [5] (0:11.94)	0.07L	0:33.90 -1
4	2	KEETA Tegan Harrison	4	69.5 800m	0:10.61 800m	0:57.77 [4] (0:13.53)	0:44.24 [10] (0:10.61)	0:33.63 [11] (0:10.96)	0:22.67 [11] (0:10.95)	0:11.72 [9] (0:11.72)	0.15L	0:33.63 +2
5	6	DUSTY DIAMOND Nikita Beriman	1	70.9 800m	0:10.42 800m	0:57.89 [5] (0:13.07)	0:44.82 [3] (0:10.42)	0:34.40 [3] (0:10.92)	0:23.48 [2] (0:11.20)	0:12.28 [2] (0:12.28)	0.27L	0:34.40 -5
6	11	KOKOPO KITTY Tiffani Brooker	3	71.8 800m	0:10.36 800m	0:57.90 [6] (0:12.89)	0:45.01 [1] (0:10.36)	0:34.65 [1] (0:10.91)	0:23.74 [1] (0:11.20)	0:12.54 [1] (0:12.54)	0.28L	0:34.65 -6
7	3	ALL STARS Jag Guthmann-Chester	9	69.8 800m	0:10.65 800m	0:58.00 [7] (0:13.31)	0:44.69 [8] (0:10.65)	0:34.04 [9] (0:11.06)	0:22.98 [10] (0:11.06)	0:11.92 [10] (0:11.92)	0.38L	0:34.04 +1
8	4	APPLE TART Martin Harley	6	71.3 800m	0:10.43 800m	0:58.00 [8] (0:13.66)	0:44.34 [11] (0:10.43)	0:33.91 [10] (0:10.84)	0:23.07 [9] (0:11.05)	0:12.02 [8] (0:12.02)	0.38L	0:33.91 -3
9	10	BELISTIC MAN Matthew Powell	5	70.6 800m	0:10.45 800m	0:58.38 [9] (0:12.99)	0:45.39 [2] (0:10.45)	0:34.94 [2] (0:11.07)	0:23.87 [3] (0:11.22)	0:12.65 [4] (0:12.65)	0.76L	0:34.94 -3
10	8	DEEP STATE Chris Meehan	12	71.0 800m	0:10.60 800m	0:58.40 [10] (0:13.11)	0:45.29 [4] (0:10.60)	0:34.69 [5] (0:10.93)	0:23.76 [5] (0:11.38)	0:12.38 [7] (0:12.38)	0.78L	0:34.69 +1

Scratched: Charge On (#5)



Sunshine Coast QLD Professional
Race 4: Pandanus Constructions BM65 Handicap - 1000m
 25 November 2022 - 19:39



Track Rating: Good 4, Weather: Fine, Rail Position: +2m Entire Course

Section		Overall	800m	600m	400m	200m	Last 600m					
Field Times		0:57.62 (0:12.89)	0:44.73 (0:10.36)	0:34.37 (0:10.91)	0:23.46 (0:11.20)	0:12.26 (0:12.26)	0:34.37					
Rank	TAB Horse/Jockey	Barrier	Top Speed [km/h]	Fastest Section	Margin					Distance Travelled [m]		
11	7 REFERO James Orman	8	70.8 800m	0:10.51 800m	1:00.01 [11] (0:13.17)	0:46.84 [6] (0:10.51)	0:36.33 [4] (0:10.97)	0:25.36 [6] (0:11.44)	0:13.92 [10] (0:13.92)	2.39L	0:36.33	-2

Scratched: Charge On (#5)

[] Ranking at each section and finish
 -:-:- No data available at this section
 NA No data available

SCN Saddle cloth number
 DNF Did not finish
 DNT Did not track



Horse/Jockey Name	Dublin De Quo
Final Rank	1
Fastest Section Time (Section)	0:10.43 (800m)
Top Speed [km/h] (Section)	71.9 (800m)
Race State	Finished



Sunshine Coast QLD Professional

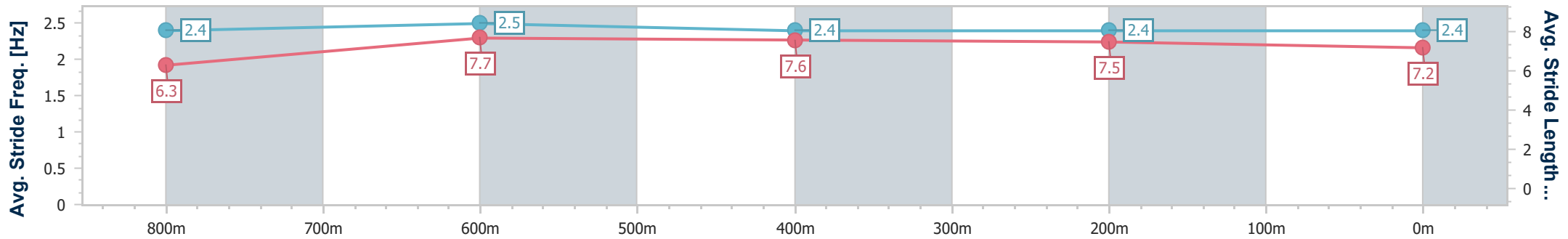
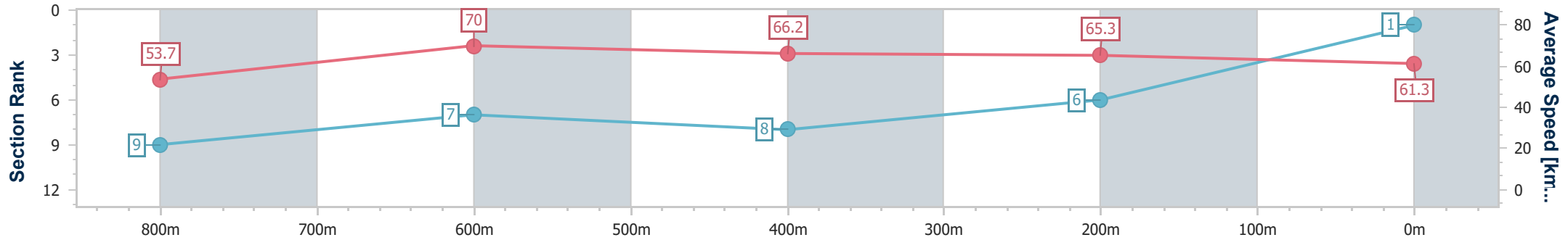
Race 4: Pandanus Constructions BM65 Handicap - 1000m



25 November 2022 - 19:39

Track Rating: Good 4, Weather: Fine, Rail Position: +2m Entire Course

Section	Overall	800m	600m	400m	200m
Section Times	0:57.62 [1] (0:13.42)	0:44.20 [9] (0:10.43)	0:33.77 [7] (0:10.99)	0:22.78 [8] (0:11.03)	0:11.75 [6] (0:11.75)
Average Speed [km/h]	53.7	70.0	66.2	65.3	61.3
Top Speed [km/h]	69.8	71.9	67.7	66.9	64.4
Avg. Dist. to Rail [m]	10.3	3.9	1.9	7.1	7.7
Avg. Stride Freq. [Hz]	2.4	2.5	2.4	2.4	2.4
Avg. Stride Length [m]	6.3	7.7	7.6	7.5	7.2



- [] Ranking at each section and finish
- .-.- No data available at this section
- NA No data available



Horse/Jockey Name	Kaboom
Final Rank	2
Fastest Section Time (Section)	0:10.58 (800m)
Top Speed [km/h] (Section)	69.9 (800m)
Race State	Finished



Sunshine Coast QLD Professional

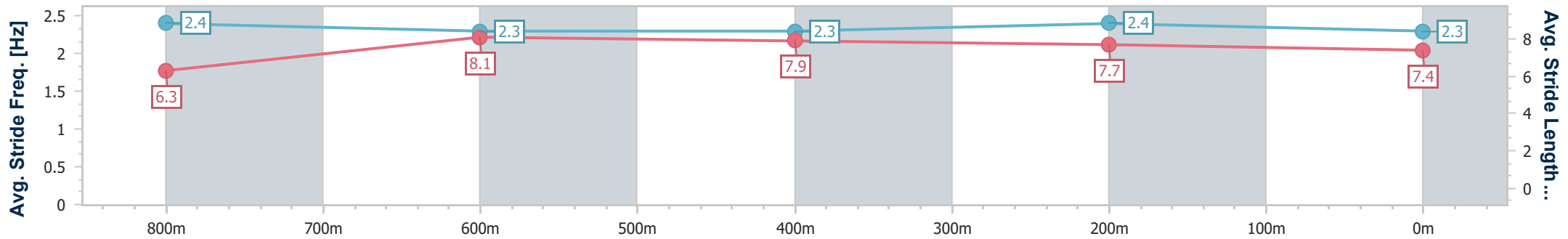
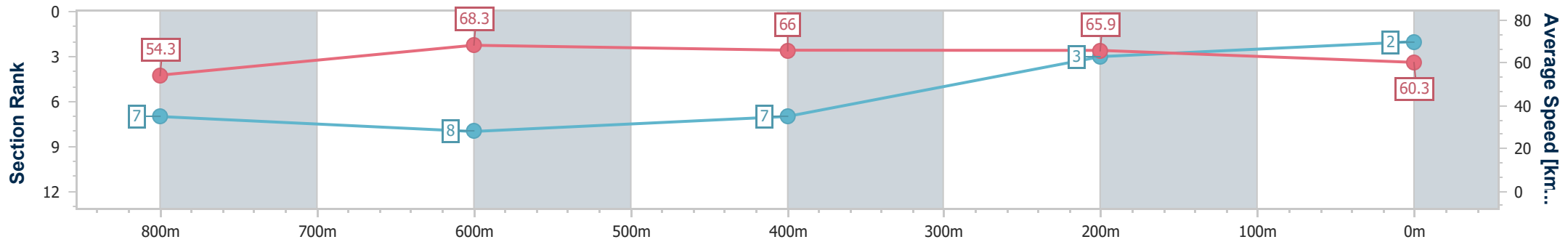
Race 4: Pandanus Constructions BM65 Handicap - 1000m



25 November 2022 - 19:39

Track Rating: Good 4, Weather: Fine, Rail Position: +2m Entire Course

Section	Overall	800m	600m	400m	200m
Section Times	0:57.62 [2] (0:13.26)	0:44.36 [7] (0:10.58)	0:33.78 [8] (0:10.93)	0:22.85 [7] (0:10.91)	0:11.94 [3] (0:11.94)
Average Speed [km/h]	54.3	68.3	66.0	65.9	60.3
Top Speed [km/h]	69.4	69.9	66.4	67.6	62.9
Avg. Dist. to Rail [m]	4.1	1.5	0.2	1.9	3.3
Avg. Stride Freq. [Hz]	2.4	2.3	2.3	2.4	2.3
Avg. Stride Length [m]	6.3	8.1	7.9	7.7	7.4



- [] Ranking at each section and finish
- .-.- No data available at this section
- NA No data available



Horse/Jockey Name	Allez Zou
Final Rank	3
Fastest Section Time (Section)	0:10.65 (800m)
Top Speed [km/h] (Section)	70.1 (800m)
Race State	Finished



Sunshine Coast QLD Professional

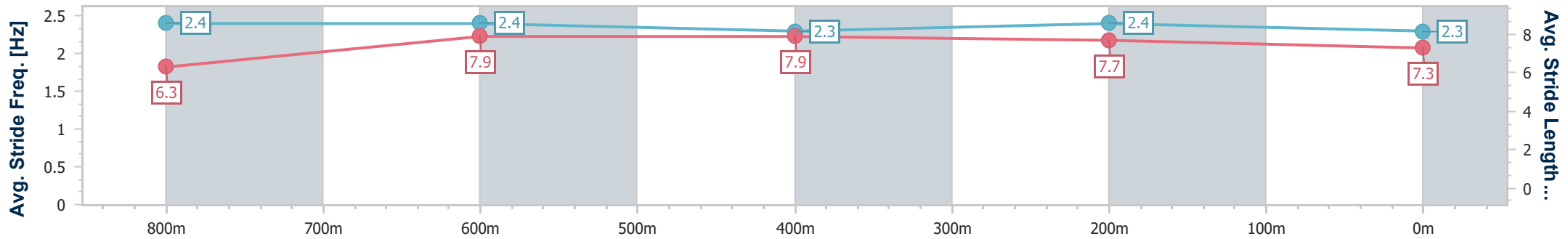
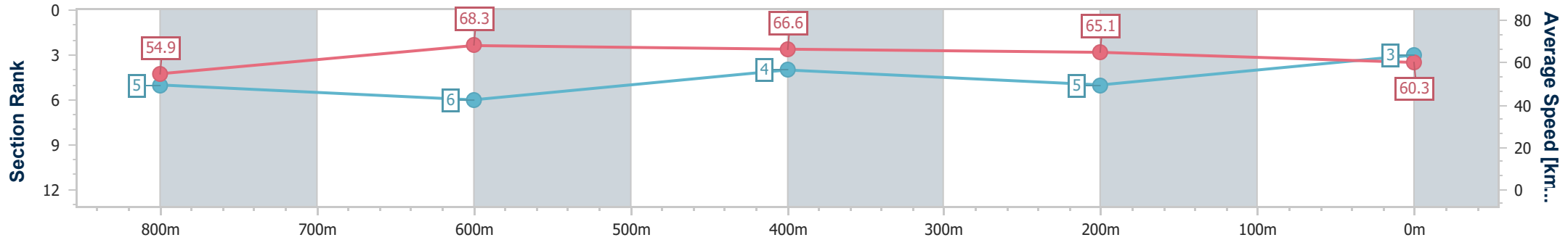
Race 4: Pandanus Constructions BM65 Handicap - 1000m



25 November 2022 - 19:39

Track Rating: Good 4, Weather: Fine, Rail Position: +2m Entire Course

Section	Overall	800m	600m	400m	200m
Section Times	0:57.69 [3] (0:13.14)	0:44.55 [5] (0:10.65)	0:33.90 [6] (0:10.88)	0:23.02 [4] (0:11.08)	0:11.94 [5] (0:11.94)
Average Speed [km/h]	54.9	68.3	66.6	65.1	60.3
Top Speed [km/h]	70.1	70.1	68.2	67.0	63.8
Avg. Dist. to Rail [m]	7.4	2.8	1.3	5.6	5.6
Avg. Stride Freq. [Hz]	2.4	2.4	2.3	2.4	2.3
Avg. Stride Length [m]	6.3	7.9	7.9	7.7	7.3



- [] Ranking at each section and finish
- .-.- No data available at this section
- NA No data available



Horse/Jockey Name	Keeta
Final Rank	4
Fastest Section Time (Section)	0:10.61 (800m)
Top Speed [km/h] (Section)	69.5 (800m)
Race State	Finished



Sunshine Coast QLD Professional

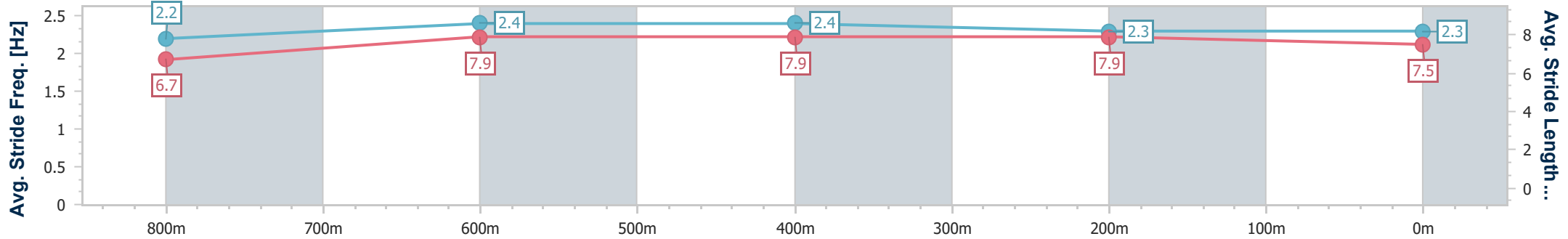
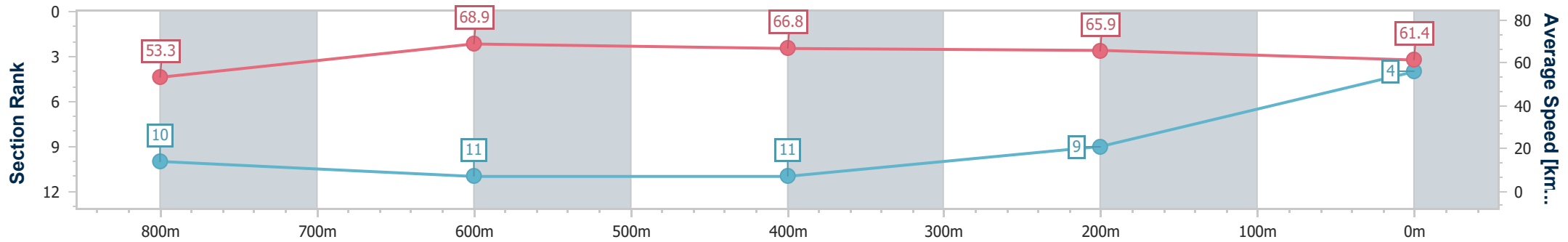
Race 4: Pandanus Constructions BM65 Handicap - 1000m



25 November 2022 - 19:39

Track Rating: Good 4, Weather: Fine, Rail Position: +2m Entire Course

Section	Overall	800m	600m	400m	200m
Section Times	0:57.77 [4] (0:13.53)	0:44.24 [10] (0:10.61)	0:33.63 [11] (0:10.96)	0:22.67 [11] (0:10.95)	0:11.72 [9] (0:11.72)
Average Speed [km/h]	53.3	68.9	66.8	65.9	61.4
Top Speed [km/h]	68.6	69.5	67.9	67.6	64.1
Avg. Dist. to Rail [m]	7.4	4.3	3.0	8.3	9.9
Avg. Stride Freq. [Hz]	2.2	2.4	2.4	2.3	2.3
Avg. Stride Length [m]	6.7	7.9	7.9	7.9	7.5



- [] Ranking at each section and finish
- .-.- No data available at this section
- NA No data available



Horse/Jockey Name	Dusty Diamond
Final Rank	5
Fastest Section Time (Section)	0:10.42 (800m)
Top Speed [km/h] (Section)	70.9 (800m)
Race State	Finished



Sunshine Coast QLD Professional

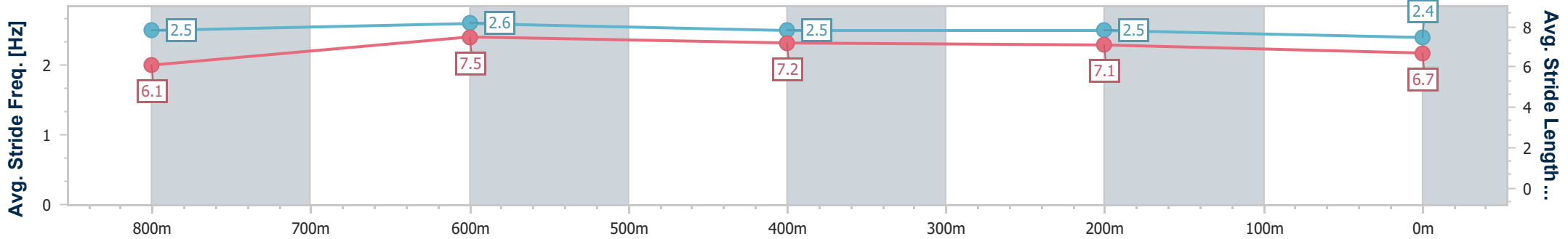
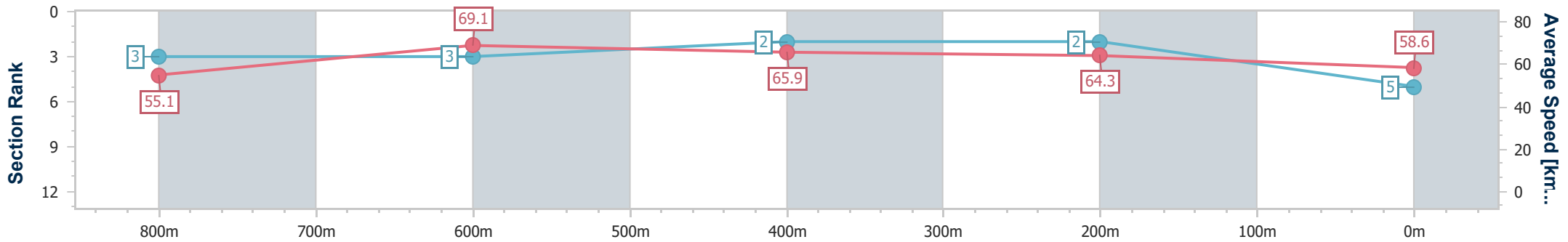
Race 4: Pandanus Constructions BM65 Handicap - 1000m



25 November 2022 - 19:39

Track Rating: Good 4, Weather: Fine, Rail Position: +2m Entire Course

Section	Overall	800m	600m	400m	200m
Section Times	0:57.89 [5] (0:13.07)	0:44.82 [3] (0:10.42)	0:34.40 [3] (0:10.92)	0:23.48 [2] (0:11.20)	0:12.28 [2] (0:12.28)
Average Speed [km/h]	55.1	69.1	65.9	64.3	58.6
Top Speed [km/h]	70.6	70.9	67.1	66.9	61.8
Avg. Dist. to Rail [m]	3.3	0.8	0.2	2.1	3.4
Avg. Stride Freq. [Hz]	2.5	2.6	2.5	2.5	2.4
Avg. Stride Length [m]	6.1	7.5	7.2	7.1	6.7



- [] Ranking at each section and finish
- .-.- No data available at this section
- NA No data available



Horse/Jockey Name	Kokopo Kitty
Final Rank	6
Fastest Section Time (Section)	0:10.36 (800m)
Top Speed [km/h] (Section)	71.8 (800m)
Race State	Finished



Sunshine Coast QLD Professional

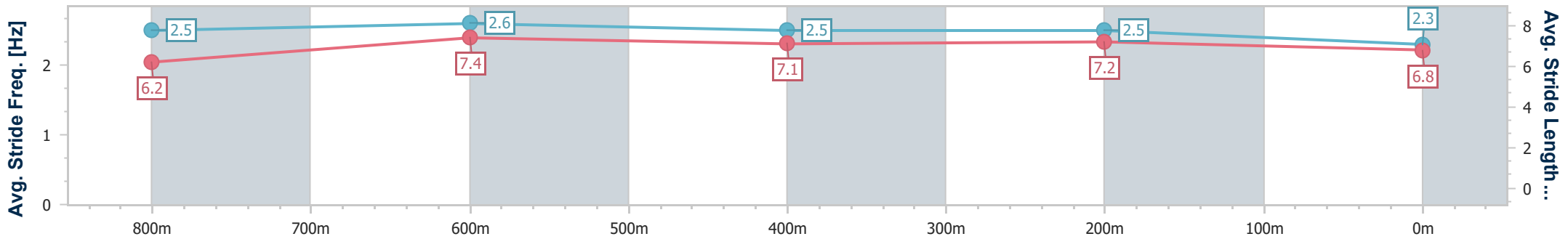
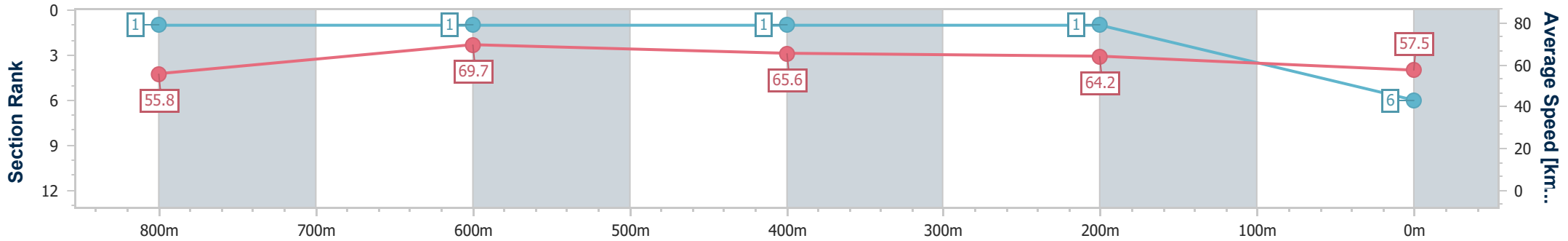
Race 4: Pandanus Constructions BM65 Handicap - 1000m



25 November 2022 - 19:39

Track Rating: Good 4, Weather: Fine, Rail Position: +2m Entire Course

Section	Overall	800m	600m	400m	200m
Section Times	0:57.90 [6] (0:12.89)	0:45.01 [1] (0:10.36)	0:34.65 [1] (0:10.91)	0:23.74 [1] (0:11.20)	0:12.54 [1] (0:12.54)
Average Speed [km/h]	55.8	69.7	65.6	64.2	57.5
Top Speed [km/h]	71.1	71.8	68.6	65.7	61.3
Avg. Dist. to Rail [m]	4.9	1.4	1.4	0.7	0.7
Avg. Stride Freq. [Hz]	2.5	2.6	2.5	2.5	2.3
Avg. Stride Length [m]	6.2	7.4	7.1	7.2	6.8



- [] Ranking at each section and finish
- .-.- No data available at this section
- NA No data available



Horse/Jockey Name	All Stars
Final Rank	7
Fastest Section Time (Section)	0:10.65 (800m)
Top Speed [km/h] (Section)	69.8 (800m)
Race State	Finished



Sunshine Coast QLD Professional

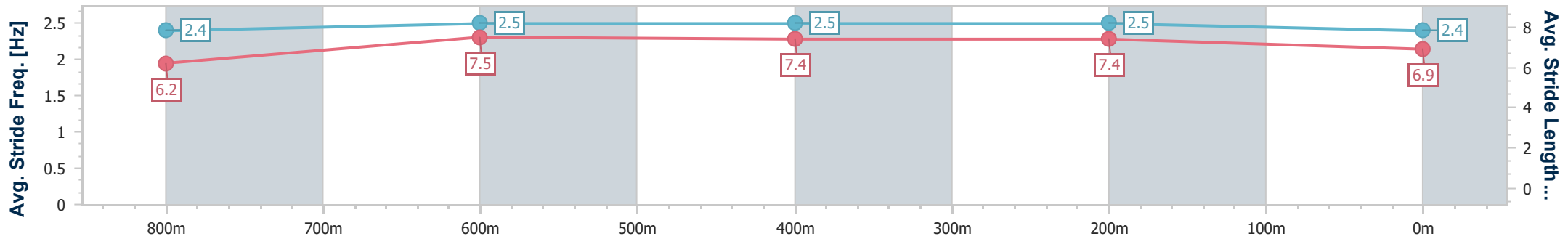
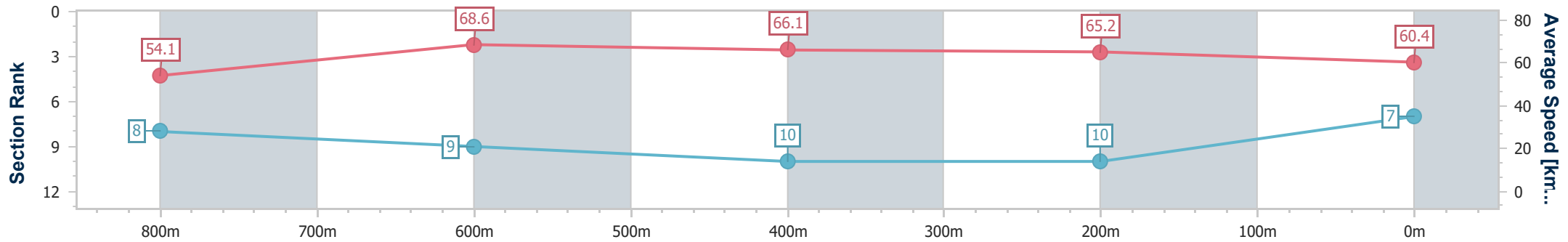
Race 4: Pandanus Constructions BM65 Handicap - 1000m



25 November 2022 - 19:39

Track Rating: Good 4, Weather: Fine, Rail Position: +2m Entire Course

Section	Overall	800m	600m	400m	200m
Section Times	0:58.00 [7] (0:13.31)	0:44.69 [8] (0:10.65)	0:34.04 [9] (0:11.06)	0:22.98 [10] (0:11.06)	0:11.92 [10] (0:11.92)
Average Speed [km/h]	54.1	68.6	66.1	65.2	60.4
Top Speed [km/h]	68.4	69.8	67.1	66.6	64.0
Avg. Dist. to Rail [m]	9.8	4.2	2.7	8.3	10.2
Avg. Stride Freq. [Hz]	2.4	2.5	2.5	2.5	2.4
Avg. Stride Length [m]	6.2	7.5	7.4	7.4	6.9



- [] Ranking at each section and finish
- .-.- No data available at this section
- NA No data available



Horse/Jockey Name	Apple Tart
Final Rank	8
Fastest Section Time (Section)	0:10.43 (800m)
Top Speed [km/h] (Section)	71.3 (800m)
Race State	Finished



Sunshine Coast QLD Professional

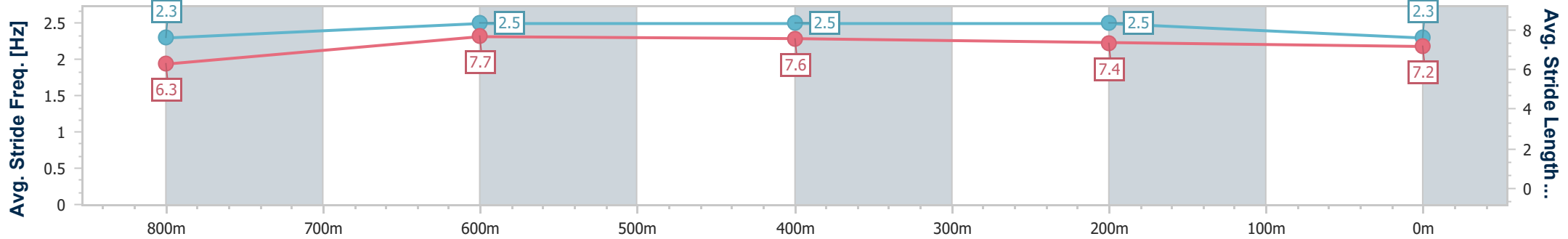
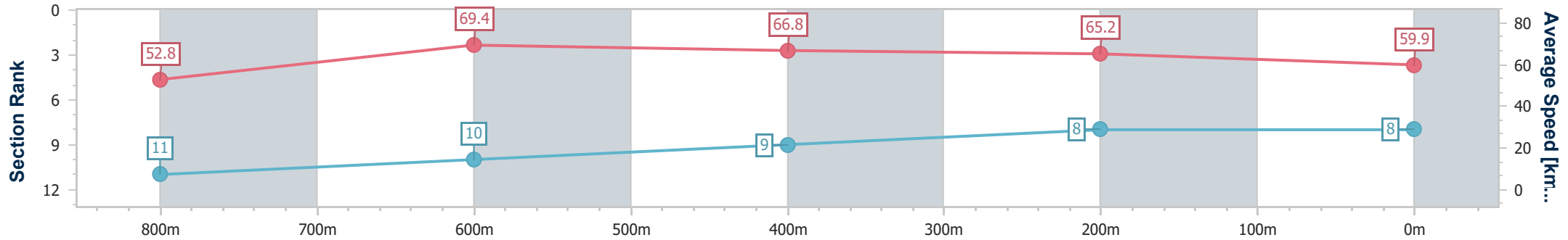
Race 4: Pandanus Constructions BM65 Handicap - 1000m



25 November 2022 - 19:39

Track Rating: Good 4, Weather: Fine, Rail Position: +2m Entire Course

Section	Overall	800m	600m	400m	200m
Section Times	0:58.00 [8] (0:13.66)	0:44.34 [11] (0:10.43)	0:33.91 [10] (0:10.84)	0:23.07 [9] (0:11.05)	0:12.02 [8] (0:12.02)
Average Speed [km/h]	52.8	69.4	66.8	65.2	59.9
Top Speed [km/h]	70.2	71.3	68.6	66.6	63.4
Avg. Dist. to Rail [m]	6.2	1.8	0.9	4.0	2.5
Avg. Stride Freq. [Hz]	2.3	2.5	2.5	2.5	2.3
Avg. Stride Length [m]	6.3	7.7	7.6	7.4	7.2



- [] Ranking at each section and finish
- .-.- No data available at this section
- NA No data available



Horse/Jockey Name	Belistic Man
Final Rank	9
Fastest Section Time (Section)	0:10.45 (800m)
Top Speed [km/h] (Section)	70.6 (800m)
Race State	Finished



Sunshine Coast QLD Professional

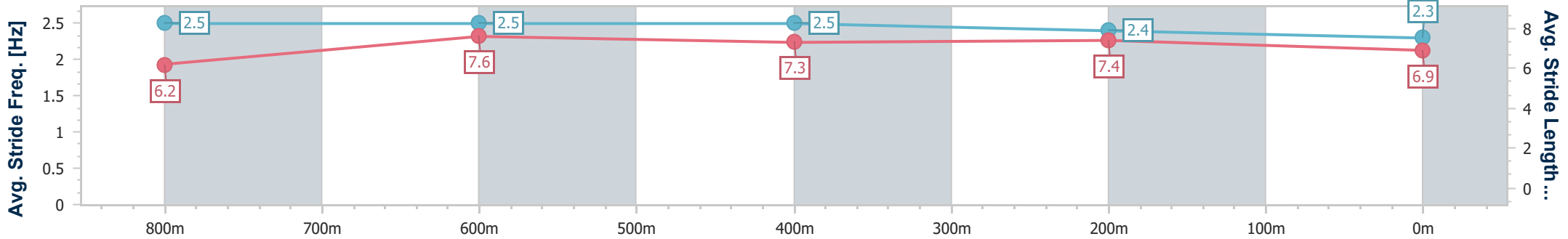
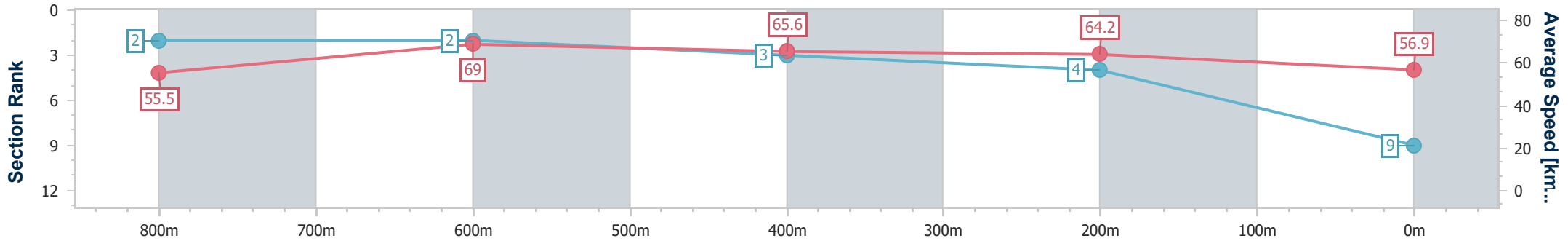
Race 4: Pandanus Constructions BM65 Handicap - 1000m



25 November 2022 - 19:39

Track Rating: Good 4, Weather: Fine, Rail Position: +2m Entire Course

Section	Overall	800m	600m	400m	200m
Section Times	0:58.38 [9] (0:12.99)	0:45.39 [2] (0:10.45)	0:34.94 [2] (0:11.07)	0:23.87 [3] (0:11.22)	0:12.65 [4] (0:12.65)
Average Speed [km/h]	55.5	69.0	65.6	64.2	56.9
Top Speed [km/h]	70.5	70.6	66.9	65.6	62.5
Avg. Dist. to Rail [m]	5.8	1.2	1.3	4.5	4.7
Avg. Stride Freq. [Hz]	2.5	2.5	2.5	2.4	2.3
Avg. Stride Length [m]	6.2	7.6	7.3	7.4	6.9



- [] Ranking at each section and finish
- .-.- No data available at this section
- NA No data available



Horse/Jockey Name	Deep State
Final Rank	10
Fastest Section Time (Section)	0:10.60 (800m)
Top Speed [km/h] (Section)	71.0 (800m)
Race State	Finished



Sunshine Coast QLD Professional

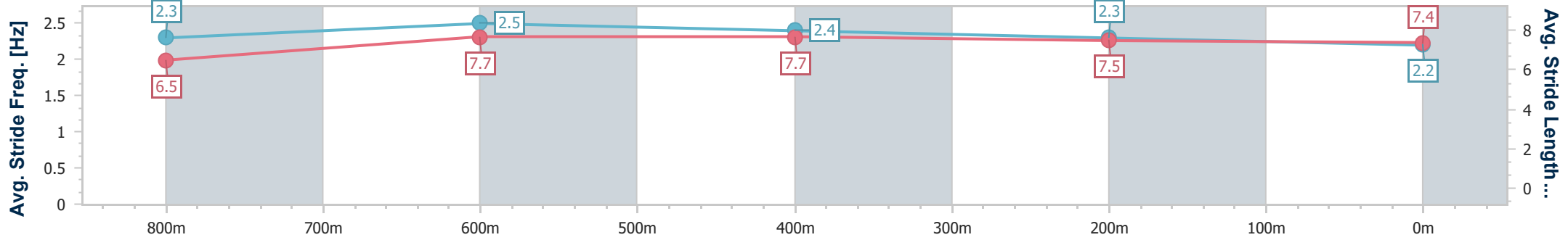
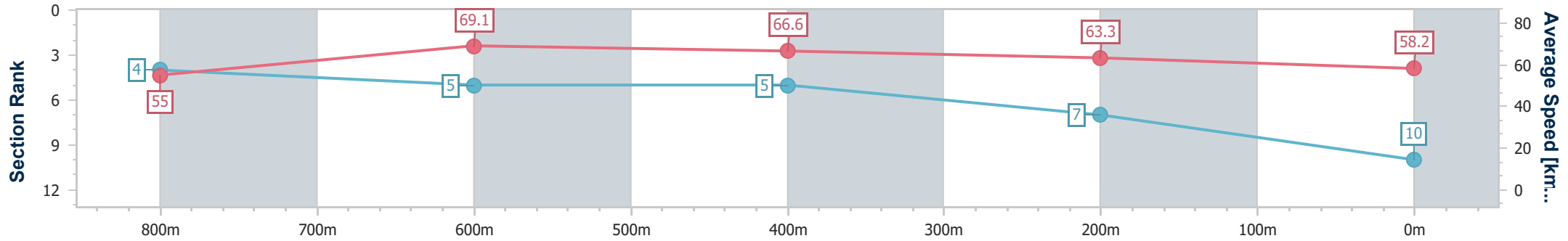
Race 4: Pandanus Constructions BM65 Handicap - 1000m



25 November 2022 - 19:39

Track Rating: Good 4, Weather: Fine, Rail Position: +2m Entire Course

Section	Overall	800m	600m	400m	200m
Section Times	0:58.40 [10] (0:13.11)	0:45.29 [4] (0:10.60)	0:34.69 [5] (0:10.93)	0:23.76 [5] (0:11.38)	0:12.38 [7] (0:12.38)
Average Speed [km/h]	55.0	69.1	66.6	63.3	58.2
Top Speed [km/h]	70.7	71.0	68.4	65.5	63.0
Avg. Dist. to Rail [m]	11.2	4.4	2.0	6.7	7.1
Avg. Stride Freq. [Hz]	2.3	2.5	2.4	2.3	2.2
Avg. Stride Length [m]	6.5	7.7	7.7	7.5	7.4



- [] Ranking at each section and finish
- .-.- No data available at this section
- NA No data available



Horse/Jockey Name	Refero
Final Rank	11
Fastest Section Time (Section)	0:10.51 (800m)
Top Speed [km/h] (Section)	70.8 (800m)
Race State	Finished



Sunshine Coast QLD Professional

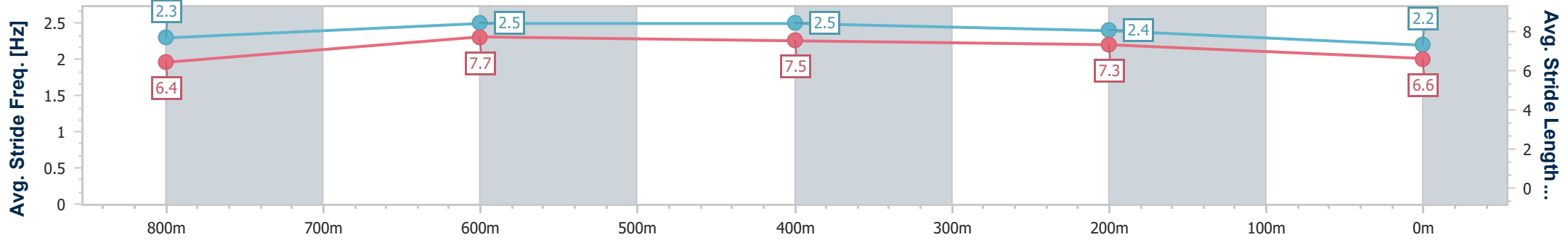
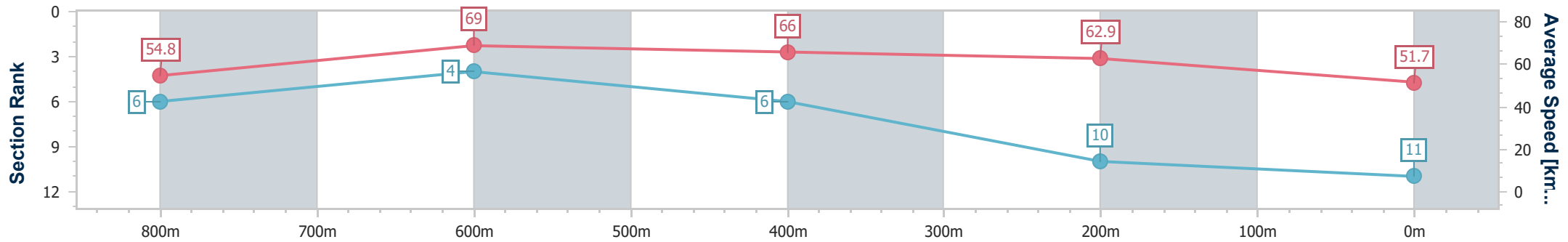
Race 4: Pandanus Constructions BM65 Handicap - 1000m



25 November 2022 - 19:39

Track Rating: Good 4, Weather: Fine, Rail Position: +2m Entire Course

Section	Overall	800m	600m	400m	200m
Section Times	1:00.01 [11] (0:13.17)	0:46.84 [6] (0:10.51)	0:36.33 [4] (0:10.97)	0:25.36 [6] (0:11.44)	0:13.92 [10] (0:13.92)
Average Speed [km/h]	54.8	69.0	66.0	62.9	51.7
Top Speed [km/h]	70.3	70.8	67.9	65.7	60.0
Avg. Dist. to Rail [m]	8.6	2.9	0.8	4.8	5.5
Avg. Stride Freq. [Hz]	2.3	2.5	2.5	2.4	2.2
Avg. Stride Length [m]	6.4	7.7	7.5	7.3	6.6



- [] Ranking at each section and finish
- .-.- No data available at this section
- NA No data available