

Track Rating: Good 4, Weather: Fine, Rail Position: +2m Entire Course

Section		Field Times										Last 600m					
		Overall	1000m	800m	600m	400m	200m						0:34.86				
		1:11.24 (0:13.62)	0:57.62 (0:11.00)	0:46.62 (0:11.76)	0:34.86 (0:11.66)	0:23.20 (0:11.40)	0:11.80 (0:11.80)										
Rank	TAB	Horse/Jockey	Barrier	Top Speed [km/h]	Fastest Section											Margin	Distance Travelled [m]
1	4	<b>CHARLIE'S CASE</b> Taylor Marshall	4	67.3 1000m	0:11.05 1000m	1:11.24 [1] (0:13.68)	0:57.56 [2] (0:11.05)	0:46.51 [2] (0:11.65)	0:34.86 [1] (0:11.66)	0:23.20 [1] (0:11.40)	0:11.80 [1] (0:11.80)	1:11.24	0:34.86				
2	9	<b>SCRIPT WRITER</b> Kyle Wilson-Taylor	1	65.9 1000m	0:11.15 1000m	1:11.54 [2] (0:13.79)	0:57.75 [3] (0:11.15)	0:46.60 [4] (0:11.74)	0:34.86 [3] (0:11.57)	0:23.29 [2] (0:11.29)	0:12.00 [2] (0:12.00)	0.31L	0:34.86	+2			
3	14	<b>ENTERPRISE BELLA</b> Georgina Cartwright	10	66.7 1000m	0:11.06 1000m	1:11.63 [3] (0:14.05)	0:57.58 [6] (0:11.06)	0:46.52 [6] (0:11.75)	0:34.77 [7] (0:11.65)	0:23.12 [9] (0:11.28)	0:11.84 [5] (0:11.84)	0.39L	0:34.77	+6			
4	15	<b>SPARKY GIRL</b> Tiffani Brooker	5	66.0 600m	0:11.22 1000m	1:11.87 [4] (0:14.53)	0:57.34 [12] (0:11.22)	0:46.12 [12] (0:11.68)	0:34.44 [11] (0:11.37)	0:23.07 [11] (0:11.25)	0:11.82 [11] (0:11.82)	0.63L	0:34.44	+4			
5	2	<b>BAD EDUCATION</b> James Orman	12	67.0 1000m	0:11.22 1000m	1:11.97 [5] (0:13.78)	0:58.19 [5] (0:11.22)	0:46.97 [5] (0:11.83)	0:35.14 [5] (0:11.48)	0:23.66 [3] (0:11.24)	0:12.42 [3] (0:12.42)	0.73L	0:35.14	+9			
6	5	<b>FASTLING</b> Jaden Lloyd	3	66.1 1000m	0:11.25 1000m	1:12.08 [6] (0:14.20)	0:57.88 [7] (0:11.25)	0:46.63 [8] (0:11.75)	0:34.88 [9] (0:11.61)	0:23.27 [10] (0:11.28)	0:11.99 [7] (0:11.99)	0.85L	0:34.88	+13			
7	1	<b>APOPHIS</b> Michael Murphy	9	67.7 Overall	0:11.13 1000m	1:12.18 [7] (0:13.77)	0:58.41 [4] (0:11.13)	0:47.28 [3] (0:11.77)	0:35.51 [4] (0:11.70)	0:23.81 [3] (0:11.52)	0:12.29 [4] (0:12.29)	0.94L	0:35.51	+5			
8	11	<b>ATREVIDA</b> Sean Cormack	2	65.7 1000m	0:11.23 1000m	1:12.27 [8] (0:14.26)	0:58.01 [8] (0:11.23)	0:46.78 [10] (0:11.67)	0:35.11 [10] (0:11.39)	0:23.72 [7] (0:11.50)	0:12.22 [8] (0:12.22)	1.03L	0:35.11	+1			
9	10	<b>VAIN FOX</b> Justin Huxtable	13	69.9 1000m	0:10.96 1000m	1:12.31 [9] (0:14.36)	0:57.95 [10] (0:10.96)	0:46.99 [7] (0:11.75)	0:35.24 [8] (0:11.53)	0:23.71 [8] (0:11.47)	0:12.24 [10] (0:12.24)	1.07L	0:35.24	+6			
10	3	<b>BIRAGUE</b> Madeleine Wishart	11	67.0 1000m	0:11.07 1000m	1:12.64 [10] (0:14.35)	0:58.29 [9] (0:11.07)	0:47.22 [9] (0:11.51)	0:35.71 [6] (0:11.56)	0:24.15 [6] (0:11.53)	0:12.62 [6] (0:12.62)	1.4L	0:35.71	+11			

Scratched: Alpha Jane (#16), Jeronimos (#6), Mount Fuji (#7), Oregon (#8)



**Sunshine Coast QLD Professional**  
**Race 5: GUIDE DOGS QLD Class 1 Plate - 1200m**  
 25 November 2022 - 20:11



Track Rating: Good 4, Weather: Fine, Rail Position: +2m Entire Course

Section		Overall	1000m	800m	600m	400m	200m	Last 600m					
Field Times		1:11.24 (0:13.62)	0:57.62 (0:11.00)	0:46.62 (0:11.76)	0:34.86 (0:11.66)	0:23.20 (0:11.40)	0:11.80 (0:11.80)	0:34.86					
Rank	TAB Horse/Jockey	Barrier	Top Speed [km/h]	Fastest Section	Margin							Distance Travelled [m]	
11	17 SHADIE MILLY Vishan Venkaya	8	66.1 1000m	0:11.04 1000m	1:12.69 [11] (0:15.36)	0:57.33 [13] (0:11.04)	0:46.29 [13] (0:11.30)	0:34.99 [13] (0:11.57)	0:23.42 [13] (0:11.55)	0:11.87 [13] (0:11.87)	1.45L	0:34.99	+6
12	13 DRAGON'S JUSTICE Morgan Butler	6	68.0 Overall	0:11.00 1000m	1:13.09 [12] (0:13.62)	0:59.47 [1] (0:11.00)	0:48.47 [1] (0:11.93)	0:36.54 [2] (0:11.82)	0:24.72 [5] (0:11.65)	0:13.07 [9] (0:13.07)	1.85L	0:36.54	+9
13	12 CONAIR Nathan Thomas	7	65.4 1000m	0:11.20 1000m	1:13.16 [13] (0:14.46)	0:58.70 [11] (0:11.20)	0:47.50 [11] (0:11.75)	0:35.75 [12] (0:11.52)	0:24.23 [12] (0:11.59)	0:12.64 [12] (0:12.64)	1.92L	0:35.75	+6

Scratched: Alpha Jane (#16), Jeronimos (#6), Mount Fuji (#7), Oregon (#8)

[ ] Ranking at each section and finish  
 -:-:- No data available at this section  
 NA No data available

SCN Saddle cloth number  
 DNF Did not finish  
 DNT Did not track



Horse/Jockey Name	Charlie's Case
Final Rank	1
Fastest Section Time (Section)	0:11.05 (1000m)
Top Speed [km/h] (Section)	67.3 (1000m)
Race State	Finished



Sunshine Coast QLD Professional

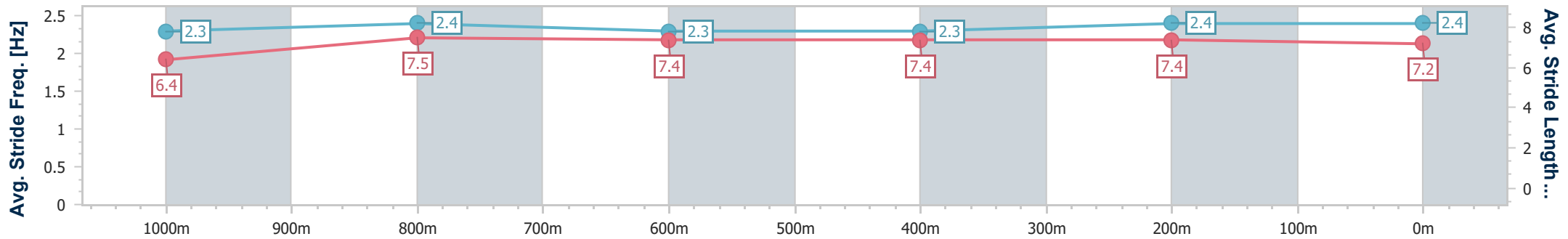
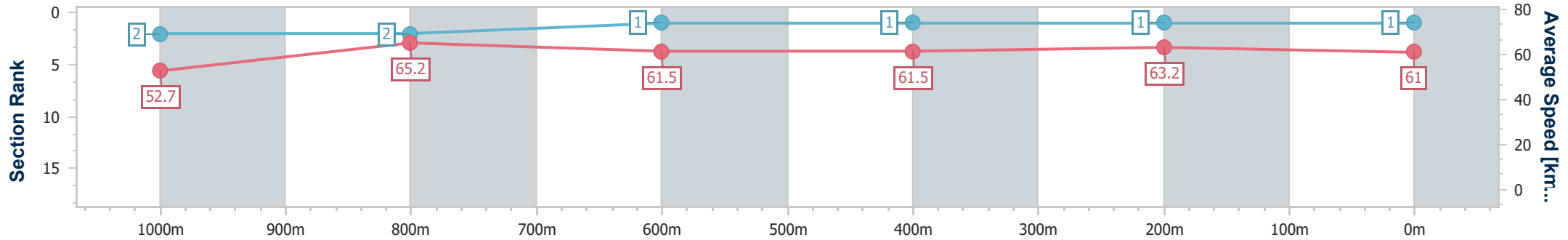
Race 5: GUIDE DOGS QLD Class 1 Plate - 1200m



25 November 2022 - 20:11

Track Rating: Good 4, Weather: Fine, Rail Position: +2m Entire Course

Section	Overall	1000m	800m	600m	400m	200m
Section Times	1:11.24 [1] (0:13.68)	0:57.56 [2] (0:11.05)	0:46.51 [2] (0:11.65)	0:34.86 [1] (0:11.66)	0:23.20 [1] (0:11.40)	0:11.80 [1] (0:11.80)
Average Speed [km/h]	52.7	65.2	61.5	61.5	63.2	61.0
Top Speed [km/h]	66.8	67.3	62.9	62.3	64.2	63.7
Avg. Dist. to Rail [m]	5.5	2.0	1.2	0.9	3.0	3.4
Avg. Stride Freq. [Hz]	2.3	2.4	2.3	2.3	2.4	2.4
Avg. Stride Length [m]	6.4	7.5	7.4	7.4	7.4	7.2



- [ ] Ranking at each section and finish
- .-.-.- No data available at this section
- NA No data available



Horse/Jockey Name	Script Writer
Final Rank	2
Fastest Section Time (Section)	0:11.15 (1000m)
Top Speed [km/h] (Section)	65.9 (1000m)
Race State	Finished



### Sunshine Coast QLD Professional

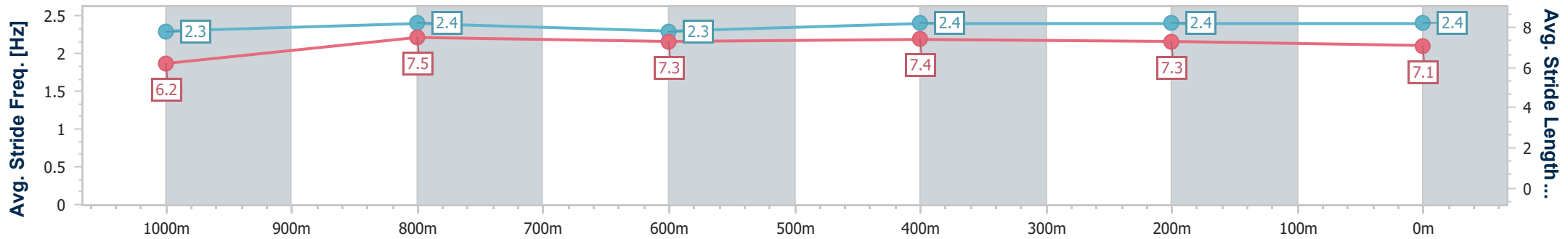
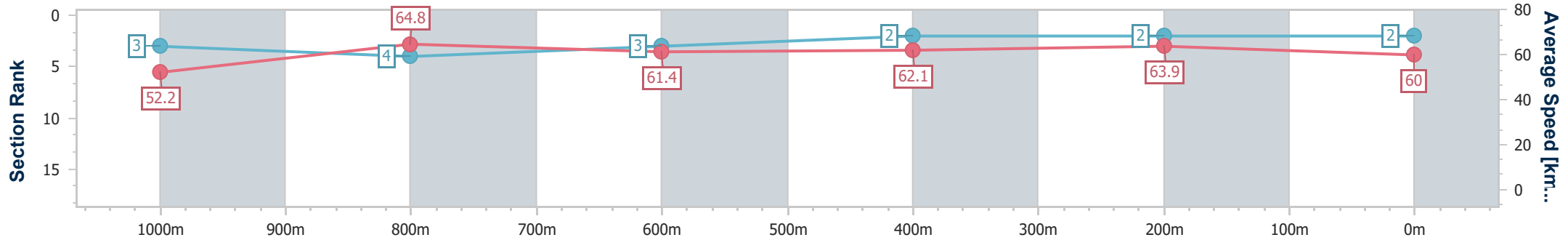
Race 5: GUIDE DOGS QLD Class 1 Plate - 1200m



25 November 2022 - 20:11

Track Rating: Good 4, Weather: Fine, Rail Position: +2m Entire Course

Section	Overall	1000m	800m	600m	400m	200m
Section Times	1:11.54 [2] (0:13.79)	0:57.75 [3] (0:11.15)	0:46.60 [4] (0:11.74)	0:34.86 [3] (0:11.57)	0:23.29 [2] (0:11.29)	0:12.00 [2] (0:12.00)
Average Speed [km/h]	52.2	64.8	61.4	62.1	63.9	60.0
Top Speed [km/h]	65.1	65.9	63.0	64.0	65.2	63.2
Avg. Dist. to Rail [m]	2.8	1.7	0.4	0.4	1.7	1.9
Avg. Stride Freq. [Hz]	2.3	2.4	2.3	2.4	2.4	2.4
Avg. Stride Length [m]	6.2	7.5	7.3	7.4	7.3	7.1



- [ ] Ranking at each section and finish
- .-.- No data available at this section
- NA No data available



Horse/Jockey Name	Enterprise Bella
Final Rank	3
Fastest Section Time (Section)	0:11.06 (1000m)
Top Speed [km/h] (Section)	66.7 (1000m)
Race State	Finished



Sunshine Coast QLD Professional

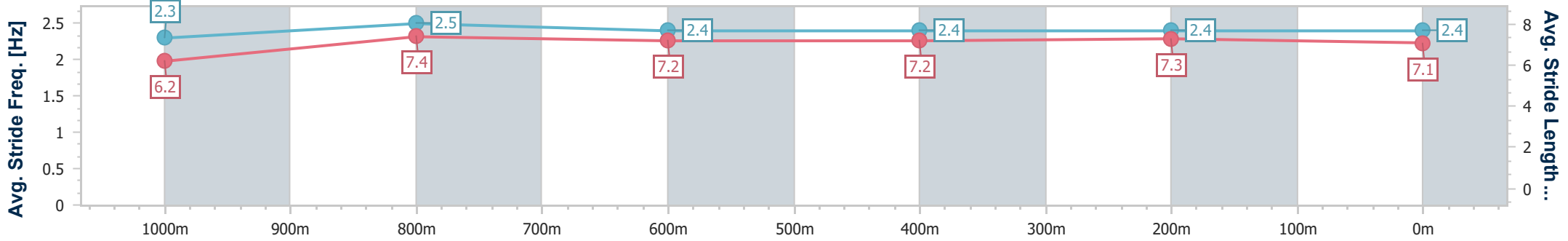
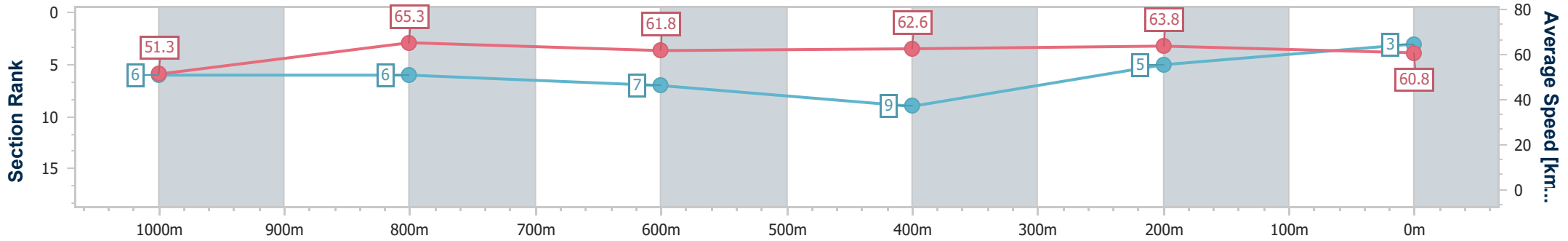
Race 5: GUIDE DOGS QLD Class 1 Plate - 1200m



25 November 2022 - 20:11

Track Rating: Good 4, Weather: Fine, Rail Position: +2m Entire Course

Section	Overall	1000m	800m	600m	400m	200m
Section Times	1:11.63 [3] (0:14.05)	0:57.58 [6] (0:11.06)	0:46.52 [6] (0:11.75)	0:34.77 [7] (0:11.65)	0:23.12 [9] (0:11.28)	0:11.84 [5] (0:11.84)
Average Speed [km/h]	51.3	65.3	61.8	62.6	63.8	60.8
Top Speed [km/h]	66.1	66.7	63.0	63.8	64.8	63.7
Avg. Dist. to Rail [m]	8.9	2.0	1.2	2.3	4.4	4.6
Avg. Stride Freq. [Hz]	2.3	2.5	2.4	2.4	2.4	2.4
Avg. Stride Length [m]	6.2	7.4	7.2	7.2	7.3	7.1



- [ ] Ranking at each section and finish
- .-.- No data available at this section
- NA No data available



Horse/Jockey Name	Sparky Girl
Final Rank	4
Fastest Section Time (Section)	0:11.22 (1000m)
Top Speed [km/h] (Section)	66.0 (600m)
Race State	Finished



Sunshine Coast QLD Professional

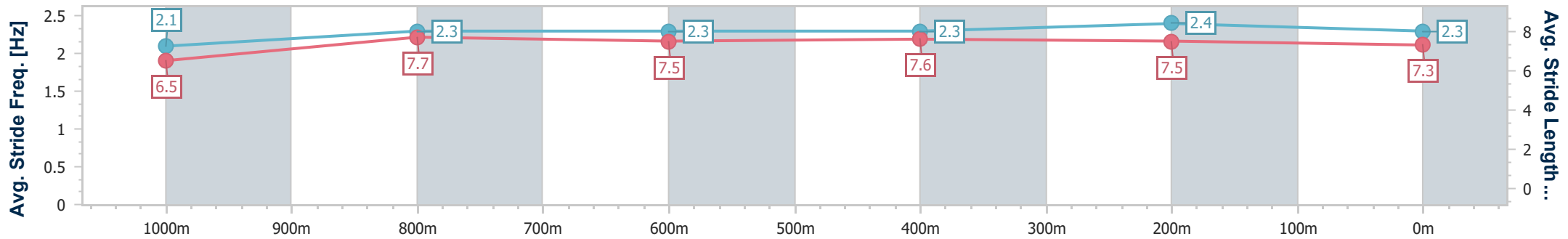
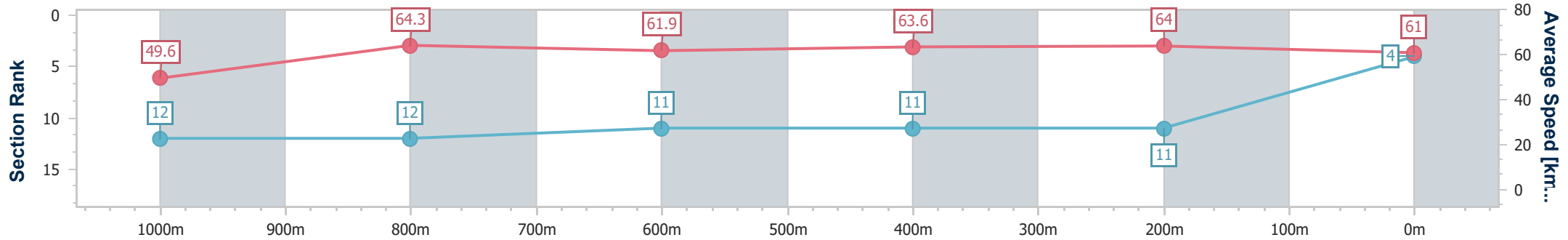
Race 5: GUIDE DOGS QLD Class 1 Plate - 1200m



25 November 2022 - 20:11

Track Rating: Good 4, Weather: Fine, Rail Position: +2m Entire Course

Section	Overall	1000m	800m	600m	400m	200m
Section Times	1:11.87 [4] (0:14.53)	0:57.34 [12] (0:11.22)	0:46.12 [12] (0:11.68)	0:34.44 [11] (0:11.37)	0:23.07 [11] (0:11.25)	0:11.82 [11] (0:11.82)
Average Speed [km/h]	49.6	64.3	61.9	63.6	64.0	61.0
Top Speed [km/h]	64.4	65.0	63.7	66.0	65.8	64.0
Avg. Dist. to Rail [m]	5.1	1.5	0.6	0.8	3.1	2.7
Avg. Stride Freq. [Hz]	2.1	2.3	2.3	2.3	2.4	2.3
Avg. Stride Length [m]	6.5	7.7	7.5	7.6	7.5	7.3



- [ ] Ranking at each section and finish
- .-.- No data available at this section
- NA No data available



Horse/Jockey Name	Bad Education
Final Rank	5
Fastest Section Time (Section)	0:11.22 (1000m)
Top Speed [km/h] (Section)	67.0 (1000m)
Race State	Finished



Sunshine Coast QLD Professional

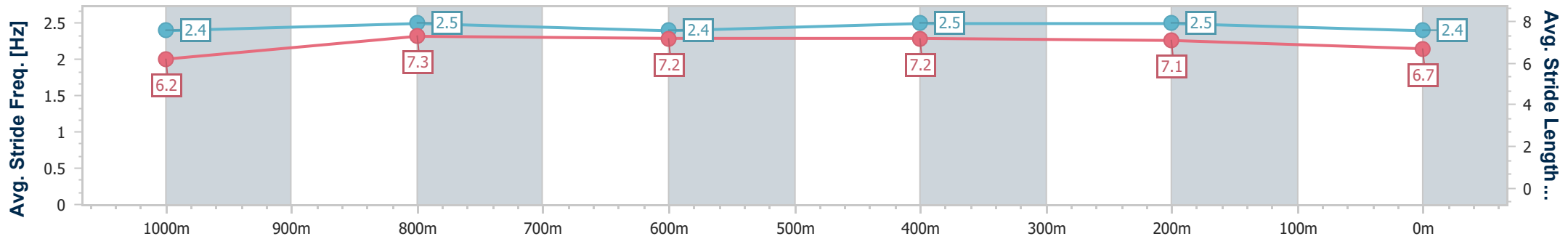
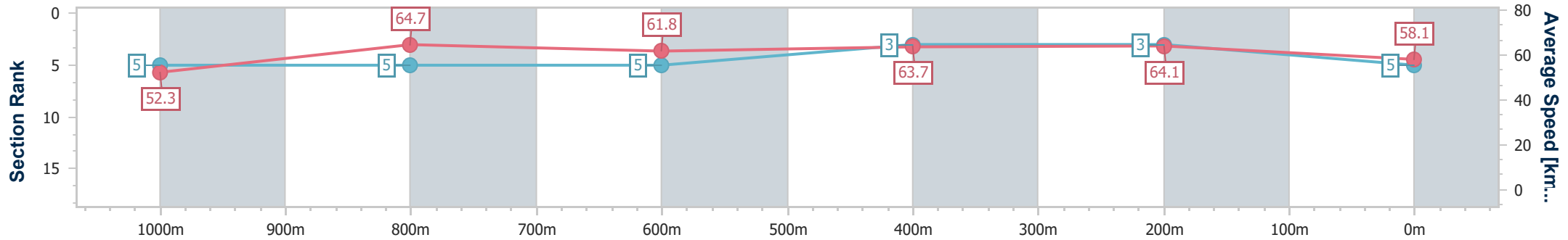
Race 5: GUIDE DOGS QLD Class 1 Plate - 1200m



25 November 2022 - 20:11

Track Rating: Good 4, Weather: Fine, Rail Position: +2m Entire Course

Section	Overall	1000m	800m	600m	400m	200m
Section Times	1:11.97 [5] (0:13.78)	0:58.19 [5] (0:11.22)	0:46.97 [5] (0:11.83)	0:35.14 [5] (0:11.48)	0:23.66 [3] (0:11.24)	0:12.42 [3] (0:12.42)
Average Speed [km/h]	52.3	64.7	61.8	63.7	64.1	58.1
Top Speed [km/h]	64.3	67.0	63.4	64.6	64.7	61.8
Avg. Dist. to Rail [m]	11.2	4.3	2.5	2.7	5.6	5.1
Avg. Stride Freq. [Hz]	2.4	2.5	2.4	2.5	2.5	2.4
Avg. Stride Length [m]	6.2	7.3	7.2	7.2	7.1	6.7



- [ ] Ranking at each section and finish
- .-.- No data available at this section
- NA No data available



Horse/Jockey Name	Fastling
Final Rank	6
Fastest Section Time (Section)	0:11.25 (1000m)
Top Speed [km/h] (Section)	66.1 (1000m)
Race State	Finished



Sunshine Coast QLD Professional

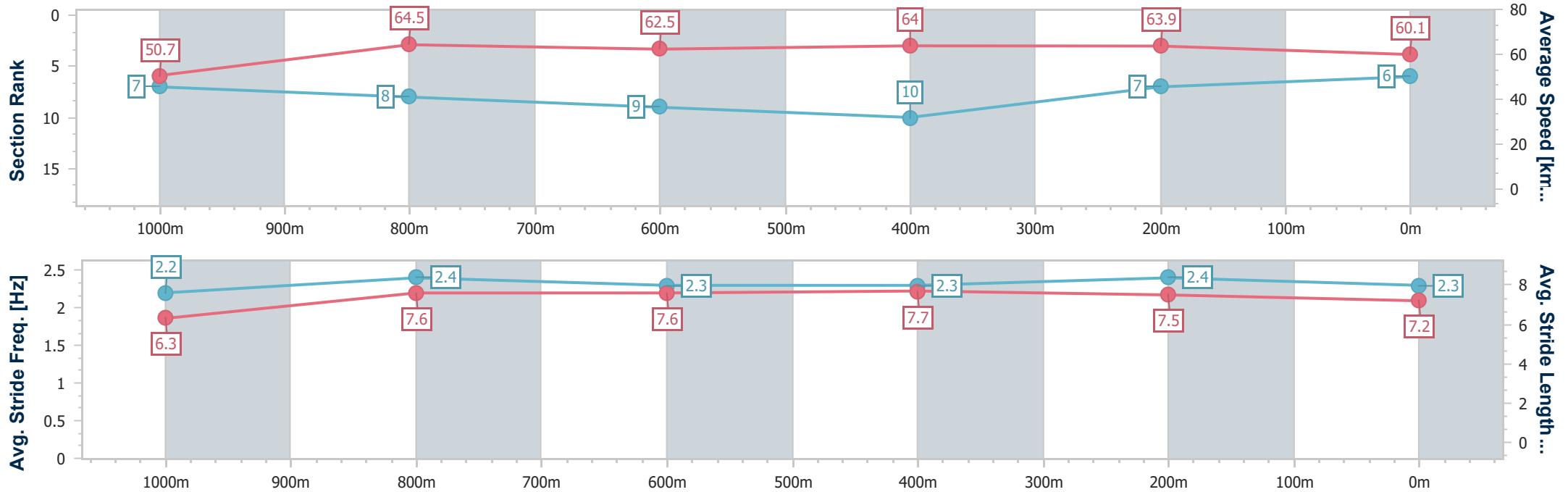
Race 5: GUIDE DOGS QLD Class 1 Plate - 1200m



25 November 2022 - 20:11

Track Rating: Good 4, Weather: Fine, Rail Position: +2m Entire Course

Section	Overall	1000m	800m	600m	400m	200m
Section Times	1:12.08 [6] (0:14.20)	0:57.88 [7] (0:11.25)	0:46.63 [8] (0:11.75)	0:34.88 [9] (0:11.61)	0:23.27 [10] (0:11.28)	0:11.99 [7] (0:11.99)
Average Speed [km/h]	50.7	64.5	62.5	64.0	63.9	60.1
Top Speed [km/h]	65.0	66.1	64.2	64.9	65.8	62.8
Avg. Dist. to Rail [m]	4.6	3.5	3.5	5.4	10.7	11.7
Avg. Stride Freq. [Hz]	2.2	2.4	2.3	2.3	2.4	2.3
Avg. Stride Length [m]	6.3	7.6	7.6	7.7	7.5	7.2



- [ ] Ranking at each section and finish
- .-.- No data available at this section
- NA No data available





Horse/Jockey Name	Apophis
Final Rank	7
Fastest Section Time (Section)	0:11.13 (1000m)
Top Speed [km/h] (Section)	67.7 (Overall)
Race State	Finished



### Sunshine Coast QLD Professional

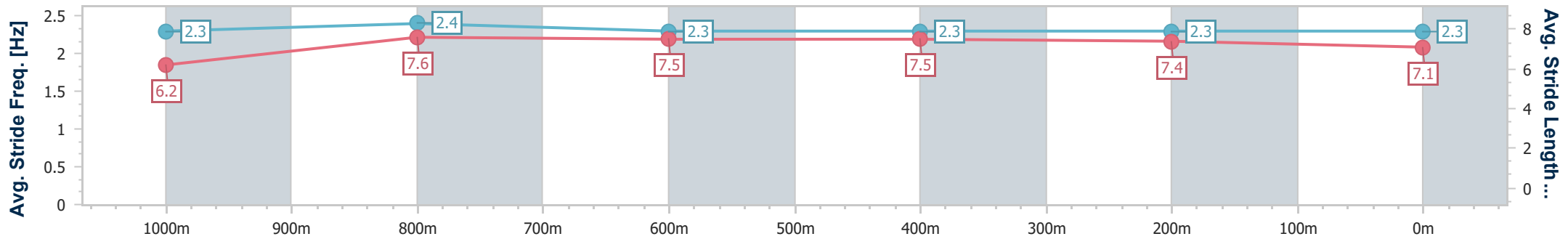
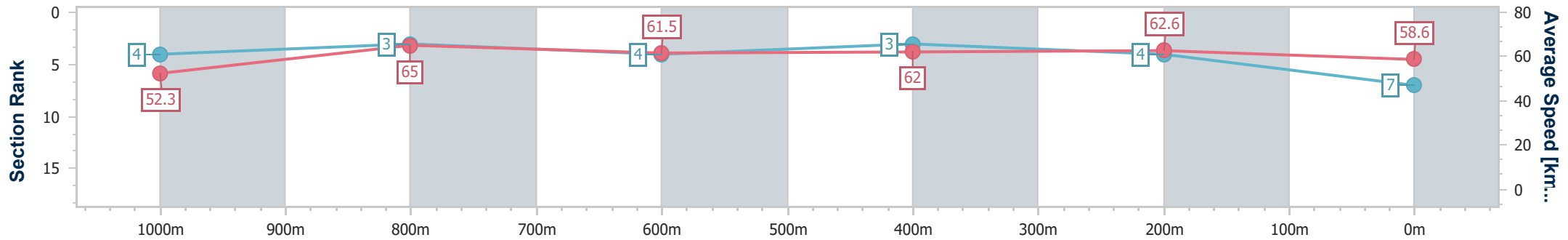
Race 5: GUIDE DOGS QLD Class 1 Plate - 1200m



25 November 2022 - 20:11

Track Rating: Good 4, Weather: Fine, Rail Position: +2m Entire Course

Section	Overall	1000m	800m	600m	400m	200m
Section Times	1:12.18 [7] (0:13.77)	0:58.41 [4] (0:11.13)	0:47.28 [3] (0:11.77)	0:35.51 [4] (0:11.70)	0:23.81 [3] (0:11.52)	0:12.29 [4] (0:12.29)
Average Speed [km/h]	52.3	65.0	61.5	62.0	62.6	58.6
Top Speed [km/h]	67.7	67.4	62.7	63.2	63.2	61.1
Avg. Dist. to Rail [m]	9.3	3.8	0.8	1.3	4.9	6.3
Avg. Stride Freq. [Hz]	2.3	2.4	2.3	2.3	2.3	2.3
Avg. Stride Length [m]	6.2	7.6	7.5	7.5	7.4	7.1



- [ ] Ranking at each section and finish
- .-.-.- No data available at this section
- NA No data available



Horse/Jockey Name	Atrevida
Final Rank	8
Fastest Section Time (Section)	0:11.23 (1000m)
Top Speed [km/h] (Section)	65.7 (1000m)
Race State	Finished



Sunshine Coast QLD Professional

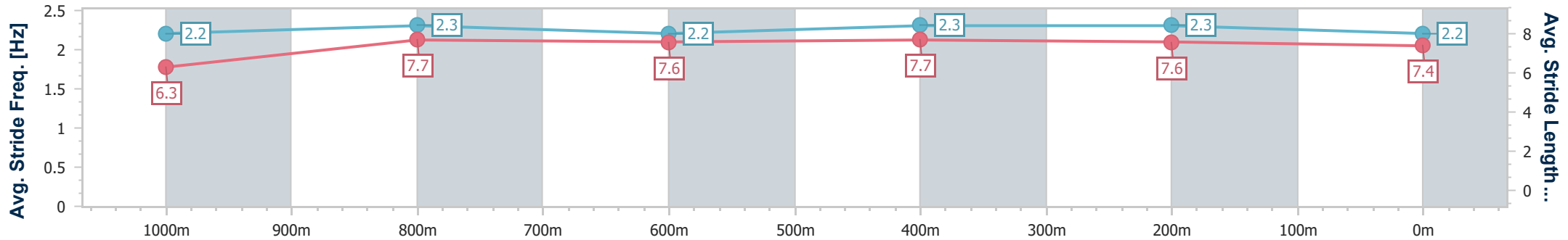
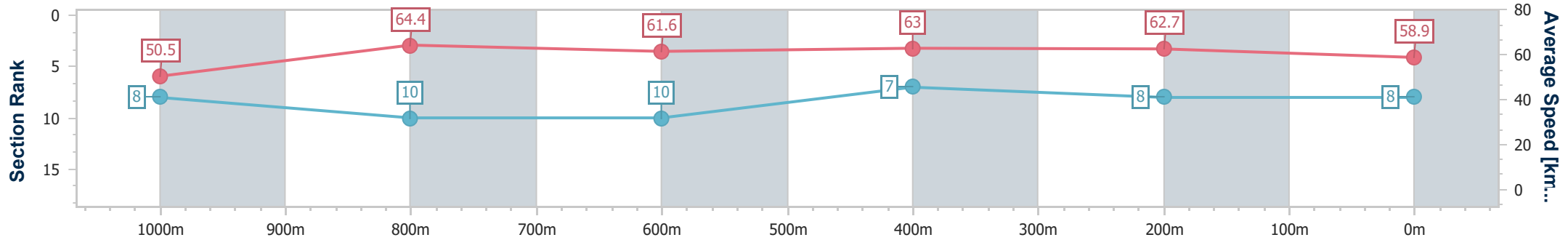
Race 5: GUIDE DOGS QLD Class 1 Plate - 1200m



25 November 2022 - 20:11

Track Rating: Good 4, Weather: Fine, Rail Position: +2m Entire Course

Section	Overall	1000m	800m	600m	400m	200m
Section Times	1:12.27 [8] (0:14.26)	0:58.01 [8] (0:11.23)	0:46.78 [10] (0:11.67)	0:35.11 [10] (0:11.39)	0:23.72 [7] (0:11.50)	0:12.22 [8] (0:12.22)
Average Speed [km/h]	50.5	64.4	61.6	63.0	62.7	58.9
Top Speed [km/h]	65.0	65.7	63.1	63.9	63.6	61.3
Avg. Dist. to Rail [m]	3.8	1.8	0.4	0.4	1.6	1.3
Avg. Stride Freq. [Hz]	2.2	2.3	2.2	2.3	2.3	2.2
Avg. Stride Length [m]	6.3	7.7	7.6	7.7	7.6	7.4



- [ ] Ranking at each section and finish
- .-.- No data available at this section
- NA No data available



Horse/Jockey Name	Vain Fox
Final Rank	9
Fastest Section Time (Section)	0:10.96 (1000m)
Top Speed [km/h] (Section)	69.9 (1000m)
Race State	Finished



### Sunshine Coast QLD Professional

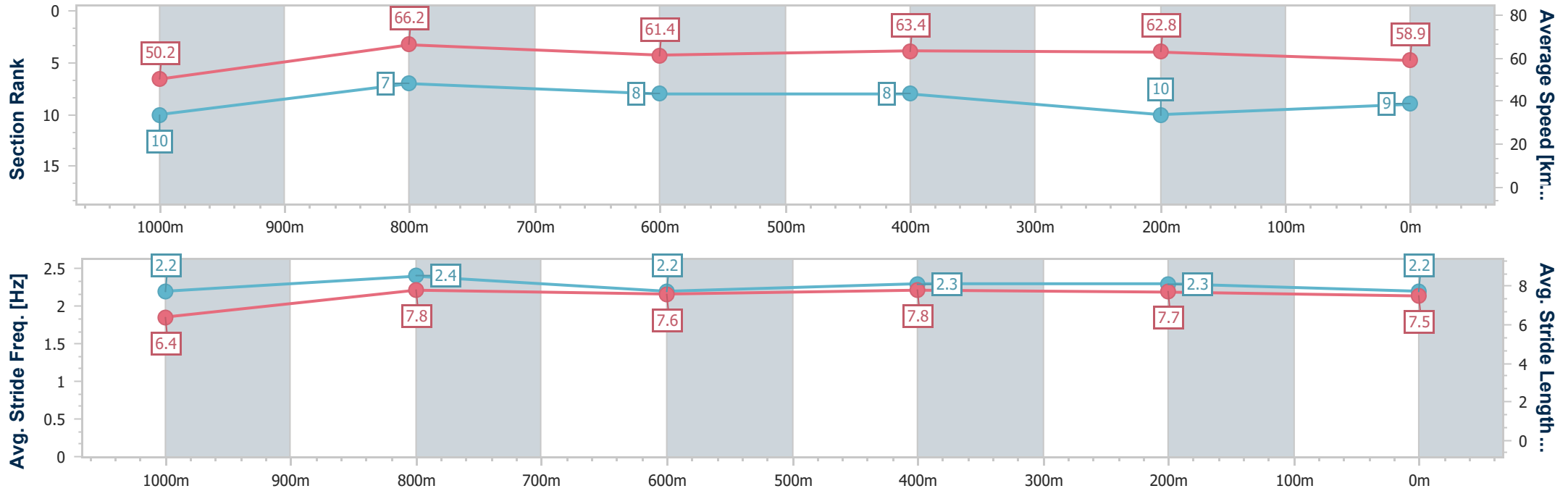
Race 5: GUIDE DOGS QLD Class 1 Plate - 1200m



25 November 2022 - 20:11

Track Rating: Good 4, Weather: Fine, Rail Position: +2m Entire Course

Section	Overall	1000m	800m	600m	400m	200m
Section Times	1:12.31 [9] (0:14.36)	0:57.95 [10] (0:10.96)	0:46.99 [7] (0:11.75)	0:35.24 [8] (0:11.53)	0:23.71 [8] (0:11.47)	0:12.24 [10] (0:12.24)
Average Speed [km/h]	50.2	66.2	61.4	63.4	62.8	58.9
Top Speed [km/h]	66.3	69.9	62.4	64.2	64.1	61.3
Avg. Dist. to Rail [m]	11.1	3.8	0.5	2.5	5.2	4.6
Avg. Stride Freq. [Hz]	2.2	2.4	2.2	2.3	2.3	2.2
Avg. Stride Length [m]	6.4	7.8	7.6	7.8	7.7	7.5



- [ ] Ranking at each section and finish
- .-.- No data available at this section
- NA No data available



Horse/Jockey Name	Birague
Final Rank	10
Fastest Section Time (Section)	0:11.07 (1000m)
Top Speed [km/h] (Section)	67.0 (1000m)
Race State	Finished



Sunshine Coast QLD Professional

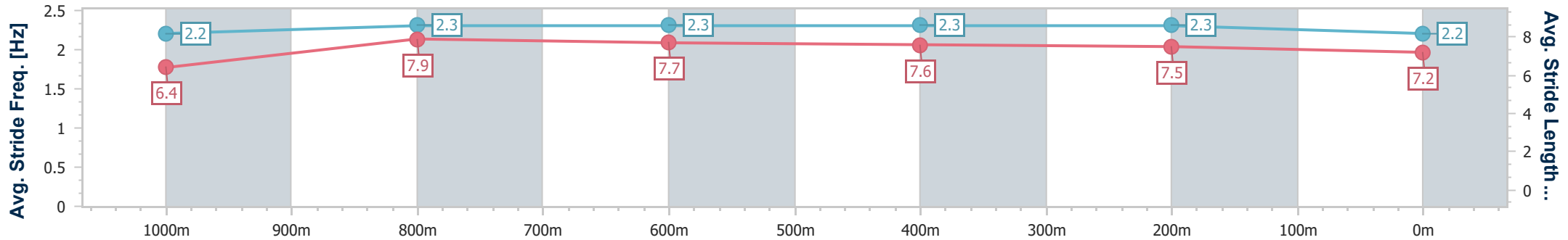
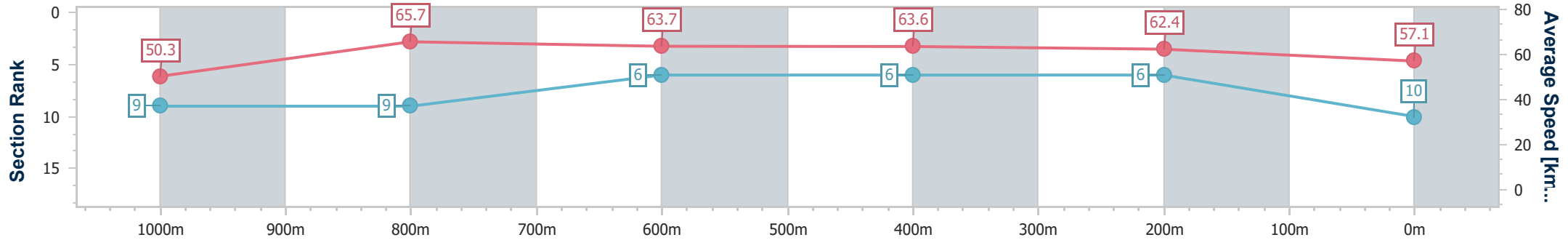
Race 5: GUIDE DOGS QLD Class 1 Plate - 1200m



25 November 2022 - 20:11

Track Rating: Good 4, Weather: Fine, Rail Position: +2m Entire Course

Section	Overall	1000m	800m	600m	400m	200m								
Section Times	1:12.64 [10] (0:14.35)	0:58.29 [9] (0:11.07)	0:47.22 [9] (0:11.51)	0:35.71 [6] (0:11.56)	0:24.15 [6] (0:11.53)	0:12.62 [6] (0:12.62)								
Average Speed [km/h]	50.3	65.7	63.7	63.6	62.4	57.1								
Top Speed [km/h]	65.9	67.0	65.2	65.0	63.8	59.8								
Avg. Dist. to Rail [m]	9.7	4.3	3.0	3.6	6.6	7.3								
Avg. Stride Freq. [Hz]	2.2	2.3	2.3	2.3	2.3	2.2								
Avg. Stride Length [m]	6.4	7.9	7.7	7.6	7.5	7.2								



- [ ] Ranking at each section and finish
- .-.- No data available at this section
- NA No data available



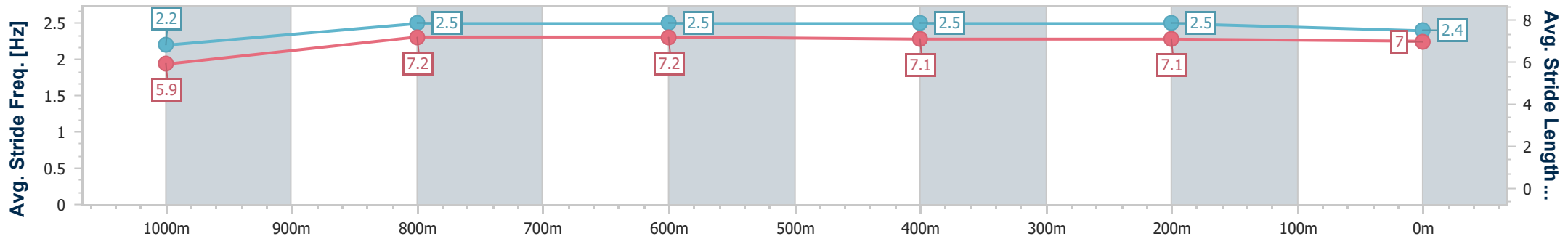
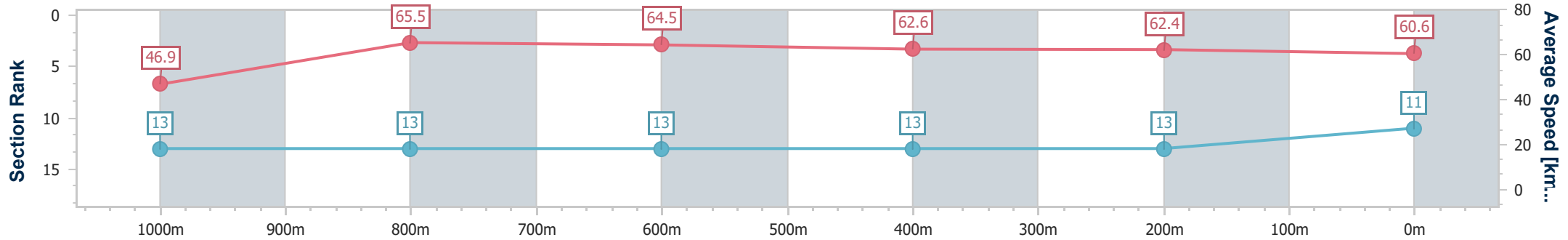
Horse/Jockey Name	Shadie Milly
Final Rank	11
Fastest Section Time (Section)	0:11.04 (1000m)
Top Speed [km/h] (Section)	66.1 (1000m)
Race State	Finished



Sunshine Coast QLD Professional  
 Race 5: GUIDE DOGS QLD Class 1 Plate - 1200m  
 25 November 2022 - 20:11  
 Track Rating: Good 4, Weather: Fine, Rail Position: +2m Entire Course



Section	Overall	1000m	800m	600m	400m	200m
Section Times	1:12.69 [11] (0:15.36)	0:57.33 [13] (0:11.04)	0:46.29 [13] (0:11.30)	0:34.99 [13] (0:11.57)	0:23.42 [13] (0:11.55)	0:11.87 [13] (0:11.87)
Average Speed [km/h]	46.9	65.5	64.5	62.6	62.4	60.6
Top Speed [km/h]	65.0	66.1	65.1	63.7	63.7	63.3
Avg. Dist. to Rail [m]	8.6	2.3	2.1	1.2	2.6	2.3
Avg. Stride Freq. [Hz]	2.2	2.5	2.5	2.5	2.5	2.4
Avg. Stride Length [m]	5.9	7.2	7.2	7.1	7.1	7.0



- [ ] Ranking at each section and finish
- .-.- No data available at this section
- NA No data available



Horse/Jockey Name	Dragon's Justice
Final Rank	12
Fastest Section Time (Section)	0:11.00 (1000m)
Top Speed [km/h] (Section)	68.0 (Overall)
Race State	Finished



Sunshine Coast QLD Professional

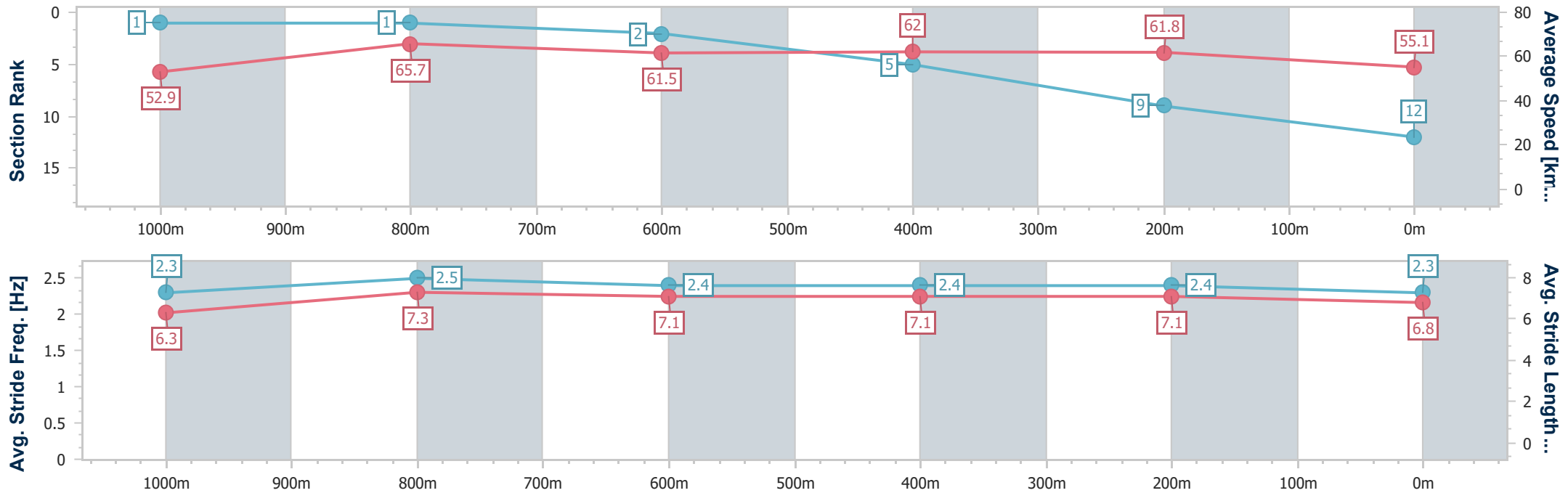
Race 5: GUIDE DOGS QLD Class 1 Plate - 1200m



25 November 2022 - 20:11

Track Rating: Good 4, Weather: Fine, Rail Position: +2m Entire Course

Section	Overall	1000m	800m	600m	400m	200m
Section Times	1:13.09 [12] (0:13.62)	0:59.47 [1] (0:11.00)	0:48.47 [1] (0:11.93)	0:36.54 [2] (0:11.82)	0:24.72 [5] (0:11.65)	0:13.07 [9] (0:13.07)
Average Speed [km/h]	52.9	65.7	61.5	62.0	61.8	55.1
Top Speed [km/h]	68.0	67.6	62.7	63.3	63.5	60.6
Avg. Dist. to Rail [m]	7.3	2.7	3.2	2.8	4.0	5.1
Avg. Stride Freq. [Hz]	2.3	2.5	2.4	2.4	2.4	2.3
Avg. Stride Length [m]	6.3	7.3	7.1	7.1	7.1	6.8



- [ ] Ranking at each section and finish
- .-.- No data available at this section
- NA No data available



Horse/Jockey Name	Conair
Final Rank	13
Fastest Section Time (Section)	0:11.20 (1000m)
Top Speed [km/h] (Section)	65.4 (1000m)
Race State	Finished



Sunshine Coast QLD Professional

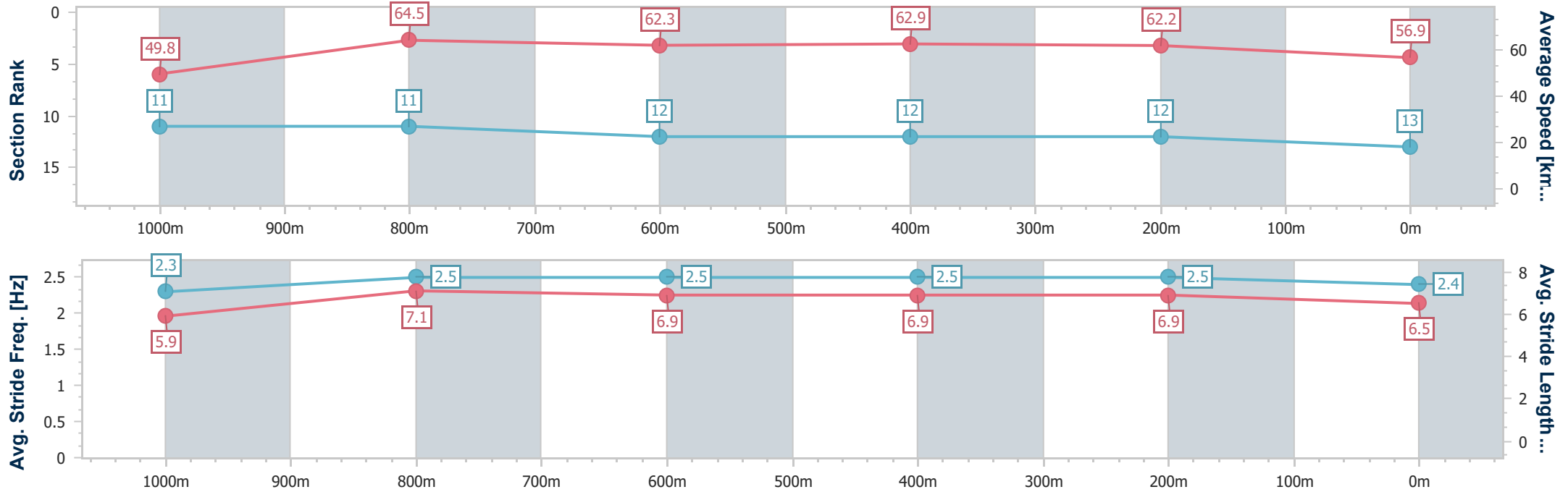
Race 5: GUIDE DOGS QLD Class 1 Plate - 1200m



25 November 2022 - 20:11

Track Rating: Good 4, Weather: Fine, Rail Position: +2m Entire Course

Section	Overall	1000m	800m	600m	400m	200m
Section Times	1:13.16 [13] (0:14.46)	0:58.70 [11] (0:11.20)	0:47.50 [11] (0:11.75)	0:35.75 [12] (0:11.52)	0:24.23 [12] (0:11.59)	0:12.64 [12] (0:12.64)
Average Speed [km/h]	49.8	64.5	62.3	62.9	62.2	56.9
Top Speed [km/h]	64.6	65.4	64.4	64.1	63.8	60.6
Avg. Dist. to Rail [m]	6.3	2.2	2.3	1.2	4.9	6.3
Avg. Stride Freq. [Hz]	2.3	2.5	2.5	2.5	2.5	2.4
Avg. Stride Length [m]	5.9	7.1	6.9	6.9	6.9	6.5



- [ ] Ranking at each section and finish
- .-.- No data available at this section
- NA No data available