



Sunshine Coast QLD Professional
Race 6: BOQ MAROOCHYDORE SUMMER PROVINCIAL SPRINT SERIES
- HEAT - BENCHMARK 75 Handicap - 1300m
27 November 2022 - 16:49



Track Rating: Soft 7, Weather: Overcast, Rail Position: +2m Entire Course

Section		Overall	1200m	1000m	800m	600m	400m	Last 600m				
Field Times		1:17.94 (0:07.89)	1:10.05 (0:10.72)	0:59.33 (0:10.93)	0:48.40 (0:11.55)	0:36.85 (0:12.02)	0:24.83 (0:12.20)	0:36.85				
Rank	TAB Horse/Jockey	Barrier	Top Speed [km/h]	Fastest Section								Distance Travelled [m]
1	9 BOLD AND LUCY Nikita Beriman	10	69.2 1200m	0:08.53 Overall	1:17.94 [1] (0:08.53)	1:09.41 [8] (0:10.66)	0:58.75 [8] (0:11.31)	0:47.44 [8] (0:11.52)	0:35.92 [8] (0:11.81)	0:24.11 [8] (0:11.57)	0:35.92	
2	4 WILMOT PASS Justin Huxtable	2	67.3 1200m	0:08.22 Overall	1:18.08 [2] (0:08.22)	1:09.86 [7] (0:10.89)	0:58.97 [7] (0:11.29)	0:47.68 [7] (0:11.52)	0:36.16 [7] (0:11.76)	0:24.40 [6] (0:11.65)	0:36.16	-4
3	8 GHOSTWRITER Brodie Loy	3	68.8 1200m	0:08.00 Overall	1:18.26 [3] (0:08.00)	1:10.26 [4] (0:10.88)	0:59.38 [4] (0:11.08)	0:48.30 [4] (0:11.63)	0:36.67 [4] (0:11.98)	0:24.69 [4] (0:11.84)	0:36.67	-10
4	3 OCEAN EMPEROR Jim Byrne	7	69.1 1000m	0:07.90 Overall	1:18.27 [4] (0:07.90)	1:10.37 [2] (0:10.87)	0:59.50 [3] (0:10.86)	0:48.64 [2] (0:11.70)	0:36.94 [2] (0:12.04)	0:24.90 [2] (0:11.94)	0:36.94	-2
5	5 BOHO BEAUTY Sean Cormack	8	69.4 1200m	0:08.12 Overall	1:19.09 [5] (0:08.12)	1:10.97 [6] (0:10.84)	1:00.13 [5] (0:11.12)	0:49.01 [5] (0:11.70)	0:37.31 [5] (0:11.80)	0:25.51 [5] (0:12.04)	0:37.31	-4
6	6 MAGIC IN ME Tiffani Brooker	5	68.5 1200m	0:07.90 Overall	1:19.12 [6] (0:07.90)	1:11.22 [2] (0:10.80)	1:00.42 [2] (0:11.01)	0:49.41 [3] (0:11.75)	0:37.66 [3] (0:12.09)	0:25.57 [3] (0:12.23)	0:37.66	-6
7	1 LA AMIGO James Orman	6	68.4 1200m	0:07.89 Overall	1:20.31 [7] (0:07.89)	1:12.42 [1] (0:10.72)	1:01.70 [1] (0:10.93)	0:50.77 [1] (0:11.55)	0:39.22 [1] (0:12.02)	0:27.20 [1] (0:12.67)	0:39.22	-9
8	2 MAGNUS BELLAGIO Stephanie Thornton	1	67.6 1200m	0:08.09 Overall	1:21.37 [8] (0:08.09)	1:13.28 [5] (0:10.92)	1:02.36 [6] (0:11.20)	0:51.16 [6] (0:11.66)	0:39.50 [6] (0:11.88)	0:27.62 [7] (0:12.41)	0:39.50	-5

Scratched: Philly Special (#7), Vetta Velocita (#10), Brocky (#11), King Hammurabi (#12)

[] Ranking at each section and finish
 -:-:- No data available at this section
 NA No data available

SCN Saddle cloth number
 DNF Did not finish
 DNT Did not track



Sunshine Coast QLD Professional
Race 6: BOQ MAROOCHYDORE SUMMER PROVINCIAL SPRINT SERIES
- HEAT - BENCHMARK 75 Handicap - 1300m
27 November 2022 - 16:49



Track Rating: Soft 7, Weather: Overcast, Rail Position: +2m Entire Course

Section							200m			Last 600m
Field Times							0:12.63 (0:12.63)			0:36.85
Rank	TAB	Horse/Jockey	Barrier	Top Speed [km/h]	Fastest Section	Margin			Distance Travelled [m]	
1	9	BOLD AND LUCY	10	69.2	0:08.53	0:12.54 [3]	1:17.94		0:35.92	
		Nikita Beriman		1200m	Overall	(0:12.54)				
2	4	WILMOT PASS	2	67.3	0:08.22	0:12.75 [2]	0.14L		0:36.16	-4
		Justin Huxtable		1200m	Overall	(0:12.75)				
3	8	GHOSTWRITER	3	68.8	0:08.00	0:12.85 [4]	0.32L		0:36.67	-10
		Brodie Loy		1200m	Overall	(0:12.85)				
4	3	OCEAN EMPEROR	7	69.1	0:07.90	0:12.96 [1]	0.33L		0:36.94	-2
		Jim Byrne		1000m	Overall	(0:12.96)				
5	5	BOHO BEAUTY	8	69.4	0:08.12	0:13.47 [5]	1.15L		0:37.31	-4
		Sean Cormack		1200m	Overall	(0:13.47)				
6	6	MAGIC IN ME	5	68.5	0:07.90	0:13.34 [6]	1.18L		0:37.66	-6
		Tiffani Brooker		1200m	Overall	(0:13.34)				
7	1	LA AMIGO	6	68.4	0:07.89	0:14.53 [6]	2.37L		0:39.22	-9
		James Orman		1200m	Overall	(0:14.53)				
8	2	MAGNUS BELLAGIO	1	67.6	0:08.09	0:15.21 [8]	3.43L		0:39.50	-5
		Stephanie Thornton		1200m	Overall	(0:15.21)				

Scratched: Philly Special (#7), Vetta Velocita (#10), Brocky (#11), King Hammurabi (#12)

[] Ranking at each section and finish
 -:-:- No data available at this section
 NA No data available

SCN Saddle cloth number
 DNF Did not finish
 DNT Did not track



Horse/Jockey Name	Bold And Lucy
Final Rank	1
Fastest Section Time (Section)	0:08.53 (Overall)
Top Speed [km/h] (Section)	69.2 (1200m)
Race State	Finished



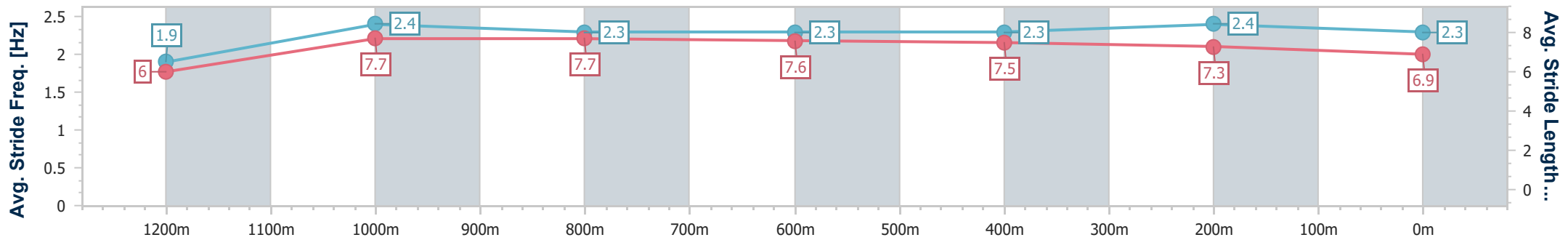
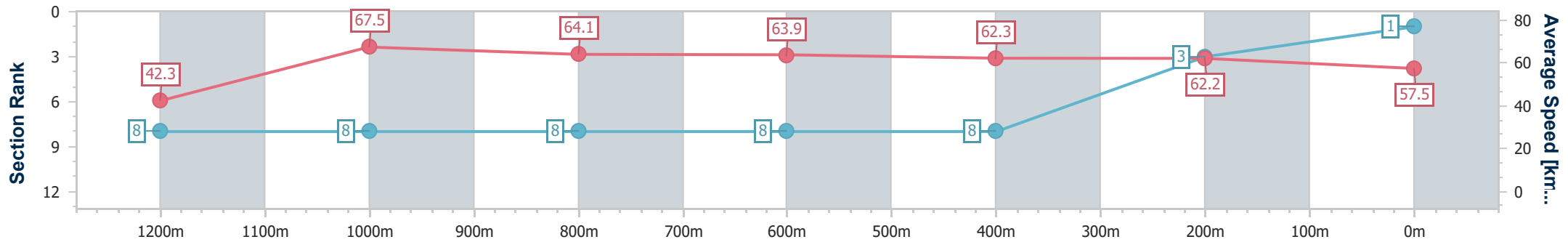
Sunshine Coast QLD Professional
 Race 6: BOQ MAROOCHYDORE SUMMER PROVINCIAL
 SPRINT SERIES - HEAT - BENCHMARK 75 Handicap - 1300m



27 November 2022 - 16:49

Track Rating: Soft 7, Weather: Overcast, Rail Position: +2m Entire Course

Section	Overall	1200m	1000m	800m	600m	400m	200m						
Section Times	1:17.94 [1] (0:08.53)	1:09.41 [8] (0:10.66)	0:58.75 [8] (0:11.31)	0:47.44 [8] (0:11.52)	0:35.92 [8] (0:11.81)	0:24.11 [8] (0:11.57)	0:12.54 [3] (0:12.54)						
Average Speed [km/h]	42.3	67.5	64.1	63.9	62.3	62.2	57.5						
Top Speed [km/h]	62.5	69.2	65.3	65.9	63.2	63.1	61.0						
Avg. Dist. to Rail [m]	11.1	3.3	2.6	3.7	3.7	7.0	8.9						
Avg. Stride Freq. [Hz]	1.9	2.4	2.3	2.3	2.3	2.4	2.3						
Avg. Stride Length [m]	6.0	7.7	7.7	7.6	7.5	7.3	6.9						



- [] Ranking at each section and finish
- .-.- No data available at this section
- NA No data available



Horse/Jockey Name	Wilmot Pass
Final Rank	2
Fastest Section Time (Section)	0:08.22 (Overall)
Top Speed [km/h] (Section)	67.3 (1200m)
Race State	Finished



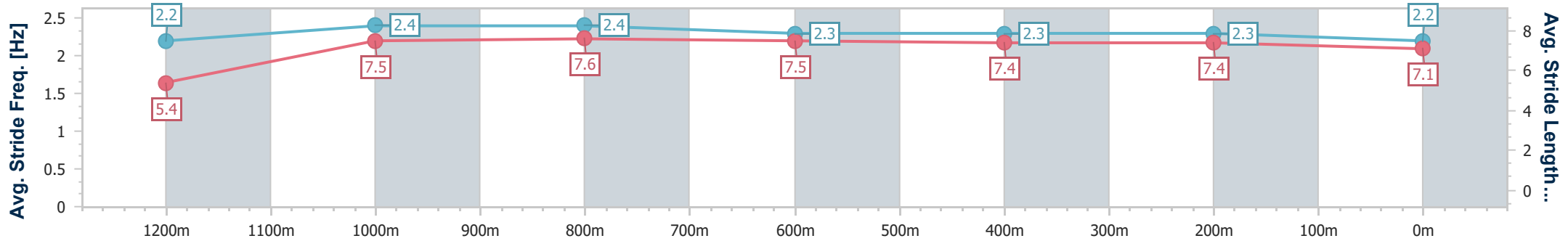
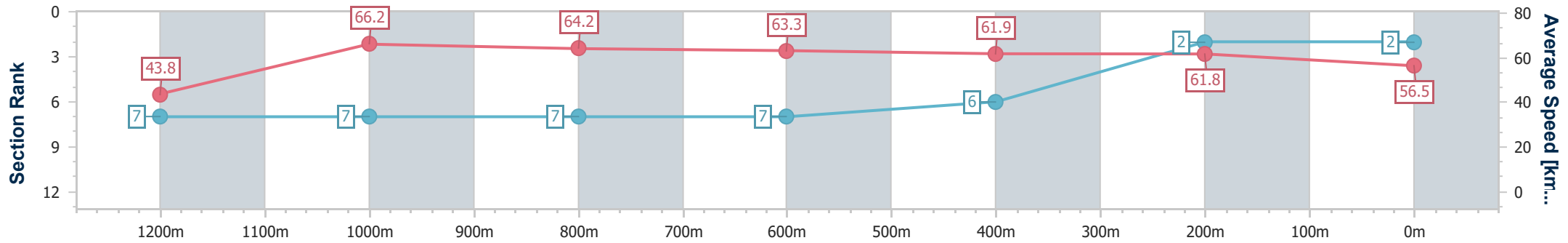
Sunshine Coast QLD Professional
 Race 6: BOQ MAROOCHYDORE SUMMER PROVINCIAL
 SPRINT SERIES - HEAT - BENCHMARK 75 Handicap - 1300m



27 November 2022 - 16:49

Track Rating: Soft 7, Weather: Overcast, Rail Position: +2m Entire Course

Section	Overall	1200m	1000m	800m	600m	400m	200m
Section Times	1:18.08 [2] (0:08.22)	1:09.86 [7] (0:10.89)	0:58.97 [7] (0:11.29)	0:47.68 [7] (0:11.52)	0:36.16 [7] (0:11.76)	0:24.40 [6] (0:11.65)	0:12.75 [2] (0:12.75)
Average Speed [km/h]	43.8	66.2	64.2	63.3	61.9	61.8	56.5
Top Speed [km/h]	63.5	67.3	66.6	67.2	62.6	63.1	59.5
Avg. Dist. to Rail [m]	4.7	3.0	2.8	2.3	1.6	5.7	7.1
Avg. Stride Freq. [Hz]	2.2	2.4	2.4	2.3	2.3	2.3	2.2
Avg. Stride Length [m]	5.4	7.5	7.6	7.5	7.4	7.4	7.1



- [] Ranking at each section and finish
- .-.- No data available at this section
- NA No data available



Horse/Jockey Name	Ghostwriter
Final Rank	3
Fastest Section Time (Section)	0:08.00 (Overall)
Top Speed [km/h] (Section)	68.8 (1200m)
Race State	Finished



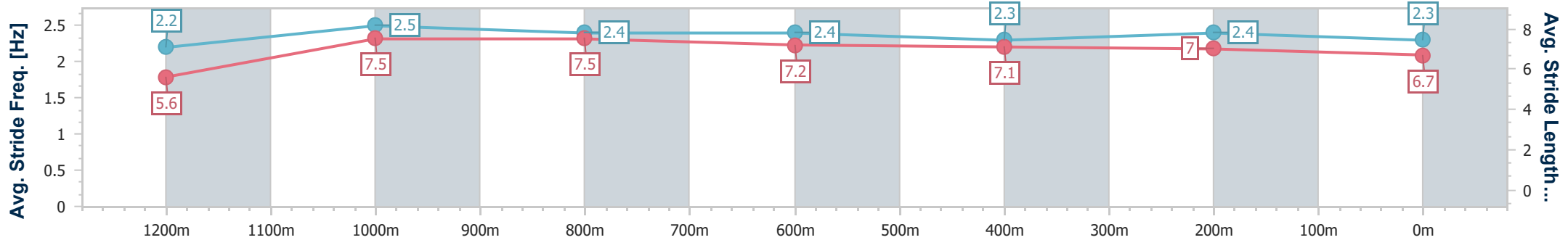
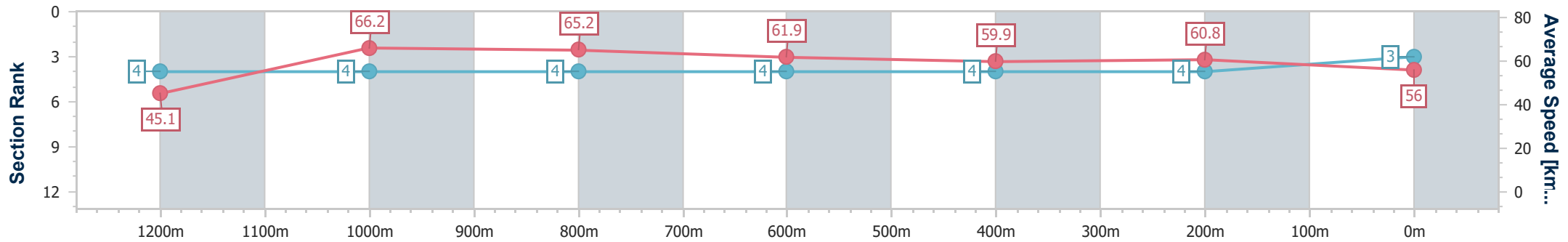
Sunshine Coast QLD Professional
Race 6: BOQ MAROOCHYDORE SUMMER PROVINCIAL
SPRINT SERIES - HEAT - BENCHMARK 75 Handicap - 1300m



27 November 2022 - 16:49

Track Rating: Soft 7, Weather: Overcast, Rail Position: +2m Entire Course

Section	Overall	1200m	1000m	800m	600m	400m	200m
Section Times	1:18.26 [3] (0:08.00)	1:10.26 [4] (0:10.88)	0:59.38 [4] (0:11.08)	0:48.30 [4] (0:11.63)	0:36.67 [4] (0:11.98)	0:24.69 [4] (0:11.84)	0:12.85 [4] (0:12.85)
Average Speed [km/h]	45.1	66.2	65.2	61.9	59.9	60.8	56.0
Top Speed [km/h]	62.9	68.8	66.4	64.6	62.2	62.8	58.6
Avg. Dist. to Rail [m]	6.9	3.5	2.2	0.4	0.9	0.8	3.6
Avg. Stride Freq. [Hz]	2.2	2.5	2.4	2.4	2.3	2.4	2.3
Avg. Stride Length [m]	5.6	7.5	7.5	7.2	7.1	7.0	6.7



- [] Ranking at each section and finish
- .-.- No data available at this section
- NA No data available



Horse/Jockey Name	Ocean Emperor
Final Rank	4
Fastest Section Time (Section)	0:07.90 (Overall)
Top Speed [km/h] (Section)	69.1 (1000m)
Race State	Finished



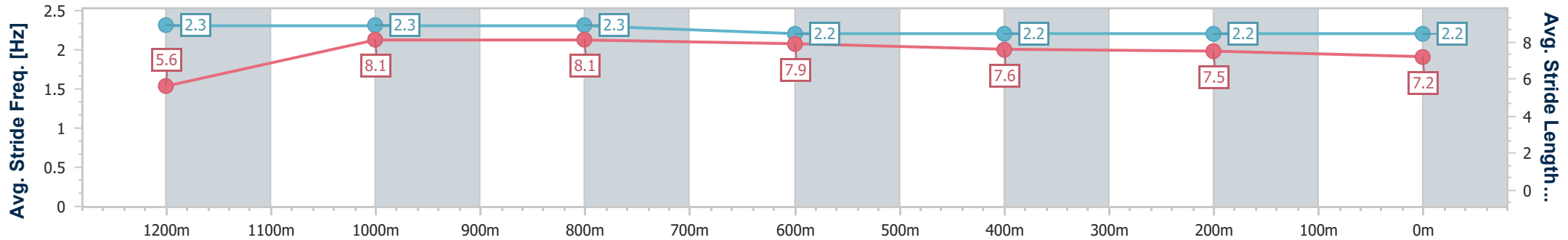
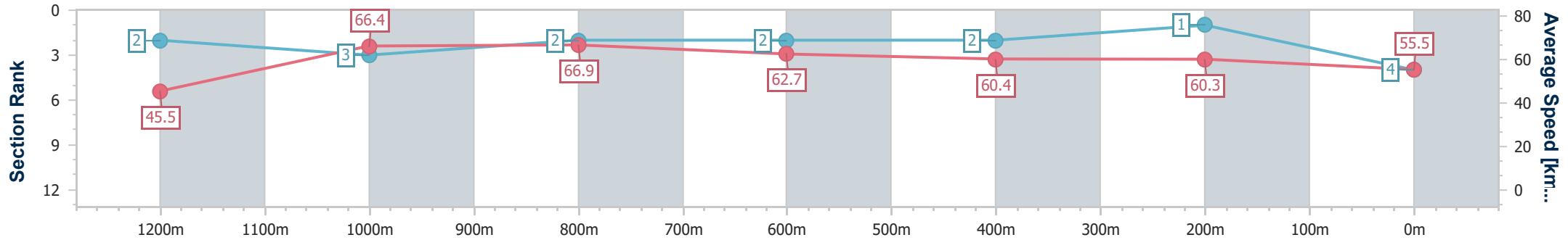
Sunshine Coast QLD Professional
 Race 6: BOQ MAROOCHYDORE SUMMER PROVINCIAL
 SPRINT SERIES - HEAT - BENCHMARK 75 Handicap - 1300m



27 November 2022 - 16:49

Track Rating: Soft 7, Weather: Overcast, Rail Position: +2m Entire Course

Section	Overall	1200m	1000m	800m	600m	400m	200m
Section Times	1:18.27 [4] (0:07.90)	1:10.37 [2] (0:10.87)	0:59.50 [3] (0:10.86)	0:48.64 [2] (0:11.70)	0:36.94 [2] (0:12.04)	0:24.90 [2] (0:11.94)	0:12.96 [1] (0:12.96)
Average Speed [km/h]	45.5	66.4	66.9	62.7	60.4	60.3	55.5
Top Speed [km/h]	63.2	67.4	69.1	64.8	61.5	61.2	58.5
Avg. Dist. to Rail [m]	10.8	7.9	4.5	3.1	1.6	3.6	5.5
Avg. Stride Freq. [Hz]	2.3	2.3	2.3	2.2	2.2	2.2	2.2
Avg. Stride Length [m]	5.6	8.1	8.1	7.9	7.6	7.5	7.2



- [] Ranking at each section and finish
- .-.- No data available at this section
- NA No data available



Horse/Jockey Name	Boho Beauty
Final Rank	5
Fastest Section Time (Section)	0:08.12 (Overall)
Top Speed [km/h] (Section)	69.4 (1200m)
Race State	Finished



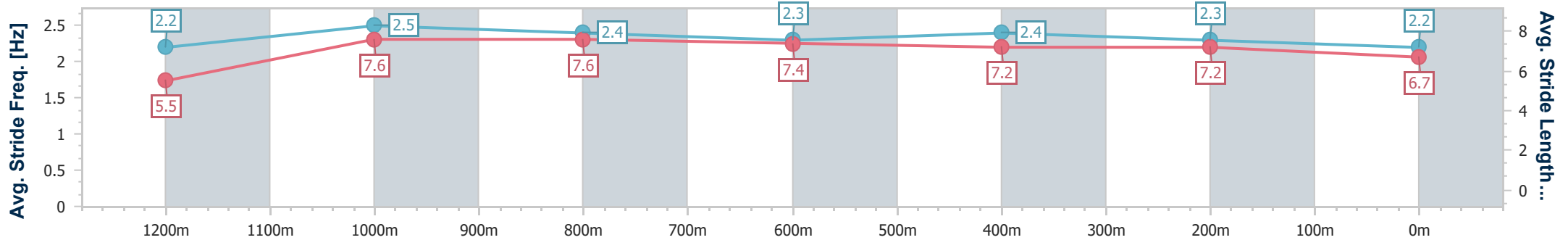
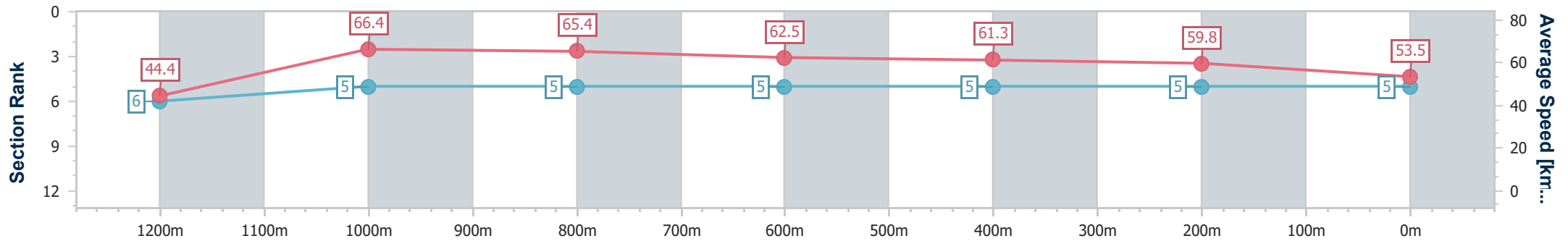
Sunshine Coast QLD Professional
 Race 6: BOQ MAROOCHYDORE SUMMER PROVINCIAL
 SPRINT SERIES - HEAT - BENCHMARK 75 Handicap - 1300m



27 November 2022 - 16:49

Track Rating: Soft 7, Weather: Overcast, Rail Position: +2m Entire Course

Section	Overall	1200m	1000m	800m	600m	400m	200m
Section Times	1:19.09 [5] (0:08.12)	1:10.97 [6] (0:10.84)	1:00.13 [5] (0:11.12)	0:49.01 [5] (0:11.70)	0:37.31 [5] (0:11.80)	0:25.51 [5] (0:12.04)	0:13.47 [5] (0:13.47)
Average Speed [km/h]	44.4	66.4	65.4	62.5	61.3	59.8	53.5
Top Speed [km/h]	62.8	69.4	66.3	65.4	62.7	62.0	56.9
Avg. Dist. to Rail [m]	11.0	6.3	4.5	2.5	1.0	4.1	5.0
Avg. Stride Freq. [Hz]	2.2	2.5	2.4	2.3	2.4	2.3	2.2
Avg. Stride Length [m]	5.5	7.6	7.6	7.4	7.2	7.2	6.7



- [] Ranking at each section and finish
- .-.- No data available at this section
- NA No data available



Horse/Jockey Name	Magic In Me
Final Rank	6
Fastest Section Time (Section)	0:07.90 (Overall)
Top Speed [km/h] (Section)	68.5 (1200m)
Race State	Finished



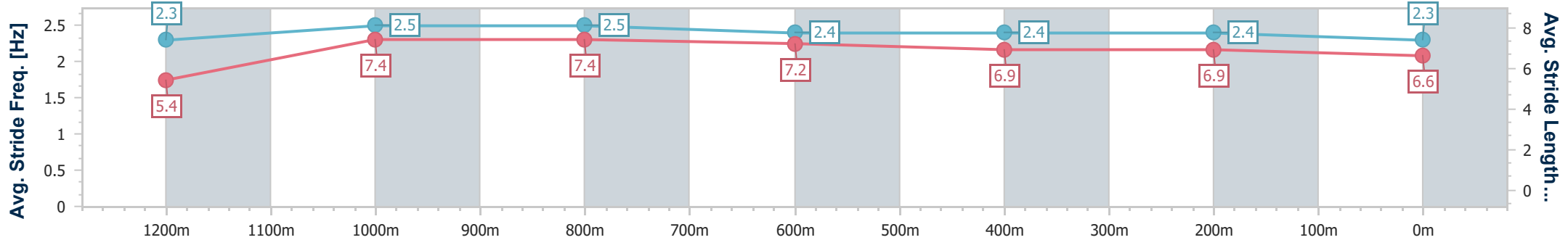
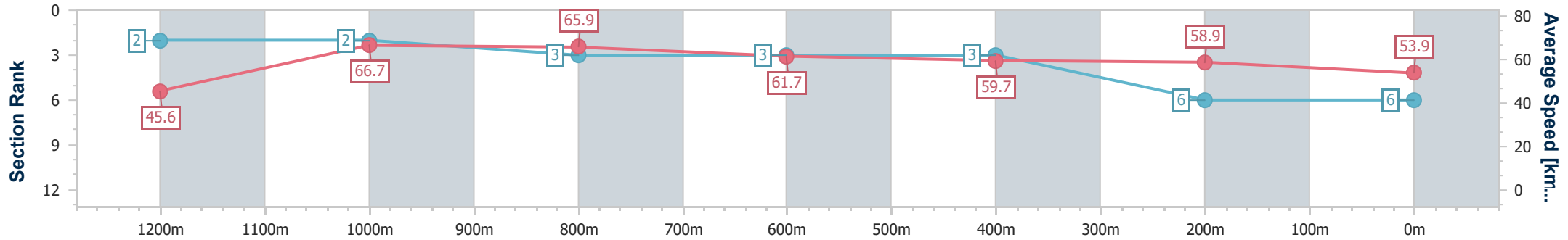
Sunshine Coast QLD Professional
 Race 6: BOQ MAROOCHYDORE SUMMER PROVINCIAL
 SPRINT SERIES - HEAT - BENCHMARK 75 Handicap - 1300m



27 November 2022 - 16:49

Track Rating: Soft 7, Weather: Overcast, Rail Position: +2m Entire Course

Section	Overall	1200m	1000m	800m	600m	400m	200m
Section Times	1:19.12 [6] (0:07.90)	1:11.22 [2] (0:10.80)	1:00.42 [2] (0:11.01)	0:49.41 [3] (0:11.75)	0:37.66 [3] (0:12.09)	0:25.57 [3] (0:12.23)	0:13.34 [6] (0:13.34)
Average Speed [km/h]	45.6	66.7	65.9	61.7	59.7	58.9	53.9
Top Speed [km/h]	63.3	68.5	67.5	63.0	60.9	61.9	56.6
Avg. Dist. to Rail [m]	7.9	5.1	3.0	1.4	0.5	1.0	3.0
Avg. Stride Freq. [Hz]	2.3	2.5	2.5	2.4	2.4	2.4	2.3
Avg. Stride Length [m]	5.4	7.4	7.4	7.2	6.9	6.9	6.6



- [] Ranking at each section and finish
- .-.- No data available at this section
- NA No data available



Horse/Jockey Name	La Amigo
Final Rank	7
Fastest Section Time (Section)	0:07.89 (Overall)
Top Speed [km/h] (Section)	68.4 (1200m)
Race State	Finished



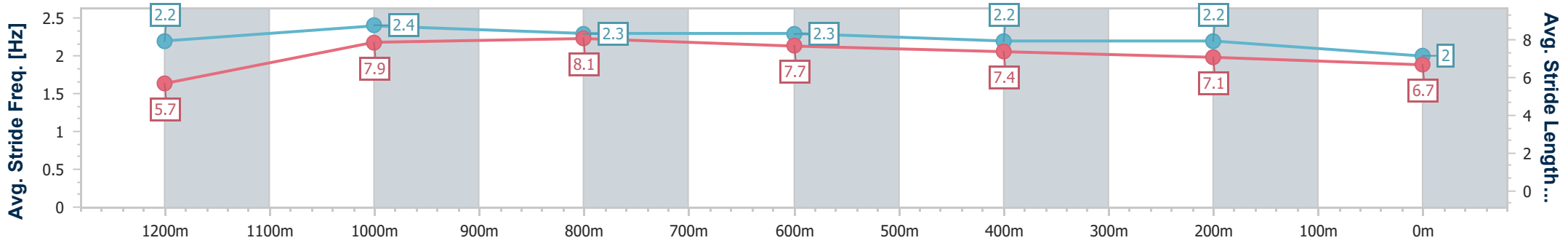
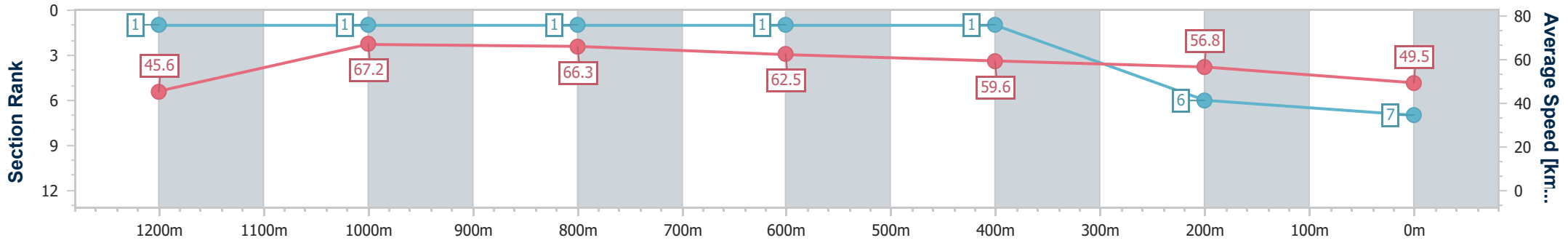
Sunshine Coast QLD Professional
 Race 6: BOQ MAROOCHYDORE SUMMER PROVINCIAL
 SPRINT SERIES - HEAT - BENCHMARK 75 Handicap - 1300m



27 November 2022 - 16:49

Track Rating: Soft 7, Weather: Overcast, Rail Position: +2m Entire Course

Section	Overall	1200m	1000m	800m	600m	400m	200m
Section Times	1:20.31 [7] (0:07.89)	1:12.42 [1] (0:10.72)	1:01.70 [1] (0:10.93)	0:50.77 [1] (0:11.55)	0:39.22 [1] (0:12.02)	0:27.20 [1] (0:12.67)	0:14.53 [6] (0:14.53)
Average Speed [km/h]	45.6	67.2	66.3	62.5	59.6	56.8	49.5
Top Speed [km/h]	64.8	68.4	67.5	64.3	61.1	58.5	54.8
Avg. Dist. to Rail [m]	9.0	6.9	3.5	0.5	0.7	1.3	3.3
Avg. Stride Freq. [Hz]	2.2	2.4	2.3	2.3	2.2	2.2	2.0
Avg. Stride Length [m]	5.7	7.9	8.1	7.7	7.4	7.1	6.7



- [] Ranking at each section and finish
- .-.- No data available at this section
- NA No data available



Horse/Jockey Name	Magnus Bellagio
Final Rank	8
Fastest Section Time (Section)	0:08.09 (Overall)
Top Speed [km/h] (Section)	67.6 (1200m)
Race State	Finished



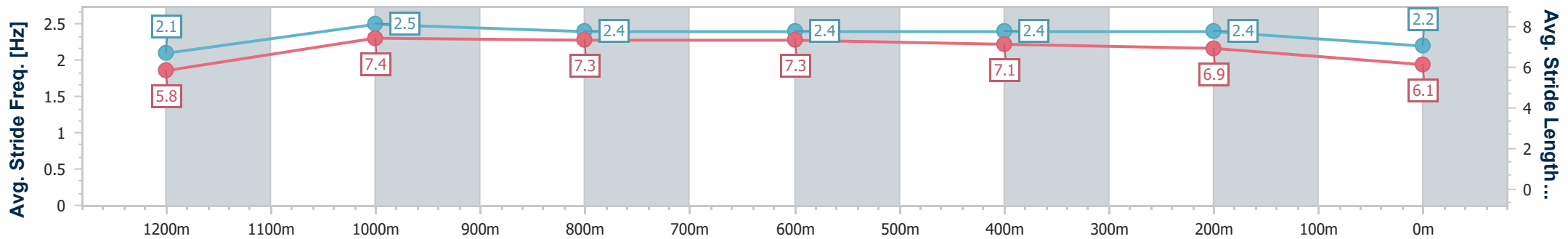
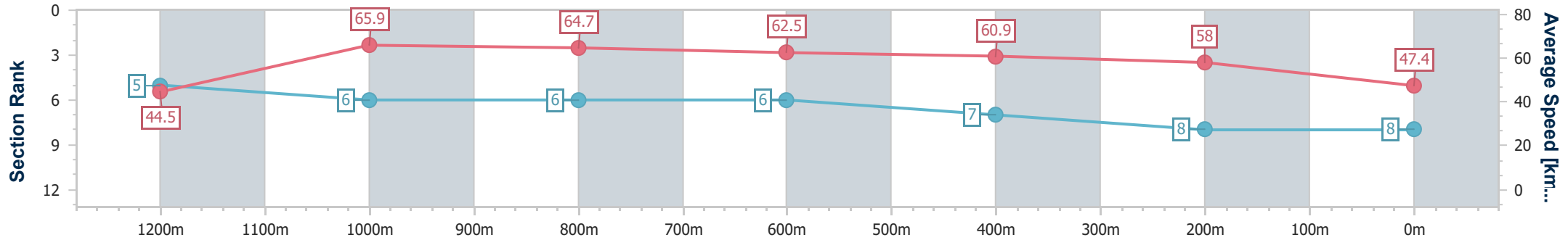
Sunshine Coast QLD Professional
 Race 6: BOQ MAROOCHYDORE SUMMER PROVINCIAL
 SPRINT SERIES - HEAT - BENCHMARK 75 Handicap - 1300m



27 November 2022 - 16:49

Track Rating: Soft 7, Weather: Overcast, Rail Position: +2m Entire Course

Section	Overall	1200m	1000m	800m	600m	400m	200m
Section Times	1:21.37 [8] (0:08.09)	1:13.28 [5] (0:10.92)	1:02.36 [6] (0:11.20)	0:51.16 [6] (0:11.66)	0:39.50 [6] (0:11.88)	0:27.62 [7] (0:12.41)	0:15.21 [8] (0:15.21)
Average Speed [km/h]	44.5	65.9	64.7	62.5	60.9	58.0	47.4
Top Speed [km/h]	63.4	67.6	66.2	64.9	61.5	60.9	54.7
Avg. Dist. to Rail [m]	4.5	2.1	2.0	2.1	1.0	3.6	9.3
Avg. Stride Freq. [Hz]	2.1	2.5	2.4	2.4	2.4	2.4	2.2
Avg. Stride Length [m]	5.8	7.4	7.3	7.3	7.1	6.9	6.1



- [] Ranking at each section and finish
- .-.- No data available at this section
- NA No data available