



Sunshine Coast QLD Professional

Race 7: 92.7 MIX FM'S TODD & SAMI BENCHMARK 65 Handicap - 1400m

27 November 2022 - 17:22



Track Rating: Soft 7, Weather: Overcast, Rail Position: +2m Entire Course

Section	Overall						1200m		1000m		800m		600m		400m		Last 600m		
Field Times	1:25.55 (0:13.89)						1:11.66 (0:11.53)		1:00.13 (0:11.49)		0:48.64 (0:12.17)		0:36.47 (0:12.07)		0:24.40 (0:11.79)		0:36.47		
Rank	TAB	Horse/Jockey	Barrier	Top Speed [km/h]	Fastest Section	Distance Travelled [m]													
1	3	AWE Brodie Loy	18	64.5 400m	0:11.34 400m	1:25.55 [1] (0:14.52)	1:11.03 [8] (0:11.78)	0:59.25 [9] (0:11.92)	0:47.33 [9] (0:11.78)	0:35.55 [8] (0:11.83)	0:23.72 [8] (0:11.34)							0:35.55	
2	13	JAC THE GREAT Micheal Hellyer	7	65.6 400m	0:11.39 400m	1:25.69 [2] (0:14.65)	1:11.04 [10] (0:11.70)	0:59.34 [10] (0:11.96)	0:47.38 [10] (0:11.83)	0:35.55 [10] (0:11.91)	0:23.64 [9] (0:11.39)							0:35.55	+0
3	4	LIABILITY Kyle Wilson-Taylor	11	64.1 1200m	0:11.45 1000m	1:25.71 [3] (0:13.93)	1:11.78 [2] (0:11.53)	1:00.25 [2] (0:11.45)	0:48.80 [1] (0:12.17)	0:36.63 [1] (0:12.07)	0:24.56 [1] (0:11.79)							0:36.63	-2
4	8	PRICKLY POPPY Tiffani Brooker	13	64.1 1200m	0:11.64 400m	1:25.77 [4] (0:14.21)	1:11.56 [4] (0:11.73)	0:59.83 [5] (0:11.87)	0:47.96 [7] (0:11.99)	0:35.97 [7] (0:12.04)	0:23.93 [7] (0:11.64)							0:35.97	+3
5	12	BETTER LAD Matthew Powell	14	63.7 Overall	0:11.62 1000m	1:26.19 [5] (0:14.34)	1:11.85 [7] (0:11.66)	1:00.19 [6] (0:11.62)	0:48.57 [5] (0:11.89)	0:36.68 [4] (0:12.16)	0:24.52 [6] (0:11.81)							0:36.68	+0
6	2	SUILVEN Georgina Cartwright	4	65.0 1200m	0:11.53 1200m	1:26.24 [6] (0:13.89)	1:12.35 [1] (0:11.53)	1:00.82 [1] (0:11.54)	0:49.28 [2] (0:12.32)	0:36.96 [2] (0:12.02)	0:24.94 [2] (0:12.00)							0:36.96	-2
7	15	POPPY JOAN Robbie Fradd	6	63.5 Overall	0:11.72 1000m	1:26.28 [7] (0:14.24)	1:12.04 [5] (0:11.82)	1:00.22 [7] (0:11.72)	0:48.50 [6] (0:11.90)	0:36.60 [6] (0:11.94)	0:24.66 [4] (0:11.78)							0:36.60	-1
8	18	TRY TO BE GOOD Melea Castle	1	65.7 1200m	0:11.44 1200m	1:26.31 [8] (0:14.27)	1:12.04 [6] (0:11.44)	1:00.60 [3] (0:11.69)	0:48.91 [3] (0:11.97)	0:36.94 [3] (0:12.06)	0:24.88 [3] (0:11.97)							0:36.94	-1
9	9	RISING STAR Angela Jones	2	63.8 1200m	0:11.66 1200m	1:26.58 [9] (0:14.18)	1:12.40 [3] (0:11.66)	1:00.74 [4] (0:11.71)	0:49.03 [4] (0:11.98)	0:37.05 [5] (0:12.13)	0:24.92 [5] (0:12.06)							0:37.05	+1
10	10	THE LOVE ROCKET Jim Byrne	9	64.3 1200m	0:11.63 1200m	1:28.84 [10] (0:14.52)	1:14.32 [9] (0:11.63)	1:02.69 [8] (0:11.99)	0:50.70 [8] (0:12.05)	0:38.65 [9] (0:12.50)	0:26.15 [10] (0:12.55)							0:38.65	-4

Scratched: Canny Be Better (#14), Sebring Girl (#16), Danezel (#6), Ghostwriter (#1), King Hammurabi (#11), Mysterious Art (#5), Fish On (#7), Minor Luck (#17)

[] Ranking at each section and finish
 -:-:- No data available at this section
 NA No data available

SCN Saddle cloth number
 DNF Did not finish
 DNT Did not track



Sunshine Coast QLD Professional

Race 7: 92.7 MIX FM'S TODD & SAMI BENCHMARK 65 Handicap - 1400m

27 November 2022 - 17:22



Track Rating: Soft 7, Weather: Overcast, Rail Position: +2m Entire Course

Section				200m				Last 600m	
Field Times				0:12.61 (0:12.61)				0:36.47	
Rank	TAB	Horse/Jockey	Barrier	Top Speed [km/h]	Fastest Section	Margin		Distance Travelled [m]	
1	3	AWE Brodie Loy	18	64.5 400m	0:11.34 400m	0:12.38 [2] (0:12.38)	1:25.55	0:35.55	
2	13	JAC THE GREAT Micheal Hellyer	7	65.6 400m	0:11.39 400m	0:12.25 [8] (0:12.25)	0.14L	0:35.55 +0	
3	4	LIABILITY Kyle Wilson-Taylor	11	64.1 1200m	0:11.45 1000m	0:12.77 [1] (0:12.77)	0.16L	0:36.63 -2	
4	8	PRICKLY POPPY Tiffani Brooker	13	64.1 1200m	0:11.64 400m	0:12.29 [5] (0:12.29)	0.22L	0:35.97 +3	
5	12	BETTER LAD Matthew Powell	14	63.7 Overall	0:11.62 1000m	0:12.71 [7] (0:12.71)	0.64L	0:36.68 +0	
6	2	SUILVEN Georgina Cartwright	4	65.0 1200m	0:11.53 1200m	0:12.94 [3] (0:12.94)	0.69L	0:36.96 -2	
7	15	POPPY JOAN Robbie Fradd	6	63.5 Overall	0:11.72 1000m	0:12.88 [4] (0:12.88)	0.73L	0:36.60 -1	
8	18	TRY TO BE GOOD Melea Castle	1	65.7 1200m	0:11.44 1200m	0:12.91 [6] (0:12.91)	0.76L	0:36.94 -1	
9	9	RISING STAR Angela Jones	2	63.8 1200m	0:11.66 1200m	0:12.86 [9] (0:12.86)	1.03L	0:37.05 +1	
10	10	THE LOVE ROCKET Jim Byrne	9	64.3 1200m	0:11.63 1200m	0:13.60 [10] (0:13.60)	3.29L	0:38.65 -4	

Scratched: Canny Be Better (#14), Sebring Girl (#16), Danezel (#6), Ghostwriter (#1), King Hammurabi (#11), Mysterious Art (#5), Fish On (#7), Minor Luck (#17)

[] Ranking at each section and finish
 -:-:- No data available at this section
 NA No data available

SCN Saddle cloth number
 DNF Did not finish
 DNT Did not track



Horse/Jockey Name	Awe
Final Rank	1
Fastest Section Time (Section)	0:11.34 (400m)
Top Speed [km/h] (Section)	64.5 (400m)
Race State	Finished



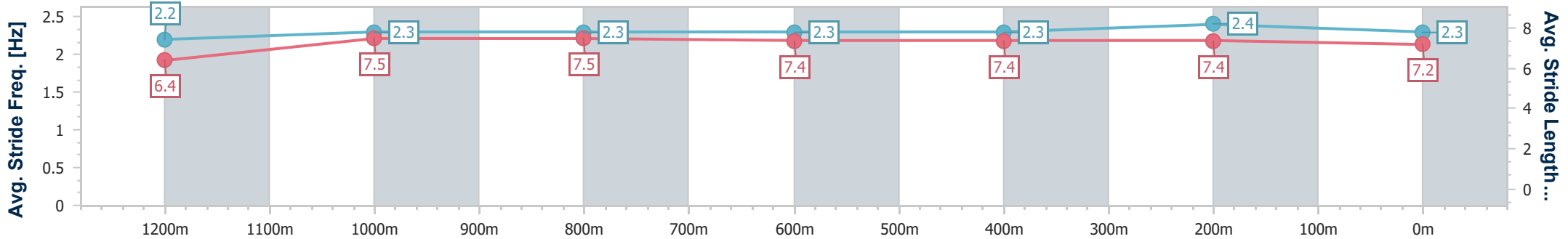
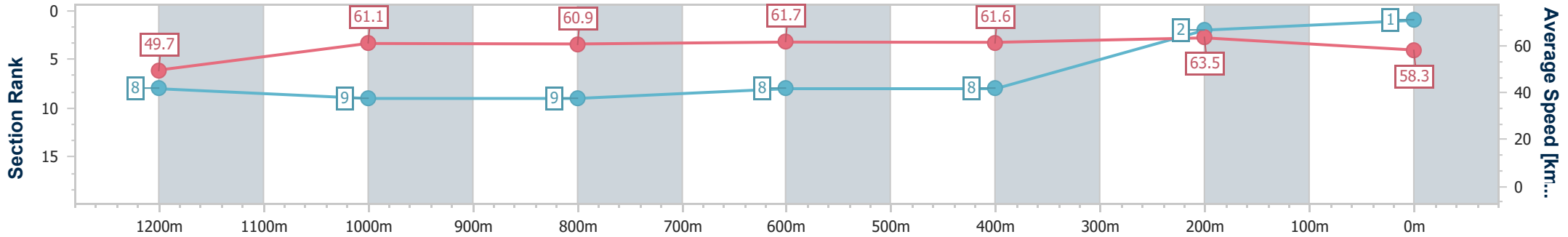
Sunshine Coast QLD Professional
 Race 7: 92.7 MIX FM'S TODD & SAMI BENCHMARK 65
 Handicap - 1400m



27 November 2022 - 17:22

Track Rating: Soft 7, Weather: Overcast, Rail Position: +2m Entire Course

Section	Overall	1200m	1000m	800m	600m	400m	200m
Section Times	1:25.55 [1] (0:14.52)	1:11.03 [8] (0:11.78)	0:59.25 [9] (0:11.92)	0:47.33 [9] (0:11.78)	0:35.55 [8] (0:11.83)	0:23.72 [8] (0:11.34)	0:12.38 [2] (0:12.38)
Average Speed [km/h]	49.7	61.1	60.9	61.7	61.6	63.5	58.3
Top Speed [km/h]	64.1	63.5	62.8	63.2	63.8	64.5	62.2
Avg. Dist. to Rail [m]	11.1	4.1	3.2	1.9	2.2	5.5	9.1
Avg. Stride Freq. [Hz]	2.2	2.3	2.3	2.3	2.3	2.4	2.3
Avg. Stride Length [m]	6.4	7.5	7.5	7.4	7.4	7.4	7.2



- [] Ranking at each section and finish
- .-.- No data available at this section
- NA No data available



Horse/Jockey Name	Jac The Great
Final Rank	2
Fastest Section Time (Section)	0:11.39 (400m)
Top Speed [km/h] (Section)	65.6 (400m)
Race State	Finished



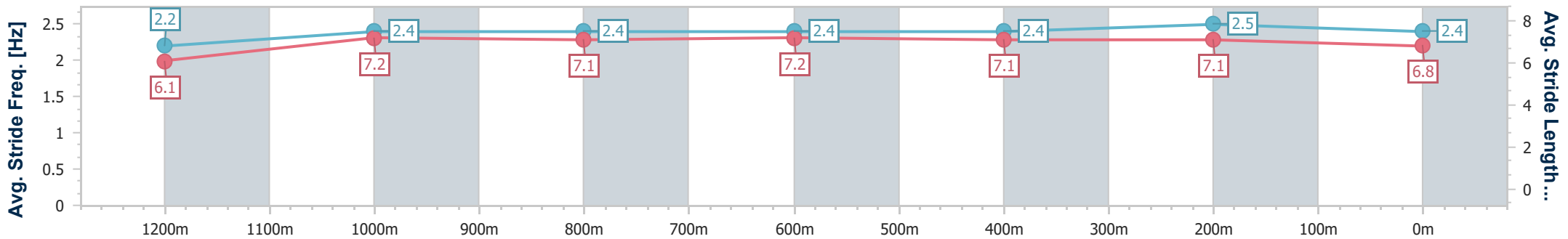
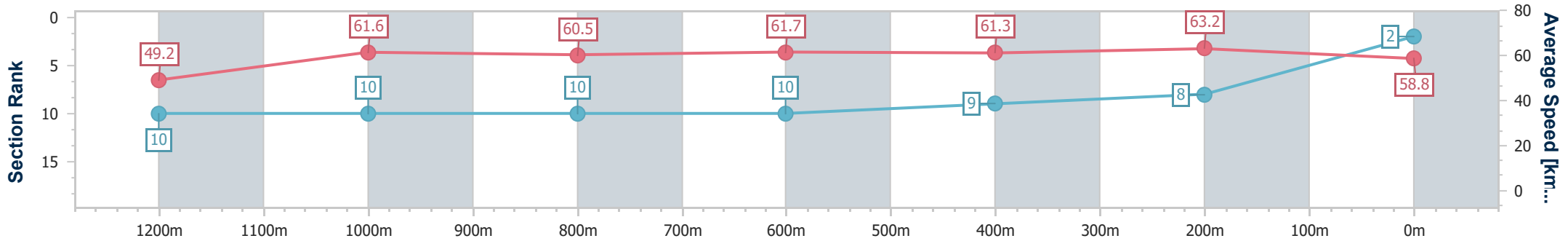
Sunshine Coast QLD Professional
Race 7: 92.7 MIX FM'S TODD & SAMI BENCHMARK 65
Handicap - 1400m



27 November 2022 - 17:22

Track Rating: Soft 7, Weather: Overcast, Rail Position: +2m Entire Course

Section	Overall	1200m	1000m	800m	600m	400m	200m						
Section Times	1:25.69 [2] (0:14.65)	1:11.04 [10] (0:11.70)	0:59.34 [10] (0:11.96)	0:47.38 [10] (0:11.83)	0:35.55 [10] (0:11.91)	0:23.64 [9] (0:11.39)	0:12.25 [8] (0:12.25)						
Average Speed [km/h]	49.2	61.6	60.5	61.7	61.3	63.2	58.8						
Top Speed [km/h]	63.2	62.6	61.9	61.9	63.0	65.6	62.3						
Avg. Dist. to Rail [m]	6.3	2.9	2.2	2.2	2.3	4.8	4.7						
Avg. Stride Freq. [Hz]	2.2	2.4	2.4	2.4	2.4	2.5	2.4						
Avg. Stride Length [m]	6.1	7.2	7.1	7.2	7.1	7.1	6.8						



- [] Ranking at each section and finish
- .-.- No data available at this section
- NA No data available



Horse/Jockey Name	Liability
Final Rank	3
Fastest Section Time (Section)	0:11.45 (1000m)
Top Speed [km/h] (Section)	64.1 (1200m)
Race State	Finished



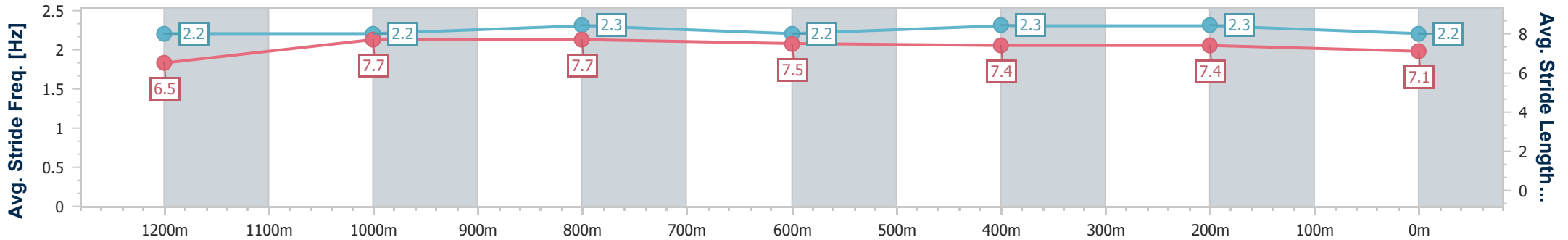
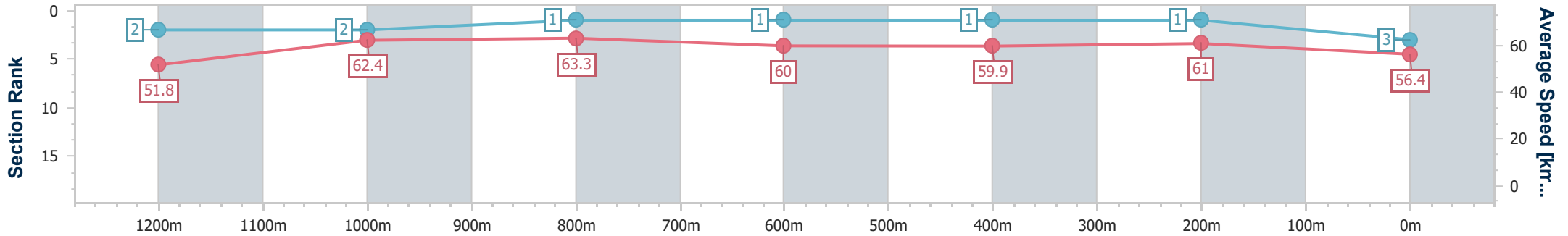
Sunshine Coast QLD Professional
Race 7: 92.7 MIX FM'S TODD & SAMI BENCHMARK 65
Handicap - 1400m



27 November 2022 - 17:22

Track Rating: Soft 7, Weather: Overcast, Rail Position: +2m Entire Course

Section	Overall	1200m	1000m	800m	600m	400m	200m
Section Times	1:25.71 [3] (0:13.93)	1:11.78 [2] (0:11.53)	1:00.25 [2] (0:11.45)	0:48.80 [1] (0:12.17)	0:36.63 [1] (0:12.07)	0:24.56 [1] (0:11.79)	0:12.77 [1] (0:12.77)
Average Speed [km/h]	51.8	62.4	63.3	60.0	59.9	61.0	56.4
Top Speed [km/h]	64.0	64.1	64.0	62.4	61.7	61.9	59.0
Avg. Dist. to Rail [m]	8.5	3.4	2.9	2.2	0.7	5.1	7.7
Avg. Stride Freq. [Hz]	2.2	2.2	2.3	2.2	2.3	2.3	2.2
Avg. Stride Length [m]	6.5	7.7	7.7	7.5	7.4	7.4	7.1



- [] Ranking at each section and finish
- .-.- No data available at this section
- NA No data available



Horse/Jockey Name	Prickly Poppy
Final Rank	4
Fastest Section Time (Section)	0:11.64 (400m)
Top Speed [km/h] (Section)	64.1 (1200m)
Race State	Finished



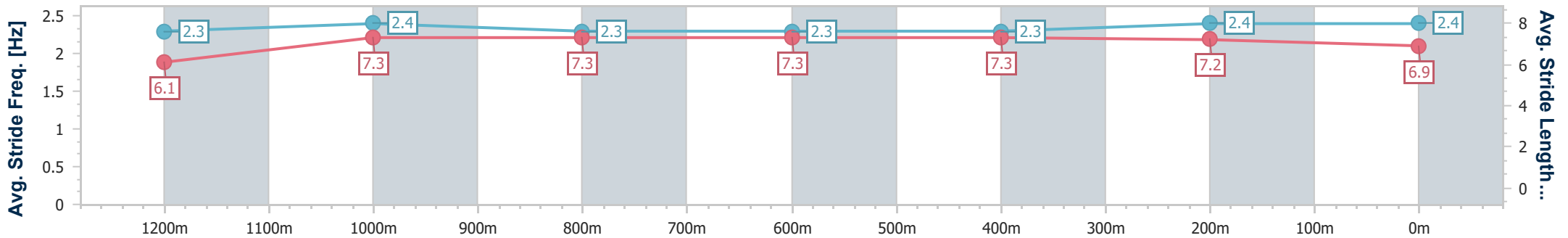
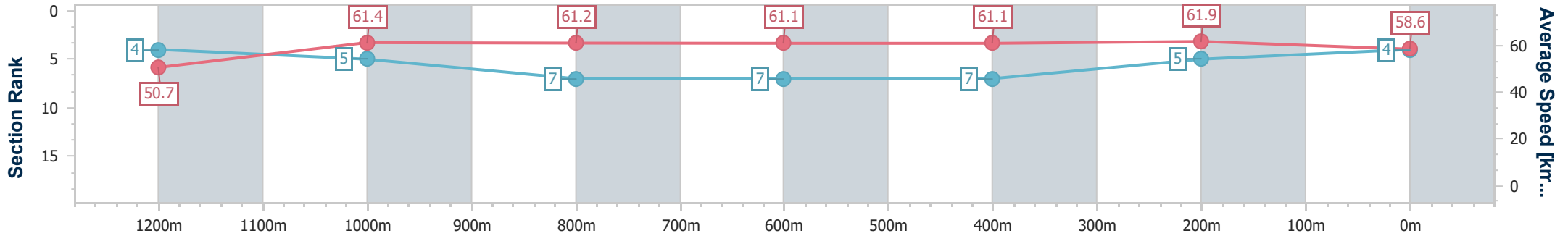
Sunshine Coast QLD Professional
 Race 7: 92.7 MIX FM'S TODD & SAMI BENCHMARK 65
 Handicap - 1400m



27 November 2022 - 17:22

Track Rating: Soft 7, Weather: Overcast, Rail Position: +2m Entire Course

Section	Overall	1200m	1000m	800m	600m	400m	200m
Section Times	1:25.77 [4] (0:14.21)	1:11.56 [4] (0:11.73)	0:59.83 [5] (0:11.87)	0:47.96 [7] (0:11.99)	0:35.97 [7] (0:12.04)	0:23.93 [7] (0:11.64)	0:12.29 [5] (0:12.29)
Average Speed [km/h]	50.7	61.4	61.2	61.1	61.1	61.9	58.6
Top Speed [km/h]	64.0	64.1	63.2	62.5	62.1	62.7	60.2
Avg. Dist. to Rail [m]	9.9	4.7	4.0	3.1	3.8	9.7	11.6
Avg. Stride Freq. [Hz]	2.3	2.4	2.3	2.3	2.3	2.4	2.4
Avg. Stride Length [m]	6.1	7.3	7.3	7.3	7.3	7.2	6.9



- [] Ranking at each section and finish
- .-.- No data available at this section
- NA No data available



Horse/Jockey Name	Better Lad
Final Rank	5
Fastest Section Time (Section)	0:11.62 (1000m)
Top Speed [km/h] (Section)	63.7 (Overall)
Race State	Finished



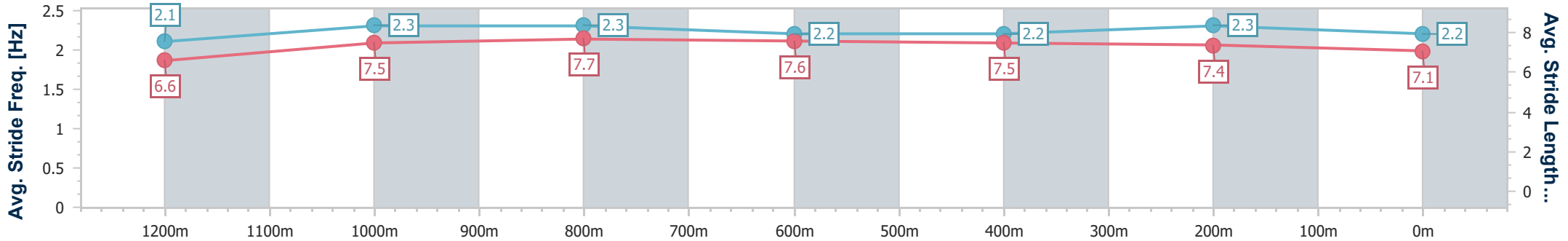
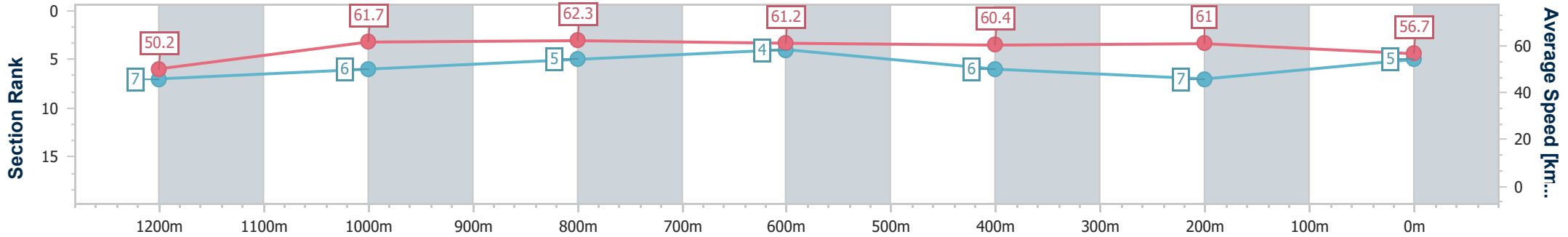
Sunshine Coast QLD Professional
 Race 7: 92.7 MIX FM'S TODD & SAMI BENCHMARK 65
 Handicap - 1400m



27 November 2022 - 17:22

Track Rating: Soft 7, Weather: Overcast, Rail Position: +2m Entire Course

Section	Overall	1200m	1000m	800m	600m	400m	200m
Section Times	1:26.19 [5] (0:14.34)	1:11.85 [7] (0:11.66)	1:00.19 [6] (0:11.62)	0:48.57 [5] (0:11.89)	0:36.68 [4] (0:12.16)	0:24.52 [6] (0:11.81)	0:12.71 [7] (0:12.71)
Average Speed [km/h]	50.2	61.7	62.3	61.2	60.4	61.0	56.7
Top Speed [km/h]	63.7	63.7	62.9	61.8	61.9	62.0	59.4
Avg. Dist. to Rail [m]	10.2	4.7	3.3	1.6	3.4	9.0	11.3
Avg. Stride Freq. [Hz]	2.1	2.3	2.3	2.2	2.2	2.3	2.2
Avg. Stride Length [m]	6.6	7.5	7.7	7.6	7.5	7.4	7.1



- [] Ranking at each section and finish
- .-.- No data available at this section
- NA No data available



Horse/Jockey Name	Suilven
Final Rank	6
Fastest Section Time (Section)	0:11.53 (1200m)
Top Speed [km/h] (Section)	65.0 (1200m)
Race State	Finished



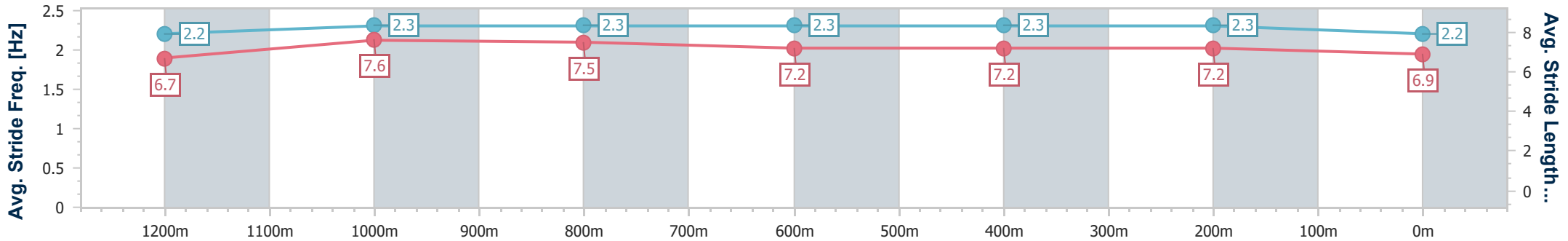
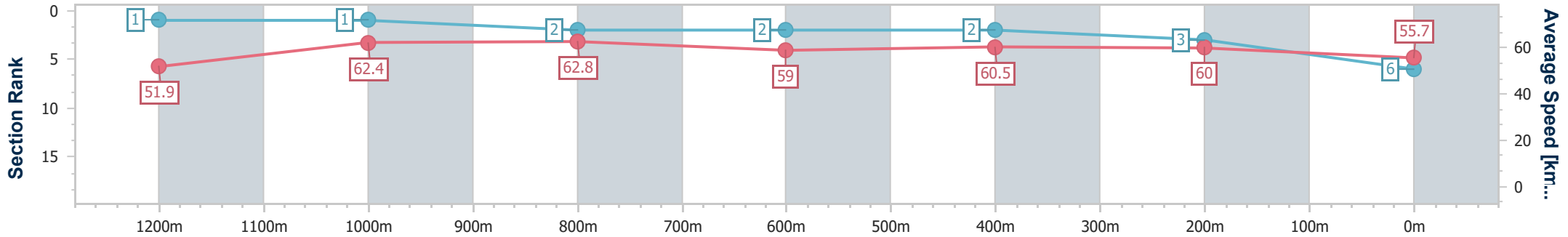
Sunshine Coast QLD Professional
 Race 7: 92.7 MIX FM'S TODD & SAMI BENCHMARK 65
 Handicap - 1400m



27 November 2022 - 17:22

Track Rating: Soft 7, Weather: Overcast, Rail Position: +2m Entire Course

Section	Overall	1200m	1000m	800m	600m	400m	200m
Section Times	1:26.24 [6] (0:13.89)	1:12.35 [1] (0:11.53)	1:00.82 [1] (0:11.54)	0:49.28 [2] (0:12.32)	0:36.96 [2] (0:12.02)	0:24.94 [2] (0:12.00)	0:12.94 [3] (0:12.94)
Average Speed [km/h]	51.9	62.4	62.8	59.0	60.5	60.0	55.7
Top Speed [km/h]	63.0	65.0	63.4	61.6	61.5	61.1	58.6
Avg. Dist. to Rail [m]	6.5	2.2	2.3	1.5	1.7	6.6	9.4
Avg. Stride Freq. [Hz]	2.2	2.3	2.3	2.3	2.3	2.3	2.2
Avg. Stride Length [m]	6.7	7.6	7.5	7.2	7.2	7.2	6.9



- [] Ranking at each section and finish
- .-.- No data available at this section
- NA No data available



Horse/Jockey Name	Poppy Joan
Final Rank	7
Fastest Section Time (Section)	0:11.72 (1000m)
Top Speed [km/h] (Section)	63.5 (Overall)
Race State	Finished



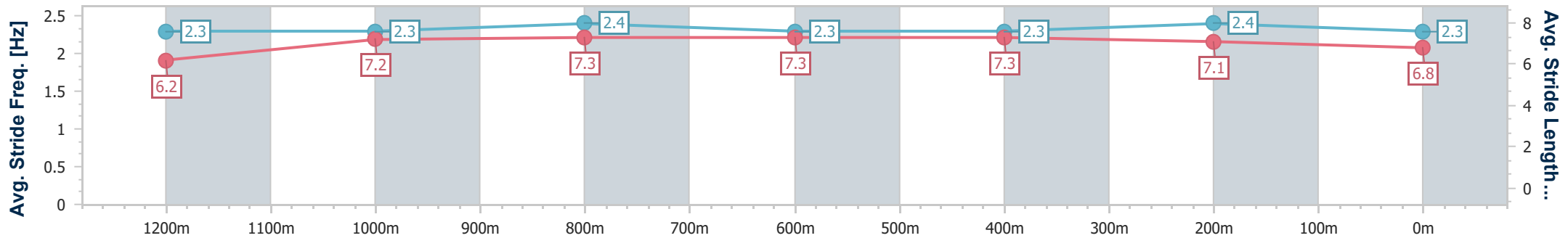
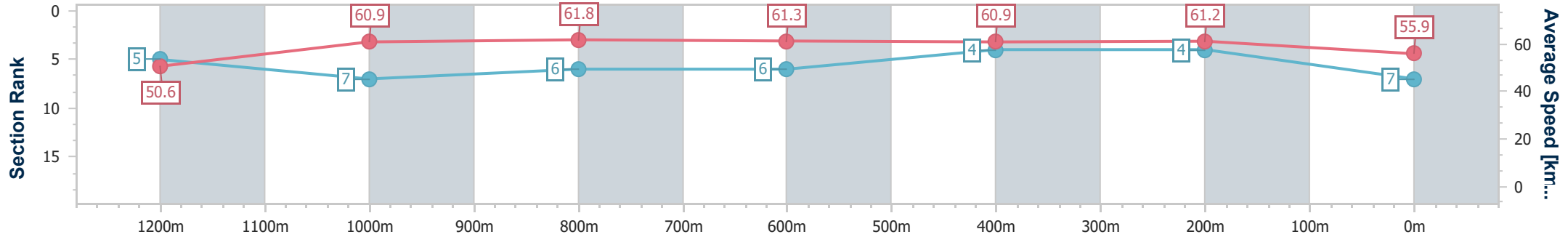
Sunshine Coast QLD Professional
 Race 7: 92.7 MIX FM'S TODD & SAMI BENCHMARK 65
 Handicap - 1400m



27 November 2022 - 17:22

Track Rating: Soft 7, Weather: Overcast, Rail Position: +2m Entire Course

Section	Overall	1200m	1000m	800m	600m	400m	200m
Section Times	1:26.28 [7] (0:14.24)	1:12.04 [5] (0:11.82)	1:00.22 [7] (0:11.72)	0:48.50 [6] (0:11.90)	0:36.60 [6] (0:11.94)	0:24.66 [4] (0:11.78)	0:12.88 [4] (0:12.88)
Average Speed [km/h]	50.6	60.9	61.8	61.3	60.9	61.2	55.9
Top Speed [km/h]	63.5	63.3	62.9	62.0	61.8	62.7	59.4
Avg. Dist. to Rail [m]	7.0	3.6	2.8	2.1	1.8	4.2	4.1
Avg. Stride Freq. [Hz]	2.3	2.3	2.4	2.3	2.3	2.4	2.3
Avg. Stride Length [m]	6.2	7.2	7.3	7.3	7.3	7.1	6.8



- [] Ranking at each section and finish
- .-.- No data available at this section
- NA No data available



Horse/Jockey Name	Try To Be Good
Final Rank	8
Fastest Section Time (Section)	0:11.44 (1200m)
Top Speed [km/h] (Section)	65.7 (1200m)
Race State	Finished



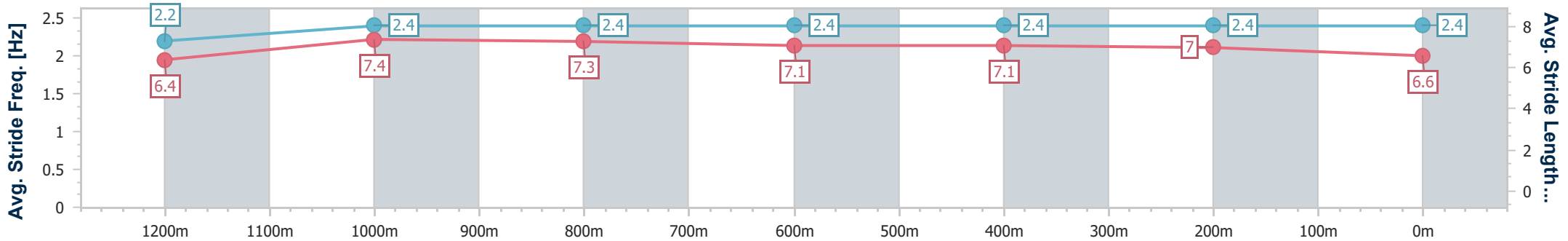
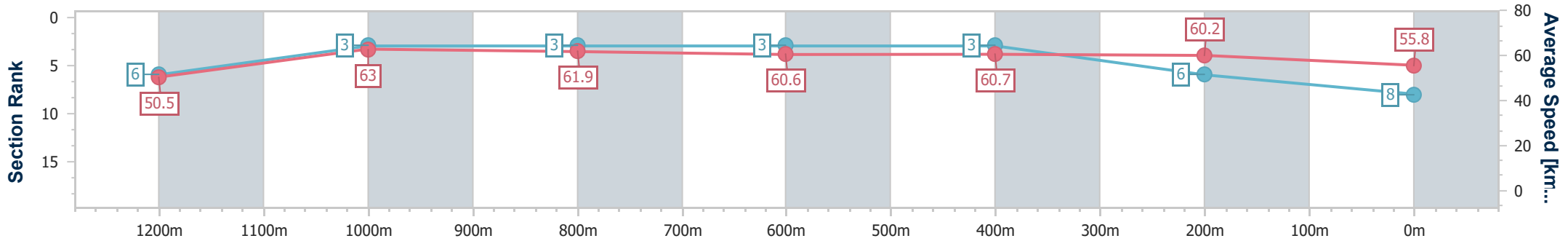
Sunshine Coast QLD Professional
 Race 7: 92.7 MIX FM'S TODD & SAMI BENCHMARK 65
 Handicap - 1400m



27 November 2022 - 17:22

Track Rating: Soft 7, Weather: Overcast, Rail Position: +2m Entire Course

Section	Overall	1200m	1000m	800m	600m	400m	200m
Section Times	1:26.31 [8] (0:14.27)	1:12.04 [6] (0:11.44)	1:00.60 [3] (0:11.69)	0:48.91 [3] (0:11.97)	0:36.94 [3] (0:12.06)	0:24.88 [3] (0:11.97)	0:12.91 [6] (0:12.91)
Average Speed [km/h]	50.5	63.0	61.9	60.6	60.7	60.2	55.8
Top Speed [km/h]	65.7	65.7	63.5	61.4	61.2	61.2	59.4
Avg. Dist. to Rail [m]	3.5	2.1	2.1	1.2	2.9	9.1	11.4
Avg. Stride Freq. [Hz]	2.2	2.4	2.4	2.4	2.4	2.4	2.4
Avg. Stride Length [m]	6.4	7.4	7.3	7.1	7.1	7.0	6.6



- [] Ranking at each section and finish
- .-.- No data available at this section
- NA No data available



Horse/Jockey Name	Rising Star
Final Rank	9
Fastest Section Time (Section)	0:11.66 (1200m)
Top Speed [km/h] (Section)	63.8 (1200m)
Race State	Finished



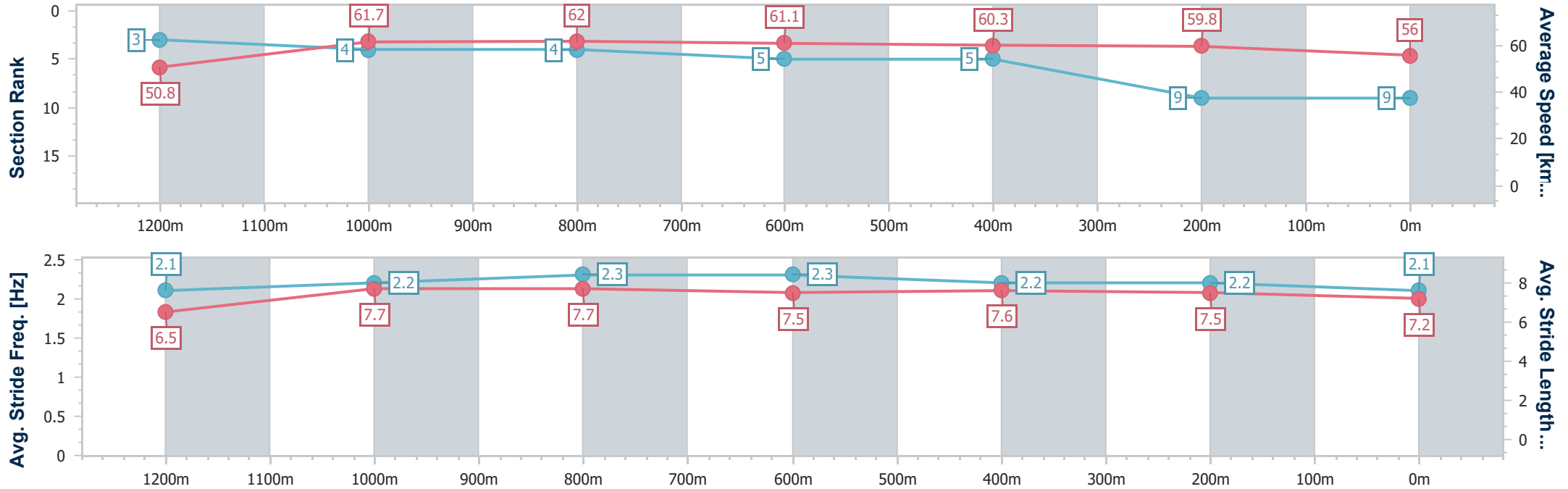
Sunshine Coast QLD Professional
 Race 7: 92.7 MIX FM'S TODD & SAMI BENCHMARK 65
 Handicap - 1400m



27 November 2022 - 17:22

Track Rating: Soft 7, Weather: Overcast, Rail Position: +2m Entire Course

Section	Overall	1200m	1000m	800m	600m	400m	200m
Section Times	1:26.58 [9] (0:14.18)	1:12.40 [3] (0:11.66)	1:00.74 [4] (0:11.71)	0:49.03 [4] (0:11.98)	0:37.05 [5] (0:12.13)	0:24.92 [5] (0:12.06)	0:12.86 [9] (0:12.86)
Average Speed [km/h]	50.8	61.7	62.0	61.1	60.3	59.8	56.0
Top Speed [km/h]	63.8	63.8	62.8	61.8	61.4	61.2	58.1
Avg. Dist. to Rail [m]	5.1	2.8	3.3	2.5	2.8	8.9	8.6
Avg. Stride Freq. [Hz]	2.1	2.2	2.3	2.3	2.2	2.2	2.1
Avg. Stride Length [m]	6.5	7.7	7.7	7.5	7.6	7.5	7.2



- [] Ranking at each section and finish
- .-.- No data available at this section
- NA No data available



Horse/Jockey Name	The Love Rocket
Final Rank	10
Fastest Section Time (Section)	0:11.63 (1200m)
Top Speed [km/h] (Section)	64.3 (1200m)
Race State	Finished



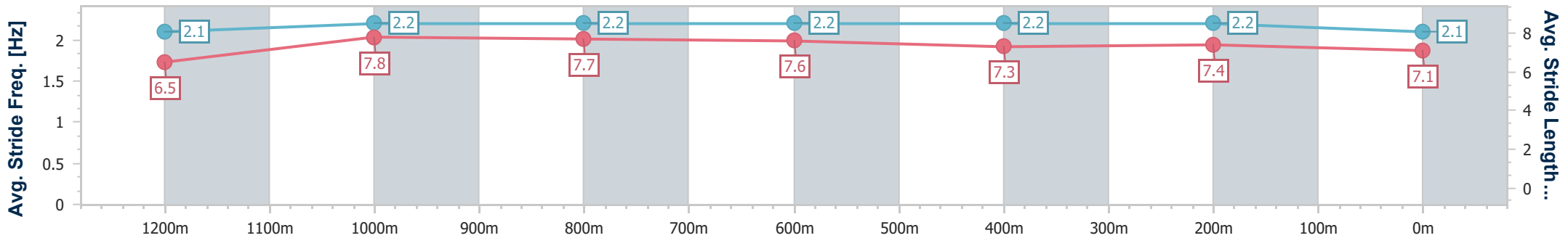
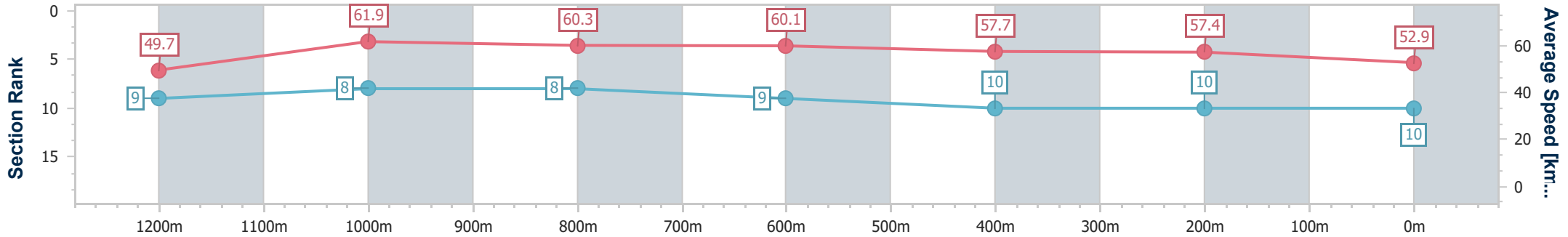
Sunshine Coast QLD Professional
Race 7: 92.7 MIX FM'S TODD & SAMI BENCHMARK 65
Handicap - 1400m



27 November 2022 - 17:22

Track Rating: Soft 7, Weather: Overcast, Rail Position: +2m Entire Course

Section	Overall	1200m	1000m	800m	600m	400m	200m						
Section Times	1:28.84 [10] (0:14.52)	1:14.32 [9] (0:11.63)	1:02.69 [8] (0:11.99)	0:50.70 [8] (0:12.05)	0:38.65 [9] (0:12.50)	0:26.15 [10] (0:12.55)	0:13.60 [10] (0:13.60)						
Average Speed [km/h]	49.7	61.9	60.3	60.1	57.7	57.4	52.9						
Top Speed [km/h]	64.2	64.3	60.9	61.1	59.3	58.8	56.5						
Avg. Dist. to Rail [m]	7.6	2.6	1.9	1.0	0.4	3.8	2.2						
Avg. Stride Freq. [Hz]	2.1	2.2	2.2	2.2	2.2	2.2	2.1						
Avg. Stride Length [m]	6.5	7.8	7.7	7.6	7.3	7.4	7.1						



- [] Ranking at each section and finish
- .-.- No data available at this section
- NA No data available