



Aquis Park Gold Coast QLD Professional

Race 7: MARTIN COLLINS AUSTRALIA BENCHMARK 70 Handicap - 1700m

30 November 2022 - 16:48



HOME OF THE GOLD COAST TURF CLUB & EVENT CENTRE

Track Rating: Good 4, Weather: Overcast, Rail Position: +1m 950m-350m +1m Cutaway True Remainder

| Section | | | | | | | | | | | | | Overall | 1600m | 1400m | 1200m | 1000m | 800m | 600m | Last 600m |
|-------------|-----|--------------------------------------|---------|------------------|--------------------|--------------------------|---------------------------|---------------------------|---------------------------|---------------------------|--------------------------|--------------------------|------------------------|----------------------|----------------------|----------------------|----------------------|----------------------|----------------------|-----------|
| Field Times | | | | | | | | | | | | | 1:43.49 (0:08.72) | 1:34.77 (0:11.79) | 1:22.98 (0:11.54) | 1:11.44 (0:11.76) | 0:59.68 (0:12.29) | 0:47.39 (0:12.13) | 0:35.26 (0:11.57) | 0:35.26 |
| Rank | TAB | Horse/Jockey | Barrier | Top Speed [km/h] | Fastest Section | | | | | | | | Distance Travelled [m] | | | | | | | |
| 1 | 12 | KIPLING'S JOURNEY Mark Du Plessis | 12 | 66.0 600m | 0:09.28 Overall | 1:43.49 [1] (0:09.28) | 1:34.21 [9] (0:11.99) | 1:22.22 [10] (0:11.78) | 1:10.44 [10] (0:11.74) | 0:58.70 [10] (0:12.08) | 0:46.62 [8] (0:11.84) | 0:34.78 [7] (0:11.33) | 0:34.78 | | | | | | | |
| 2 | 6 | BOLD CONTENDER Robbie Fradd | 6 | 64.8 400m | 0:09.37 Overall | 1:43.92 [2] (0:09.37) | 1:34.55 [10] (0:11.85) | 1:22.70 [9] (0:11.71) | 1:10.99 [9] (0:11.80) | 0:59.19 [9] (0:12.08) | 0:47.11 [9] (0:12.07) | 0:35.04 [9] (0:11.75) | 0:35.04 | -5 | | | | | | |
| 3 | 3 | BERNIE'S TIGER Isabella Rabjones | 5 | 65.7 600m | 0:09.03 Overall | 1:44.07 [3] (0:09.03) | 1:35.04 [8] (0:12.02) | 1:23.02 [8] (0:11.71) | 1:11.31 [8] (0:11.83) | 0:59.48 [7] (0:12.12) | 0:47.36 [6] (0:11.72) | 0:35.64 [3] (0:11.37) | 0:35.64 | -2 | | | | | | |
| 4 | 8 | RED LIGHT ROXANNE Nikita Beriman | 1 | 63.0 600m | 0:08.87 Overall | 1:44.07 [4] (0:08.87) | 1:35.20 [6] (0:11.85) | 1:23.35 [4] (0:11.70) | 1:11.65 [6] (0:11.82) | 0:59.83 [4] (0:12.12) | 0:47.71 [3] (0:11.88) | 0:35.83 [2] (0:11.60) | 0:35.83 | -5 | | | | | | |
| 5 | 5 | TAREX Martin Harley | 2 | 62.7 600m | 0:08.98 Overall | 1:44.13 [5] (0:08.98) | 1:35.15 [7] (0:11.96) | 1:23.19 [7] (0:11.76) | 1:11.43 [7] (0:11.86) | 0:59.57 [6] (0:12.16) | 0:47.41 [7] (0:12.08) | 0:35.33 [8] (0:11.60) | 0:35.33 | -12 | | | | | | |
| 6 | 7 | GO DARCY Georgina Cartwright | 8 | 66.1 1200m | 0:08.81 Overall | 1:44.20 [6] (0:08.81) | 1:35.39 [4] (0:11.98) | 1:23.41 [6] (0:11.49) | 1:11.92 [3] (0:11.53) | 1:00.39 [1] (0:12.29) | 0:48.10 [1] (0:12.13) | 0:35.97 [1] (0:11.61) | 0:35.97 | -4 | | | | | | |
| 7 | 1 | NAMAKWA Kyle Wilson-Taylor | 3 | 63.5 400m | 0:08.80 Overall | 1:44.78 [7] (0:08.80) | 1:35.98 [3] (0:11.93) | 1:24.05 [5] (0:11.69) | 1:12.36 [5] (0:12.00) | 1:00.36 [5] (0:12.25) | 0:48.11 [5] (0:11.96) | 0:36.15 [6] (0:11.75) | 0:36.15 | -4 | | | | | | |
| 8 | 9 | SIENNA'S CHOICE Jim Byrne | 7 | 64.6 1400m | 0:08.72 Overall | 1:44.92 [8] (0:08.72) | 1:36.20 [1] (0:11.79) | 1:24.41 [2] (0:11.54) | 1:12.87 [2] (0:11.81) | 1:01.06 [2] (0:12.44) | 0:48.62 [2] (0:12.14) | 0:36.48 [4] (0:11.79) | 0:36.48 | +0 | | | | | | |
| 9 | 11 | GHOSTORM Rikki Jamieson | 4 | 64.2 600m | 0:08.80 Overall | 1:45.25 [9] (0:08.80) | 1:36.45 [5] (0:11.76) | 1:24.69 [3] (0:11.71) | 1:12.98 [4] (0:11.87) | 1:01.11 [3] (0:12.39) | 0:48.72 [4] (0:12.02) | 0:36.70 [5] (0:11.88) | 0:36.70 | +6 | | | | | | |

Did Not Finish: Alderman (#2)

Scratched: Shopping Wise (#14), Steinbrenner (#4), Spirit's Charm (#10), Roller Coaster (#13)

[] Ranking at each section and finish
 -:-:- No data available at this section
 NA No data available

SCN Saddle cloth number
 DNF Did not finish
 DNT Did not track



Aquis Park Gold Coast QLD Professional

Race 7: MARTIN COLLINS AUSTRALIA BENCHMARK 70 Handicap - 1700m

30 November 2022 - 16:48



Track Rating: Good 4, Weather: Overcast, Rail Position: +1m 950m-350m +1m Cutaway True Remainder

| Section | | | | 400m | 200m | | | Last 600m | | | |
|-------------|-----|---------------------------------------------|---------|----------------------|----------------------|--------------------------|--------------------------|-----------|--|------------------------|-----|
| Field Times | | | | 0:23.69 (0:11.64) | 0:12.05 (0:12.05) | | | 0:35.26 | | | |
| Rank | TAB | Horse/Jockey | Barrier | Top Speed [km/h] | Fastest Section | Margin | | | | Distance Travelled [m] | |
| 1 | 12 | KIPLING'S JOURNEY Mark Du Plessis | 12 | 66.0 600m | 0:09.28 Overall | 0:23.45 [4] (0:11.40) | 0:12.05 [1] (0:12.05) | 1:43.49 | | 0:34.78 | |
| 2 | 6 | BOLD CONTENDER Robbie Fradd | 6 | 64.8 400m | 0:09.37 Overall | 0:23.29 [9] (0:11.44) | 0:11.85 [6] (0:11.85) | 2.5L | | 0:35.04 | -5 |
| 3 | 3 | BERNIE'S TIGER Isabella Rabjones | 5 | 65.7 600m | 0:09.03 Overall | 0:24.27 [1] (0:11.82) | 0:12.45 [2] (0:12.45) | 3.3L | | 0:35.64 | -2 |
| 4 | 8 | RED LIGHT ROXANNE Nikita Beriman | 1 | 63.0 600m | 0:08.87 Overall | 0:24.23 [3] (0:11.81) | 0:12.42 [3] (0:12.42) | 3.4L | | 0:35.83 | -5 |
| 5 | 5 | TAREX Martin Harley | 2 | 62.7 600m | 0:08.98 Overall | 0:23.73 [7] (0:11.72) | 0:12.01 [5] (0:12.01) | 3.6L | | 0:35.33 | -12 |
| 6 | 7 | GO DARCY Georgina Cartwright | 8 | 66.1 1200m | 0:08.81 Overall | 0:24.36 [2] (0:11.85) | 0:12.51 [4] (0:12.51) | 3.9L | | 0:35.97 | -4 |
| 7 | 1 | NAMAKWA Kyle Wilson-Taylor | 3 | 63.5 400m | 0:08.80 Overall | 0:24.40 [6] (0:11.81) | 0:12.59 [7] (0:12.59) | 7.2L | | 0:36.15 | -4 |
| 8 | 9 | SIENNA'S CHOICE Jim Byrne | 7 | 64.6 1400m | 0:08.72 Overall | 0:24.69 [5] (0:11.95) | 0:12.74 [8] (0:12.74) | 8L | | 0:36.48 | +0 |
| 9 | 11 | GHOSTORM Rikki Jamieson | 4 | 64.2 600m | 0:08.80 Overall | 0:24.82 [8] (0:12.00) | 0:12.82 [9] (0:12.82) | 9.8L | | 0:36.70 | +6 |

Did Not Finish: Alderman (#2)

Scratched: Shopping Wise (#14), Steinbrenner (#4), Spirit's Charm (#10), Roller Coaster (#13)

[] Ranking at each section and finish
 -:-:- No data available at this section
 NA No data available

SCN Saddle cloth number
 DNF Did not finish
 DNT Did not track



| | |
|--------------------------------|-------------------|
| Horse/Jockey Name | Kipling's Journey |
| Final Rank | 1 |
| Fastest Section Time (Section) | 0:09.28 (Overall) |
| Top Speed [km/h] (Section) | 66.0 (600m) |
| Race State | Finished |



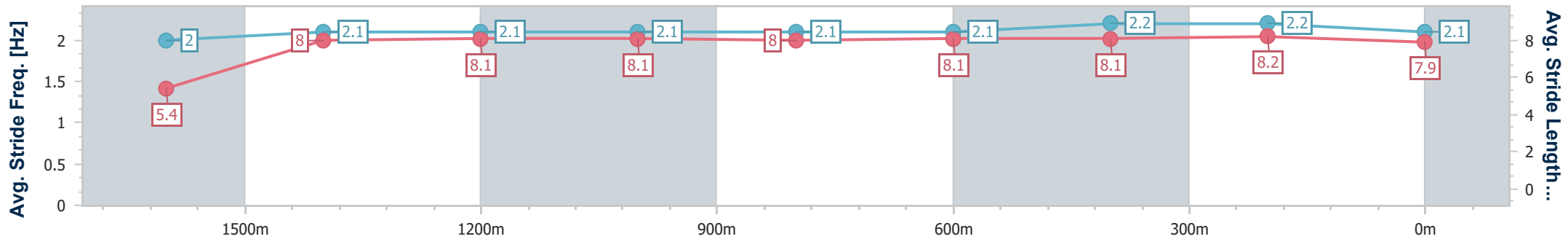
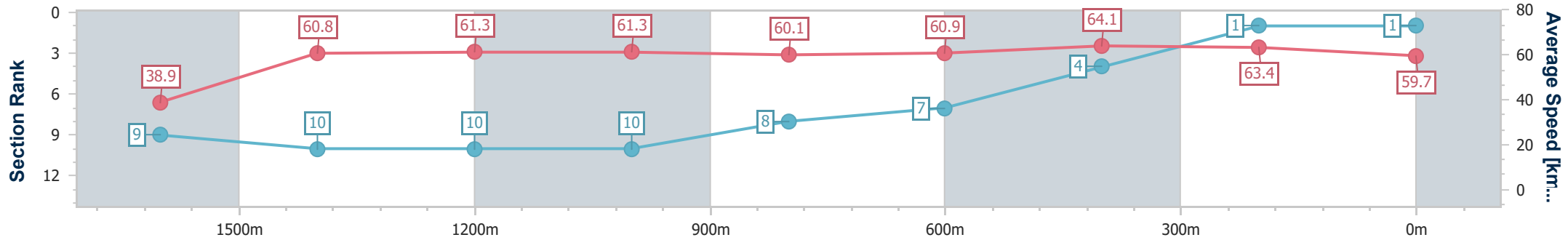
Aquis Park Gold Coast QLD Professional
 Race 7: MARTIN COLLINS AUSTRALIA BENCHMARK 70
 Handicap - 1700m



30 November 2022 - 16:48

Track Rating: Good 4, Weather: Overcast, Rail Position: +1m 950m-350m +1m Cutaway True Remainder

| Section | Overall | 1600m | 1400m | 1200m | 1000m | 800m | 600m | 400m | 200m | | | |
|------------------------|--------------------------|--------------------------|---------------------------|---------------------------|---------------------------|--------------------------|--------------------------|--------------------------|--------------------------|--|--|--|
| Section Times | 1:43.49 [1] (0:09.28) | 1:34.21 [9] (0:11.99) | 1:22.22 [10] (0:11.78) | 1:10.44 [10] (0:11.74) | 0:58.70 [10] (0:12.08) | 0:46.62 [8] (0:11.84) | 0:34.78 [7] (0:11.33) | 0:23.45 [4] (0:11.40) | 0:12.05 [1] (0:12.05) | | | |
| Average Speed [km/h] | 38.9 | 60.8 | 61.3 | 61.3 | 60.1 | 60.9 | 64.1 | 63.4 | 59.7 | | | |
| Top Speed [km/h] | 57.3 | 62.0 | 62.4 | 62.3 | 61.4 | 62.7 | 66.0 | 64.5 | 62.4 | | | |
| Avg. Dist. to Rail [m] | 7.8 | 2.3 | 2.1 | 2.2 | 1.3 | 0.7 | 1.6 | 5.1 | 6.7 | | | |
| Avg. Stride Freq. [Hz] | 2.0 | 2.1 | 2.1 | 2.1 | 2.1 | 2.1 | 2.2 | 2.2 | 2.1 | | | |
| Avg. Stride Length [m] | 5.4 | 8.0 | 8.1 | 8.1 | 8.0 | 8.1 | 8.1 | 8.2 | 7.9 | | | |



- [] Ranking at each section and finish
- .-.- No data available at this section
- NA No data available



| | |
|--------------------------------|-------------------|
| Horse/Jockey Name | Bold Contender |
| Final Rank | 2 |
| Fastest Section Time (Section) | 0:09.37 (Overall) |
| Top Speed [km/h] (Section) | 64.8 (400m) |
| Race State | Finished |



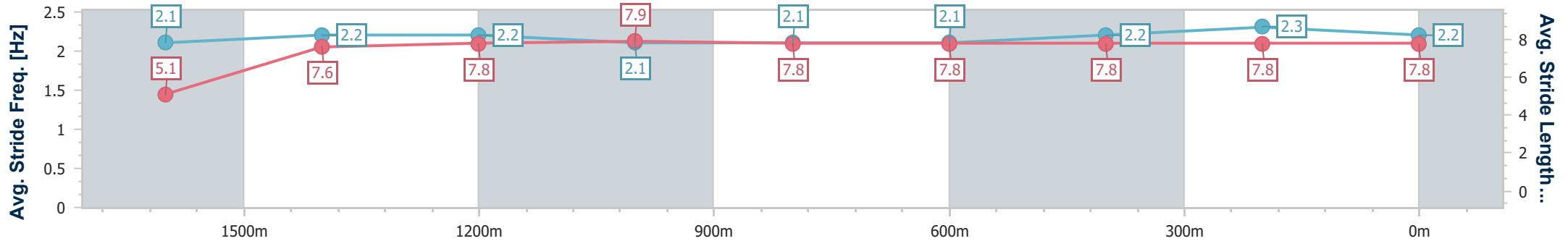
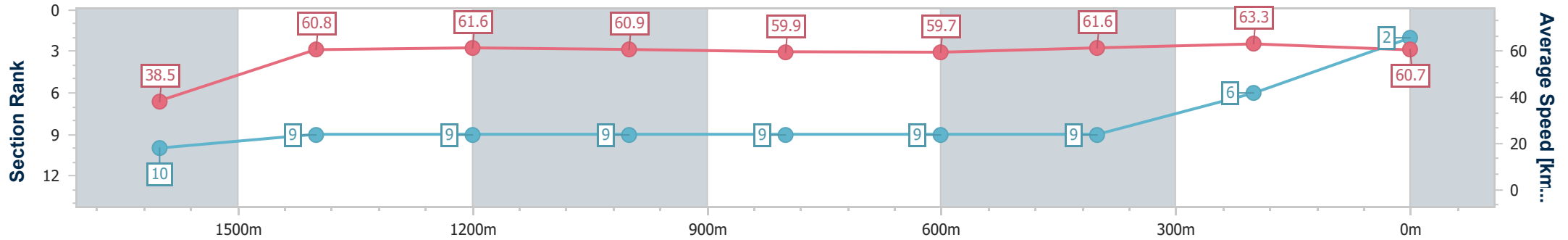
Aquis Park Gold Coast QLD Professional
 Race 7: MARTIN COLLINS AUSTRALIA BENCHMARK 70
 Handicap - 1700m



30 November 2022 - 16:48

Track Rating: Good 4, Weather: Overcast, Rail Position: +1m 950m-350m +1m Cutaway True Remainder

| Section | Overall | 1600m | 1400m | 1200m | 1000m | 800m | 600m | 400m | 200m | | | |
|------------------------|--------------------------|---------------------------|--------------------------|--------------------------|--------------------------|--------------------------|--------------------------|--------------------------|--------------------------|--|--|--|
| Section Times | 1:43.92 [2] (0:09.37) | 1:34.55 [10] (0:11.85) | 1:22.70 [9] (0:11.71) | 1:10.99 [9] (0:11.80) | 0:59.19 [9] (0:12.08) | 0:47.11 [9] (0:12.07) | 0:35.04 [9] (0:11.75) | 0:23.29 [9] (0:11.44) | 0:11.85 [6] (0:11.85) | | | |
| Average Speed [km/h] | 38.5 | 60.8 | 61.6 | 60.9 | 59.9 | 59.7 | 61.6 | 63.3 | 60.7 | | | |
| Top Speed [km/h] | 58.6 | 62.1 | 62.6 | 61.7 | 60.6 | 60.8 | 62.7 | 64.8 | 63.5 | | | |
| Avg. Dist. to Rail [m] | 5.2 | 0.6 | 1.7 | 1.9 | 0.7 | 0.2 | 1.0 | 8.0 | 9.6 | | | |
| Avg. Stride Freq. [Hz] | 2.1 | 2.2 | 2.2 | 2.1 | 2.1 | 2.1 | 2.2 | 2.3 | 2.2 | | | |
| Avg. Stride Length [m] | 5.1 | 7.6 | 7.8 | 7.9 | 7.8 | 7.8 | 7.8 | 7.8 | 7.8 | | | |



- [] Ranking at each section and finish
- .-.- No data available at this section
- NA No data available



| | |
|--------------------------------|-------------------|
| Horse/Jockey Name | Bernie's Tiger |
| Final Rank | 3 |
| Fastest Section Time (Section) | 0:09.03 (Overall) |
| Top Speed [km/h] (Section) | 65.7 (600m) |
| Race State | Finished |



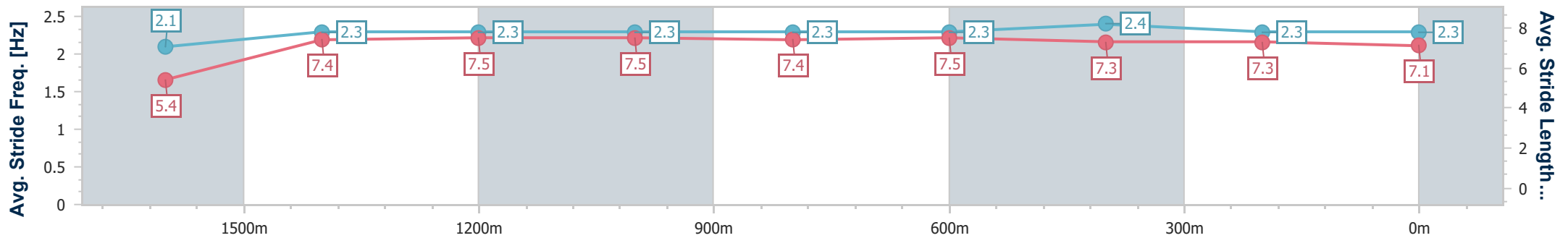
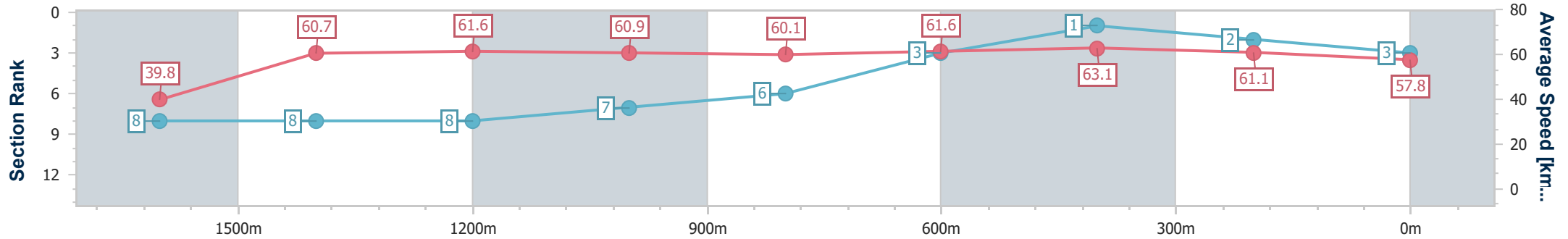
Aquis Park Gold Coast QLD Professional
Race 7: MARTIN COLLINS AUSTRALIA BENCHMARK 70
Handicap - 1700m



30 November 2022 - 16:48

Track Rating: Good 4, Weather: Overcast, Rail Position: +1m 950m-350m +1m Cutaway True Remainder

| Section | Overall | 1600m | 1400m | 1200m | 1000m | 800m | 600m | 400m | 200m | | | |
|------------------------|--------------------------|--------------------------|--------------------------|--------------------------|--------------------------|--------------------------|--------------------------|--------------------------|--------------------------|--|--|--|
| Section Times | 1:44.07 [3] (0:09.03) | 1:35.04 [8] (0:12.02) | 1:23.02 [8] (0:11.71) | 1:11.31 [8] (0:11.83) | 0:59.48 [7] (0:12.12) | 0:47.36 [6] (0:11.72) | 0:35.64 [3] (0:11.37) | 0:24.27 [1] (0:11.82) | 0:12.45 [2] (0:12.45) | | | |
| Average Speed [km/h] | 39.8 | 60.7 | 61.6 | 60.9 | 60.1 | 61.6 | 63.1 | 61.1 | 57.8 | | | |
| Top Speed [km/h] | 58.8 | 61.5 | 62.7 | 61.9 | 61.0 | 62.6 | 65.7 | 62.2 | 59.7 | | | |
| Avg. Dist. to Rail [m] | 4.9 | 2.5 | 2.4 | 3.1 | 2.2 | 0.6 | 0.4 | 3.2 | 6.2 | | | |
| Avg. Stride Freq. [Hz] | 2.1 | 2.3 | 2.3 | 2.3 | 2.3 | 2.3 | 2.4 | 2.3 | 2.3 | | | |
| Avg. Stride Length [m] | 5.4 | 7.4 | 7.5 | 7.5 | 7.4 | 7.5 | 7.3 | 7.3 | 7.1 | | | |



- [] Ranking at each section and finish
- .-.- No data available at this section
- NA No data available



| | |
|--------------------------------|-------------------|
| Horse/Jockey Name | Red Light Roxanne |
| Final Rank | 4 |
| Fastest Section Time (Section) | 0:08.87 (Overall) |
| Top Speed [km/h] (Section) | 63.0 (600m) |
| Race State | Finished |



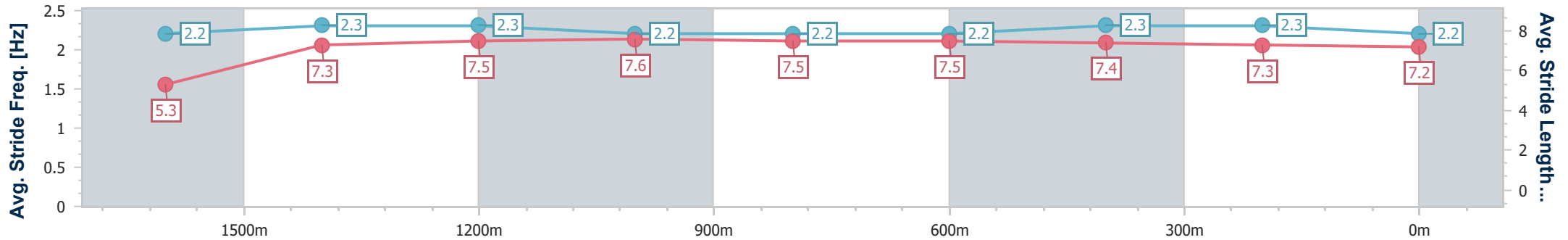
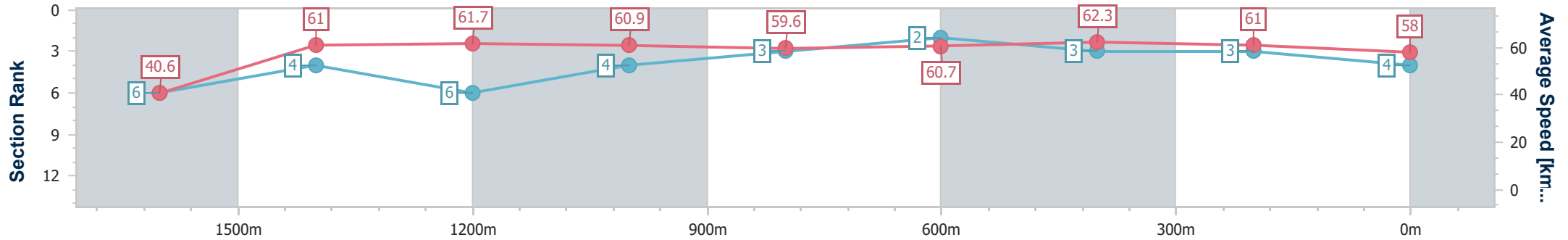
Aquis Park Gold Coast QLD Professional
Race 7: MARTIN COLLINS AUSTRALIA BENCHMARK 70
Handicap - 1700m



30 November 2022 - 16:48

Track Rating: Good 4, Weather: Overcast, Rail Position: +1m 950m-350m +1m Cutaway True Remainder

| Section | Overall | 1600m | 1400m | 1200m | 1000m | 800m | 600m | 400m | 200m | | | |
|------------------------|--------------------------|--------------------------|--------------------------|--------------------------|--------------------------|--------------------------|--------------------------|--------------------------|--------------------------|--|--|--|
| Section Times | 1:44.07 [4] (0:08.87) | 1:35.20 [6] (0:11.85) | 1:23.35 [4] (0:11.70) | 1:11.65 [6] (0:11.82) | 0:59.83 [4] (0:12.12) | 0:47.71 [3] (0:11.88) | 0:35.83 [2] (0:11.60) | 0:24.23 [3] (0:11.81) | 0:12.42 [3] (0:12.42) | | | |
| Average Speed [km/h] | 40.6 | 61.0 | 61.7 | 60.9 | 59.6 | 60.7 | 62.3 | 61.0 | 58.0 | | | |
| Top Speed [km/h] | 62.8 | 62.2 | 62.0 | 61.6 | 60.6 | 61.9 | 63.0 | 61.7 | 60.2 | | | |
| Avg. Dist. to Rail [m] | 1.1 | 0.6 | 0.7 | 0.8 | 0.6 | 0.4 | 0.6 | 2.5 | 4.7 | | | |
| Avg. Stride Freq. [Hz] | 2.2 | 2.3 | 2.3 | 2.2 | 2.2 | 2.2 | 2.3 | 2.3 | 2.2 | | | |
| Avg. Stride Length [m] | 5.3 | 7.3 | 7.5 | 7.6 | 7.5 | 7.5 | 7.4 | 7.3 | 7.2 | | | |



- [] Ranking at each section and finish
- .-.- No data available at this section
- NA No data available



| | |
|--------------------------------|-------------------|
| Horse/Jockey Name | Tarex |
| Final Rank | 5 |
| Fastest Section Time (Section) | 0:08.98 (Overall) |
| Top Speed [km/h] (Section) | 62.7 (600m) |
| Race State | Finished |



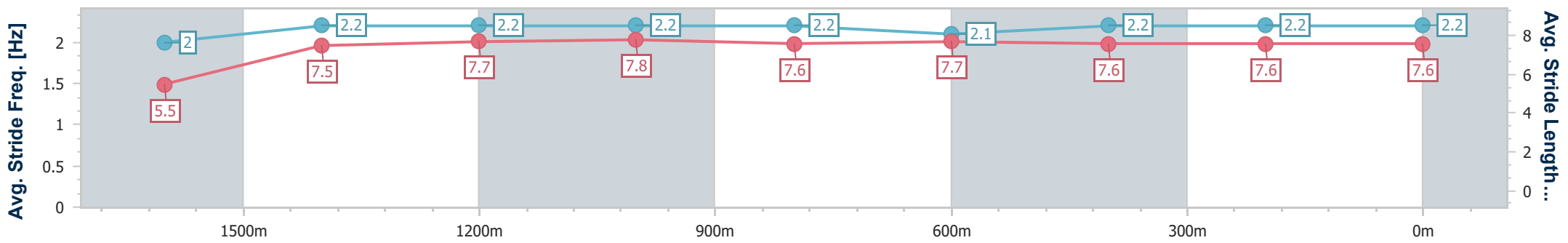
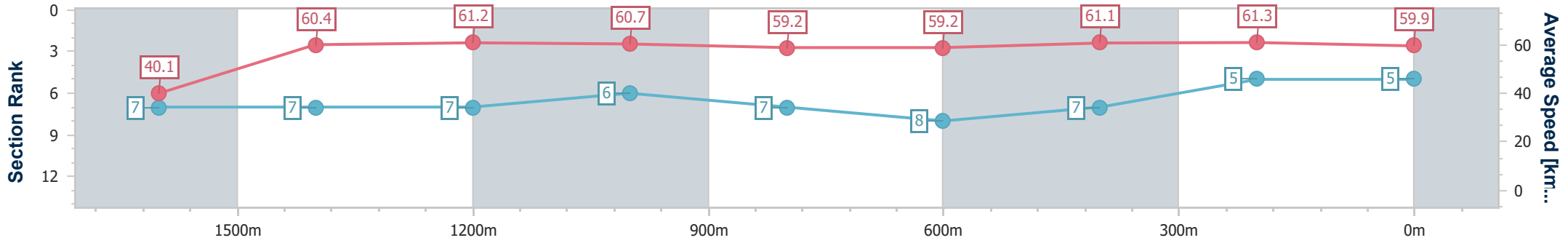
Aquis Park Gold Coast QLD Professional
 Race 7: MARTIN COLLINS AUSTRALIA BENCHMARK 70
 Handicap - 1700m



30 November 2022 - 16:48

Track Rating: Good 4, Weather: Overcast, Rail Position: +1m 950m-350m +1m Cutaway True Remainder

| Section | Overall | 1600m | 1400m | 1200m | 1000m | 800m | 600m | 400m | 200m | | | |
|------------------------|--------------------------|--------------------------|--------------------------|--------------------------|--------------------------|--------------------------|--------------------------|--------------------------|--------------------------|--|--|--|
| Section Times | 1:44.13 [5] (0:08.98) | 1:35.15 [7] (0:11.96) | 1:23.19 [7] (0:11.76) | 1:11.43 [7] (0:11.86) | 0:59.57 [6] (0:12.16) | 0:47.41 [7] (0:12.08) | 0:35.33 [8] (0:11.60) | 0:23.73 [7] (0:11.72) | 0:12.01 [5] (0:12.01) | | | |
| Average Speed [km/h] | 40.1 | 60.4 | 61.2 | 60.7 | 59.2 | 59.2 | 61.1 | 61.3 | 59.9 | | | |
| Top Speed [km/h] | 59.8 | 61.5 | 61.9 | 61.5 | 61.1 | 60.2 | 62.7 | 62.0 | 61.6 | | | |
| Avg. Dist. to Rail [m] | 2.0 | 0.6 | 1.5 | 1.3 | 0.4 | 2.0 | 2.9 | 1.2 | 1.6 | | | |
| Avg. Stride Freq. [Hz] | 2.0 | 2.2 | 2.2 | 2.2 | 2.2 | 2.1 | 2.2 | 2.2 | 2.2 | | | |
| Avg. Stride Length [m] | 5.5 | 7.5 | 7.7 | 7.8 | 7.6 | 7.7 | 7.6 | 7.6 | 7.6 | | | |



- [] Ranking at each section and finish
- .-.- No data available at this section
- NA No data available



| | |
|--------------------------------|-------------------|
| Horse/Jockey Name | Go Darcy |
| Final Rank | 6 |
| Fastest Section Time (Section) | 0:08.81 (Overall) |
| Top Speed [km/h] (Section) | 66.1 (1200m) |
| Race State | Finished |



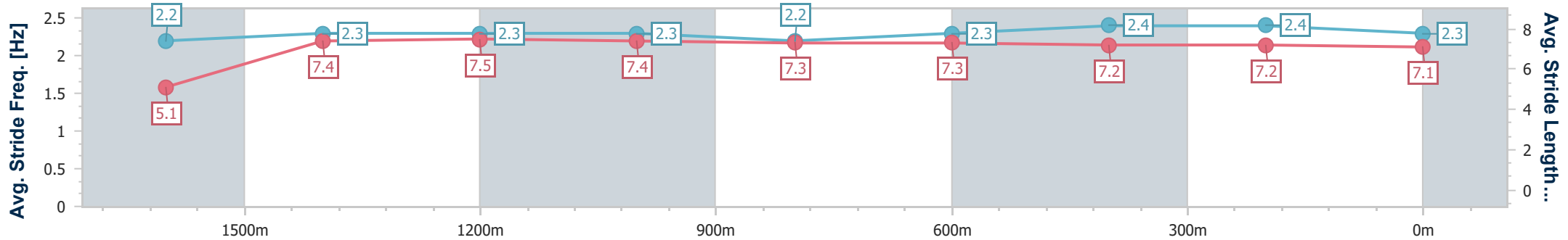
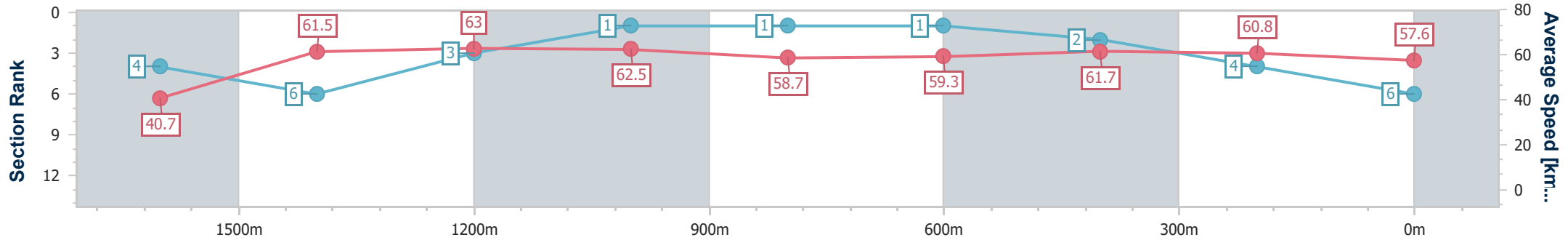
Aquis Park Gold Coast QLD Professional
Race 7: MARTIN COLLINS AUSTRALIA BENCHMARK 70
Handicap - 1700m



30 November 2022 - 16:48

Track Rating: Good 4, Weather: Overcast, Rail Position: +1m 950m-350m +1m Cutaway True Remainder

| Section | Overall | 1600m | 1400m | 1200m | 1000m | 800m | 600m | 400m | 200m | | | |
|------------------------|--------------------------|--------------------------|--------------------------|--------------------------|--------------------------|--------------------------|--------------------------|--------------------------|--------------------------|--|--|--|
| Section Times | 1:44.20 [6] (0:08.81) | 1:35.39 [4] (0:11.98) | 1:23.41 [6] (0:11.49) | 1:11.92 [3] (0:11.53) | 1:00.39 [1] (0:12.29) | 0:48.10 [1] (0:12.13) | 0:35.97 [1] (0:11.61) | 0:24.36 [2] (0:11.85) | 0:12.51 [4] (0:12.51) | | | |
| Average Speed [km/h] | 40.7 | 61.5 | 63.0 | 62.5 | 58.7 | 59.3 | 61.7 | 60.8 | 57.6 | | | |
| Top Speed [km/h] | 60.3 | 63.1 | 64.4 | 66.1 | 59.9 | 61.1 | 62.7 | 61.7 | 59.5 | | | |
| Avg. Dist. to Rail [m] | 7.3 | 4.1 | 3.6 | 3.0 | 0.8 | 0.7 | 0.8 | 1.0 | 3.1 | | | |
| Avg. Stride Freq. [Hz] | 2.2 | 2.3 | 2.3 | 2.3 | 2.2 | 2.3 | 2.4 | 2.4 | 2.3 | | | |
| Avg. Stride Length [m] | 5.1 | 7.4 | 7.5 | 7.4 | 7.3 | 7.3 | 7.2 | 7.2 | 7.1 | | | |



- [] Ranking at each section and finish
- .-.- No data available at this section
- NA No data available



| | |
|--------------------------------|-------------------|
| Horse/Jockey Name | Namakwa |
| Final Rank | 7 |
| Fastest Section Time (Section) | 0:08.80 (Overall) |
| Top Speed [km/h] (Section) | 63.5 (400m) |
| Race State | Finished |



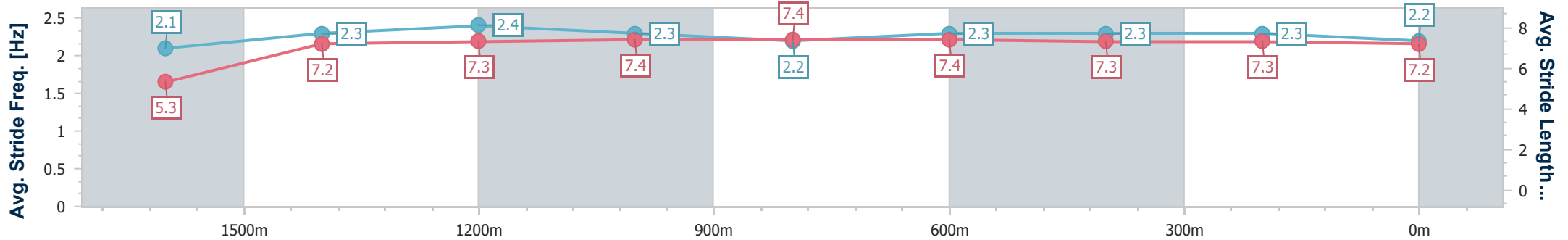
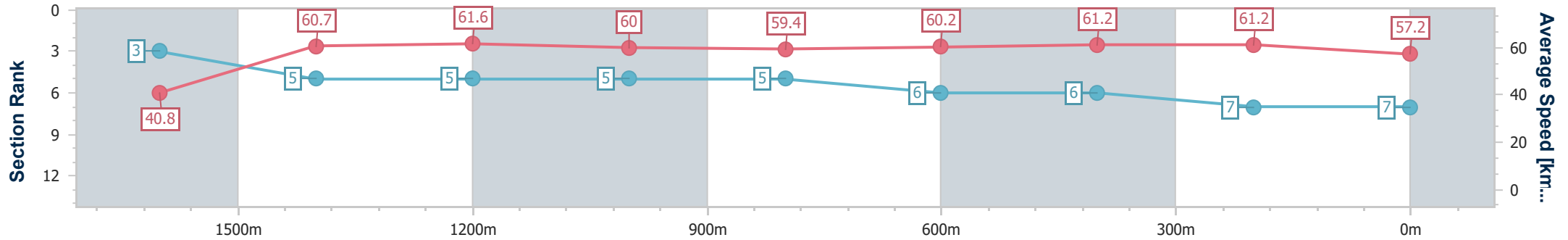
Aquis Park Gold Coast QLD Professional
Race 7: MARTIN COLLINS AUSTRALIA BENCHMARK 70
Handicap - 1700m



30 November 2022 - 16:48

Track Rating: Good 4, Weather: Overcast, Rail Position: +1m 950m-350m +1m Cutaway True Remainder

| Section | Overall | 1600m | 1400m | 1200m | 1000m | 800m | 600m | 400m | 200m | | | |
|------------------------|--------------------------|--------------------------|--------------------------|--------------------------|--------------------------|--------------------------|--------------------------|--------------------------|--------------------------|--|--|--|
| Section Times | 1:44.78 [7] (0:08.80) | 1:35.98 [3] (0:11.93) | 1:24.05 [5] (0:11.69) | 1:12.36 [5] (0:12.00) | 1:00.36 [5] (0:12.25) | 0:48.11 [5] (0:11.96) | 0:36.15 [6] (0:11.75) | 0:24.40 [6] (0:11.81) | 0:12.59 [7] (0:12.59) | | | |
| Average Speed [km/h] | 40.8 | 60.7 | 61.6 | 60.0 | 59.4 | 60.2 | 61.2 | 61.2 | 57.2 | | | |
| Top Speed [km/h] | 59.9 | 61.8 | 62.5 | 61.4 | 61.0 | 61.1 | 62.4 | 63.5 | 59.6 | | | |
| Avg. Dist. to Rail [m] | 2.7 | 0.9 | 1.3 | 3.1 | 1.9 | 0.4 | 0.4 | 3.6 | 4.9 | | | |
| Avg. Stride Freq. [Hz] | 2.1 | 2.3 | 2.4 | 2.3 | 2.2 | 2.3 | 2.3 | 2.3 | 2.2 | | | |
| Avg. Stride Length [m] | 5.3 | 7.2 | 7.3 | 7.4 | 7.4 | 7.4 | 7.3 | 7.3 | 7.2 | | | |



- [] Ranking at each section and finish
- .-.- No data available at this section
- NA No data available



| | |
|--------------------------------|-------------------|
| Horse/Jockey Name | Sienna's Choice |
| Final Rank | 8 |
| Fastest Section Time (Section) | 0:08.72 (Overall) |
| Top Speed [km/h] (Section) | 64.6 (1400m) |
| Race State | Finished |



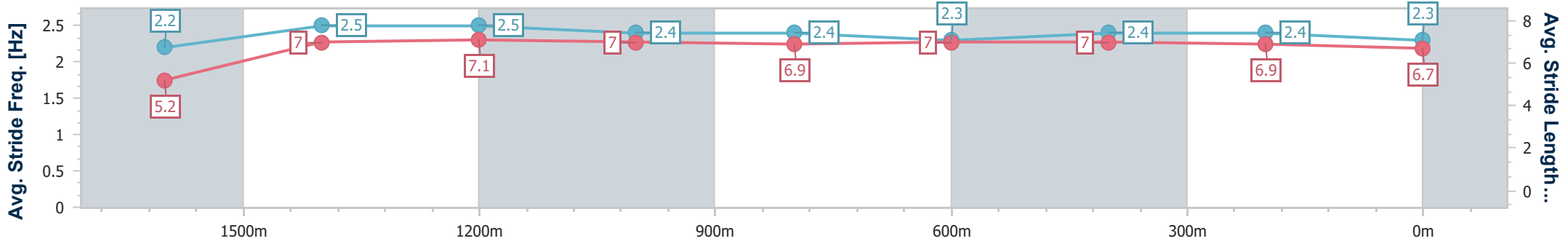
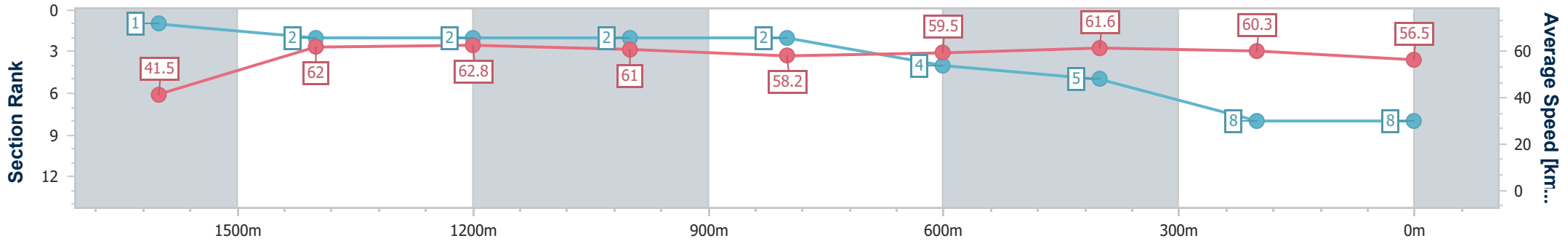
Aquis Park Gold Coast QLD Professional
 Race 7: MARTIN COLLINS AUSTRALIA BENCHMARK 70
 Handicap - 1700m



30 November 2022 - 16:48

Track Rating: Good 4, Weather: Overcast, Rail Position: +1m 950m-350m +1m Cutaway True Remainder

| Section | Overall | 1600m | 1400m | 1200m | 1000m | 800m | 600m | 400m | 200m | | | |
|------------------------|--------------------------|--------------------------|--------------------------|--------------------------|--------------------------|--------------------------|--------------------------|--------------------------|--------------------------|--|--|--|
| Section Times | 1:44.92 [8] (0:08.72) | 1:36.20 [1] (0:11.79) | 1:24.41 [2] (0:11.54) | 1:12.87 [2] (0:11.81) | 1:01.06 [2] (0:12.44) | 0:48.62 [2] (0:12.14) | 0:36.48 [4] (0:11.79) | 0:24.69 [5] (0:11.95) | 0:12.74 [8] (0:12.74) | | | |
| Average Speed [km/h] | 41.5 | 62.0 | 62.8 | 61.0 | 58.2 | 59.5 | 61.6 | 60.3 | 56.5 | | | |
| Top Speed [km/h] | 61.0 | 63.4 | 64.6 | 63.0 | 59.2 | 60.8 | 62.4 | 61.6 | 59.9 | | | |
| Avg. Dist. to Rail [m] | 6.2 | 3.1 | 3.8 | 2.6 | 1.2 | 0.4 | 1.4 | 3.0 | 4.1 | | | |
| Avg. Stride Freq. [Hz] | 2.2 | 2.5 | 2.5 | 2.4 | 2.4 | 2.3 | 2.4 | 2.4 | 2.3 | | | |
| Avg. Stride Length [m] | 5.2 | 7.0 | 7.1 | 7.0 | 6.9 | 7.0 | 7.0 | 6.9 | 6.7 | | | |



- [] Ranking at each section and finish
- .-.- No data available at this section
- NA No data available



| | |
|--------------------------------|-------------------|
| Horse/Jockey Name | Geostorm |
| Final Rank | 9 |
| Fastest Section Time (Section) | 0:08.80 (Overall) |
| Top Speed [km/h] (Section) | 64.2 (600m) |
| Race State | Finished |



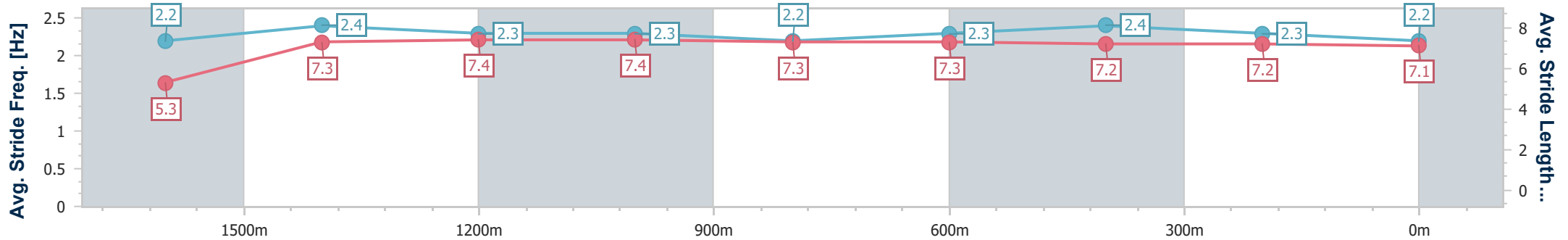
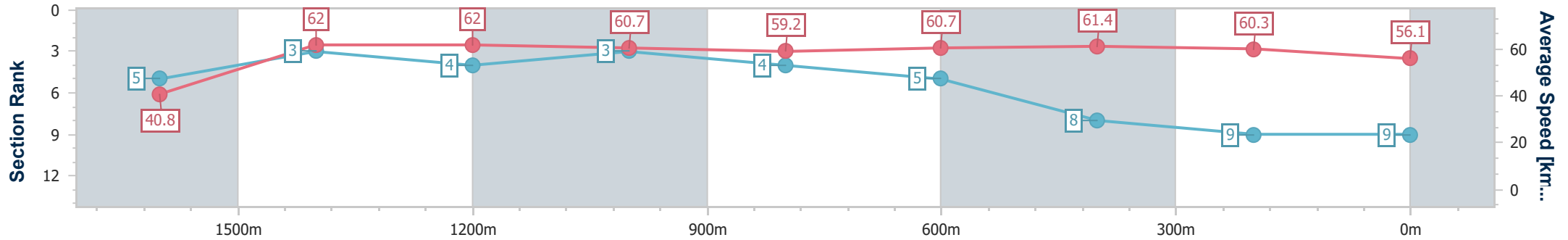
Aquis Park Gold Coast QLD Professional
Race 7: MARTIN COLLINS AUSTRALIA BENCHMARK 70
Handicap - 1700m



30 November 2022 - 16:48

Track Rating: Good 4, Weather: Overcast, Rail Position: +1m 950m-350m +1m Cutaway True Remainder

| Section | Overall | 1600m | 1400m | 1200m | 1000m | 800m | 600m | 400m | 200m | | | |
|------------------------|--------------------------|--------------------------|--------------------------|--------------------------|--------------------------|--------------------------|--------------------------|--------------------------|--------------------------|--|--|--|
| Section Times | 1:45.25 [9] (0:08.80) | 1:36.45 [5] (0:11.76) | 1:24.69 [3] (0:11.71) | 1:12.98 [4] (0:11.87) | 1:01.11 [3] (0:12.39) | 0:48.72 [4] (0:12.02) | 0:36.70 [5] (0:11.88) | 0:24.82 [8] (0:12.00) | 0:12.82 [9] (0:12.82) | | | |
| Average Speed [km/h] | 40.8 | 62.0 | 62.0 | 60.7 | 59.2 | 60.7 | 61.4 | 60.3 | 56.1 | | | |
| Top Speed [km/h] | 59.4 | 63.6 | 63.8 | 61.6 | 60.7 | 61.6 | 64.2 | 61.2 | 59.3 | | | |
| Avg. Dist. to Rail [m] | 4.1 | 2.5 | 4.2 | 4.8 | 3.6 | 3.2 | 2.1 | 7.1 | 11.2 | | | |
| Avg. Stride Freq. [Hz] | 2.2 | 2.4 | 2.3 | 2.3 | 2.2 | 2.3 | 2.4 | 2.3 | 2.2 | | | |
| Avg. Stride Length [m] | 5.3 | 7.3 | 7.4 | 7.4 | 7.3 | 7.3 | 7.2 | 7.2 | 7.1 | | | |



- [] Ranking at each section and finish
- .-.- No data available at this section
- NA No data available



| | |
|--------------------------------|-------------------|
| Horse/Jockey Name | Alderman |
| Final Rank | 2147483647 |
| Fastest Section Time (Section) | 0:08.77 (Overall) |
| Top Speed [km/h] (Section) | 65.9 (1600m) |
| Race State | DidNotFinish |



Aquis Park Gold Coast QLD Professional
Race 7: MARTIN COLLINS AUSTRALIA BENCHMARK 70
Handicap - 1700m



30 November 2022 - 16:48

Track Rating: Good 4, Weather: Overcast, Rail Position: +1m 950m-350m +1m Cutaway True Remainder

| Section | Overall | 1600m | 1400m | 1200m | 1000m | 800m | 600m | 400m | 200m | | | | |
|------------------------|------------------------------------------|--------------------------|--------------------------|--------------------------|-------|-------|-------|-------|-------|--|--|--|--|
| Section Times | 0:00.00 [2147483647 1 (0:08.77) | 0:00.00 [2] (0:11.68) | 0:00.00 [1] (0:11.62) | 0:00.00 [1] (0:12.53) | -:-:- | -:-:- | -:-:- | -:-:- | -:-:- | | | | |
| Average Speed [km/h] | 41.2 | 63.2 | 62.7 | 57.4 | 0.0 | 0.0 | 0.0 | 0.0 | 0.0 | | | | |
| Top Speed [km/h] | 61.4 | 65.9 | 63.7 | 61.7 | -:- | -:- | -:- | -:- | -:- | | | | |
| Avg. Dist. to Rail [m] | 8.3 | 4.9 | 6.1 | 4.3 | 0.0 | 0.0 | 0.0 | 0.0 | 0.0 | | | | |
| Avg. Stride Freq. [Hz] | 2.1 | 2.4 | 2.3 | 2.4 | -:- | -:- | -:- | -:- | -:- | | | | |
| Avg. Stride Length [m] | 5.4 | 7.4 | 7.6 | 6.6 | -:- | -:- | -:- | -:- | -:- | | | | |

- [] Ranking at each section and finish
- :-:- No data available at this section
- NA No data available

