

Track Rating: Heavy 9, Weather: Overcast, Rail Position: +2.0m Entire Course

Section		Overall	1400m	1200m	1000m	800m	600m	400m	Last 600m				
Field Times		1:44.22 (0:17.74)	1:26.48 (0:11.30)	1:15.18 (0:12.26)	1:02.92 (0:12.72)	0:50.20 (0:12.70)	0:37.50 (0:12.76)	0:24.74 (0:12.44)	0:37.50				
Rank	TAB Horse/Jockey	Barrier	Top Speed [km/h]	Fastest Section									Distance Travelled [m]
1	8 CHAYSE 'N' STORMS Nozi Tomizawa	2	64.9 1400m	0:11.54 1400m	1:44.22 [1] (0:18.27)	1:25.95 [7] (0:11.54)	1:14.41 [7] (0:12.19)	1:02.22 [7] (0:12.78)	0:49.44 [7] (0:12.60)	0:36.84 [8] (0:12.65)	0:24.19 [6] (0:12.23)	0:36.84	
2	12 SLICK HEELS Melea Castle	6	64.3 Overall	0:11.64 1400m	1:44.45 [2] (0:18.58)	1:25.87 [9] (0:11.64)	1:14.23 [9] (0:12.01)	1:02.22 [8] (0:12.69)	0:49.53 [8] (0:12.43)	0:37.10 [7] (0:12.49)	0:24.61 [3] (0:12.36)	0:37.10	+2
3	1 MASTER TYLER Martin Harley	7	66.7 1400m	0:11.33 1400m	1:44.94 [3] (0:17.91)	1:27.03 [3] (0:11.33)	1:15.70 [3] (0:12.26)	1:03.44 [2] (0:12.65)	0:50.79 [2] (0:12.69)	0:38.10 [2] (0:12.64)	0:25.46 [1] (0:12.44)	0:38.10	+3
4	3 SHORES OF GOLD Corey Bayliss	4	66.3 Overall	0:11.40 1400m	1:44.96 [4] (0:17.95)	1:27.01 [4] (0:11.40)	1:15.61 [5] (0:12.47)	1:03.14 [5] (0:12.78)	0:50.36 [6] (0:12.60)	0:37.76 [6] (0:12.90)	0:24.86 [7] (0:12.62)	0:37.76	+1
5	11 MASTER OF MENACE Jason Taylor	11	64.1 1400m	0:11.50 1400m	1:44.97 [5] (0:19.21)	1:25.76 [11] (0:11.50)	1:14.26 [11] (0:12.02)	1:02.24 [11] (0:12.73)	0:49.51 [11] (0:12.37)	0:37.14 [10] (0:12.66)	0:24.48 [11] (0:12.51)	0:37.14	+4
6	2 METAVERSE Georgina Cartwright	5	66.3 Overall	0:11.32 1400m	1:45.02 [6] (0:18.02)	1:27.00 [6] (0:11.32)	1:15.68 [4] (0:12.23)	1:03.45 [4] (0:12.70)	0:50.75 [3] (0:12.76)	0:37.99 [4] (0:12.55)	0:25.44 [2] (0:12.47)	0:37.99	+4
6	4 READY SET ROLL Lani Allen	1	64.5 1400m	0:11.74 1400m	1:45.01 [6] (0:18.31)	1:26.70 [8] (0:11.74)	1:14.96 [8] (0:12.34)	1:02.62 [9] (0:12.92)	0:49.70 [10] (0:12.62)	0:37.08 [11] (0:12.62)	0:24.46 [10] (0:12.39)	0:37.08	+2
8	6 ROGER EXPRESS Tegan Harrison	10	68.8 Overall	0:11.45 1400m	1:45.42 [8] (0:17.77)	1:27.65 [2] (0:11.45)	1:16.20 [2] (0:12.39)	1:03.81 [3] (0:12.82)	0:50.99 [4] (0:12.69)	0:38.30 [3] (0:12.77)	0:25.53 [5] (0:12.60)	0:38.30	-2
9	10 KEATON Madeleine Wishart	9	63.2 1400m	0:11.59 1400m	1:45.56 [9] (0:18.72)	1:26.84 [10] (0:11.59)	1:15.25 [10] (0:12.11)	1:03.14 [10] (0:12.77)	0:50.37 [9] (0:12.46)	0:37.91 [9] (0:12.62)	0:25.29 [9] (0:12.65)	0:37.91	+6
10	5 GODRA Rikki Jamieson	8	66.4 Overall	0:11.70 1400m	1:46.67 [10] (0:18.03)	1:28.64 [5] (0:11.70)	1:16.94 [6] (0:12.20)	1:04.74 [6] (0:12.66)	0:52.08 [5] (0:12.63)	0:39.45 [5] (0:13.04)	0:26.41 [7] (0:13.02)	0:39.45	+4

Scratched: Dedors Lad (#9)



# Ipswich QLD Professional

Race 1: FOLLOW @IPSWICHTURFCLUB Maiden Handicap - 1666m

02 December 2022 - 12:57



Track Rating: Heavy 9, Weather: Overcast, Rail Position: +2.0m Entire Course

Section	Overall	1400m	1200m	1000m	800m	600m	400m	Last 600m
Field Times	1:44.22 (0:17.74)	1:26.48 (0:11.30)	1:15.18 (0:12.26)	1:02.92 (0:12.72)	0:50.20 (0:12.70)	0:37.50 (0:12.76)	0:24.74 (0:12.44)	0:37.50

Rank	TAB	Horse/Jockey	Barrier	Top Speed [km/h]	Fastest Section	Overall	1400m	1200m	1000m	800m	600m	400m	Last 600m	Distance Travelled [m]
11	7	BEYONDTASTIC	12	68.6	0:11.30	1:49.62 [11]	1:31.88 [1]	1:20.58 [1]	1:08.32 [1]	0:55.60 [1]	0:42.90 [1]	0:29.84 [4]	0:42.90	+1
		Taylor Marshall		Overall	1400m	(0:17.74)	(0:11.30)	(0:12.26)	(0:12.72)	(0:12.70)	(0:13.06)	(0:13.83)		

Scratched: Dedors Lad (#9)

[ ] Ranking at each section and finish  
 -:-:- No data available at this section  
 NA No data available

SCN Saddle cloth number  
 DNF Did not finish  
 DNT Did not track



# Ipswich QLD Professional

Race 1: FOLLOW @IPSWICHTURFCLUB Maiden Handicap - 1666m

02 December 2022 - 12:57



Track Rating: Heavy 9, Weather: Overcast, Rail Position: +2.0m Entire Course

Section							200m			Last 600m
Field Times							0:12.30			0:37.50
Rank	TAB	Horse/Jockey	Barrier	Top Speed [km/h]	Fastest Section		Margin			Distance Travelled [m]
1	8	<b>CHAYSE 'N' STORMS</b> Nozi Tomizawa	2	64.9 1400m	0:11.54 1400m	0:11.96 [4] (0:11.96)	1:44.22		0:36.84	
2	12	<b>SLICK HEELS</b> Melea Castle	6	64.3 Overall	0:11.64 1400m	0:12.25 [3] (0:12.25)	1.3L		0:37.10	+2
3	1	<b>MASTER TYLER</b> Martin Harley	7	66.7 1400m	0:11.33 1400m	0:13.02 [1] (0:13.02)	4.1L		0:38.10	+3
4	3	<b>SHORES OF GOLD</b> Corey Bayliss	4	66.3 Overall	0:11.40 1400m	0:12.24 [6] (0:12.24)	4.2L		0:37.76	+1
5	11	<b>MASTER OF MENACE</b> Jason Taylor	11	64.1 1400m	0:11.50 1400m	0:11.97 [9] (0:11.97)	4.3L		0:37.14	+4
6	2	<b>METAVVERSE</b> Georgina Cartwright	5	66.3 Overall	0:11.32 1400m	0:12.97 [2] (0:12.97)	4.5L		0:37.99	+4
6	4	<b>READY SET ROLL</b> Lani Allen	1	64.5 1400m	0:11.74 1400m	0:12.07 [7] (0:12.07)	4.5L		0:37.08	+2
8	6	<b>ROGER EXPRESS</b> Tegan Harrison	10	68.8 Overall	0:11.45 1400m	0:12.93 [5] (0:12.93)	6.8L		0:38.30	-2
9	10	<b>KEATON</b> Madeleine Wishart	9	63.2 1400m	0:11.59 1400m	0:12.64 [8] (0:12.64)	7.6L		0:37.91	+6
10	5	<b>GODRA</b> Rikki Jamieson	8	66.4 Overall	0:11.70 1400m	0:13.39 [10] (0:13.39)	14.1L		0:39.45	+4

Scratched: Dedors Lad (#9)

[ ] Ranking at each section and finish  
 -:-:- No data available at this section  
 NA No data available

SCN Saddle cloth number  
 DNF Did not finish  
 DNT Did not track



# Ipswich QLD Professional

Race 1: FOLLOW @IPSWICHTURFCLUB Maiden Handicap - 1666m

02 December 2022 - 12:57



Track Rating: Heavy 9, Weather: Overcast, Rail Position: +2.0m Entire Course

Section				200m				Last 600m		
Field Times				0:12.30 (0:12.30)				0:37.50		
Rank	TAB	Horse/Jockey	Barrier	Top Speed [km/h]	Fastest Section	Margin			Distance Travelled [m]	
11	7	BEYONDTASTIC	12	68.6	0:11.30	0:16.01 [11]	31.4L		0:42.90	+1
		Taylor Marshall		Overall	1400m	(0:16.01)				

Scratched: Dedors Lad (#9)

[ ] Ranking at each section and finish  
 -:-:- No data available at this section  
 NA No data available

SCN Saddle cloth number  
 DNF Did not finish  
 DNT Did not track



Horse/Jockey Name	Chayse 'N' Storms
Final Rank	1
Fastest Section Time (Section)	0:11.54 (1400m)
Top Speed [km/h] (Section)	64.9 (1400m)
Race State	Finished



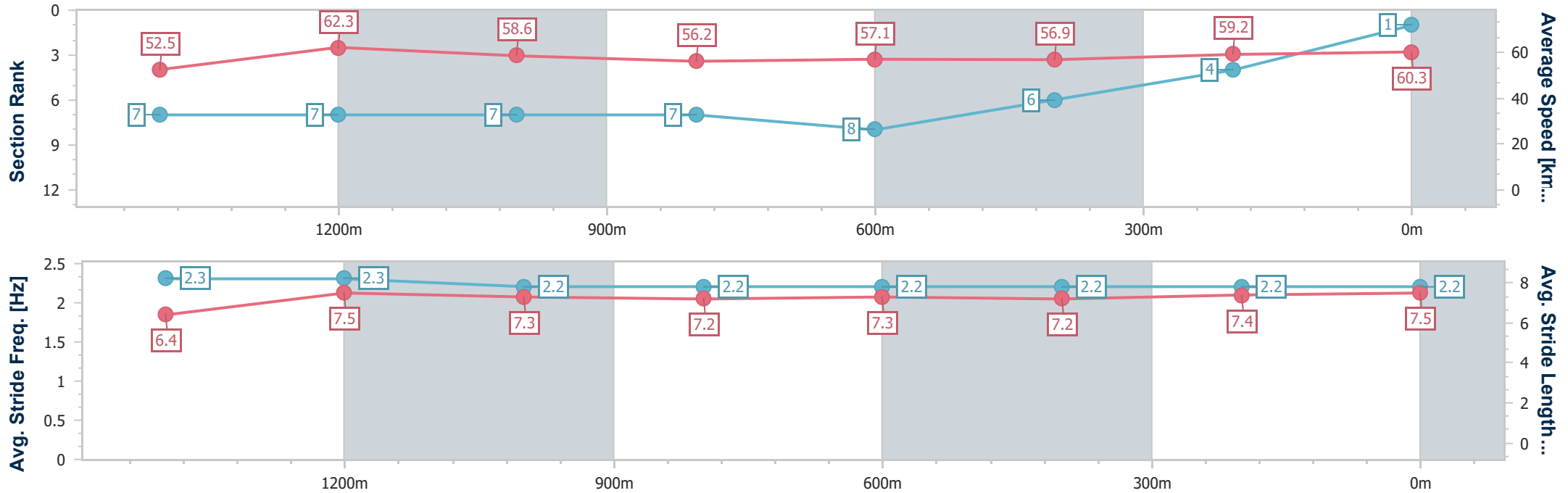
Ipswich QLD Professional  
 Race 1: FOLLOW @IPSWICHTURFCLUB Maiden Handicap - 1666m



02 December 2022 - 12:57

Track Rating: Heavy 9, Weather: Overcast, Rail Position: +2.0m  
 Entire Course

Section	Overall	1400m	1200m	1000m	800m	600m	400m	200m						
Section Times	1:44.22 [1] (0:18.27)	1:25.95 [7] (0:11.54)	1:14.41 [7] (0:12.19)	1:02.22 [7] (0:12.78)	0:49.44 [7] (0:12.60)	0:36.84 [8] (0:12.65)	0:24.19 [6] (0:12.23)	0:11.96 [4] (0:11.96)						
Average Speed [km/h]	52.5	62.3	58.6	56.2	57.1	56.9	59.2	60.3						
Top Speed [km/h]	64.8	64.9	60.7	57.3	58.0	59.0	60.8	62.5						
Avg. Dist. to Rail [m]	2.7	0.6	1.7	1.3	0.3	0.3	3.2	8.1						
Avg. Stride Freq. [Hz]	2.3	2.3	2.2	2.2	2.2	2.2	2.2	2.2						
Avg. Stride Length [m]	6.4	7.5	7.3	7.2	7.3	7.2	7.4	7.5						



- [ ] Ranking at each section and finish
- .-.-.- No data available at this section
- NA No data available



Horse/Jockey Name	Slick Heels
Final Rank	2
Fastest Section Time (Section)	0:11.64 (1400m)
Top Speed [km/h] (Section)	64.3 (Overall)
Race State	Finished



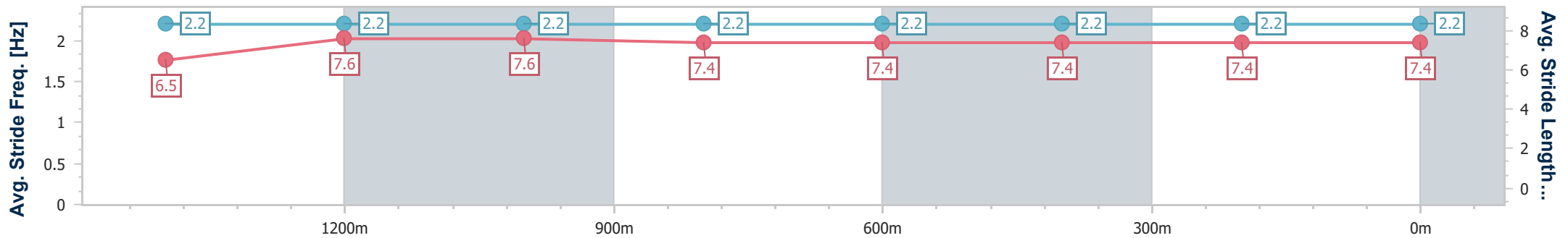
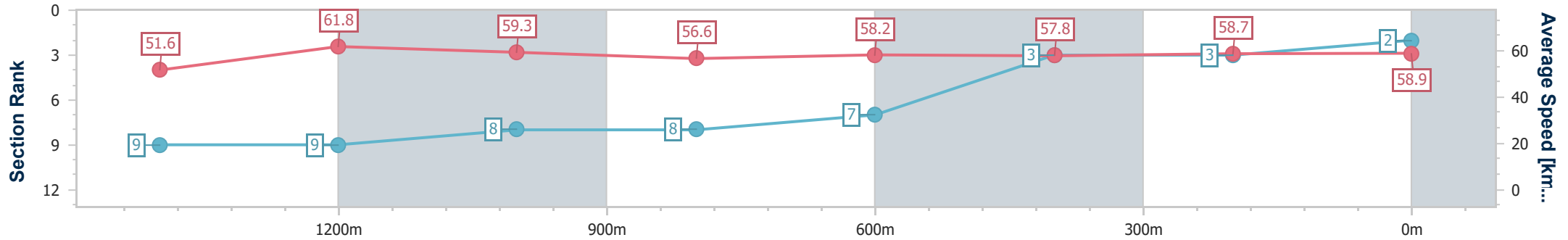
Ipswich QLD Professional  
 Race 1: FOLLOW @IPSWICHTURFCLUB Maiden Handicap - 1666m



02 December 2022 - 12:57

Track Rating: Heavy 9, Weather: Overcast, Rail Position: +2.0m  
 Entire Course

Section	Overall	1400m	1200m	1000m	800m	600m	400m	200m						
Section Times	1:44.45 [2] (0:18.58)	1:25.87 [9] (0:11.64)	1:14.23 [9] (0:12.01)	1:02.22 [8] (0:12.69)	0:49.53 [8] (0:12.43)	0:37.10 [7] (0:12.49)	0:24.61 [3] (0:12.36)	0:12.25 [3] (0:12.25)						
Average Speed [km/h]	51.6	61.8	59.3	56.6	58.2	57.8	58.7	58.9						
Top Speed [km/h]	64.3	62.8	62.3	58.3	59.1	59.0	60.5	60.3						
Avg. Dist. to Rail [m]	5.0	0.8	2.1	0.6	0.8	1.0	3.3	7.0						
Avg. Stride Freq. [Hz]	2.2	2.2	2.2	2.2	2.2	2.2	2.2	2.2						
Avg. Stride Length [m]	6.5	7.6	7.6	7.4	7.4	7.4	7.4	7.4						



- [ ] Ranking at each section and finish
- .-.- No data available at this section
- NA No data available



Horse/Jockey Name	Master Tyler
Final Rank	3
Fastest Section Time (Section)	0:11.33 (1400m)
Top Speed [km/h] (Section)	66.7 (1400m)
Race State	Finished



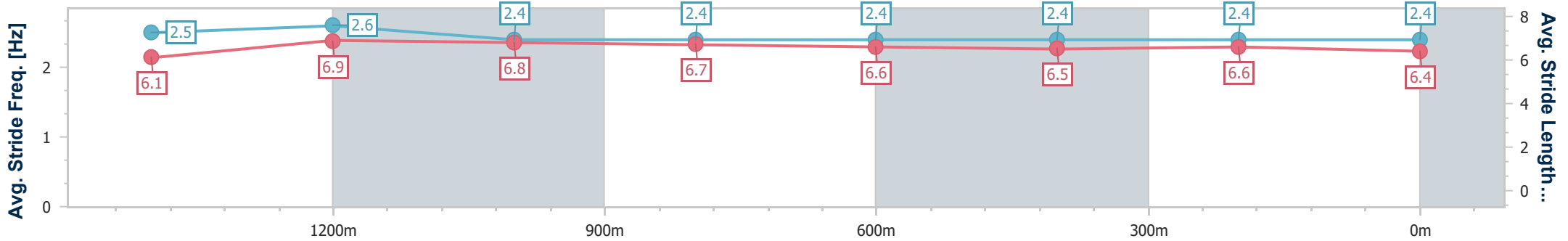
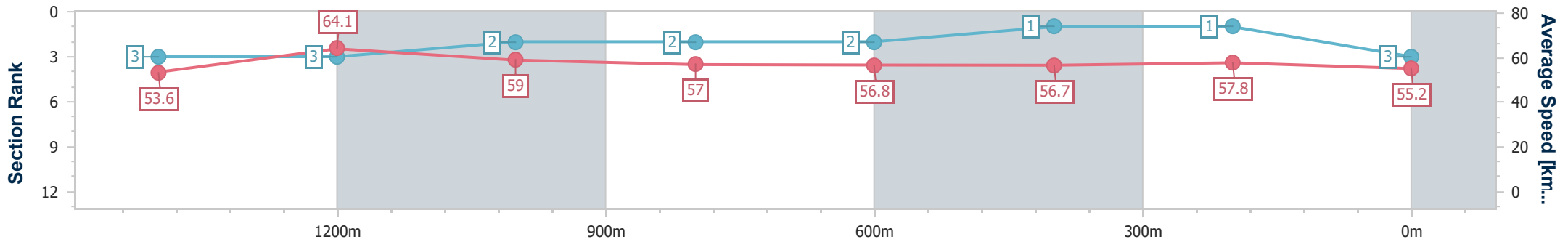
Ipswich QLD Professional  
 Race 1: FOLLOW @IPSWICHTURFCLUB Maiden Handicap - 1666m



02 December 2022 - 12:57

Track Rating: Heavy 9, Weather: Overcast, Rail Position: +2.0m  
 Entire Course

Section	Overall	1400m	1200m	1000m	800m	600m	400m	200m						
Section Times	1:44.94 [3] (0:17.91)	1:27.03 [3] (0:11.33)	1:15.70 [3] (0:12.26)	1:03.44 [2] (0:12.65)	0:50.79 [2] (0:12.69)	0:38.10 [2] (0:12.64)	0:25.46 [1] (0:12.44)	0:13.02 [1] (0:13.02)						
Average Speed [km/h]	53.6	64.1	59.0	57.0	56.8	56.7	57.8	55.2						
Top Speed [km/h]	66.7	66.7	61.8	58.1	58.1	58.1	58.3	58.0						
Avg. Dist. to Rail [m]	6.5	2.1	1.0	0.7	0.2	0.7	1.3	3.4						
Avg. Stride Freq. [Hz]	2.5	2.6	2.4	2.4	2.4	2.4	2.4	2.4						
Avg. Stride Length [m]	6.1	6.9	6.8	6.7	6.6	6.5	6.6	6.4						



- [ ] Ranking at each section and finish
- .-.- No data available at this section
- NA No data available



Horse/Jockey Name	Shores Of Gold
Final Rank	4
Fastest Section Time (Section)	0:11.40 (1400m)
Top Speed [km/h] (Section)	66.3 (Overall)
Race State	Finished



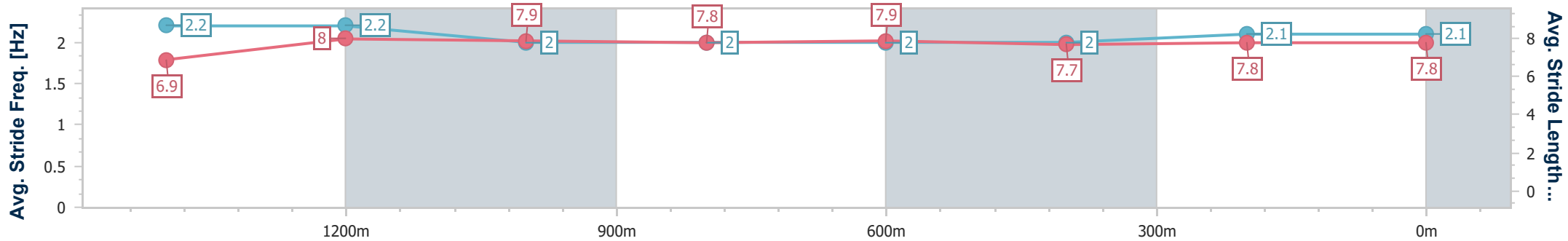
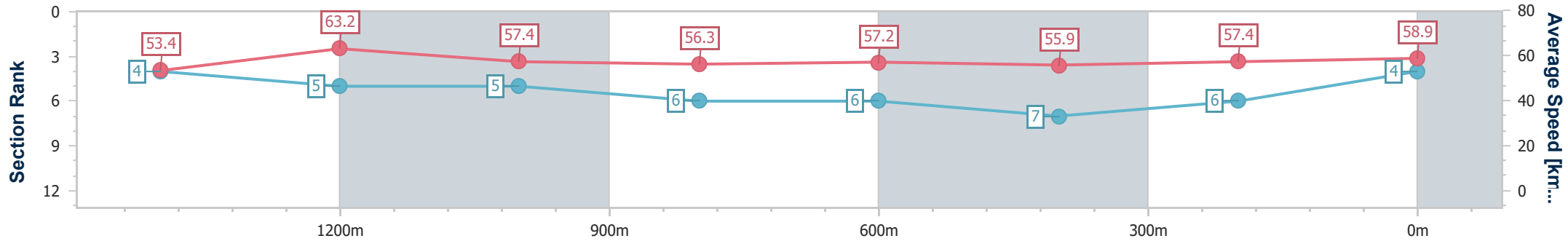
Ipswich QLD Professional  
 Race 1: FOLLOW @IPSWICHTURFCLUB Maiden Handicap - 1666m



02 December 2022 - 12:57

Track Rating: Heavy 9, Weather: Overcast, Rail Position: +2.0m  
 Entire Course

Section	Overall	1400m	1200m	1000m	800m	600m	400m	200m						
Section Times	1:44.96 [4] (0:17.95)	1:27.01 [4] (0:11.40)	1:15.61 [5] (0:12.47)	1:03.14 [5] (0:12.78)	0:50.36 [6] (0:12.60)	0:37.76 [6] (0:12.90)	0:24.86 [7] (0:12.62)	0:12.24 [6] (0:12.24)						
Average Speed [km/h]	53.4	63.2	57.4	56.3	57.2	55.9	57.4	58.9						
Top Speed [km/h]	66.3	66.3	60.5	57.5	57.8	58.0	58.6	59.6						
Avg. Dist. to Rail [m]	4.0	0.5	1.6	0.6	0.1	0.3	2.6	5.9						
Avg. Stride Freq. [Hz]	2.2	2.2	2.0	2.0	2.0	2.0	2.1	2.1						
Avg. Stride Length [m]	6.9	8.0	7.9	7.8	7.9	7.7	7.8	7.8						



- [ ] Ranking at each section and finish
- .-.- No data available at this section
- NA No data available





Horse/Jockey Name	Master Of Menace
Final Rank	5
Fastest Section Time (Section)	0:11.50 (1400m)
Top Speed [km/h] (Section)	64.1 (1400m)
Race State	Finished



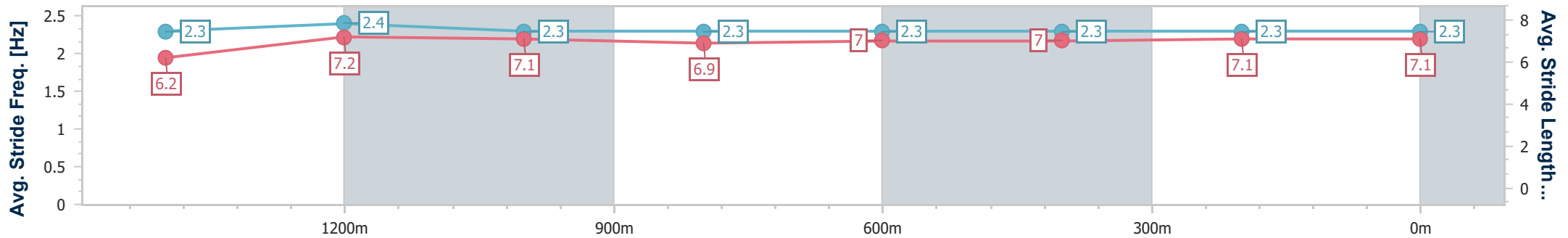
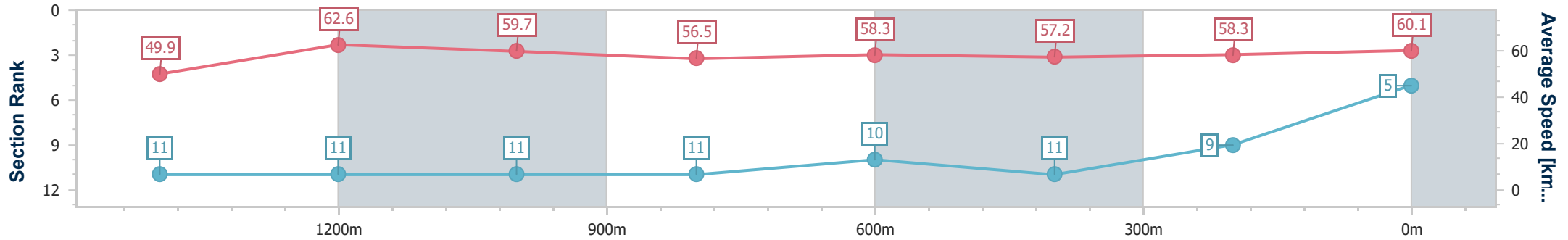
Ipswich QLD Professional  
 Race 1: FOLLOW @IPSWICHTURFCLUB Maiden Handicap - 1666m



02 December 2022 - 12:57

Track Rating: Heavy 9, Weather: Overcast, Rail Position: +2.0m  
 Entire Course

Section	Overall	1400m	1200m	1000m	800m	600m	400m	200m					
Section Times	1:44.97 [5] (0:19.21)	1:25.76 [11] (0:11.50)	1:14.26 [11] (0:12.02)	1:02.24 [11] (0:12.73)	0:49.51 [11] (0:12.37)	0:37.14 [10] (0:12.66)	0:24.48 [11] (0:12.51)	0:11.97 [9] (0:11.97)					
Average Speed [km/h]	49.9	62.6	59.7	56.5	58.3	57.2	58.3	60.1					
Top Speed [km/h]	63.2	64.1	62.4	58.7	58.9	58.7	60.3	61.3					
Avg. Dist. to Rail [m]	6.9	0.5	0.9	0.3	0.6	1.2	4.6	9.1					
Avg. Stride Freq. [Hz]	2.3	2.4	2.3	2.3	2.3	2.3	2.3	2.3					
Avg. Stride Length [m]	6.2	7.2	7.1	6.9	7.0	7.0	7.1	7.1					



- [ ] Ranking at each section and finish
- .-.- No data available at this section
- NA No data available



Horse/Jockey Name	Metaverse
Final Rank	6
Fastest Section Time (Section)	0:11.32 (1400m)
Top Speed [km/h] (Section)	66.3 (Overall)
Race State	Finished



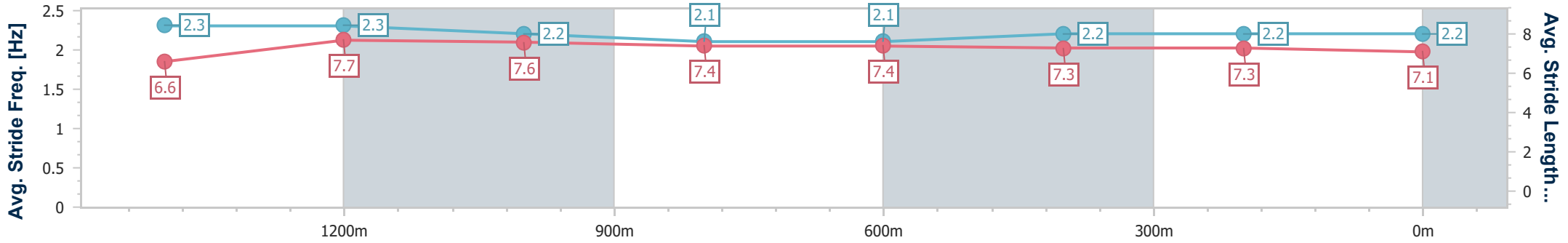
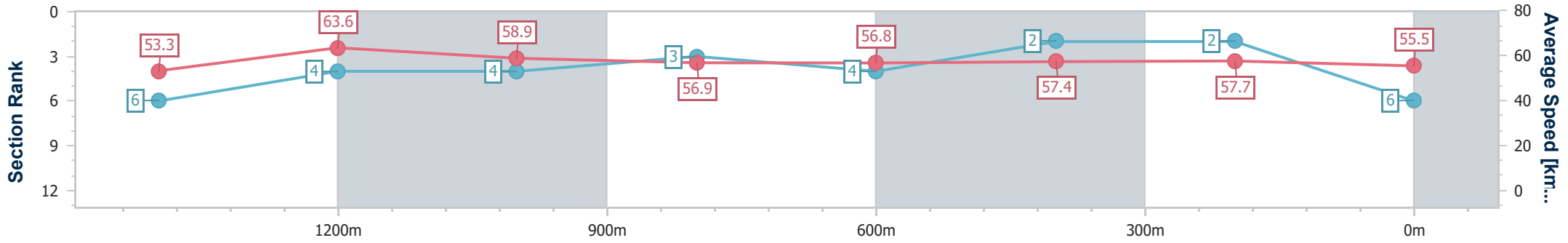
Ipswich QLD Professional  
 Race 1: FOLLOW @IPSWICHTURFCLUB Maiden Handicap - 1666m



02 December 2022 - 12:57

Track Rating: Heavy 9, Weather: Overcast, Rail Position: +2.0m  
 Entire Course

Section	Overall	1400m	1200m	1000m	800m	600m	400m	200m						
Section Times	1:45.02 [6] (0:18.02)	1:27.00 [6] (0:11.32)	1:15.68 [4] (0:12.23)	1:03.45 [4] (0:12.70)	0:50.75 [3] (0:12.76)	0:37.99 [4] (0:12.55)	0:25.44 [2] (0:12.47)	0:12.97 [2] (0:12.97)						
Average Speed [km/h]	53.3	63.6	58.9	56.9	56.8	57.4	57.7	55.5						
Top Speed [km/h]	66.3	66.1	61.0	57.7	57.6	58.6	58.6	56.9						
Avg. Dist. to Rail [m]	5.5	0.8	0.7	1.5	2.0	0.8	0.8	3.0						
Avg. Stride Freq. [Hz]	2.3	2.3	2.2	2.1	2.1	2.2	2.2	2.2						
Avg. Stride Length [m]	6.6	7.7	7.6	7.4	7.4	7.3	7.3	7.1						



- [ ] Ranking at each section and finish
- .-.- No data available at this section
- NA No data available



Horse/Jockey Name	Ready Set Roll
Final Rank	6
Fastest Section Time (Section)	0:11.74 (1400m)
Top Speed [km/h] (Section)	64.5 (1400m)
Race State	Finished



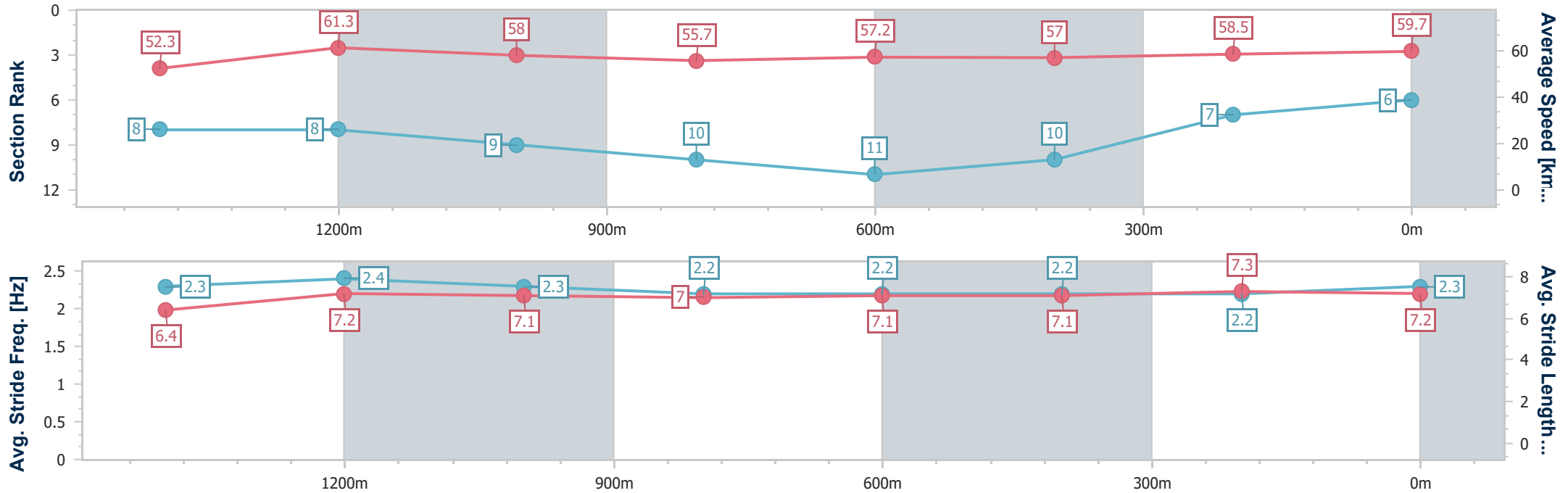
Ipswich QLD Professional  
 Race 1: FOLLOW @IPSWICHTURFCLUB Maiden Handicap - 1666m



02 December 2022 - 12:57

Track Rating: Heavy 9, Weather: Overcast, Rail Position: +2.0m  
 Entire Course

Section	Overall	1400m	1200m	1000m	800m	600m	400m	200m					
Section Times	1:45.01 [6] (0:18.31)	1:26.70 [8] (0:11.74)	1:14.96 [8] (0:12.34)	1:02.62 [9] (0:12.92)	0:49.70 [10] (0:12.62)	0:37.08 [11] (0:12.62)	0:24.46 [10] (0:12.39)	0:12.07 [7] (0:12.07)					
Average Speed [km/h]	52.3	61.3	58.0	55.7	57.2	57.0	58.5	59.7					
Top Speed [km/h]	63.9	64.5	60.5	57.4	58.2	58.9	60.0	60.2					
Avg. Dist. to Rail [m]	1.4	0.2	0.7	0.2	0.3	0.3	3.1	7.5					
Avg. Stride Freq. [Hz]	2.3	2.4	2.3	2.2	2.2	2.2	2.2	2.3					
Avg. Stride Length [m]	6.4	7.2	7.1	7.0	7.1	7.1	7.3	7.2					



- [ ] Ranking at each section and finish
- .-.- No data available at this section
- NA No data available



Horse/Jockey Name	Roger Express
Final Rank	8
Fastest Section Time (Section)	0:11.45 (1400m)
Top Speed [km/h] (Section)	68.8 (Overall)
Race State	Finished



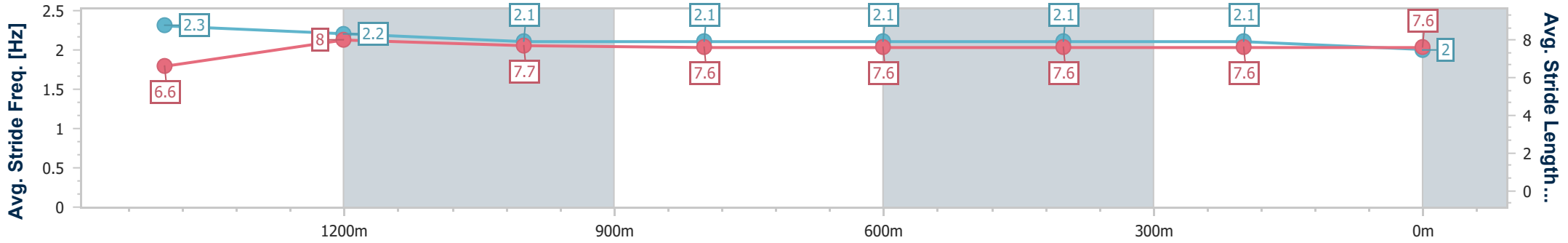
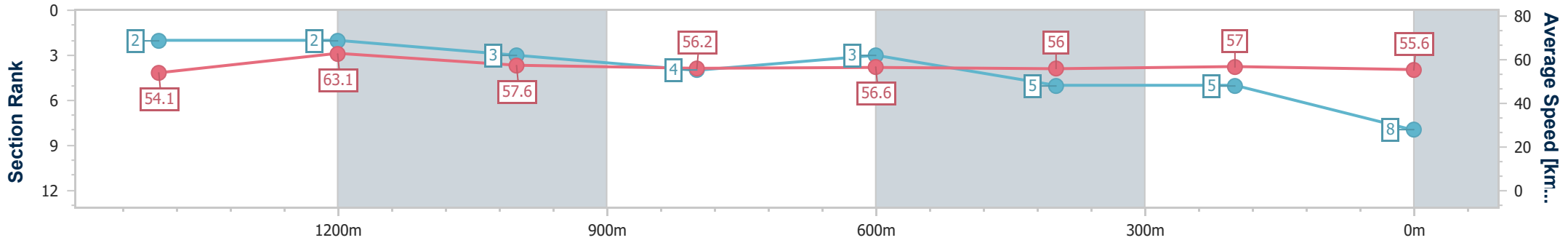
Ipswich QLD Professional  
 Race 1: FOLLOW @IPSWICHTURFCLUB Maiden Handicap - 1666m



02 December 2022 - 12:57

Track Rating: Heavy 9, Weather: Overcast, Rail Position: +2.0m  
 Entire Course

Section	Overall	1400m	1200m	1000m	800m	600m	400m	200m						
Section Times	1:45.42 [8] (0:17.77)	1:27.65 [2] (0:11.45)	1:16.20 [2] (0:12.39)	1:03.81 [3] (0:12.82)	0:50.99 [4] (0:12.69)	0:38.30 [3] (0:12.77)	0:25.53 [5] (0:12.60)	0:12.93 [5] (0:12.93)						
Average Speed [km/h]	54.1	63.1	57.6	56.2	56.6	56.0	57.0	55.6						
Top Speed [km/h]	68.8	67.5	60.8	57.9	57.5	57.8	58.2	58.2						
Avg. Dist. to Rail [m]	9.2	1.5	2.2	0.5	0.4	1.5	0.7	2.1						
Avg. Stride Freq. [Hz]	2.3	2.2	2.1	2.1	2.1	2.1	2.1	2.0						
Avg. Stride Length [m]	6.6	8.0	7.7	7.6	7.6	7.6	7.6	7.6						



- [ ] Ranking at each section and finish
- .-.- No data available at this section
- NA No data available



Horse/Jockey Name	Keaton
Final Rank	9
Fastest Section Time (Section)	0:11.59 (1400m)
Top Speed [km/h] (Section)	63.2 (1400m)
Race State	Finished



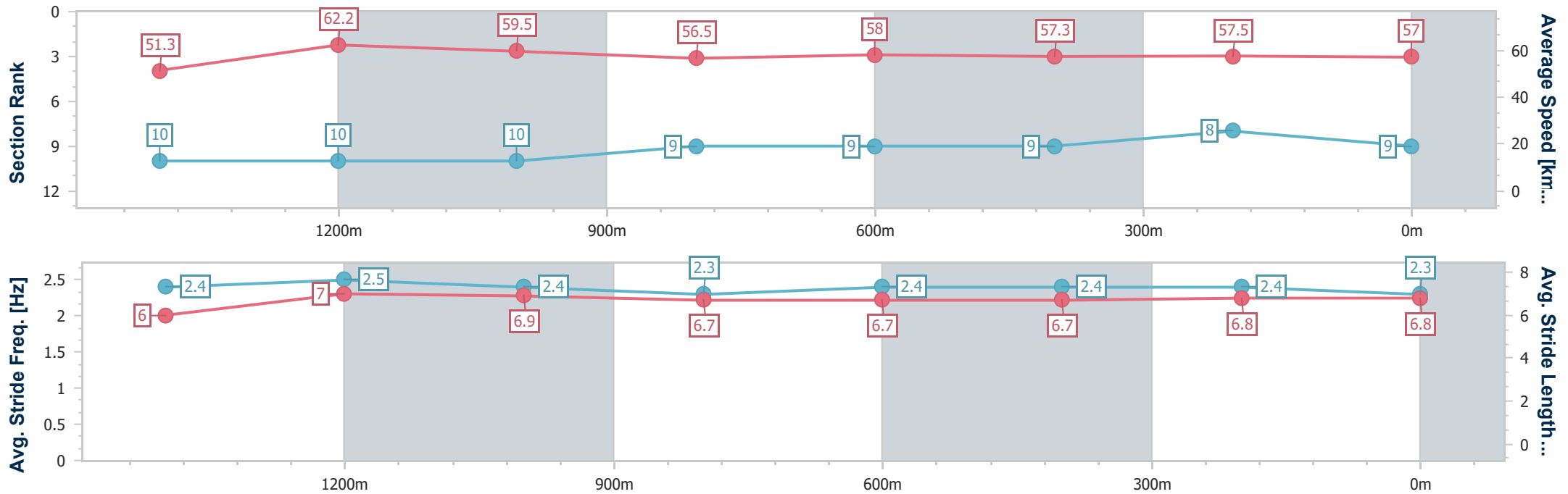
Ipswich QLD Professional  
 Race 1: FOLLOW @IPSWICHTURFCLUB Maiden Handicap - 1666m



02 December 2022 - 12:57

Track Rating: Heavy 9, Weather: Overcast, Rail Position: +2.0m  
 Entire Course

Section	Overall	1400m	1200m	1000m	800m	600m	400m	200m						
Section Times	1:45.56 [9] (0:18.72)	1:26.84 [10] (0:11.59)	1:15.25 [10] (0:12.11)	1:03.14 [10] (0:12.77)	0:50.37 [9] (0:12.46)	0:37.91 [9] (0:12.62)	0:25.29 [9] (0:12.65)	0:12.64 [8] (0:12.64)						
Average Speed [km/h]	51.3	62.2	59.5	56.5	58.0	57.3	57.5	57.0						
Top Speed [km/h]	63.2	63.2	62.6	58.5	59.2	58.5	58.4	58.4						
Avg. Dist. to Rail [m]	7.1	0.6	0.2	0.5	1.0	1.0	3.0	4.3						
Avg. Stride Freq. [Hz]	2.4	2.5	2.4	2.3	2.4	2.4	2.4	2.3						
Avg. Stride Length [m]	6.0	7.0	6.9	6.7	6.7	6.7	6.8	6.8						



- [ ] Ranking at each section and finish
- .-.- No data available at this section
- NA No data available



Horse/Jockey Name	Godra
Final Rank	10
Fastest Section Time (Section)	0:11.70 (1400m)
Top Speed [km/h] (Section)	66.4 (Overall)
Race State	Finished



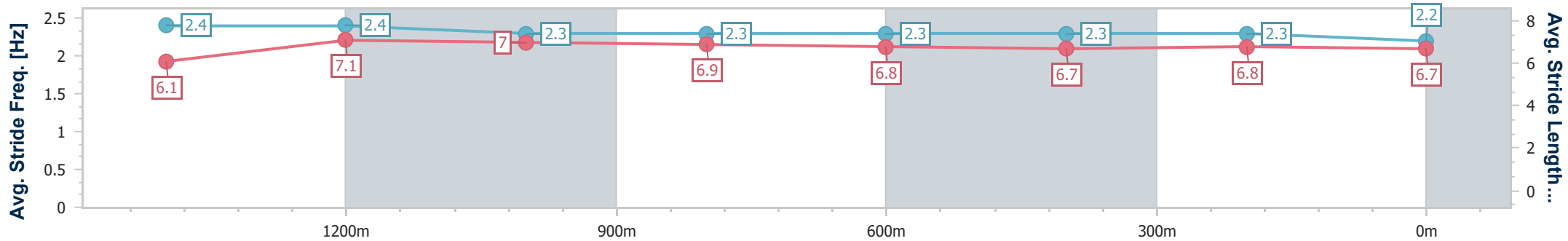
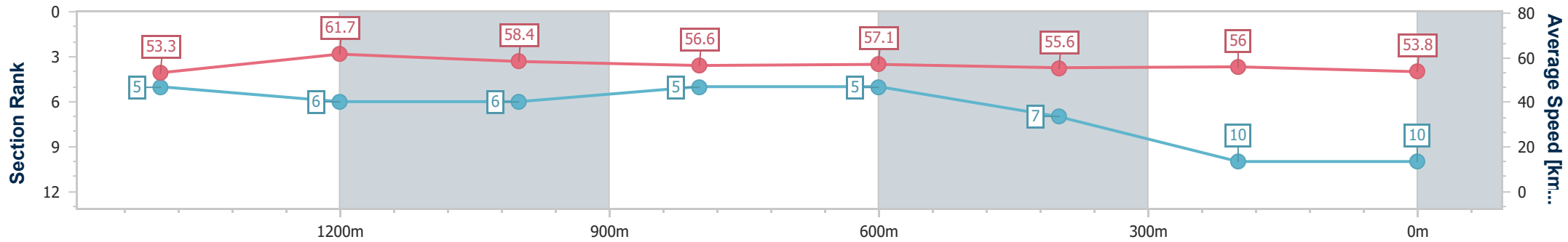
Ipswich QLD Professional  
 Race 1: FOLLOW @IPSWICHTURFCLUB Maiden Handicap - 1666m



02 December 2022 - 12:57

Track Rating: Heavy 9, Weather: Overcast, Rail Position: +2.0m  
 Entire Course

Section	Overall	1400m	1200m	1000m	800m	600m	400m	200m						
Section Times	1:46.67 [10] (0:18.03)	1:28.64 [5] (0:11.70)	1:16.94 [6] (0:12.20)	1:04.74 [6] (0:12.66)	0:52.08 [5] (0:12.63)	0:39.45 [5] (0:13.04)	0:26.41 [7] (0:13.02)	0:13.39 [10] (0:13.39)						
Average Speed [km/h]	53.3	61.7	58.4	56.6	57.1	55.6	56.0	53.8						
Top Speed [km/h]	66.4	65.8	61.1	57.7	57.7	57.3	56.6	56.3						
Avg. Dist. to Rail [m]	7.0	1.5	2.7	2.0	0.9	1.9	3.3	3.2						
Avg. Stride Freq. [Hz]	2.4	2.4	2.3	2.3	2.3	2.3	2.3	2.2						
Avg. Stride Length [m]	6.1	7.1	7.0	6.9	6.8	6.7	6.8	6.7						



- [ ] Ranking at each section and finish
- .-.- No data available at this section
- NA No data available



Horse/Jockey Name	Beyondtastic
Final Rank	11
Fastest Section Time (Section)	0:11.30 (1400m)
Top Speed [km/h] (Section)	68.6 (Overall)
Race State	Finished



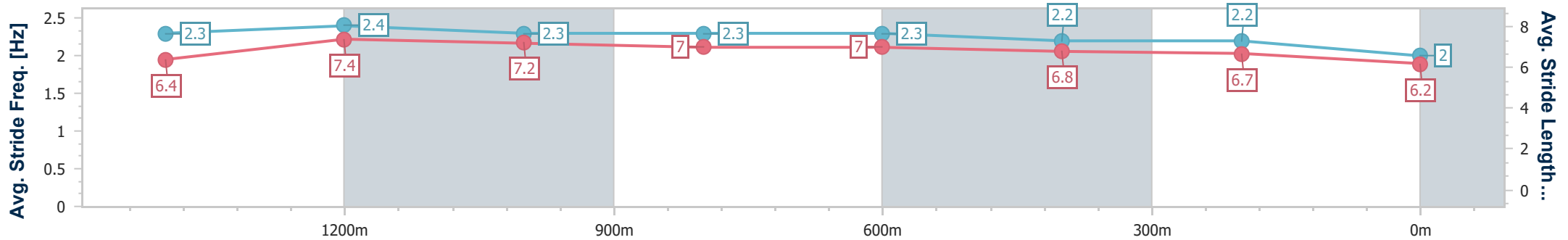
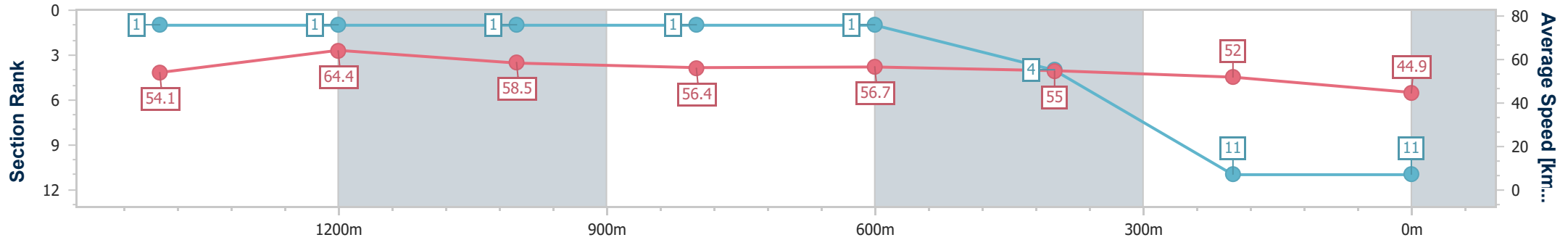
Ipswich QLD Professional  
 Race 1: FOLLOW @IPSWICHTURFCLUB Maiden Handicap - 1666m



02 December 2022 - 12:57

Track Rating: Heavy 9, Weather: Overcast, Rail Position: +2.0m  
 Entire Course

Section	Overall	1400m	1200m	1000m	800m	600m	400m	200m						
Section Times	1:49.62 [11] (0:17.74)	1:31.88 [1] (0:11.30)	1:20.58 [1] (0:12.26)	1:08.32 [1] (0:12.72)	0:55.60 [1] (0:12.70)	0:42.90 [1] (0:13.06)	0:29.84 [4] (0:13.83)	0:16.01 [11] (0:16.01)						
Average Speed [km/h]	54.1	64.4	58.5	56.4	56.7	55.0	52.0	44.9						
Top Speed [km/h]	68.6	67.2	62.4	57.3	57.7	56.2	53.7	50.0						
Avg. Dist. to Rail [m]	10.2	2.3	1.2	0.9	0.2	0.6	0.6	1.1						
Avg. Stride Freq. [Hz]	2.3	2.4	2.3	2.3	2.3	2.2	2.2	2.0						
Avg. Stride Length [m]	6.4	7.4	7.2	7.0	7.0	6.8	6.7	6.2						



- [ ] Ranking at each section and finish
- .-.- No data available at this section
- NA No data available