

Track Rating: Soft 7, Weather: Overcast, Rail Position: +2m Entire

Section		Overall	1000m	800m	600m	400m	200m	Last 600m					
Field Times		1:11.94 (0:13.99)	0:57.95 (0:11.23)	0:46.72 (0:11.43)	0:35.29 (0:11.70)	0:23.59 (0:11.71)	0:11.88 (0:11.88)	0:35.29					
Rank	TAB Horse/Jockey	Barrier	Top Speed [km/h]	Fastest Section	Margin							Distance Travelled [m]	
1	15 COPPERCHINO Jason Taylor	1	64.7 1000m	0:11.27 1000m	1:11.94 [1] (0:14.16)	0:57.78 [3] (0:11.27)	0:46.51 [3] (0:11.40)	0:35.11 [3] (0:11.59)	0:23.52 [3] (0:11.64)	0:11.88 [2] (0:11.88)	1:11.94	0:35.11	
2	9 GREYLANDER Angela Jones	12	65.5 Overall	0:11.23 1000m	1:11.94 [2] (0:13.99)	0:57.95 [1] (0:11.23)	0:46.72 [1] (0:11.43)	0:35.29 [1] (0:11.70)	0:23.59 [1] (0:11.74)	0:11.85 [1] (0:11.85)	0.1L	0:35.29	-1
3	11 MR LANNIGAN Robbie Fradd	2	63.9 1000m	0:11.33 1000m	1:12.49 [3] (0:14.41)	0:58.08 [6] (0:11.33)	0:46.75 [5] (0:11.37)	0:35.38 [5] (0:11.57)	0:23.81 [5] (0:11.77)	0:12.04 [4] (0:12.04)	3.1L	0:35.38	+0
4	7 DARKENED DESTINY Micheal Hellyer	14	64.7 1000m	0:11.28 1000m	1:12.74 [4] (0:14.04)	0:58.70 [2] (0:11.28)	0:47.42 [2] (0:11.37)	0:36.05 [2] (0:11.68)	0:24.37 [2] (0:11.91)	0:12.46 [3] (0:12.46)	4.4L	0:36.05	+2
5	13 BIG ROCAS Tegan Harrison	4	64.5 800m	0:11.40 800m	1:13.52 [5] (0:14.33)	0:59.19 [5] (0:11.48)	0:47.71 [6] (0:11.40)	0:36.31 [6] (0:11.65)	0:24.66 [6] (0:12.03)	0:12.63 [5] (0:12.63)	8.9L	0:36.31	+4
6	5 VIKING FOREVER Luke Dittman	13	66.1 Overall	0:11.33 800m	1:13.96 [6] (0:14.18)	0:59.78 [4] (0:11.36)	0:48.42 [4] (0:11.33)	0:37.09 [4] (0:11.75)	0:25.34 [4] (0:12.21)	0:13.13 [6] (0:13.13)	11.4L	0:37.09	+3

Scratched: Slick Shooter (#1), Satellite Spirit (#2), Witness Attack (#3), Boddington (#4), Holy Trojan (#6), Good Girl (#8), Maralah (#10), O'calloghan (#12), Dedors Lad (#14)



Horse/Jockey Name	Copperchino
Final Rank	1
Fastest Section Time (Section)	0:11.27 (1000m)
Top Speed [km/h] (Section)	64.7 (1000m)
Race State	Finished



Ipswich QLD Professional

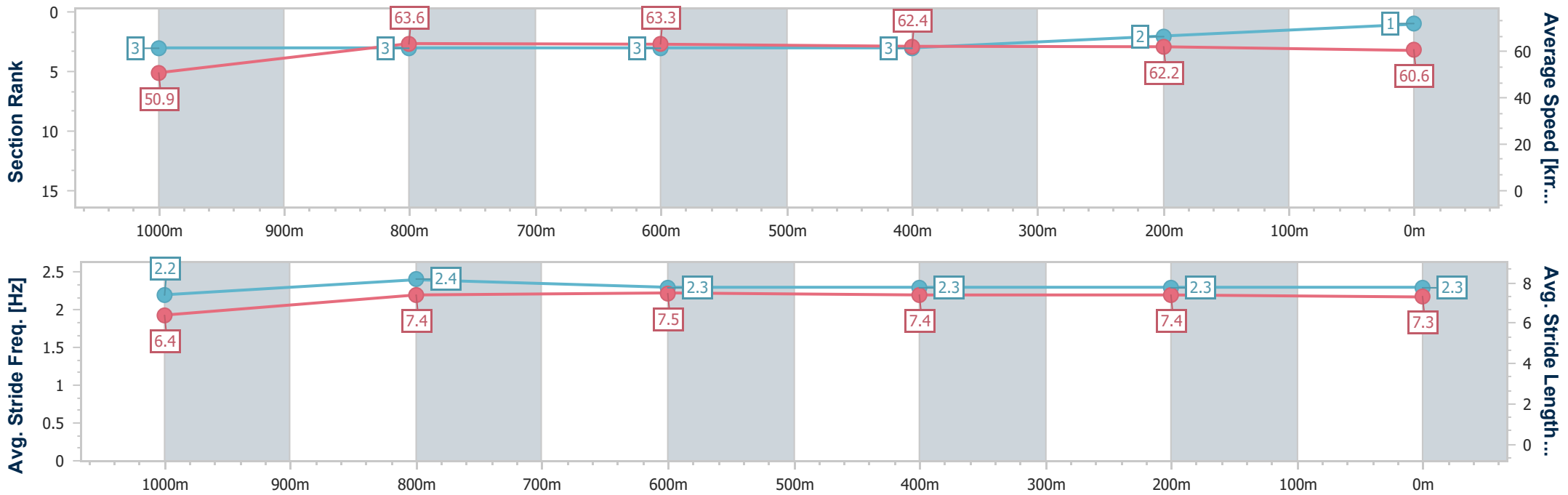
Race 3: 85 TROOP Maiden Handicap - 1200m

02 December 2022 - 14:07



Track Rating: Soft 7, Weather: Overcast, Rail Position: +2m Entire

Section	Overall	1000m	800m	600m	400m	200m
Section Times	1:11.94 [1] (0:14.16)	0:57.78 [3] (0:11.27)	0:46.51 [3] (0:11.40)	0:35.11 [3] (0:11.59)	0:23.52 [3] (0:11.64)	0:11.88 [2] (0:11.88)
Average Speed [km/h]	50.9	63.6	63.3	62.4	62.2	60.6
Top Speed [km/h]	64.3	64.7	63.9	64.2	63.1	62.2
Avg. Dist. to Rail [m]	3.4	1.3	0.6	1.7	1.9	5.9
Avg. Stride Freq. [Hz]	2.2	2.4	2.3	2.3	2.3	2.3
Avg. Stride Length [m]	6.4	7.4	7.5	7.4	7.4	7.3



- [] Ranking at each section and finish
- .-.- No data available at this section
- NA No data available



Horse/Jockey Name	Greylander
Final Rank	2
Fastest Section Time (Section)	0:11.23 (1000m)
Top Speed [km/h] (Section)	65.5 (Overall)
Race State	Finished



Ipswich QLD Professional

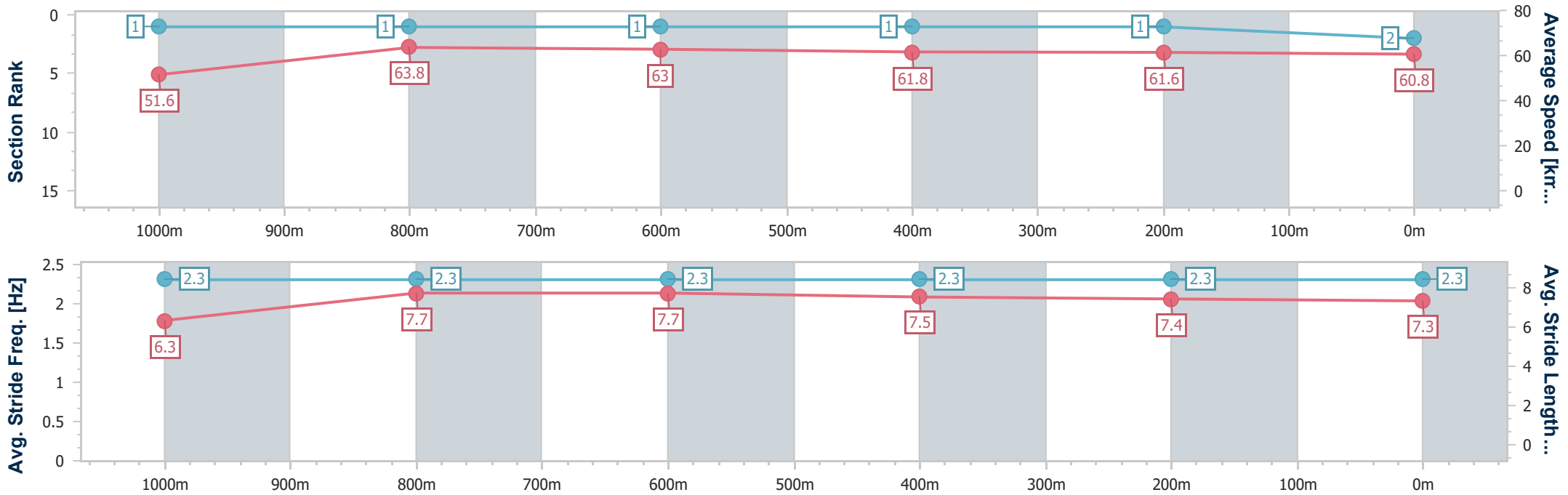
Race 3: 85 TROOP Maiden Handicap - 1200m

02 December 2022 - 14:07



Track Rating: Soft 7, Weather: Overcast, Rail Position: +2m Entire

Section	Overall	1000m	800m	600m	400m	200m
Section Times	1:11.94 [2] (0:13.99)	0:57.95 [1] (0:11.23)	0:46.72 [1] (0:11.43)	0:35.29 [1] (0:11.70)	0:23.59 [1] (0:11.74)	0:11.85 [1] (0:11.85)
Average Speed [km/h]	51.6	63.8	63.0	61.8	61.6	60.8
Top Speed [km/h]	65.5	65.4	63.8	62.9	63.1	62.5
Avg. Dist. to Rail [m]	5.7	1.6	0.6	1.3	2.8	7.7
Avg. Stride Freq. [Hz]	2.3	2.3	2.3	2.3	2.3	2.3
Avg. Stride Length [m]	6.3	7.7	7.7	7.5	7.4	7.3



- [] Ranking at each section and finish
- .-.- No data available at this section
- NA No data available



Horse/Jockey Name	Mr Lannigan
Final Rank	3
Fastest Section Time (Section)	0:11.33 (1000m)
Top Speed [km/h] (Section)	63.9 (1000m)
Race State	Finished



Ipswich QLD Professional

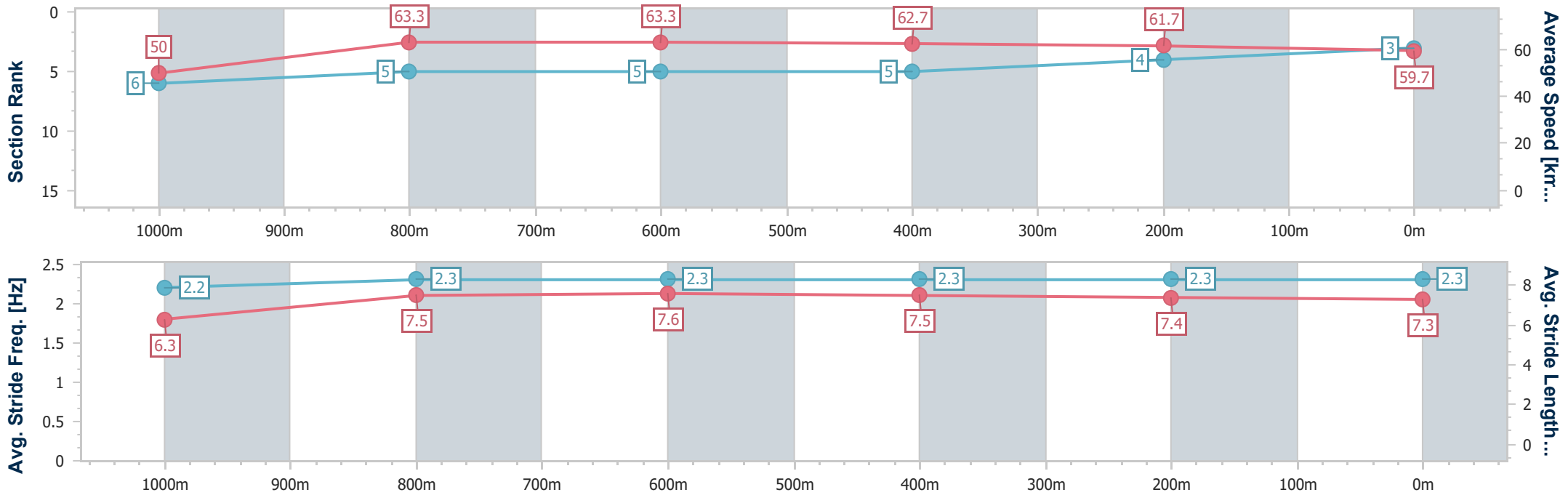
Race 3: 85 TROOP Maiden Handicap - 1200m

02 December 2022 - 14:07



Track Rating: Soft 7, Weather: Overcast, Rail Position: +2m Entire

Section	Overall	1000m	800m	600m	400m	200m
Section Times	1:12.49 [3] (0:14.41)	0:58.08 [6] (0:11.33)	0:46.75 [5] (0:11.37)	0:35.38 [5] (0:11.57)	0:23.81 [5] (0:11.77)	0:12.04 [4] (0:12.04)
Average Speed [km/h]	50.0	63.3	63.3	62.7	61.7	59.7
Top Speed [km/h]	63.9	63.9	63.6	63.3	62.7	61.7
Avg. Dist. to Rail [m]	3.4	1.8	0.6	2.0	3.4	7.6
Avg. Stride Freq. [Hz]	2.2	2.3	2.3	2.3	2.3	2.3
Avg. Stride Length [m]	6.3	7.5	7.6	7.5	7.4	7.3



- [] Ranking at each section and finish
- .-.- No data available at this section
- NA No data available



Horse/Jockey Name	Darkened Destiny
Final Rank	4
Fastest Section Time (Section)	0:11.28 (1000m)
Top Speed [km/h] (Section)	64.7 (1000m)
Race State	Finished



Ipswich QLD Professional

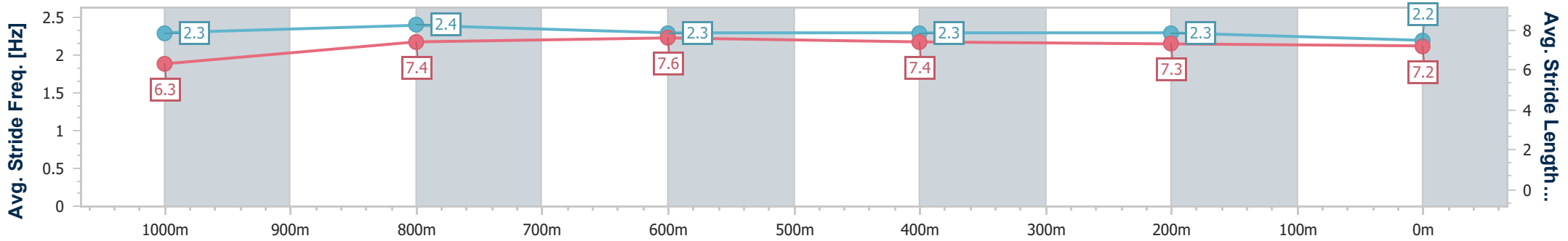
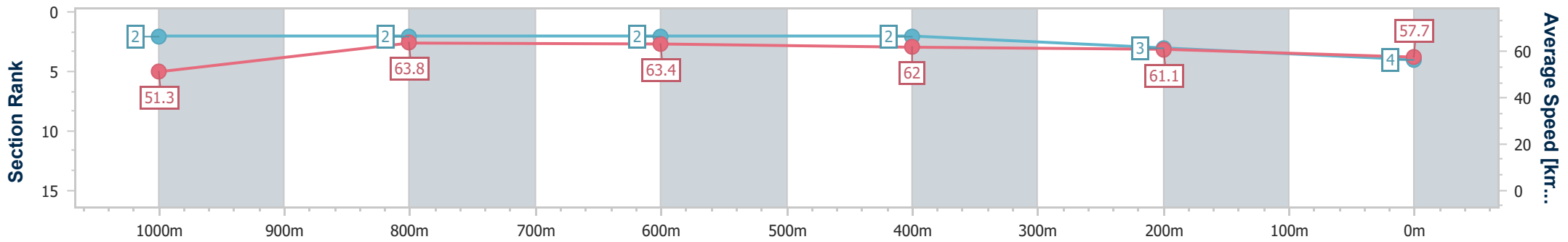
Race 3: 85 TROOP Maiden Handicap - 1200m

02 December 2022 - 14:07

Track Rating: Soft 7, Weather: Overcast, Rail Position: +2m Entire



Section	Overall	1000m	800m	600m	400m	200m
Section Times	1:12.74 [4] (0:14.04)	0:58.70 [2] (0:11.28)	0:47.42 [2] (0:11.37)	0:36.05 [2] (0:11.68)	0:24.37 [2] (0:11.91)	0:12.46 [3] (0:12.46)
Average Speed [km/h]	51.3	63.8	63.4	62.0	61.1	57.7
Top Speed [km/h]	64.5	64.7	64.1	62.7	62.1	60.1
Avg. Dist. to Rail [m]	7.4	0.5	0.5	1.9	3.6	5.1
Avg. Stride Freq. [Hz]	2.3	2.4	2.3	2.3	2.3	2.2
Avg. Stride Length [m]	6.3	7.4	7.6	7.4	7.3	7.2



- [] Ranking at each section and finish
- .-.- No data available at this section
- NA No data available



Horse/Jockey Name	Big Rocas
Final Rank	5
Fastest Section Time (Section)	0:11.40 (800m)
Top Speed [km/h] (Section)	64.5 (800m)
Race State	Finished



Ipswich QLD Professional

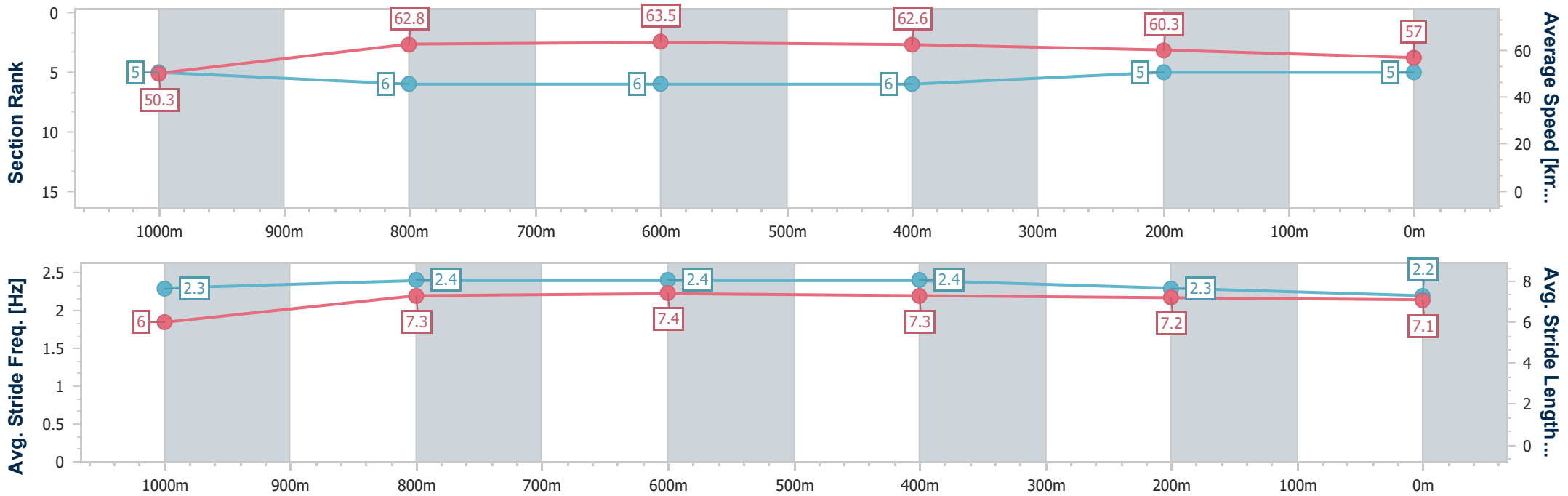
Race 3: 85 TROOP Maiden Handicap - 1200m

02 December 2022 - 14:07



Track Rating: Soft 7, Weather: Overcast, Rail Position: +2m Entire

Section	Overall	1000m	800m	600m	400m	200m
Section Times	1:13.52 [5] (0:14.33)	0:59.19 [5] (0:11.48)	0:47.71 [6] (0:11.40)	0:36.31 [6] (0:11.65)	0:24.66 [6] (0:12.03)	0:12.63 [5] (0:12.63)
Average Speed [km/h]	50.3	62.8	63.5	62.6	60.3	57.0
Top Speed [km/h]	64.1	64.0	64.5	63.9	62.0	59.5
Avg. Dist. to Rail [m]	5.2	0.4	1.3	3.2	1.9	3.9
Avg. Stride Freq. [Hz]	2.3	2.4	2.4	2.4	2.3	2.2
Avg. Stride Length [m]	6.0	7.3	7.4	7.3	7.2	7.1



- [] Ranking at each section and finish
- .-.-.- No data available at this section
- NA No data available



Horse/Jockey Name	Viking Forever
Final Rank	6
Fastest Section Time (Section)	0:11.33 (800m)
Top Speed [km/h] (Section)	66.1 (Overall)
Race State	Finished



Ipswich QLD Professional

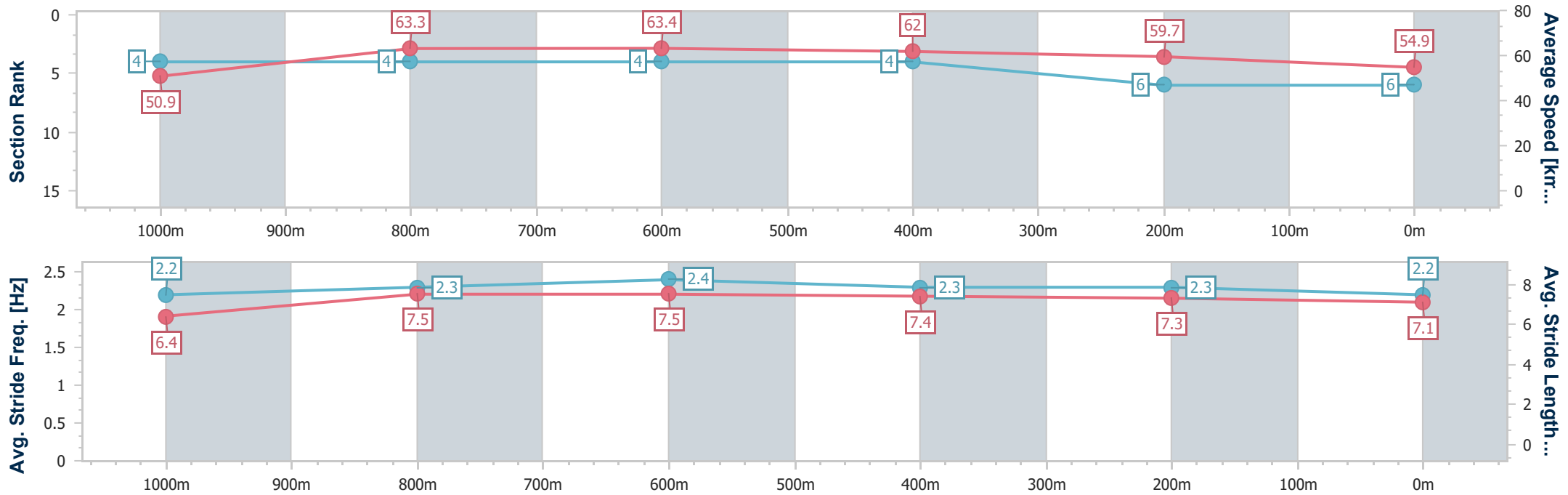
Race 3: 85 TROOP Maiden Handicap - 1200m

02 December 2022 - 14:07



Track Rating: Soft 7, Weather: Overcast, Rail Position: +2m Entire

Section	Overall	1000m	800m	600m	400m	200m
Section Times	1:13.96 [6] (0:14.18)	0:59.78 [4] (0:11.36)	0:48.42 [4] (0:11.33)	0:37.09 [4] (0:11.75)	0:25.34 [4] (0:12.21)	0:13.13 [6] (0:13.13)
Average Speed [km/h]	50.9	63.3	63.4	62.0	59.7	54.9
Top Speed [km/h]	66.1	64.2	64.0	63.4	61.8	58.1
Avg. Dist. to Rail [m]	6.7	0.6	0.4	2.3	4.3	7.0
Avg. Stride Freq. [Hz]	2.2	2.3	2.4	2.3	2.3	2.2
Avg. Stride Length [m]	6.4	7.5	7.5	7.4	7.3	7.1



- [] Ranking at each section and finish
- .-.- No data available at this section
- NA No data available