



**Sunshine Coast QLD Professional**  
**Race 1: PROMO GEAR QTIS Three-Year-Old BENCHMARK 65 Handicap - 1400m**  
**04 December 2022 - 13:00**



**Track Rating: Soft 6, Weather: Overcast, Rail Position: 5 METRES ENTIRE COURSE**

Section		Overall	1200m	1000m	800m	600m	400m	Last 600m				
Field Times		1:24.28 (0:13.63)	1:10.65 (0:11.08)	0:59.57 (0:11.57)	0:48.00 (0:11.85)	0:36.15 (0:11.93)	0:24.22 (0:11.78)	0:36.15				
Rank	TAB Horse/Jockey	Barrier	Top Speed [km/h]	Fastest Section								Distance Travelled [m]
1	1 MISHANI SPARTAN James Orman	2	66.5 1200m	0:11.13 1200m	1:24.28 [1] (0:14.12)	1:10.16 [6] (0:11.13)	0:59.03 [6] (0:11.86)	0:47.17 [5] (0:11.74)	0:35.43 [5] (0:11.65)	0:23.78 [5] (0:11.34)	0:35.43	
2	3 BULIKOV Martin Harley	3	67.2 1200m	0:11.04 1200m	1:24.55 [2] (0:13.92)	1:10.63 [3] (0:11.04)	0:59.59 [3] (0:11.71)	0:47.88 [2] (0:11.75)	0:36.13 [2] (0:11.71)	0:24.42 [2] (0:11.84)	0:36.13	+2
3	7 SEBRING GIRL Nikita Beriman	1	66.5 1200m	0:11.14 1200m	1:24.63 [3] (0:13.79)	1:10.84 [2] (0:11.14)	0:59.70 [2] (0:11.74)	0:47.96 [3] (0:11.79)	0:36.17 [3] (0:11.82)	0:24.35 [3] (0:11.70)	0:36.17	-1
4	5 ROADTRIP Ben Thompson	5	65.2 1200m	0:11.19 1200m	1:24.72 [4] (0:14.18)	1:10.54 [7] (0:11.19)	0:59.35 [7] (0:11.89)	0:47.46 [7] (0:11.83)	0:35.63 [7] (0:11.62)	0:24.01 [6] (0:11.43)	0:35.63	+3
5	8 CARESSING RUPERT Taylor Marshall	4	66.7 1200m	0:11.03 1200m	1:25.13 [5] (0:14.10)	1:11.03 [5] (0:11.03)	1:00.00 [4] (0:11.73)	0:48.27 [4] (0:11.79)	0:36.48 [4] (0:11.75)	0:24.73 [4] (0:11.77)	0:36.48	+5
6	4 WESTERN HALO Georgina Cartwright	9	65.9 1200m	0:11.08 1200m	1:25.74 [6] (0:13.63)	1:12.11 [1] (0:11.08)	1:01.03 [1] (0:11.57)	0:49.46 [1] (0:11.85)	0:37.61 [1] (0:11.93)	0:25.68 [1] (0:12.08)	0:37.61	-1
7	6 VALTINO Justin Stanley	6	66.5 1200m	0:11.18 1200m	1:26.74 [7] (0:14.02)	1:12.72 [4] (0:11.18)	1:01.54 [5] (0:11.93)	0:49.61 [6] (0:11.73)	0:37.88 [6] (0:11.91)	0:25.97 [7] (0:12.36)	0:37.88	+1

Scratched: Affogato Girl (#2), Craiglea Agena (#9)

[ ] Ranking at each section and finish  
 -:-:- No data available at this section  
 NA No data available

SCN Saddle cloth number  
 DNF Did not finish  
 DNT Did not track



**Sunshine Coast QLD Professional**  
**Race 1: PROMO GEAR QTIS Three-Year-Old BENCHMARK 65 Handicap - 1400m**

04 December 2022 - 13:00



Track Rating: Soft 6, Weather: Overcast, Rail Position: 5 METRES ENTIRE COURSE

Section				200m				Last 600m		
Field Times				0:12.44 (0:12.44)				0:36.15		
Rank	TAB	Horse/Jockey	Barrier	Top Speed [km/h]	Fastest Section	Margin			Distance Travelled [m]	
1	1	<b>MISHANI SPARTAN</b> James Orman	2	66.5 1200m	0:11.13 1200m	0:12.44 [1] (0:12.44)	1:24.28		0:35.43	
2	3	<b>BULIKOV</b> Martin Harley	3	67.2 1200m	0:11.04 1200m	0:12.58 [2] (0:12.58)	0.27L		0:36.13	+2
3	7	<b>SEBRING GIRL</b> Nikita Beriman	1	66.5 1200m	0:11.14 1200m	0:12.65 [3] (0:12.65)	0.35L		0:36.17	-1
4	5	<b>ROADTRIP</b> Ben Thompson	5	65.2 1200m	0:11.19 1200m	0:12.58 [4] (0:12.58)	0.44L		0:35.63	+3
5	8	<b>CARESSING RUPERT</b> Taylor Marshall	4	66.7 1200m	0:11.03 1200m	0:12.96 [6] (0:12.96)	0.85L		0:36.48	+5
6	4	<b>WESTERN HALO</b> Georgina Cartwright	9	65.9 1200m	0:11.08 1200m	0:13.60 [5] (0:13.60)	1.46L		0:37.61	-1
7	6	<b>VALTINO</b> Justin Stanley	6	66.5 1200m	0:11.18 1200m	0:13.61 [7] (0:13.61)	2.46L		0:37.88	+1

Scratched: Affogato Girl (#2), Craiglea Agena (#9)

[ ] Ranking at each section and finish  
 -:-:- No data available at this section  
 NA No data available

SCN Saddle cloth number  
 DNF Did not finish  
 DNT Did not track



Horse/Jockey Name	Mishani Spartan
Final Rank	1
Fastest Section Time (Section)	0:11.13 (1200m)
Top Speed [km/h] (Section)	66.5 (1200m)
Race State	Finished



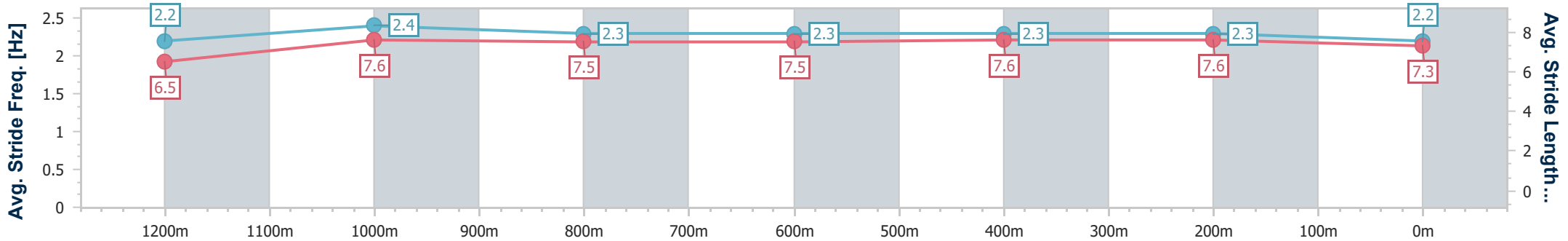
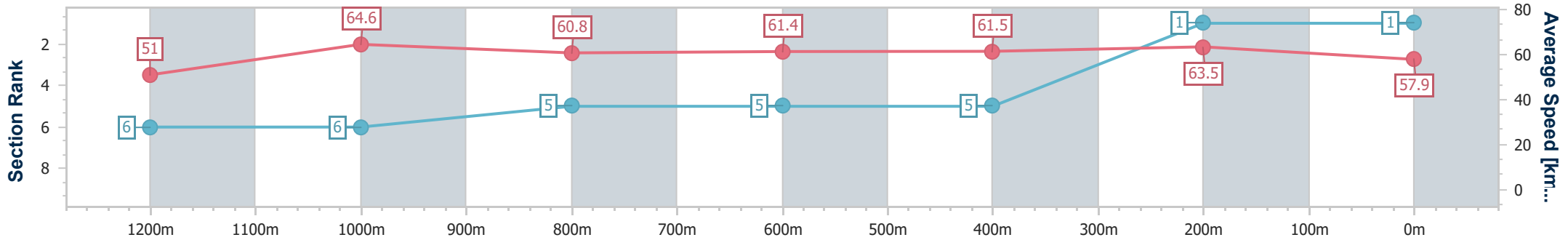
Sunshine Coast QLD Professional  
 Race 1: PROMO GEAR QTIS Three-Year-Old BENCHMARK 65  
 Handicap - 1400m



04 December 2022 - 13:00

Track Rating: Soft 6, Weather: Overcast, Rail Position: 5 METRES  
 ENTIRE COURSE

Section	Overall	1200m	1000m	800m	600m	400m	200m
Section Times	1:24.28 [1] (0:14.12)	1:10.16 [6] (0:11.13)	0:59.03 [6] (0:11.86)	0:47.17 [5] (0:11.74)	0:35.43 [5] (0:11.65)	0:23.78 [5] (0:11.34)	0:12.44 [1] (0:12.44)
Average Speed [km/h]	51.0	64.6	60.8	61.4	61.5	63.5	57.9
Top Speed [km/h]	65.3	66.5	63.0	62.5	63.3	65.1	61.1
Avg. Dist. to Rail [m]	4.2	2.7	1.6	0.3	0.7	0.9	1.9
Avg. Stride Freq. [Hz]	2.2	2.4	2.3	2.3	2.3	2.3	2.2
Avg. Stride Length [m]	6.5	7.6	7.5	7.5	7.6	7.6	7.3



- [ ] Ranking at each section and finish
- .-.- No data available at this section
- NA No data available



Horse/Jockey Name	Bulikov
Final Rank	2
Fastest Section Time (Section)	0:11.04 (1200m)
Top Speed [km/h] (Section)	67.2 (1200m)
Race State	Finished



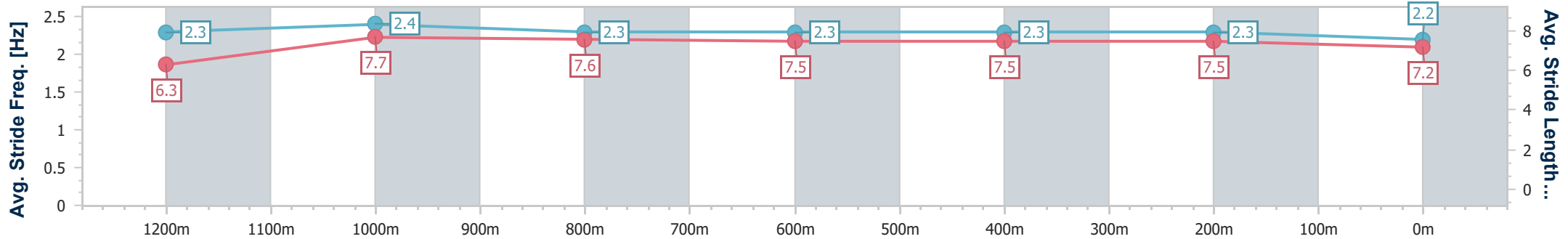
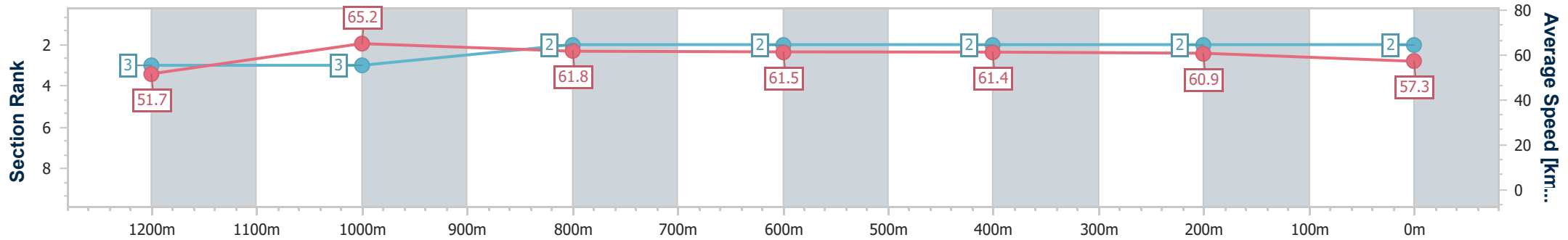
Sunshine Coast QLD Professional  
Race 1: PROMO GEAR QTIS Three-Year-Old BENCHMARK 65  
Handicap - 1400m



04 December 2022 - 13:00

Track Rating: Soft 6, Weather: Overcast, Rail Position: 5 METRES  
ENTIRE COURSE

Section	Overall	1200m	1000m	800m	600m	400m	200m
Section Times	1:24.55 [2] (0:13.92)	1:10.63 [3] (0:11.04)	0:59.59 [3] (0:11.71)	0:47.88 [2] (0:11.75)	0:36.13 [2] (0:11.71)	0:24.42 [2] (0:11.84)	0:12.58 [2] (0:12.58)
Average Speed [km/h]	51.7	65.2	61.8	61.5	61.4	60.9	57.3
Top Speed [km/h]	65.9	67.2	64.5	62.6	62.6	62.4	60.3
Avg. Dist. to Rail [m]	5.7	3.7	2.5	0.6	0.3	4.3	5.3
Avg. Stride Freq. [Hz]	2.3	2.4	2.3	2.3	2.3	2.3	2.2
Avg. Stride Length [m]	6.3	7.7	7.6	7.5	7.5	7.5	7.2



- [ ] Ranking at each section and finish
- .-.- No data available at this section
- NA No data available



Horse/Jockey Name	Sebring Girl
Final Rank	3
Fastest Section Time (Section)	0:11.14 (1200m)
Top Speed [km/h] (Section)	66.5 (1200m)
Race State	Finished



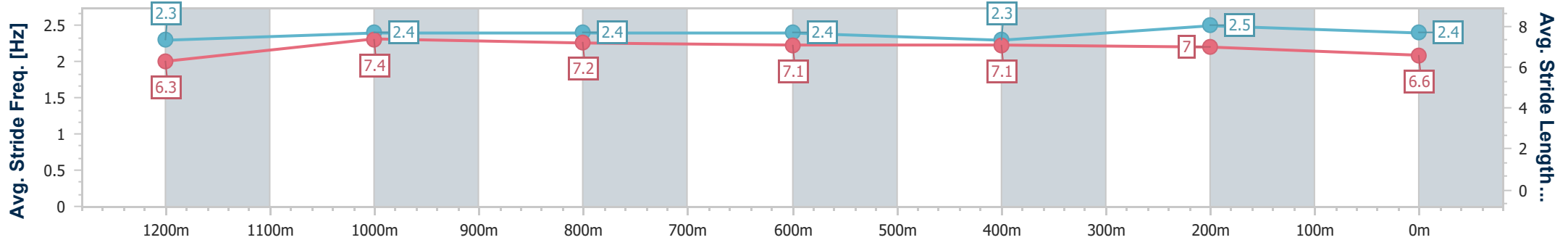
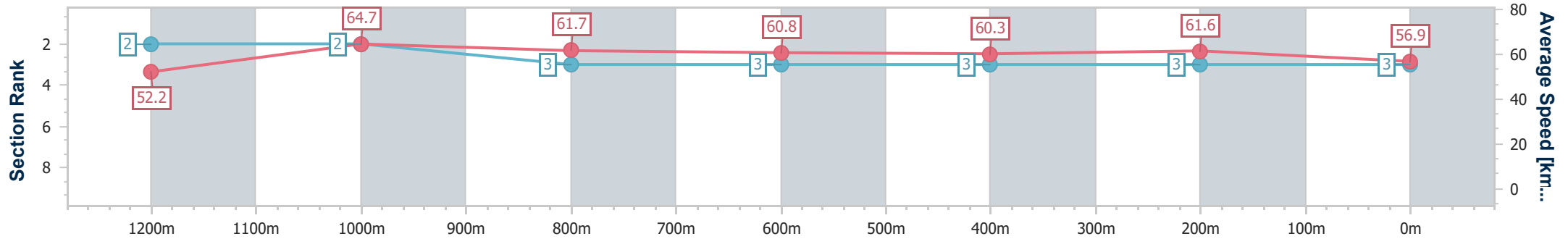
Sunshine Coast QLD Professional  
 Race 1: PROMO GEAR QTIS Three-Year-Old BENCHMARK 65  
 Handicap - 1400m



04 December 2022 - 13:00

Track Rating: Soft 6, Weather: Overcast, Rail Position: 5 METRES  
 ENTIRE COURSE

Section	Overall	1200m	1000m	800m	600m	400m	200m
Section Times	1:24.63 [3] (0:13.79)	1:10.84 [2] (0:11.14)	0:59.70 [2] (0:11.74)	0:47.96 [3] (0:11.79)	0:36.17 [3] (0:11.82)	0:24.35 [3] (0:11.70)	0:12.65 [3] (0:12.65)
Average Speed [km/h]	52.2	64.7	61.7	60.8	60.3	61.6	56.9
Top Speed [km/h]	64.3	66.5	65.1	62.8	62.6	63.2	59.4
Avg. Dist. to Rail [m]	3.8	2.3	2.7	1.2	1.8	4.5	7.1
Avg. Stride Freq. [Hz]	2.3	2.4	2.4	2.4	2.3	2.5	2.4
Avg. Stride Length [m]	6.3	7.4	7.2	7.1	7.1	7.0	6.6



- [ ] Ranking at each section and finish
- .-.- No data available at this section
- NA No data available



Horse/Jockey Name	Roadtrip
Final Rank	4
Fastest Section Time (Section)	0:11.19 (1200m)
Top Speed [km/h] (Section)	65.2 (1200m)
Race State	Finished



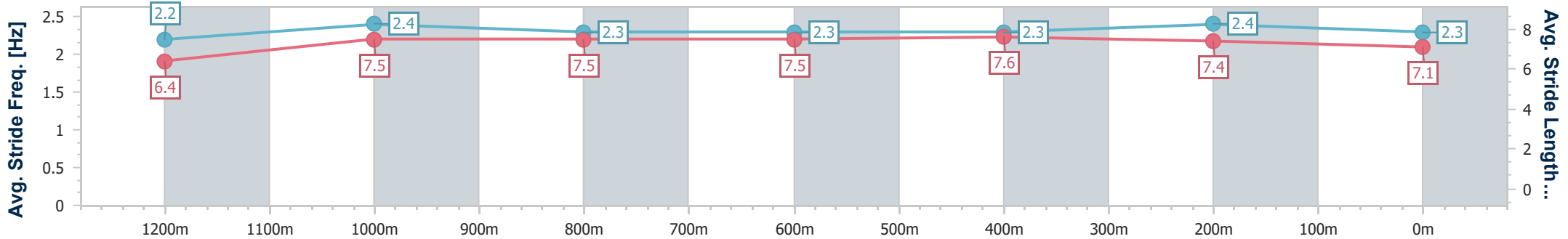
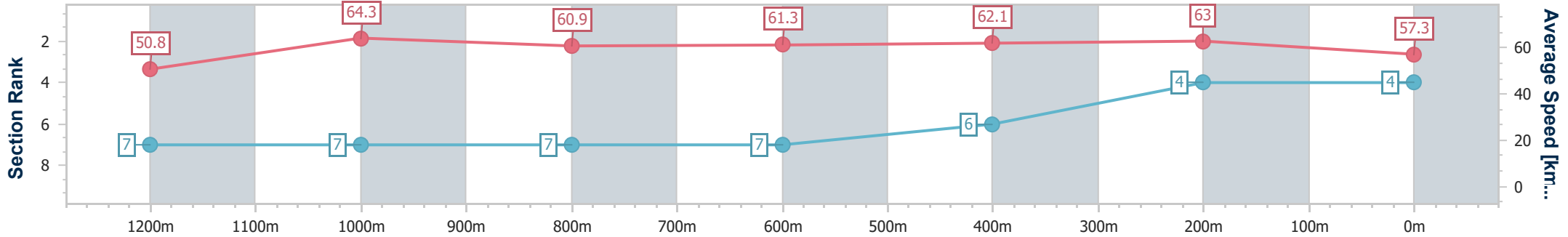
Sunshine Coast QLD Professional  
 Race 1: PROMO GEAR QTIS Three-Year-Old BENCHMARK 65  
 Handicap - 1400m



04 December 2022 - 13:00

Track Rating: Soft 6, Weather: Overcast, Rail Position: 5 METRES  
 ENTIRE COURSE

Section	Overall	1200m	1000m	800m	600m	400m	200m						
Section Times	1:24.72 [4] (0:14.18)	1:10.54 [7] (0:11.19)	0:59.35 [7] (0:11.89)	0:47.46 [7] (0:11.83)	0:35.63 [7] (0:11.62)	0:24.01 [6] (0:11.43)	0:12.58 [4] (0:12.58)						
Average Speed [km/h]	50.8	64.3	60.9	61.3	62.1	63.0	57.3						
Top Speed [km/h]	63.9	65.2	63.2	63.0	62.9	64.5	61.4						
Avg. Dist. to Rail [m]	7.0	4.0	2.5	1.3	0.3	3.4	3.1						
Avg. Stride Freq. [Hz]	2.2	2.4	2.3	2.3	2.3	2.4	2.3						
Avg. Stride Length [m]	6.4	7.5	7.5	7.5	7.6	7.4	7.1						



- [ ] Ranking at each section and finish
- .-.- No data available at this section
- NA No data available



Horse/Jockey Name	Caressing Rupert
Final Rank	5
Fastest Section Time (Section)	0:11.03 (1200m)
Top Speed [km/h] (Section)	66.7 (1200m)
Race State	Finished



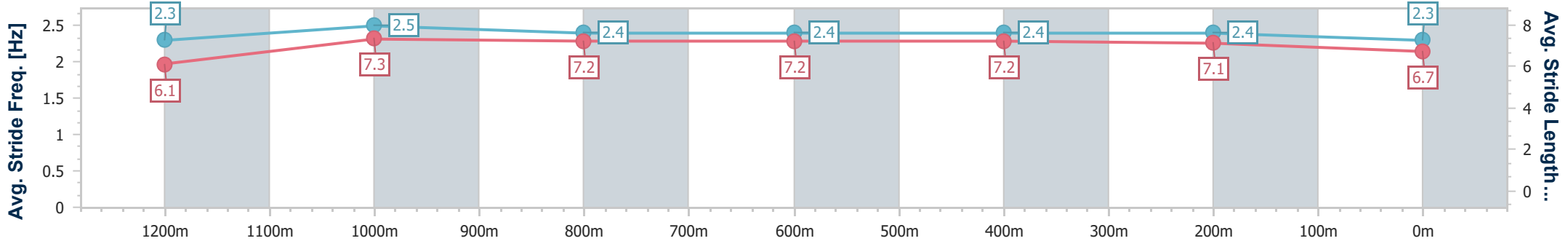
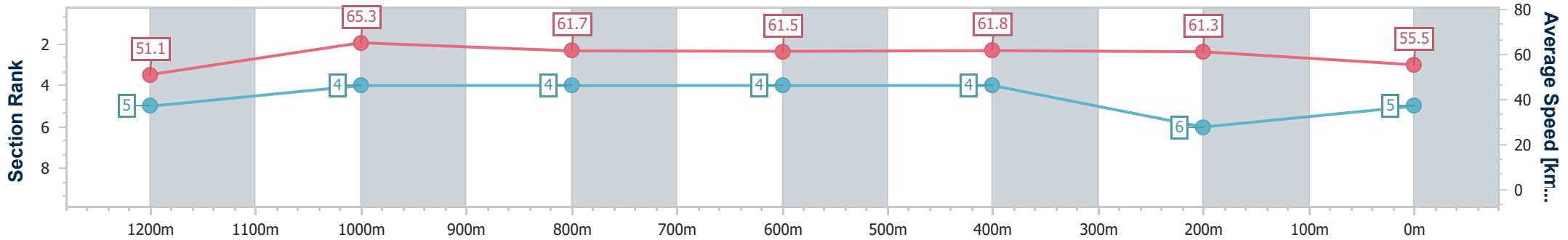
Sunshine Coast QLD Professional  
 Race 1: PROMO GEAR QTIS Three-Year-Old BENCHMARK 65  
 Handicap - 1400m



04 December 2022 - 13:00

Track Rating: Soft 6, Weather: Overcast, Rail Position: 5 METRES  
 ENTIRE COURSE

Section	Overall	1200m	1000m	800m	600m	400m	200m						
Section Times	1:25.13 [5] (0:14.10)	1:11.03 [5] (0:11.03)	1:00.00 [4] (0:11.73)	0:48.27 [4] (0:11.79)	0:36.48 [4] (0:11.75)	0:24.73 [4] (0:11.77)	0:12.96 [6] (0:12.96)						
Average Speed [km/h]	51.1	65.3	61.7	61.5	61.8	61.3	55.5						
Top Speed [km/h]	64.5	66.7	63.6	62.5	63.2	63.2	59.8						
Avg. Dist. to Rail [m]	6.3	3.5	2.4	1.4	1.5	7.6	8.7						
Avg. Stride Freq. [Hz]	2.3	2.5	2.4	2.4	2.4	2.4	2.3						
Avg. Stride Length [m]	6.1	7.3	7.2	7.2	7.2	7.1	6.7						



- [ ] Ranking at each section and finish
- .-.- No data available at this section
- NA No data available



Horse/Jockey Name	Western Halo
Final Rank	6
Fastest Section Time (Section)	0:11.08 (1200m)
Top Speed [km/h] (Section)	65.9 (1200m)
Race State	Finished



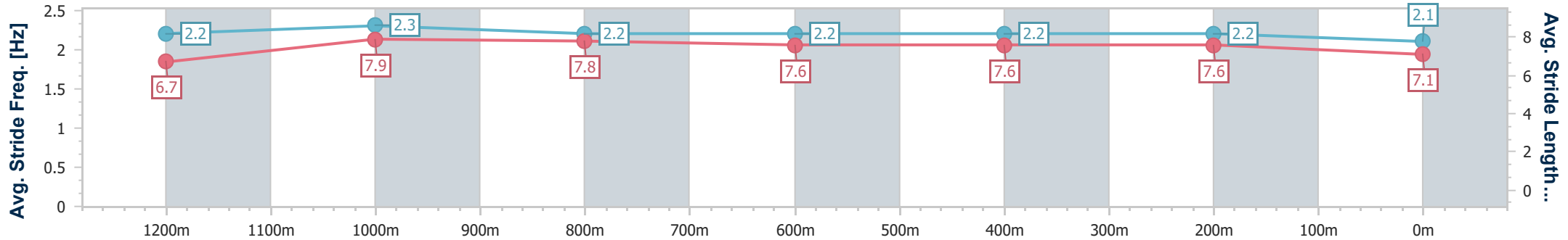
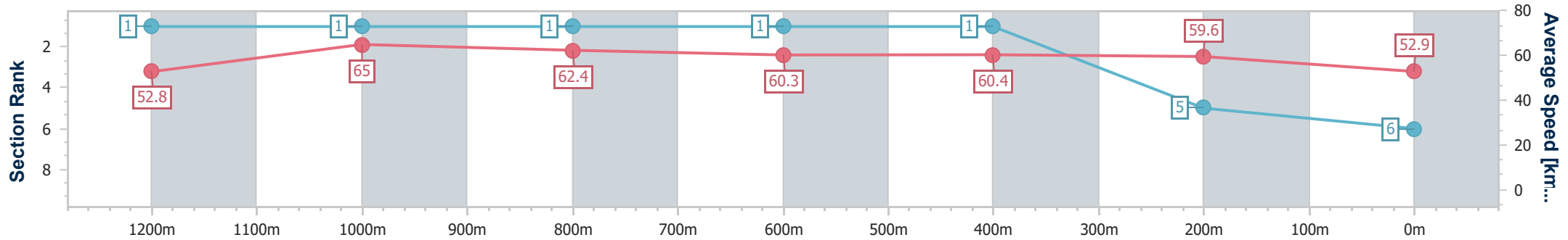
Sunshine Coast QLD Professional  
 Race 1: PROMO GEAR QTIS Three-Year-Old BENCHMARK 65  
 Handicap - 1400m



04 December 2022 - 13:00

Track Rating: Soft 6, Weather: Overcast, Rail Position: 5 METRES  
 ENTIRE COURSE

Section	Overall	1200m	1000m	800m	600m	400m	200m
Section Times	1:25.74 [6] (0:13.63)	1:12.11 [1] (0:11.08)	1:01.03 [1] (0:11.57)	0:49.46 [1] (0:11.85)	0:37.61 [1] (0:11.93)	0:25.68 [1] (0:12.08)	0:13.60 [5] (0:13.60)
Average Speed [km/h]	52.8	65.0	62.4	60.3	60.4	59.6	52.9
Top Speed [km/h]	65.7	65.9	63.8	61.2	61.1	60.9	57.3
Avg. Dist. to Rail [m]	7.6	2.7	1.3	1.2	0.7	3.1	3.4
Avg. Stride Freq. [Hz]	2.2	2.3	2.2	2.2	2.2	2.2	2.1
Avg. Stride Length [m]	6.7	7.9	7.8	7.6	7.6	7.6	7.1



- [ ] Ranking at each section and finish
- .-.- No data available at this section
- NA No data available





Horse/Jockey Name	Valtino
Final Rank	7
Fastest Section Time (Section)	0:11.18 (1200m)
Top Speed [km/h] (Section)	66.5 (1200m)
Race State	Finished



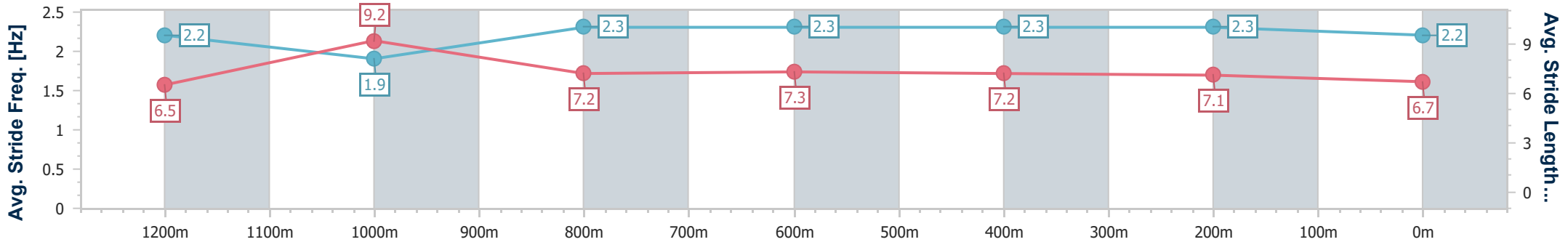
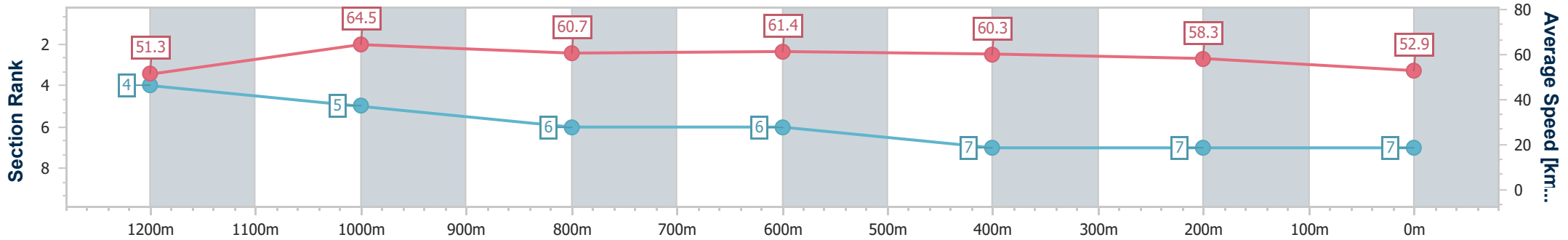
Sunshine Coast QLD Professional  
 Race 1: PROMO GEAR QTIS Three-Year-Old BENCHMARK 65  
 Handicap - 1400m



04 December 2022 - 13:00

Track Rating: Soft 6, Weather: Overcast, Rail Position: 5 METRES  
 ENTIRE COURSE

Section	Overall	1200m	1000m	800m	600m	400m	200m
Section Times	1:26.74 [7] (0:14.02)	1:12.72 [4] (0:11.18)	1:01.54 [5] (0:11.93)	0:49.61 [6] (0:11.73)	0:37.88 [6] (0:11.91)	0:25.97 [7] (0:12.36)	0:13.61 [7] (0:13.61)
Average Speed [km/h]	51.3	64.5	60.7	61.4	60.3	58.3	52.9
Top Speed [km/h]	64.4	66.5	61.6	62.3	62.3	59.6	55.3
Avg. Dist. to Rail [m]	8.1	4.6	3.2	0.6	0.6	3.1	3.9
Avg. Stride Freq. [Hz]	2.2	1.9	2.3	2.3	2.3	2.3	2.2
Avg. Stride Length [m]	6.5	9.2	7.2	7.3	7.2	7.1	6.7



- [ ] Ranking at each section and finish
- .-.- No data available at this section
- NA No data available