

Track Rating: Soft 6, Weather: Overcast, Rail Position: 5 METRES ENTIRE COURSE

Section														
Field Times	Overall	1600m	1400m	1200m	1000m	800m	600m	Last 600m						
	1:51.69 (0:13.76)	1:37.93 (0:11.98)	1:25.95 (0:12.10)	1:13.85 (0:12.23)	1:01.62 (0:12.57)	0:49.05 (0:12.39)	0:36.66 (0:12.12)	0:36.66						
Rank	TAB	Horse/Jockey	Barrier	Top Speed [km/h]	Fastest Section								Distance Travelled [m]	
1	9	WILLNOTQUIT Mark Du Plessis	9	64.1 1600m	0:11.76 400m	1:51.69 [1] (0:13.76)	1:37.93 [1] (0:11.98)	1:25.95 [1] (0:12.10)	1:13.85 [1] (0:12.23)	1:01.62 [1] (0:12.57)	0:49.05 [1] (0:12.39)	0:36.66 [1] (0:12.12)	0:36.66	
2	1	IL TORO D'ORO Larry Cassidy	4	62.9 1600m	0:11.95 400m	1:52.11 [2] (0:13.88)	1:38.23 [2] (0:11.99)	1:26.24 [2] (0:12.08)	1:14.16 [2] (0:12.25)	1:01.91 [2] (0:12.60)	0:49.31 [2] (0:12.39)	0:36.92 [2] (0:12.00)	0:36.92	-2
3	2	OZARCH Samantha Collett	6	63.2 1600m	0:11.94 400m	1:52.49 [3] (0:14.47)	1:38.02 [7] (0:12.00)	1:26.02 [7] (0:12.23)	1:13.79 [7] (0:12.24)	1:01.55 [7] (0:12.52)	0:49.03 [7] (0:12.25)	0:36.78 [4] (0:11.95)	0:36.78	-4
4	8	PLAYFUL PASSION Nikita Beriman	10	65.7 1600m	0:11.82 1600m	1:52.77 [4] (0:14.83)	1:37.94 [8] (0:11.82)	1:26.12 [8] (0:12.23)	1:13.89 [8] (0:12.27)	1:01.62 [8] (0:12.50)	0:49.12 [8] (0:12.35)	0:36.77 [8] (0:11.82)	0:36.77	+0
5	3	BRAMBLE BAY Lani Allen	1	61.6 Overall	0:12.14 1600m	1:53.48 [5] (0:14.04)	1:39.44 [4] (0:12.14)	1:27.30 [5] (0:12.16)	1:15.14 [4] (0:12.23)	1:02.91 [4] (0:12.56)	0:50.35 [3] (0:12.31)	0:38.04 [3] (0:12.20)	0:38.04	-2
6	7	MASAWU Nathan Thomas	7	64.2 Overall	0:12.08 1600m	1:53.65 [6] (0:14.07)	1:39.58 [5] (0:12.08)	1:27.50 [4] (0:12.19)	1:15.31 [5] (0:12.40)	1:02.91 [5] (0:12.71)	0:50.20 [6] (0:12.39)	0:37.81 [6] (0:12.27)	0:37.81	+3
7	5	ANGELIC ARCHER Rebecca Wilson	8	63.2 Overall	0:12.03 1600m	1:54.68 [7] (0:14.30)	1:40.38 [6] (0:12.03)	1:28.35 [6] (0:12.22)	1:16.13 [6] (0:12.38)	1:03.75 [6] (0:12.51)	0:51.24 [5] (0:12.39)	0:38.85 [5] (0:12.34)	0:38.85	+7
8	6	LADY ORATORIO Karl Zechner	5	62.8 Overall	0:12.00 1600m	1:55.78 [8] (0:13.97)	1:41.81 [3] (0:12.00)	1:29.81 [3] (0:12.19)	1:17.62 [3] (0:12.34)	1:05.28 [3] (0:12.75)	0:52.53 [4] (0:12.70)	0:39.83 [7] (0:12.67)	0:39.83	+0

Scratched: Another Dime (#10), Easily Amused (#4)



Sunshine Coast QLD Professional

Race 2: KATE ANDERSON DESIGN Maiden Plate - 1800m

04 December 2022 - 13:35



Track Rating: Soft 6, Weather: Overcast, Rail Position: 5 METRES ENTIRE COURSE

Section					400m	200m					
Field Times					0:24.54 (0:11.76)	0:12.78 (0:12.78)					
								Last 600m 0:36.66			
Rank	TAB	Horse/Jockey	Barrier	Top Speed [km/h]	Fastest Section			Margin			Distance Travelled [m]
1	9	WILLNOTQUIT Mark Du Plessis	9	64.1 1600m	0:11.76 400m	0:24.54 [1] (0:11.76)	0:12.78 [1] (0:12.78)	1:51.69			0:36.66
2	1	IL TORO D'ORO Larry Cassidy	4	62.9 1600m	0:11.95 400m	0:24.92 [2] (0:11.95)	0:12.97 [2] (0:12.97)	0.42L			0:36.92 -2
3	2	OZARCH Samantha Collett	6	63.2 1600m	0:11.94 400m	0:24.83 [4] (0:11.94)	0:12.89 [3] (0:12.89)	0.8L			0:36.78 -4
4	8	PLAYFUL PASSION Nikita Beriman	10	65.7 1600m	0:11.82 1600m	0:24.95 [5] (0:12.00)	0:12.95 [4] (0:12.95)	1.08L			0:36.77 +0
5	3	BRAMBLE BAY Lani Allen	1	61.6 Overall	0:12.14 1600m	0:25.84 [3] (0:12.36)	0:13.48 [5] (0:13.48)	1.79L			0:38.04 -2
6	7	MASAWU Nathan Thomas	7	64.2 Overall	0:12.08 1600m	0:25.54 [6] (0:12.26)	0:13.28 [6] (0:13.28)	1.96L			0:37.81 +3
7	5	ANGELIC ARCHER Rebecca Wilson	8	63.2 Overall	0:12.03 1600m	0:26.51 [7] (0:12.51)	0:14.00 [7] (0:14.00)	2.99L			0:38.85 +7
8	6	LADY ORATORIO Karl Zechner	5	62.8 Overall	0:12.00 1600m	0:27.16 [8] (0:12.98)	0:14.18 [8] (0:14.18)	4.09L			0:39.83 +0

Scratched: Another Dime (#10), Easily Amused (#4)

[] Ranking at each section and finish
 -:-:- No data available at this section
 NA No data available

SCN Saddle cloth number
 DNF Did not finish
 DNT Did not track



Horse/Jockey Name	Willnotquit
Final Rank	1
Fastest Section Time (Section)	0:11.76 (400m)
Top Speed [km/h] (Section)	64.1 (1600m)
Race State	Finished



Sunshine Coast QLD Professional

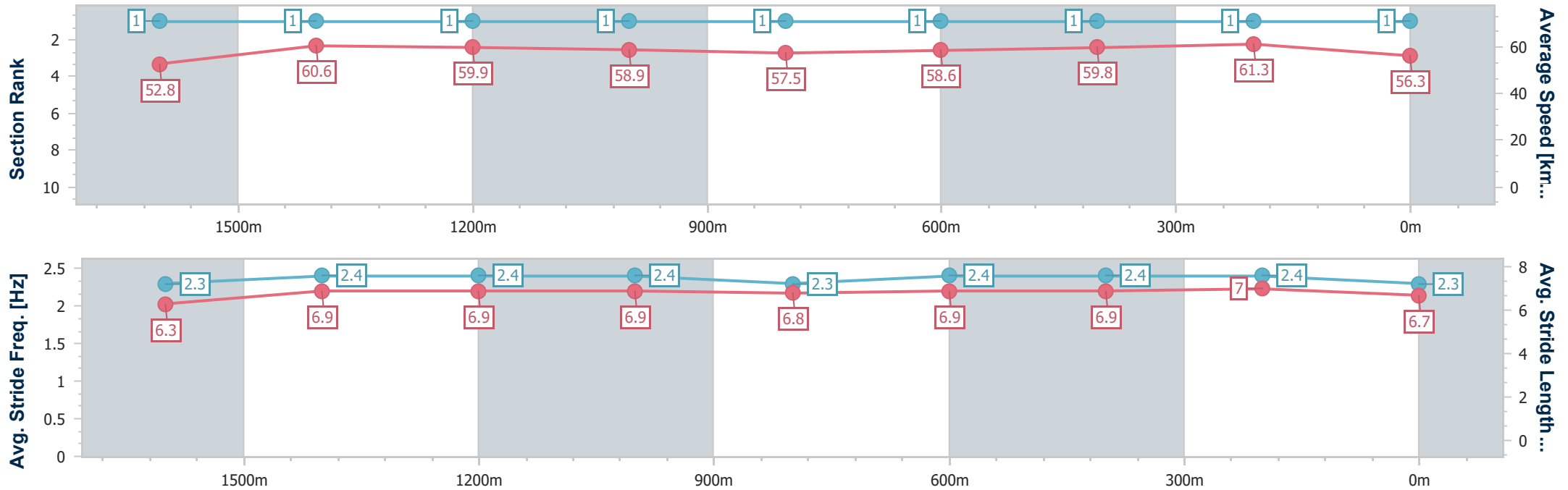
Race 2: KATE ANDERSON DESIGN Maiden Plate - 1800m



04 December 2022 - 13:35

Track Rating: Soft 6, Weather: Overcast, Rail Position: 5 METRES
ENTIRE COURSE

Section	Overall	1600m	1400m	1200m	1000m	800m	600m	400m	200m				
Section Times	1:51.69 [1] (0:13.76)	1:37.93 [1] (0:11.98)	1:25.95 [1] (0:12.10)	1:13.85 [1] (0:12.23)	1:01.62 [1] (0:12.57)	0:49.05 [1] (0:12.39)	0:36.66 [1] (0:12.12)	0:24.54 [1] (0:11.76)	0:12.78 [1] (0:12.78)				
Average Speed [km/h]	52.8	60.6	59.9	58.9	57.5	58.6	59.8	61.3	56.3				
Top Speed [km/h]	64.0	64.1	61.7	60.5	58.4	60.0	61.4	62.7	61.1				
Avg. Dist. to Rail [m]	7.0	2.0	2.0	2.2	1.7	1.5	1.2	1.5	0.2				
Avg. Stride Freq. [Hz]	2.3	2.4	2.4	2.4	2.3	2.4	2.4	2.4	2.3				
Avg. Stride Length [m]	6.3	6.9	6.9	6.9	6.8	6.9	6.9	7.0	6.7				



- [] Ranking at each section and finish
- .-.-.- No data available at this section
- NA No data available



Horse/Jockey Name	Il Toro D'oro
Final Rank	2
Fastest Section Time (Section)	0:11.95 (400m)
Top Speed [km/h] (Section)	62.9 (1600m)
Race State	Finished



Sunshine Coast QLD Professional

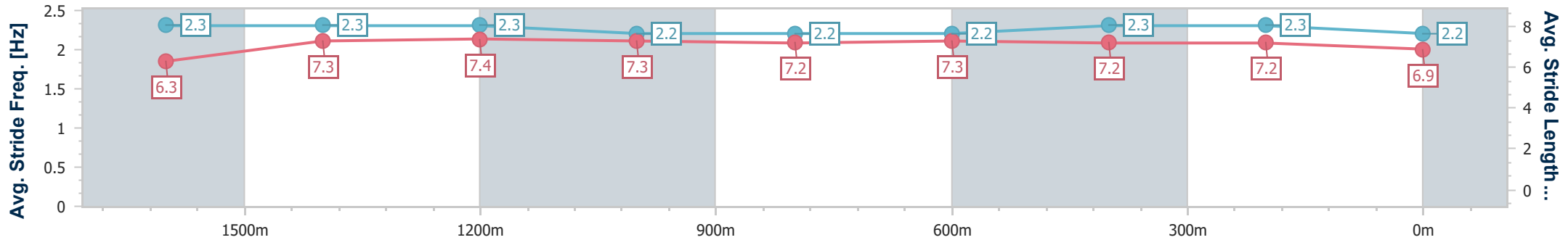
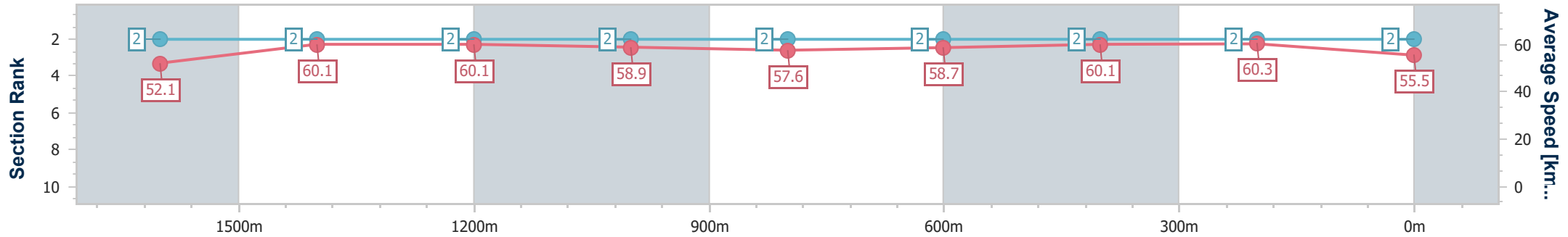
Race 2: KATE ANDERSON DESIGN Maiden Plate - 1800m



04 December 2022 - 13:35

Track Rating: Soft 6, Weather: Overcast, Rail Position: 5 METRES
ENTIRE COURSE

Section	Overall	1600m	1400m	1200m	1000m	800m	600m	400m	200m				
Section Times	1:52.11 [2] (0:13.88)	1:38.23 [2] (0:11.99)	1:26.24 [2] (0:12.08)	1:14.16 [2] (0:12.25)	1:01.91 [2] (0:12.60)	0:49.31 [2] (0:12.39)	0:36.92 [2] (0:12.00)	0:24.92 [2] (0:11.95)	0:12.97 [2] (0:12.97)				
Average Speed [km/h]	52.1	60.1	60.1	58.9	57.6	58.7	60.1	60.3	55.5				
Top Speed [km/h]	62.7	62.9	61.6	60.0	58.3	60.0	61.7	61.9	58.6				
Avg. Dist. to Rail [m]	3.1	1.3	3.0	3.1	2.8	1.9	0.6	1.1	1.5				
Avg. Stride Freq. [Hz]	2.3	2.3	2.3	2.2	2.2	2.2	2.3	2.3	2.2				
Avg. Stride Length [m]	6.3	7.3	7.4	7.3	7.2	7.3	7.2	7.2	6.9				



- [] Ranking at each section and finish
- .-.- No data available at this section
- NA No data available



Horse/Jockey Name	Ozarch
Final Rank	3
Fastest Section Time (Section)	0:11.94 (400m)
Top Speed [km/h] (Section)	63.2 (1600m)
Race State	Finished



Sunshine Coast QLD Professional

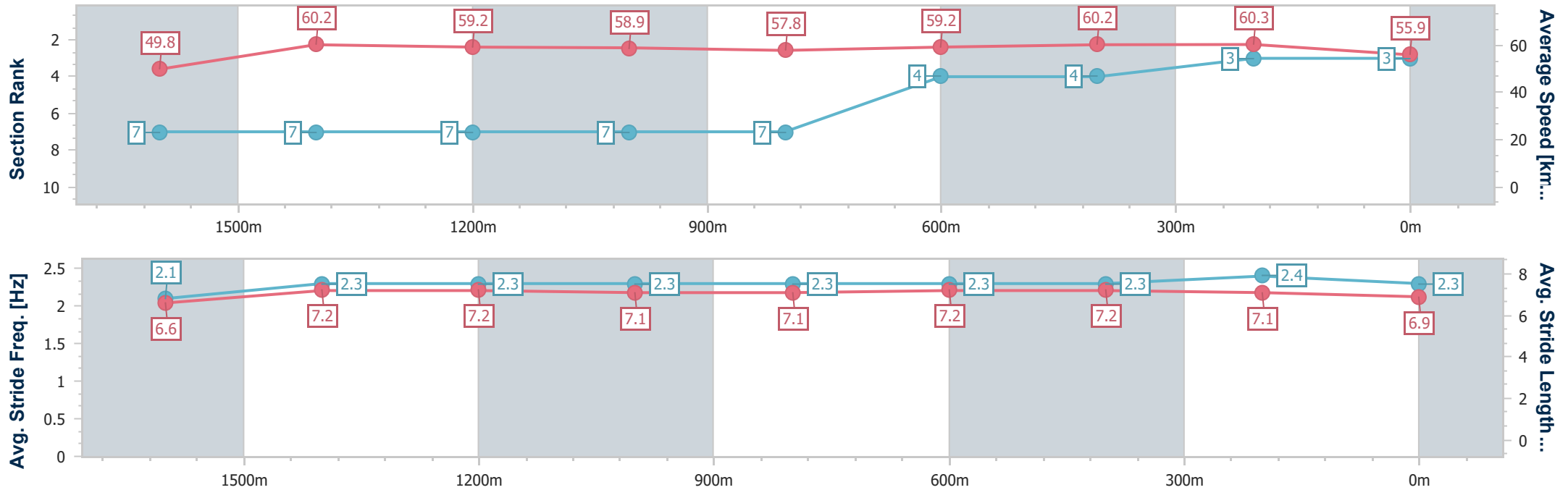
Race 2: KATE ANDERSON DESIGN Maiden Plate - 1800m



04 December 2022 - 13:35

Track Rating: Soft 6, Weather: Overcast, Rail Position: 5 METRES
ENTIRE COURSE

Section	Overall	1600m	1400m	1200m	1000m	800m	600m	400m	200m				
Section Times	1:52.49 [3] (0:14.47)	1:38.02 [7] (0:12.00)	1:26.02 [7] (0:12.23)	1:13.79 [7] (0:12.24)	1:01.55 [7] (0:12.52)	0:49.03 [7] (0:12.25)	0:36.78 [4] (0:11.95)	0:24.83 [4] (0:11.94)	0:12.89 [3] (0:12.89)				
Average Speed [km/h]	49.8	60.2	59.2	58.9	57.8	59.2	60.2	60.3	55.9				
Top Speed [km/h]	62.0	63.2	60.2	60.0	58.8	62.0	62.1	62.1	58.8				
Avg. Dist. to Rail [m]	3.4	1.5	2.2	2.1	2.0	1.2	0.2	0.8	1.6				
Avg. Stride Freq. [Hz]	2.1	2.3	2.3	2.3	2.3	2.3	2.3	2.4	2.3				
Avg. Stride Length [m]	6.6	7.2	7.2	7.1	7.1	7.2	7.2	7.1	6.9				



- [] Ranking at each section and finish
- .-.- No data available at this section
- NA No data available



Horse/Jockey Name	Playful Passion
Final Rank	4
Fastest Section Time (Section)	0:11.82 (1600m)
Top Speed [km/h] (Section)	65.7 (1600m)
Race State	Finished



Sunshine Coast QLD Professional

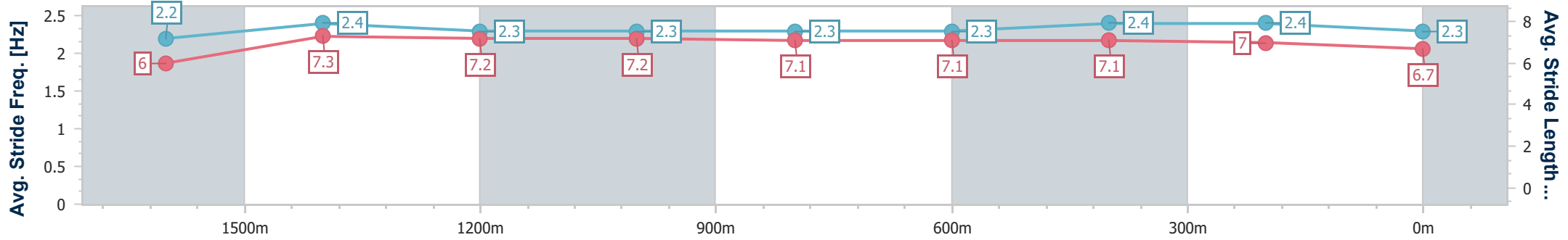
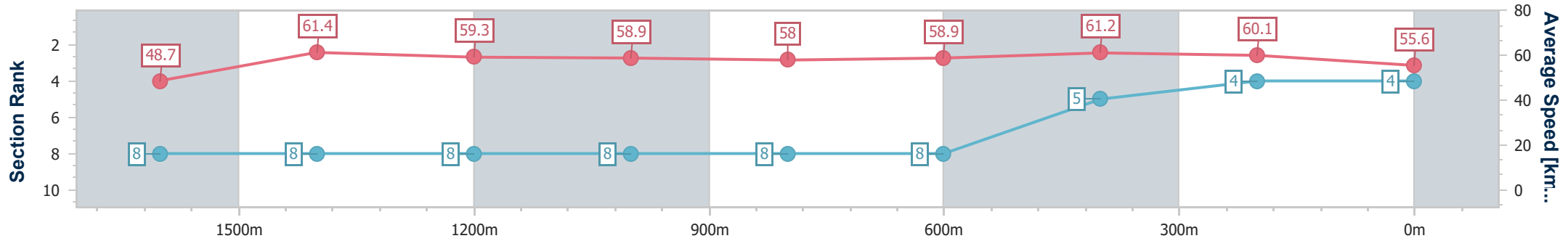
Race 2: KATE ANDERSON DESIGN Maiden Plate - 1800m



04 December 2022 - 13:35

Track Rating: Soft 6, Weather: Overcast, Rail Position: 5 METRES
ENTIRE COURSE

Section	Overall	1600m	1400m	1200m	1000m	800m	600m	400m	200m
Section Times	1:52.77 [4] (0:14.83)	1:37.94 [8] (0:11.82)	1:26.12 [8] (0:12.23)	1:13.89 [8] (0:12.27)	1:01.62 [8] (0:12.50)	0:49.12 [8] (0:12.35)	0:36.77 [8] (0:11.82)	0:24.95 [5] (0:12.00)	0:12.95 [4] (0:12.95)
Average Speed [km/h]	48.7	61.4	59.3	58.9	58.0	58.9	61.2	60.1	55.6
Top Speed [km/h]	62.8	65.7	60.1	60.0	58.5	61.6	63.1	62.7	59.4
Avg. Dist. to Rail [m]	6.0	2.3	3.0	2.8	2.3	1.7	0.9	3.1	2.7
Avg. Stride Freq. [Hz]	2.2	2.4	2.3	2.3	2.3	2.3	2.4	2.4	2.3
Avg. Stride Length [m]	6.0	7.3	7.2	7.2	7.1	7.1	7.1	7.0	6.7



- [] Ranking at each section and finish
- .-.- No data available at this section
- NA No data available



Horse/Jockey Name	Bramble Bay
Final Rank	5
Fastest Section Time (Section)	0:12.14 (1600m)
Top Speed [km/h] (Section)	61.6 (Overall)
Race State	Finished



Sunshine Coast QLD Professional

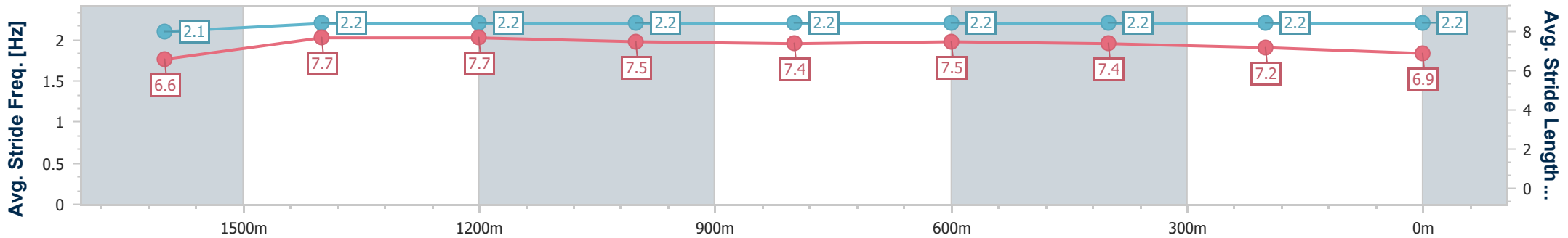
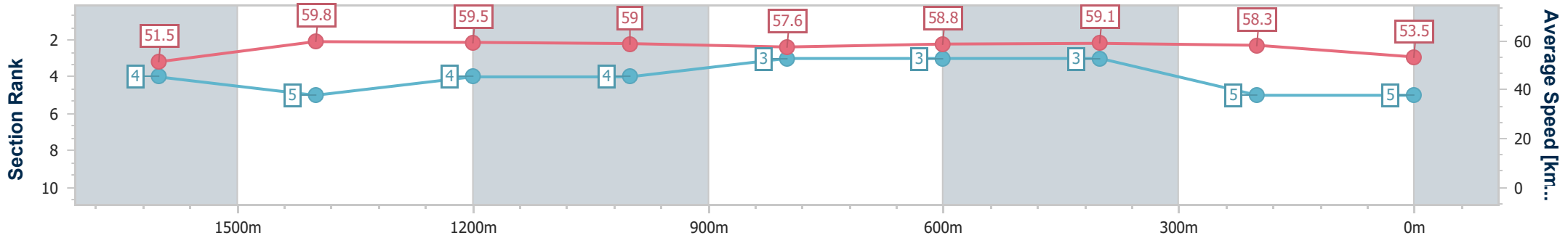
Race 2: KATE ANDERSON DESIGN Maiden Plate - 1800m



04 December 2022 - 13:35

Track Rating: Soft 6, Weather: Overcast, Rail Position: 5 METRES
ENTIRE COURSE

Section	Overall	1600m	1400m	1200m	1000m	800m	600m	400m	200m				
Section Times	1:53.48 [5] (0:14.04)	1:39.44 [4] (0:12.14)	1:27.30 [5] (0:12.16)	1:15.14 [4] (0:12.23)	1:02.91 [4] (0:12.56)	0:50.35 [3] (0:12.31)	0:38.04 [3] (0:12.20)	0:25.84 [3] (0:12.36)	0:13.48 [5] (0:13.48)				
Average Speed [km/h]	51.5	59.8	59.5	59.0	57.6	58.8	59.1	58.3	53.5				
Top Speed [km/h]	61.6	60.7	60.6	59.8	59.0	60.6	60.3	59.5	56.2				
Avg. Dist. to Rail [m]	2.7	2.2	2.3	2.1	2.0	1.1	0.3	1.8	1.3				
Avg. Stride Freq. [Hz]	2.1	2.2	2.2	2.2	2.2	2.2	2.2	2.2	2.2				
Avg. Stride Length [m]	6.6	7.7	7.7	7.5	7.4	7.5	7.4	7.2	6.9				



- [] Ranking at each section and finish
- .-.- No data available at this section
- NA No data available



Horse/Jockey Name	Masawu
Final Rank	6
Fastest Section Time (Section)	0:12.08 (1600m)
Top Speed [km/h] (Section)	64.2 (Overall)
Race State	Finished



Sunshine Coast QLD Professional

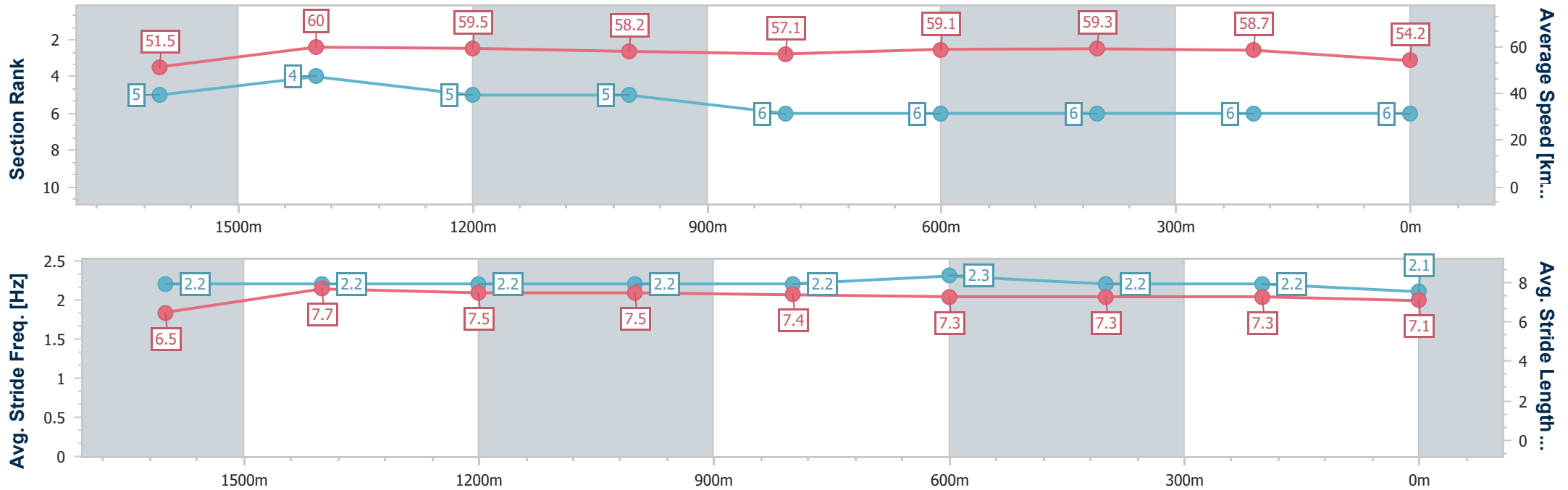
Race 2: KATE ANDERSON DESIGN Maiden Plate - 1800m



04 December 2022 - 13:35

Track Rating: Soft 6, Weather: Overcast, Rail Position: 5 METRES
ENTIRE COURSE

Section	Overall	1600m	1400m	1200m	1000m	800m	600m	400m	200m				
Section Times	1:53.65 [6] (0:14.07)	1:39.58 [5] (0:12.08)	1:27.50 [4] (0:12.19)	1:15.31 [5] (0:12.40)	1:02.91 [5] (0:12.71)	0:50.20 [6] (0:12.39)	0:37.81 [6] (0:12.27)	0:25.54 [6] (0:12.26)	0:13.28 [6] (0:13.28)				
Average Speed [km/h]	51.5	60.0	59.5	58.2	57.1	59.1	59.3	58.7	54.2				
Top Speed [km/h]	64.2	61.1	60.2	58.9	58.1	60.1	60.1	59.3	57.5				
Avg. Dist. to Rail [m]	4.8	3.0	3.1	2.9	3.0	3.0	1.7	2.5	3.2				
Avg. Stride Freq. [Hz]	2.2	2.2	2.2	2.2	2.2	2.3	2.2	2.2	2.1				
Avg. Stride Length [m]	6.5	7.7	7.5	7.5	7.4	7.3	7.3	7.3	7.1				



- [] Ranking at each section and finish
- .-.- No data available at this section
- NA No data available



Horse/Jockey Name	Angelic Archer
Final Rank	7
Fastest Section Time (Section)	0:12.03 (1600m)
Top Speed [km/h] (Section)	63.2 (Overall)
Race State	Finished



Sunshine Coast QLD Professional

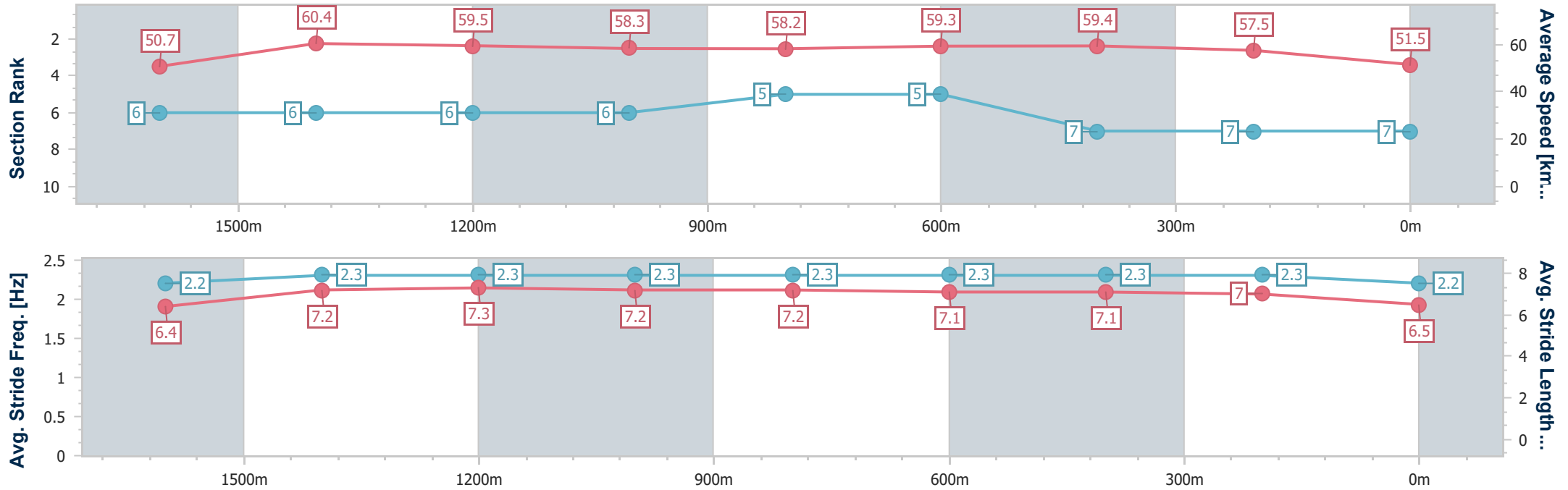
Race 2: KATE ANDERSON DESIGN Maiden Plate - 1800m



04 December 2022 - 13:35

Track Rating: Soft 6, Weather: Overcast, Rail Position: 5 METRES
ENTIRE COURSE

Section	Overall	1600m	1400m	1200m	1000m	800m	600m	400m	200m				
Section Times	1:54.68 [7] (0:14.30)	1:40.38 [6] (0:12.03)	1:28.35 [6] (0:12.22)	1:16.13 [6] (0:12.38)	1:03.75 [6] (0:12.51)	0:51.24 [5] (0:12.39)	0:38.85 [5] (0:12.34)	0:26.51 [7] (0:12.51)	0:14.00 [7] (0:14.00)				
Average Speed [km/h]	50.7	60.4	59.5	58.3	58.2	59.3	59.4	57.5	51.5				
Top Speed [km/h]	63.2	63.2	60.5	60.4	58.6	60.9	60.9	59.1	55.6				
Avg. Dist. to Rail [m]	5.7	3.3	3.6	3.4	3.6	3.8	3.1	4.6	1.9				
Avg. Stride Freq. [Hz]	2.2	2.3	2.3	2.3	2.3	2.3	2.3	2.3	2.2				
Avg. Stride Length [m]	6.4	7.2	7.3	7.2	7.2	7.1	7.1	7.0	6.5				



- [] Ranking at each section and finish
- .-.- No data available at this section
- NA No data available



Horse/Jockey Name	Lady Oratorio
Final Rank	8
Fastest Section Time (Section)	0:12.00 (1600m)
Top Speed [km/h] (Section)	62.8 (Overall)
Race State	Finished



Sunshine Coast QLD Professional

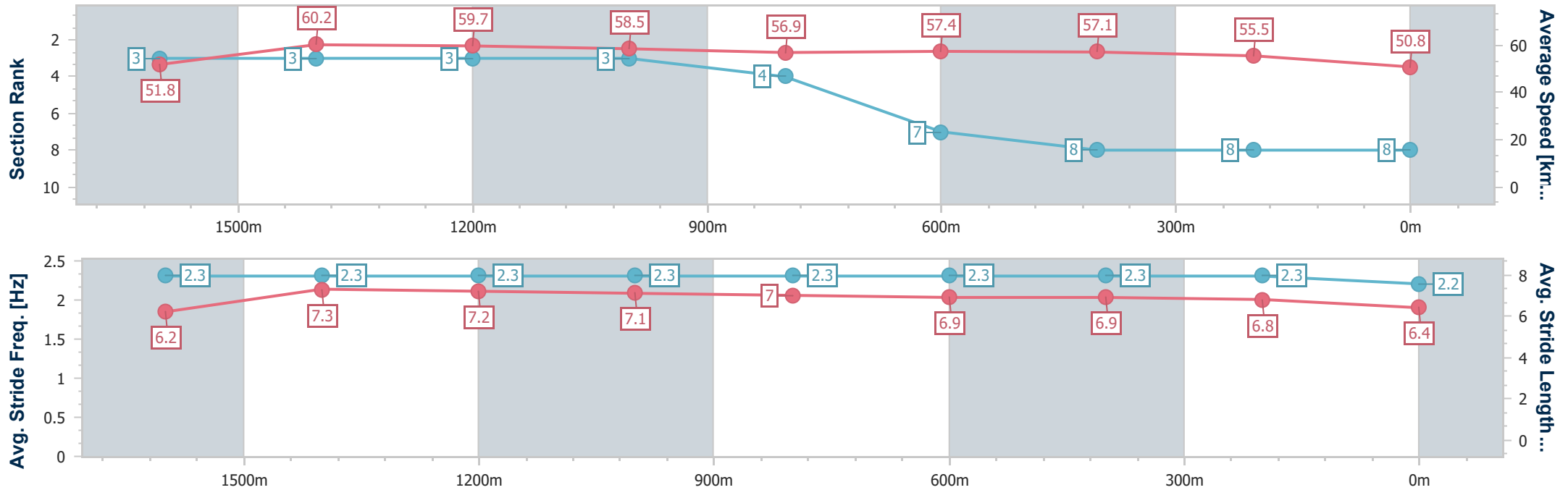
Race 2: KATE ANDERSON DESIGN Maiden Plate - 1800m



04 December 2022 - 13:35

Track Rating: Soft 6, Weather: Overcast, Rail Position: 5 METRES
ENTIRE COURSE

Section	Overall	1600m	1400m	1200m	1000m	800m	600m	400m	200m				
Section Times	1:55.78 [8] (0:13.97)	1:41.81 [3] (0:12.00)	1:29.81 [3] (0:12.19)	1:17.62 [3] (0:12.34)	1:05.28 [3] (0:12.75)	0:52.53 [4] (0:12.70)	0:39.83 [7] (0:12.67)	0:27.16 [8] (0:12.98)	0:14.18 [8] (0:14.18)				
Average Speed [km/h]	51.8	60.2	59.7	58.5	56.9	57.4	57.1	55.5	50.8				
Top Speed [km/h]	62.8	62.3	61.2	59.6	57.9	58.6	58.0	56.8	54.2				
Avg. Dist. to Rail [m]	3.8	2.5	4.0	3.0	2.9	2.2	1.0	1.8	1.9				
Avg. Stride Freq. [Hz]	2.3	2.3	2.3	2.3	2.3	2.3	2.3	2.3	2.2				
Avg. Stride Length [m]	6.2	7.3	7.2	7.1	7.0	6.9	6.9	6.8	6.4				



- [] Ranking at each section and finish
- .-.- No data available at this section
- NA No data available