



Sunshine Coast QLD Professional
Race 4: JAMES HOME SERVICES-SUNSHINE COAST Fillies & Mares
RATINGS BAND 0 - 62 Handicap - 1200m
04 December 2022 - 14:50



Track Rating: Soft 6, Weather: Overcast, Rail Position: 5 METRES ENTIRE COURSE

Section													Last 600m	
Field Times		Overall	1000m	800m	600m	400m	200m							0:35.27
		1:12.19 (0:14.00)	0:58.19 (0:11.35)	0:46.84 (0:11.57)	0:35.27 (0:11.41)	0:23.86 (0:11.23)	0:12.63 (0:12.63)							
Rank	TAB	Horse/Jockey	Barrier	Top Speed [km/h]	Fastest Section	Overall	1000m	800m	600m	400m	200m	Margin	Distance Travelled [m]	
1	3	CHAMPAGNE POP James Orman	1	66.0 400m	0:11.18 400m	1:12.19 [1] (0:14.26)	0:57.93 [6] (0:11.33)	0:46.60 [5] (0:11.64)	0:34.96 [3] (0:11.53)	0:23.43 [4] (0:11.18)	0:12.25 [2] (0:12.25)	1:12.19	0:34.96	
2	8	REAL TIDY Ben Thompson	6	65.5 400m	0:11.25 400m	1:12.21 [2] (0:14.00)	0:58.21 [1] (0:11.51)	0:46.70 [4] (0:11.81)	0:34.89 [5] (0:11.55)	0:23.34 [5] (0:11.25)	0:12.09 [5] (0:12.09)	0.02L	0:34.89	+6
3	5	SHAGONAROCK Michael Cahill	10	64.9 400m	0:11.28 400m	1:12.22 [3] (0:14.41)	0:57.81 [9] (0:11.59)	0:46.22 [8] (0:11.67)	0:34.55 [8] (0:11.41)	0:23.14 [6] (0:11.28)	0:11.86 [6] (0:11.86)	0.03L	0:34.55	+4
4	9	CONTROLOCRACY Brodie Loy	2	65.9 400m	0:11.23 400m	1:12.27 [4] (0:14.00)	0:58.27 [1] (0:11.35)	0:46.92 [1] (0:11.57)	0:35.35 [1] (0:11.41)	0:23.94 [1] (0:11.23)	0:12.71 [1] (0:12.71)	0.08L	0:35.35	+0
5	6	UNLIKELYOCCURRENCE Nikita Beriman	5	65.9 400m	0:11.34 400m	1:12.36 [5] (0:14.40)	0:57.96 [8] (0:11.46)	0:46.50 [7] (0:11.46)	0:35.04 [4] (0:11.41)	0:23.63 [3] (0:11.34)	0:12.29 [4] (0:12.29)	0.17L	0:35.04	+3
6	1	VIENNA EMPRESS Yvette Lewis	9	66.7 1000m	0:11.34 1000m	1:12.63 [6] (0:14.08)	0:58.55 [3] (0:11.34)	0:47.21 [2] (0:11.75)	0:35.46 [2] (0:11.46)	0:24.00 [2] (0:11.43)	0:12.57 [3] (0:12.57)	0.44L	0:35.46	+4
7	11	MADAM AVA Madeleine Wishart	8	65.1 400m	0:11.34 400m	1:13.09 [7] (0:14.25)	0:58.84 [5] (0:11.53)	0:47.31 [6] (0:11.82)	0:35.49 [7] (0:11.74)	0:23.75 [7] (0:11.34)	0:12.41 [7] (0:12.41)	0.9L	0:35.49	+8
8	13	TALLAHASSEE LASSIE Melea Castle	11	64.9 400m	0:11.34 400m	1:13.20 [8] (0:14.29)	0:58.91 [7] (0:11.74)	0:47.17 [9] (0:11.88)	0:35.29 [9] (0:11.65)	0:23.64 [9] (0:11.34)	0:12.30 [8] (0:12.30)	1.01L	0:35.29	+5
9	12	FLICK Tiffani Brooker	13	65.2 Overall	0:11.37 1000m	1:14.89 [9] (0:14.13)	1:00.76 [4] (0:11.37)	0:49.39 [3] (0:11.86)	0:37.53 [6] (0:12.05)	0:25.48 [8] (0:11.89)	0:13.59 [9] (0:13.59)	2.7L	0:37.53	+10

Scratched: Sebring Girl (#10), In The Blink (#2), Lady Shanghai (#4), Northuldra (#7)



Horse/Jockey Name	Champagne Pop
Final Rank	1
Fastest Section Time (Section)	0:11.18 (400m)
Top Speed [km/h] (Section)	66.0 (400m)
Race State	Finished



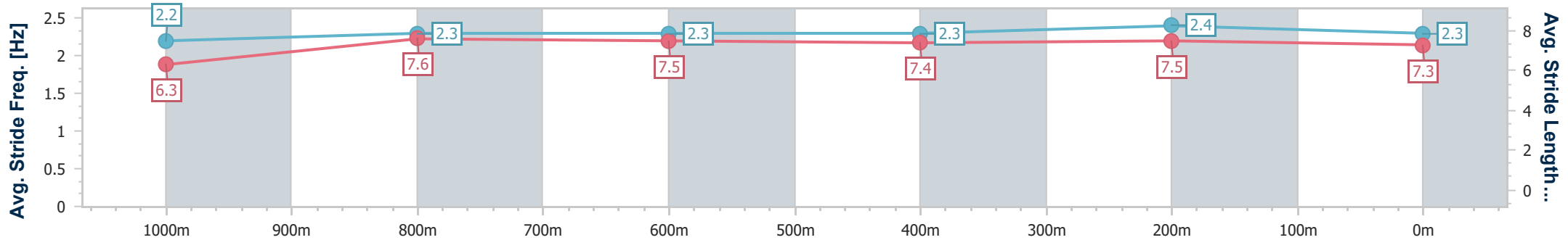
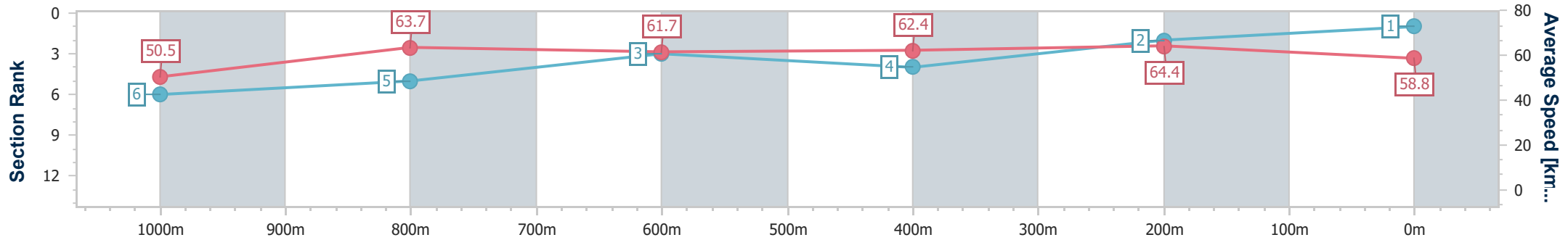
Sunshine Coast QLD Professional
 Race 4: JAMES HOME SERVICES-SUNSHINE COAST Fillies & Mares RATINGS BAND 0 - 62 Handicap - 1200m



04 December 2022 - 14:50

Track Rating: Soft 6, Weather: Overcast, Rail Position: 5 METRES
 ENTIRE COURSE

Section	Overall	1000m	800m	600m	400m	200m
Section Times	1:12.19 [1] (0:14.26)	0:57.93 [6] (0:11.33)	0:46.60 [5] (0:11.64)	0:34.96 [3] (0:11.53)	0:23.43 [4] (0:11.18)	0:12.25 [2] (0:12.25)
Average Speed [km/h]	50.5	63.7	61.7	62.4	64.4	58.8
Top Speed [km/h]	62.2	64.7	62.5	63.4	66.0	62.1
Avg. Dist. to Rail [m]	0.5	0.6	0.3	0.3	2.9	3.0
Avg. Stride Freq. [Hz]	2.2	2.3	2.3	2.3	2.4	2.3
Avg. Stride Length [m]	6.3	7.6	7.5	7.4	7.5	7.3



- [] Ranking at each section and finish
- .-.- No data available at this section
- NA No data available



Horse/Jockey Name	Real Tidy
Final Rank	2
Fastest Section Time (Section)	0:11.25 (400m)
Top Speed [km/h] (Section)	65.5 (400m)
Race State	Finished



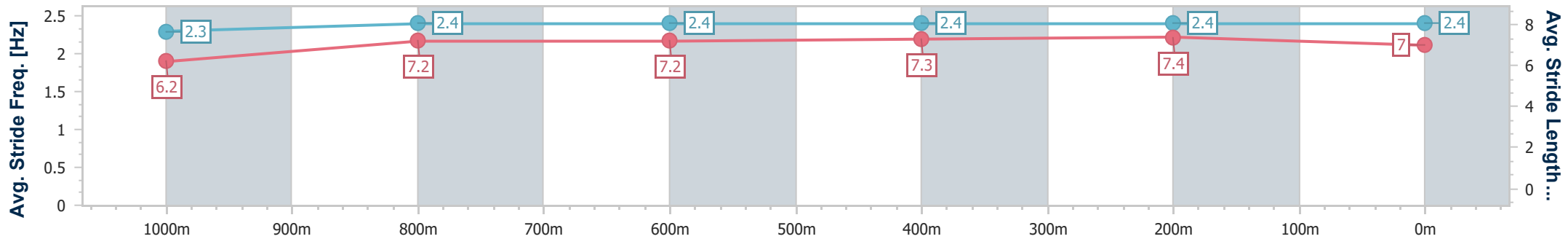
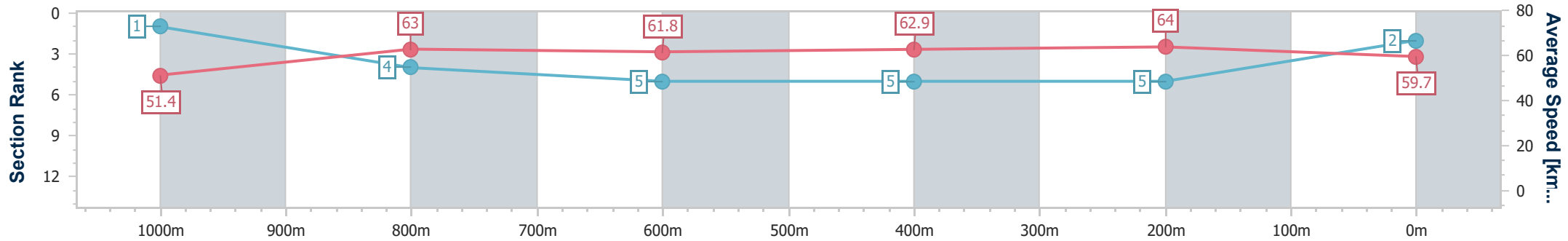
Sunshine Coast QLD Professional
 Race 4: JAMES HOME SERVICES-SUNSHINE COAST Fillies & Mares RATINGS BAND 0 - 62 Handicap - 1200m



04 December 2022 - 14:50

Track Rating: Soft 6, Weather: Overcast, Rail Position: 5 METRES
 ENTIRE COURSE

Section	Overall	1000m	800m	600m	400m	200m
Section Times	1:12.21 [2] (0:14.00)	0:58.21 [1] (0:11.51)	0:46.70 [4] (0:11.81)	0:34.89 [5] (0:11.55)	0:23.34 [5] (0:11.25)	0:12.09 [5] (0:12.09)
Average Speed [km/h]	51.4	63.0	61.8	62.9	64.0	59.7
Top Speed [km/h]	62.3	64.0	64.4	64.5	65.5	61.9
Avg. Dist. to Rail [m]	5.2	3.3	2.1	1.5	3.5	4.6
Avg. Stride Freq. [Hz]	2.3	2.4	2.4	2.4	2.4	2.4
Avg. Stride Length [m]	6.2	7.2	7.2	7.3	7.4	7.0



- [] Ranking at each section and finish
- .-.- No data available at this section
- NA No data available



Horse/Jockey Name	Shagonarock
Final Rank	3
Fastest Section Time (Section)	0:11.28 (400m)
Top Speed [km/h] (Section)	64.9 (400m)
Race State	Finished



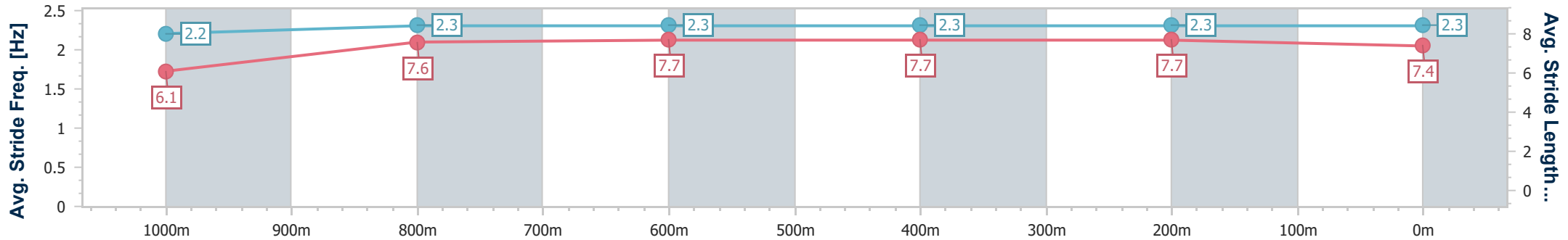
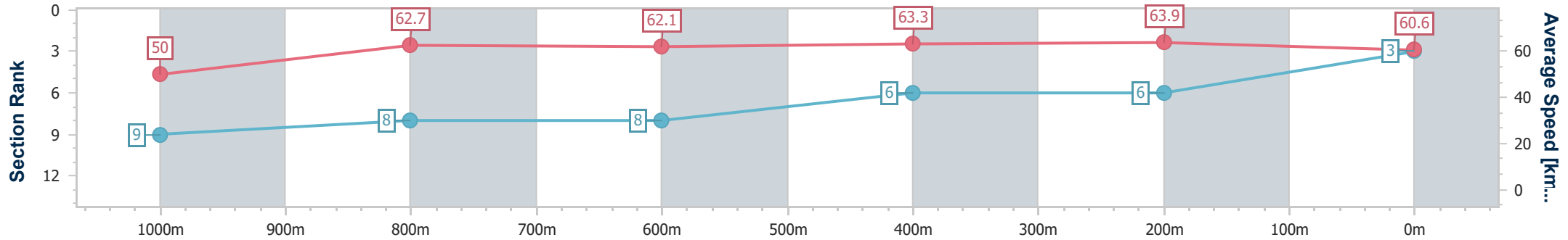
Sunshine Coast QLD Professional
 Race 4: JAMES HOME SERVICES-SUNSHINE COAST Fillies & Mares RATINGS BAND 0 - 62 Handicap - 1200m



04 December 2022 - 14:50

Track Rating: Soft 6, Weather: Overcast, Rail Position: 5 METRES
 ENTIRE COURSE

Section	Overall	1000m	800m	600m	400m	200m								
Section Times	1:12.22 [3] (0:14.41)	0:57.81 [9] (0:11.59)	0:46.22 [8] (0:11.67)	0:34.55 [8] (0:11.41)	0:23.14 [6] (0:11.28)	0:11.86 [6] (0:11.86)								
Average Speed [km/h]	50.0	62.7	62.1	63.3	63.9	60.6								
Top Speed [km/h]	62.3	63.6	63.5	64.8	64.9	63.3								
Avg. Dist. to Rail [m]	6.8	3.5	1.2	0.6	4.0	5.9								
Avg. Stride Freq. [Hz]	2.2	2.3	2.3	2.3	2.3	2.3								
Avg. Stride Length [m]	6.1	7.6	7.7	7.7	7.7	7.4								



- [] Ranking at each section and finish
- .-.- No data available at this section
- NA No data available



Horse/Jockey Name	Controlocracy
Final Rank	4
Fastest Section Time (Section)	0:11.23 (400m)
Top Speed [km/h] (Section)	65.9 (400m)
Race State	Finished



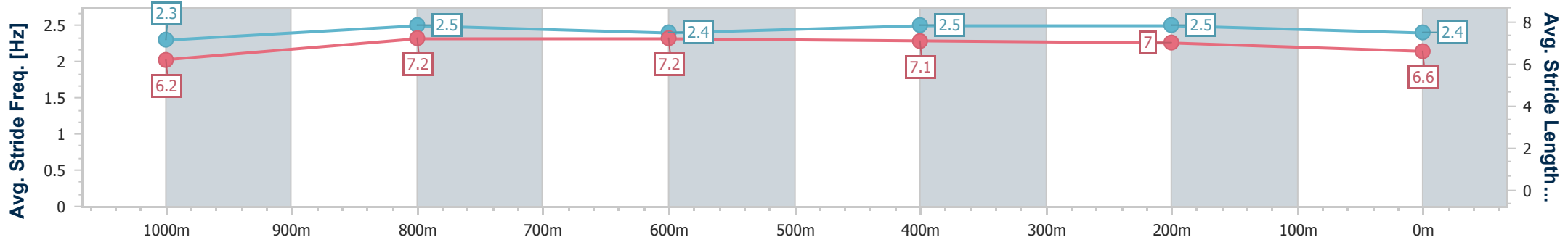
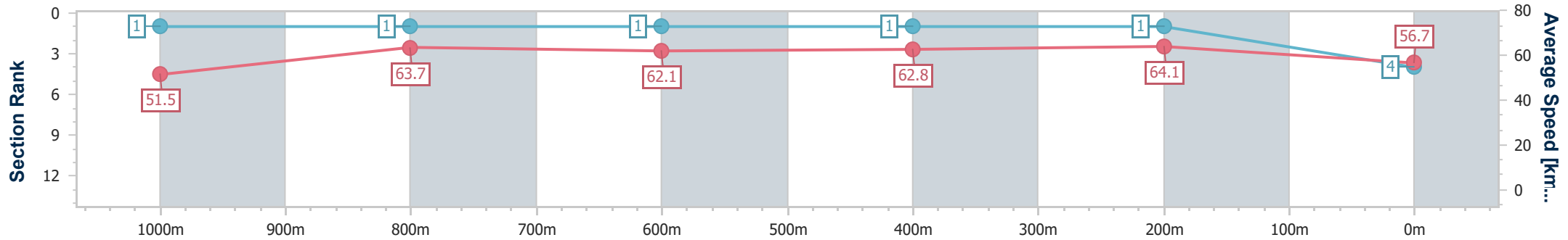
Sunshine Coast QLD Professional
 Race 4: JAMES HOME SERVICES-SUNSHINE COAST Fillies & Mares RATINGS BAND 0 - 62 Handicap - 1200m



04 December 2022 - 14:50

Track Rating: Soft 6, Weather: Overcast, Rail Position: 5 METRES
 ENTIRE COURSE

Section	Overall	1000m	800m	600m	400m	200m
Section Times	1:12.27 [4] (0:14.00)	0:58.27 [1] (0:11.35)	0:46.92 [1] (0:11.57)	0:35.35 [1] (0:11.41)	0:23.94 [1] (0:11.23)	0:12.71 [1] (0:12.71)
Average Speed [km/h]	51.5	63.7	62.1	62.8	64.1	56.7
Top Speed [km/h]	63.7	65.0	63.8	63.6	65.9	61.9
Avg. Dist. to Rail [m]	3.3	2.2	0.6	1.1	1.5	1.6
Avg. Stride Freq. [Hz]	2.3	2.5	2.4	2.5	2.5	2.4
Avg. Stride Length [m]	6.2	7.2	7.2	7.1	7.0	6.6



- [] Ranking at each section and finish
- .-.- No data available at this section
- NA No data available



Horse/Jockey Name	Unlikelyoccurrence
Final Rank	5
Fastest Section Time (Section)	0:11.34 (400m)
Top Speed [km/h] (Section)	65.9 (400m)
Race State	Finished



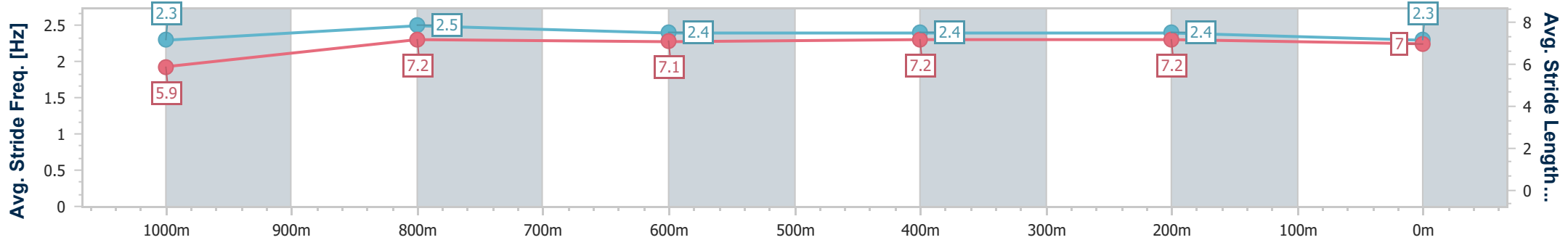
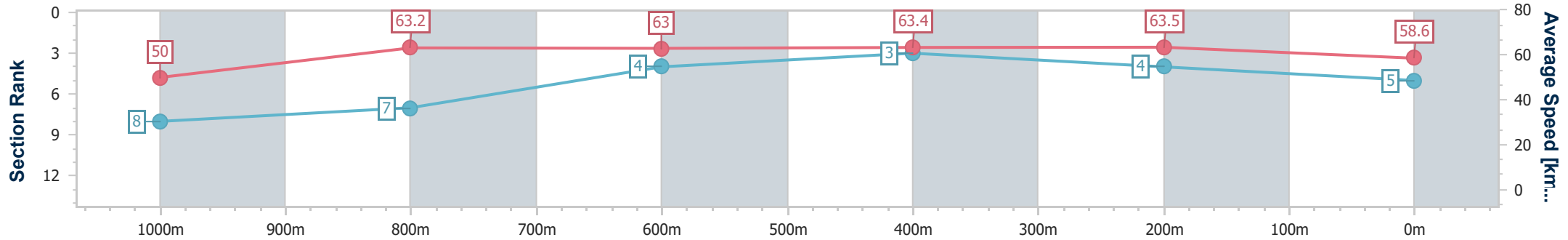
Sunshine Coast QLD Professional
 Race 4: JAMES HOME SERVICES-SUNSHINE COAST Fillies & Mares RATINGS BAND 0 - 62 Handicap - 1200m



04 December 2022 - 14:50

Track Rating: Soft 6, Weather: Overcast, Rail Position: 5 METRES
 ENTIRE COURSE

Section	Overall	1000m	800m	600m	400m	200m								
Section Times	1:12.36 [5] (0:14.40)	0:57.96 [8] (0:11.46)	0:46.50 [7] (0:11.46)	0:35.04 [4] (0:11.41)	0:23.63 [3] (0:11.34)	0:12.29 [4] (0:12.29)								
Average Speed [km/h]	50.0	63.2	63.0	63.4	63.5	58.6								
Top Speed [km/h]	61.8	64.7	64.0	64.9	65.9	61.3								
Avg. Dist. to Rail [m]	3.7	2.6	0.5	0.9	2.2	1.0								
Avg. Stride Freq. [Hz]	2.3	2.5	2.4	2.4	2.4	2.3								
Avg. Stride Length [m]	5.9	7.2	7.1	7.2	7.2	7.0								



- [] Ranking at each section and finish
- .-.- No data available at this section
- NA No data available



Horse/Jockey Name	Vienna Empress
Final Rank	6
Fastest Section Time (Section)	0:11.34 (1000m)
Top Speed [km/h] (Section)	66.7 (1000m)
Race State	Finished



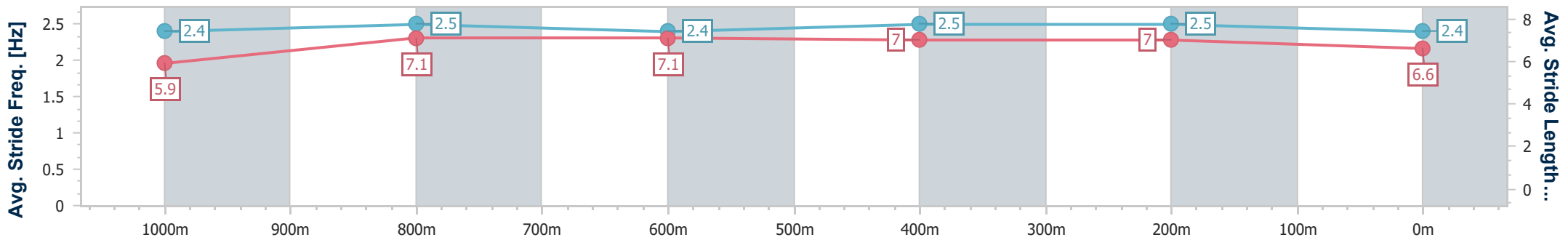
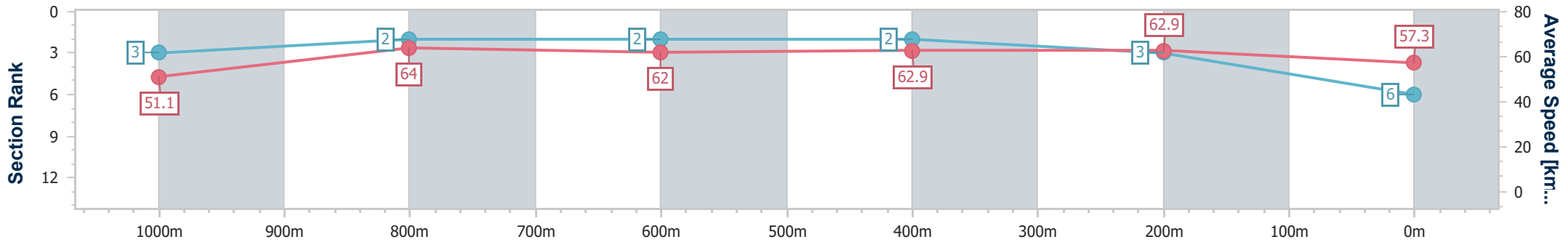
Sunshine Coast QLD Professional
 Race 4: JAMES HOME SERVICES-SUNSHINE COAST Fillies & Mares RATINGS BAND 0 - 62 Handicap - 1200m



04 December 2022 - 14:50

Track Rating: Soft 6, Weather: Overcast, Rail Position: 5 METRES
 ENTIRE COURSE

Section	Overall	1000m	800m	600m	400m	200m									
Section Times	1:12.63 [6] (0:14.08)	0:58.55 [3] (0:11.34)	0:47.21 [2] (0:11.75)	0:35.46 [2] (0:11.46)	0:24.00 [2] (0:11.43)	0:12.57 [3] (0:12.57)									
Average Speed [km/h]	51.1	64.0	62.0	62.9	62.9	57.3									
Top Speed [km/h]	63.7	66.7	63.5	63.8	63.9	60.9									
Avg. Dist. to Rail [m]	6.1	3.7	2.1	0.2	1.9	2.2									
Avg. Stride Freq. [Hz]	2.4	2.5	2.4	2.5	2.5	2.4									
Avg. Stride Length [m]	5.9	7.1	7.1	7.0	7.0	6.6									



- [] Ranking at each section and finish
- .-.- No data available at this section
- NA No data available



Horse/Jockey Name	Madam Ava
Final Rank	7
Fastest Section Time (Section)	0:11.34 (400m)
Top Speed [km/h] (Section)	65.1 (400m)
Race State	Finished



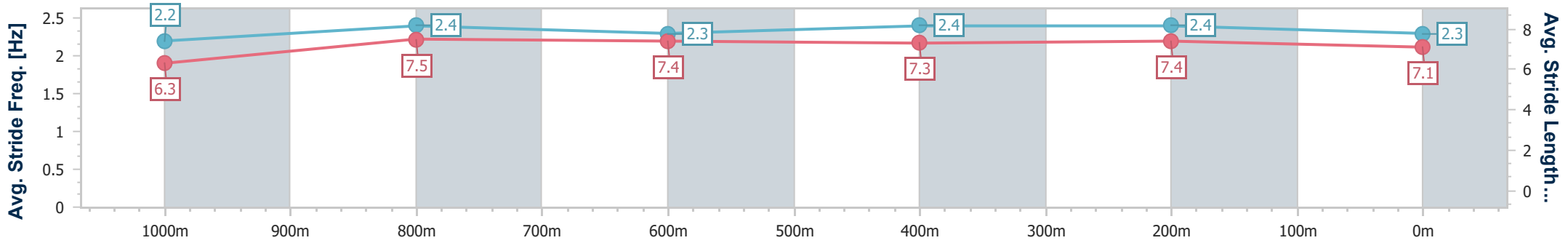
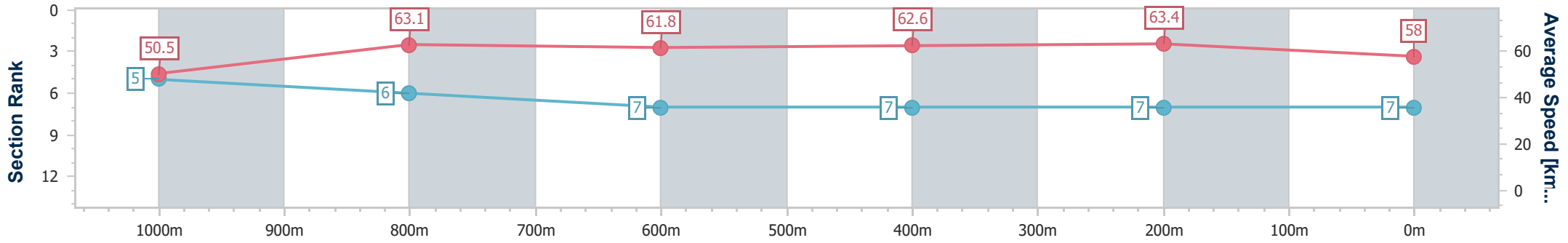
Sunshine Coast QLD Professional
 Race 4: JAMES HOME SERVICES-SUNSHINE COAST Fillies & Mares RATINGS BAND 0 - 62 Handicap - 1200m



04 December 2022 - 14:50

Track Rating: Soft 6, Weather: Overcast, Rail Position: 5 METRES
 ENTIRE COURSE

Section	Overall	1000m	800m	600m	400m	200m								
Section Times	1:13.09 [7] (0:14.25)	0:58.84 [5] (0:11.53)	0:47.31 [6] (0:11.82)	0:35.49 [7] (0:11.74)	0:23.75 [7] (0:11.34)	0:12.41 [7] (0:12.41)								
Average Speed [km/h]	50.5	63.1	61.8	62.6	63.4	58.0								
Top Speed [km/h]	62.7	64.1	62.9	64.5	65.1	62.3								
Avg. Dist. to Rail [m]	5.4	3.4	2.5	3.3	3.3	3.2								
Avg. Stride Freq. [Hz]	2.2	2.4	2.3	2.4	2.4	2.3								
Avg. Stride Length [m]	6.3	7.5	7.4	7.3	7.4	7.1								



- [] Ranking at each section and finish
- .-.- No data available at this section
- NA No data available



Horse/Jockey Name	Tallahassee Lassie
Final Rank	8
Fastest Section Time (Section)	0:11.34 (400m)
Top Speed [km/h] (Section)	64.9 (400m)
Race State	Finished



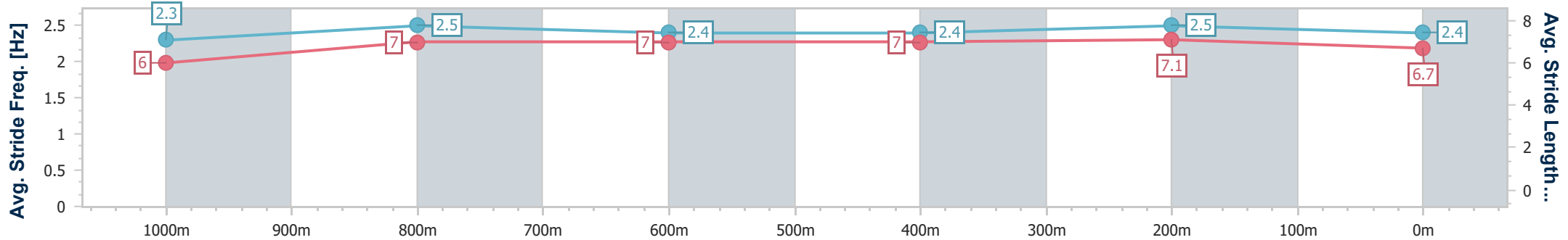
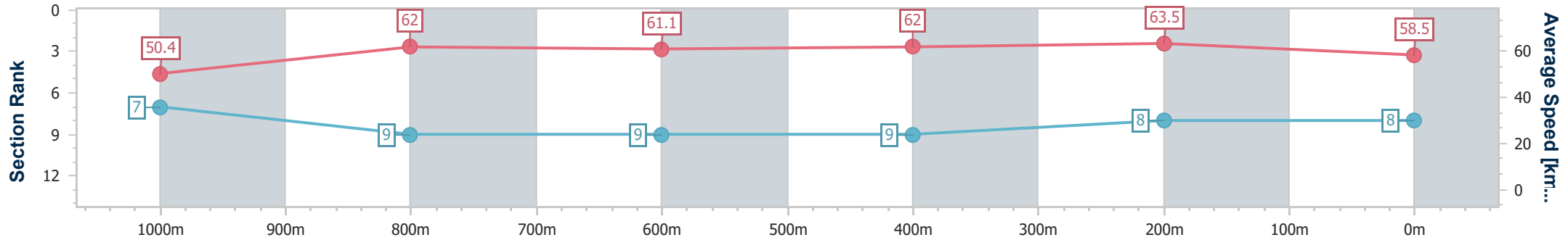
Sunshine Coast QLD Professional
 Race 4: JAMES HOME SERVICES-SUNSHINE COAST Fillies & Mares RATINGS BAND 0 - 62 Handicap - 1200m



04 December 2022 - 14:50

Track Rating: Soft 6, Weather: Overcast, Rail Position: 5 METRES
 ENTIRE COURSE

Section	Overall	1000m	800m	600m	400m	200m								
Section Times	1:13.20 [8] (0:14.29)	0:58.91 [7] (0:11.74)	0:47.17 [9] (0:11.88)	0:35.29 [9] (0:11.65)	0:23.64 [9] (0:11.34)	0:12.30 [8] (0:12.30)								
Average Speed [km/h]	50.4	62.0	61.1	62.0	63.5	58.5								
Top Speed [km/h]	62.6	63.6	63.9	63.9	64.9	62.7								
Avg. Dist. to Rail [m]	8.2	4.7	1.5	0.5	0.8	0.8								
Avg. Stride Freq. [Hz]	2.3	2.5	2.4	2.4	2.5	2.4								
Avg. Stride Length [m]	6.0	7.0	7.0	7.0	7.1	6.7								



- [] Ranking at each section and finish
- .-.- No data available at this section
- NA No data available



Horse/Jockey Name	Flick
Final Rank	9
Fastest Section Time (Section)	0:11.37 (1000m)
Top Speed [km/h] (Section)	65.2 (Overall)
Race State	Finished



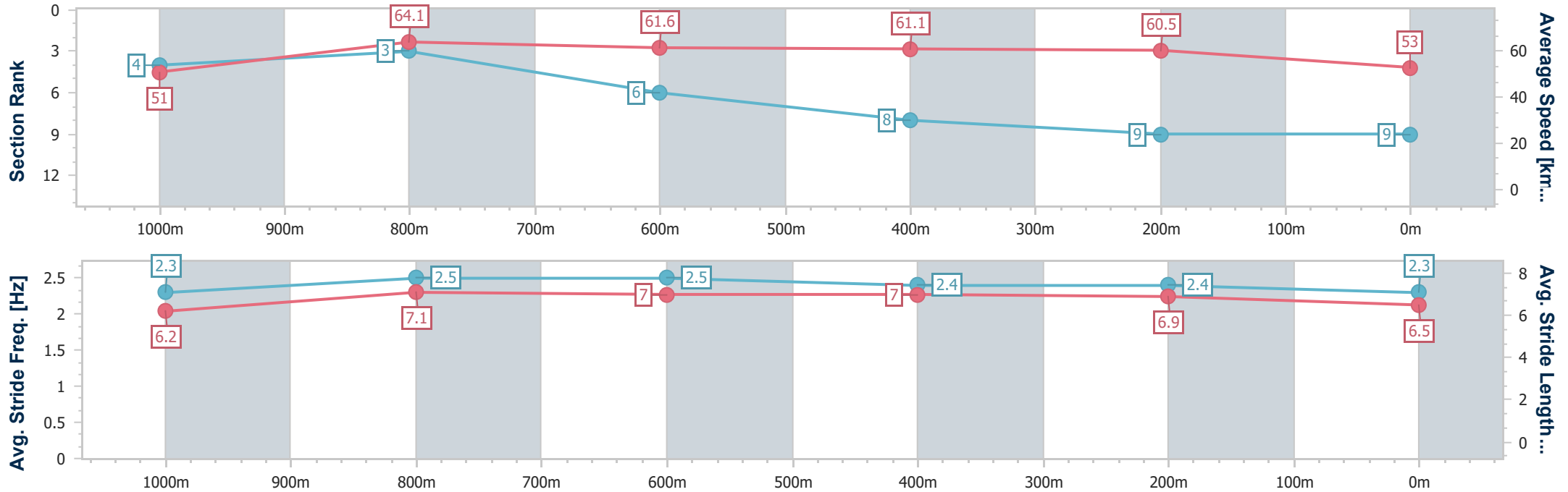
Sunshine Coast QLD Professional
 Race 4: JAMES HOME SERVICES-SUNSHINE COAST Fillies & Mares RATINGS BAND 0 - 62 Handicap - 1200m



04 December 2022 - 14:50

Track Rating: Soft 6, Weather: Overcast, Rail Position: 5 METRES
 ENTIRE COURSE

Section	Overall	1000m	800m	600m	400m	200m
Section Times	1:14.89 [9] (0:14.13)	1:00.76 [4] (0:11.37)	0:49.39 [3] (0:11.86)	0:37.53 [6] (0:12.05)	0:25.48 [8] (0:11.89)	0:13.59 [9] (0:13.59)
Average Speed [km/h]	51.0	64.1	61.6	61.1	60.5	53.0
Top Speed [km/h]	65.2	65.1	62.8	62.9	61.9	58.0
Avg. Dist. to Rail [m]	8.6	4.9	2.5	3.6	4.5	4.8
Avg. Stride Freq. [Hz]	2.3	2.5	2.5	2.4	2.4	2.3
Avg. Stride Length [m]	6.2	7.1	7.0	7.0	6.9	6.5



- [] Ranking at each section and finish
- .-.- No data available at this section
- NA No data available