



# Sunshine Coast QLD Professional

## Race 7: MOOLOOLABA SURF CLUB 100 YEARS Class 1 Plate - 1400m

04 December 2022 - 16:45



Track Rating: Soft 5, Weather: Overcast, Rail Position: +5m Entire Course

Section												Last 600m	
Field Times												0:35.98	
					Overall	1200m	1000m	800m	600m	400m			
					1:25.33 (0:13.75)	1:11.58 (0:11.16)	1:00.42 (0:12.02)	0:48.40 (0:12.42)	0:35.98 (0:12.08)	0:23.90 (0:11.77)			
Rank	TAB	Horse/Jockey	Barrier	Top Speed [km/h]	Fastest Section							Distance Travelled [m]	
1	12	ENTERPRISE BELLA Georgina Cartwright	17	65.6 400m	0:11.26 400m	1:25.33 [1] (0:14.34)	1:10.99 [6] (0:11.74)	0:59.25 [6] (0:12.05)	0:47.20 [6] (0:11.95)	0:35.25 [5] (0:11.87)	0:23.38 [5] (0:11.26)	0:35.25	
2	8	STREET FIGHTER Ben Thompson	2	64.1 1200m	0:11.45 1200m	1:25.37 [2] (0:13.88)	1:11.49 [2] (0:11.45)	1:00.04 [2] (0:11.96)	0:48.08 [2] (0:12.31)	0:35.77 [2] (0:11.98)	0:23.79 [2] (0:11.62)	0:35.77	-11
3	11	BONNIE AND CLYDE Craig Robertson	3	63.4 1200m	0:11.52 400m	1:25.78 [3] (0:13.99)	1:11.79 [3] (0:11.56)	1:00.23 [3] (0:11.93)	0:48.30 [3] (0:12.31)	0:35.99 [3] (0:11.97)	0:24.02 [3] (0:11.52)	0:35.99	-8
4	2	JOLLY RUPERT Taylor Marshall	11	65.1 600m	0:11.51 400m	1:25.86 [4] (0:14.62)	1:11.24 [8] (0:11.80)	0:59.44 [8] (0:12.17)	0:47.27 [9] (0:11.92)	0:35.35 [8] (0:11.60)	0:23.75 [8] (0:11.51)	0:35.35	-6
5	7	RENAULT Micheal Hellyer	8	63.7 400m	0:11.58 400m	1:26.09 [5] (0:14.51)	1:11.58 [7] (0:11.66)	0:59.92 [7] (0:12.05)	0:47.87 [7] (0:12.04)	0:35.83 [7] (0:11.84)	0:23.99 [7] (0:11.58)	0:35.83	-7
6	1	CLEARY ADONIS Michael Cahill	15	63.4 400m	0:11.56 400m	1:26.17 [6] (0:14.80)	1:11.37 [11] (0:11.96)	0:59.41 [11] (0:12.10)	0:47.31 [10] (0:11.85)	0:35.46 [9] (0:11.79)	0:23.67 [10] (0:11.56)	0:35.46	-7
7	15	TELEREVE Justin Stanley	9	63.4 400m	0:11.66 400m	1:26.34 [7] (0:14.14)	1:12.20 [4] (0:11.71)	1:00.49 [5] (0:12.13)	0:48.36 [5] (0:12.23)	0:36.13 [6] (0:11.81)	0:24.32 [4] (0:11.66)	0:36.13	-7
8	3	LEGEND I AM Tiffani Brooker	12	66.9 1200m	0:11.16 1200m	1:26.55 [8] (0:13.75)	1:12.80 [1] (0:11.16)	1:01.64 [1] (0:12.02)	0:49.62 [1] (0:12.42)	0:37.20 [1] (0:12.08)	0:25.12 [1] (0:11.95)	0:37.20	-10
9	13	SHADIE MILLY Vishan Venkaya	13	64.4 1200m	0:11.67 400m	1:26.57 [9] (0:14.78)	1:11.79 [10] (0:11.69)	1:00.10 [9] (0:11.99)	0:48.11 [8] (0:12.20)	0:35.91 [10] (0:11.73)	0:24.18 [9] (0:11.67)	0:35.91	-7
10	6	READILY AVAILABULL Samantha Collett	14	65.6 600m	0:11.59 600m	1:27.17 [10] (0:14.62)	1:12.55 [9] (0:11.92)	1:00.63 [10] (0:12.37)	0:48.26 [11] (0:12.03)	0:36.23 [11] (0:11.59)	0:24.64 [11] (0:11.64)	0:36.23	-2

Scratched: Sebring Girl (#16), Vain Fox (#9), Papas Dream (#4), Ramoka (#5), Shakakhan (#14)

[ ] Ranking at each section and finish  
 :---: No data available at this section  
 NA No data available

SCN Saddle cloth number  
 DNF Did not finish  
 DNT Did not track



# Sunshine Coast QLD Professional

## Race 7: MOOLOOLABA SURF CLUB 100 YEARS Class 1 Plate - 1400m

04 December 2022 - 16:45



Track Rating: Soft 5, Weather: Overcast, Rail Position: +5m Entire Course

Section	Overall	1200m	1000m	800m	600m	400m	Last 600m
Field Times	1:25.33 (0:13.75)	1:11.58 (0:11.16)	1:00.42 (0:12.02)	0:48.40 (0:12.42)	0:35.98 (0:12.08)	0:23.90 (0:11.77)	0:35.98

Rank	TAB	Horse/Jockey	Barrier	Top Speed [km/h]	Fastest Section	Overall	1200m	1000m	800m	600m	400m	Last 600m	Distance Travelled [m]
11	17	CASH ARTIST	5	63.4	0:11.52	1:27.25 [11]	1:13.04 [5]	1:01.52 [4]	0:49.61 [4]	0:37.38 [4]	0:25.19 [6]	0:37.38	-10
		Karl Zechner		1200m	1200m	(0:14.21)	(0:11.52)	(0:11.91)	(0:12.23)	(0:12.19)	(0:12.09)		
12	10	WINSTON SMURFHILL	10	64.0	0:11.60	1:28.40 [12]	1:13.21 [12]	1:00.22 [12]	0:48.55 [12]	0:36.95 [12]	0:25.33 [12]	0:36.95	-9
		Nikita Beriman		800m	800m	(0:15.19)	(0:12.99)	(0:11.67)	(0:11.60)	(0:11.62)	(0:11.97)		

Scratched: Sebring Girl (#16), Vain Fox (#9), Papas Dream (#4), Ramoka (#5), Shakakhan (#14)

[ ] Ranking at each section and finish  
 -:-:-:- No data available at this section  
 NA No data available

SCN Saddle cloth number  
 DNF Did not finish  
 DNT Did not track



# Sunshine Coast QLD Professional

## Race 7: MOOLOOLABA SURF CLUB 100 YEARS Class 1 Plate - 1400m

04 December 2022 - 16:45



Track Rating: Soft 5, Weather: Overcast, Rail Position: +5m Entire Course

Section							200m			Last 600m
Field Times							0:12.13			0:35.98
							(0:12.13)			
Rank	TAB	Horse/Jockey	Barrier	Top Speed [km/h]	Fastest Section	Margin				Distance Travelled [m]
1	12	<b>ENTERPRISE BELLA</b> Georgina Cartwright	17	65.6 400m	0:11.26 400m	0:12.12 [3] (0:12.12)	1:25.33		0:35.25	
2	8	<b>STREET FIGHTER</b> Ben Thompson	2	64.1 1200m	0:11.45 1200m	0:12.17 [1] (0:12.17)	0.04L		0:35.77	-11
3	11	<b>BONNIE AND CLYDE</b> Craig Robertson	3	63.4 1200m	0:11.52 400m	0:12.50 [2] (0:12.50)	0.45L		0:35.99	-8
4	2	<b>JOLLY RUPERT</b> Taylor Marshall	11	65.1 600m	0:11.51 400m	0:12.24 [5] (0:12.24)	0.53L		0:35.35	-6
5	7	<b>RENAULT</b> Micheal Hellyer	8	63.7 400m	0:11.58 400m	0:12.41 [7] (0:12.41)	0.76L		0:35.83	-7
6	1	<b>CLEARY ADONIS</b> Michael Cahill	15	63.4 400m	0:11.56 400m	0:12.11 [8] (0:12.11)	0.84L		0:35.46	-7
7	15	<b>TELEREVE</b> Justin Stanley	9	63.4 400m	0:11.66 400m	0:12.66 [6] (0:12.66)	1.01L		0:36.13	-7
8	3	<b>LEGEND I AM</b> Tiffani Brooker	12	66.9 1200m	0:11.16 1200m	0:13.17 [4] (0:13.17)	1.22L		0:37.20	-10
9	13	<b>SHADIE MILLY</b> Vishan Venkaya	13	64.4 1200m	0:11.67 400m	0:12.51 [9] (0:12.51)	1.24L		0:35.91	-7
10	6	<b>READILY AVAILABULL</b> Samantha Collett	14	65.6 600m	0:11.59 600m	0:13.00 [11] (0:13.00)	1.84L		0:36.23	-2

Scratched: Sebring Girl (#16), Vain Fox (#9), Papas Dream (#4), Ramoka (#5), Shakakhan (#14)

[ ] Ranking at each section and finish  
 -:-:- No data available at this section  
 NA No data available

SCN Saddle cloth number  
 DNF Did not finish  
 DNT Did not track



**Sunshine Coast QLD Professional**  
**Race 7: MOOLOOLABA SURF CLUB 100 YEARS Class 1 Plate - 1400m**  
**04 December 2022 - 16:45**



Track Rating: Soft 5, Weather: Overcast, Rail Position: +5m Entire Course

Section				200m				Last 600m		
Field Times				0:12.13 (0:12.13)				0:35.98		
Rank	TAB	Horse/Jockey	Barrier	Top Speed [km/h]	Fastest Section	Margin			Distance Travelled [m]	
11	17	<b>CASH ARTIST</b>	5	63.4	0:11.52	0:13.10 [10]	1.92L		0:37.38	-10
		Karl Zechner		1200m	1200m	(0:13.10)				
12	10	<b>WINSTON SMURFHILL</b>	10	64.0	0:11.60	0:13.36 [12]	3.07L		0:36.95	-9
		Nikita Beriman		800m	800m	(0:13.36)				

Scratched: Sebring Girl (#16), Vain Fox (#9), Papas Dream (#4), Ramoka (#5), Shakakhan (#14)



Horse/Jockey Name	Enterprise Bella
Final Rank	1
Fastest Section Time (Section)	0:11.26 (400m)
Top Speed [km/h] (Section)	65.6 (400m)
Race State	Finished



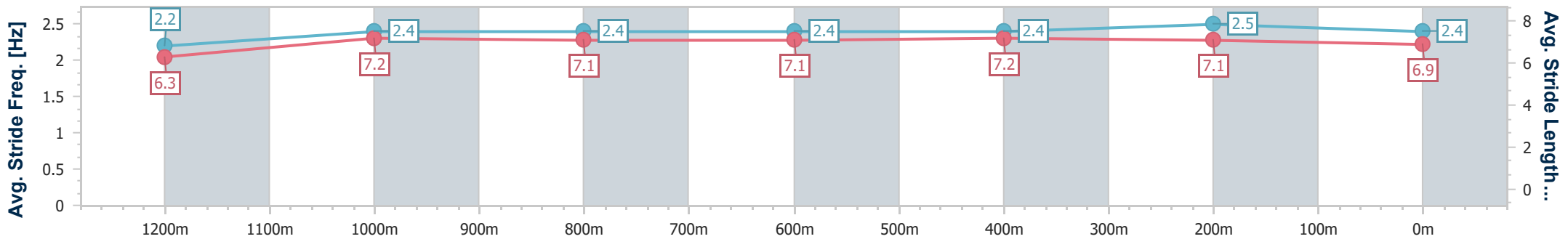
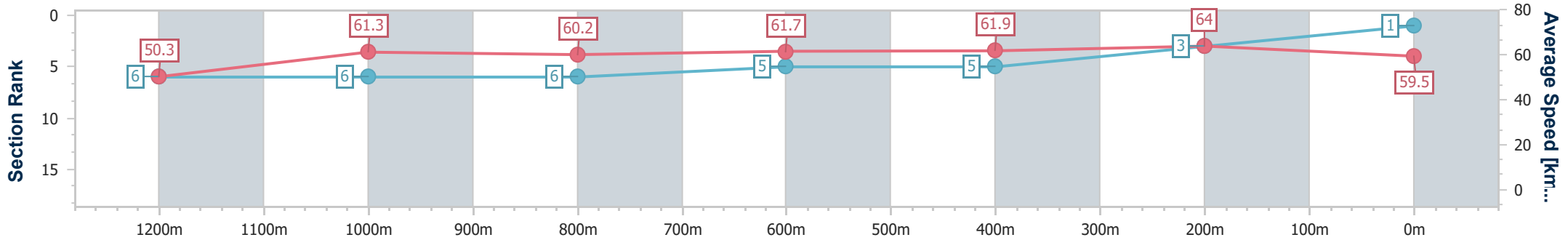
Sunshine Coast QLD Professional  
 Race 7: MOOLOOLABA SURF CLUB 100 YEARS Class 1 Plate - 1400m



04 December 2022 - 16:45

Track Rating: Soft 5, Weather: Overcast, Rail Position: +5m Entire Course

Section	Overall	1200m	1000m	800m	600m	400m	200m
Section Times	1:25.33 [1] (0:14.34)	1:10.99 [6] (0:11.74)	0:59.25 [6] (0:12.05)	0:47.20 [6] (0:11.95)	0:35.25 [5] (0:11.87)	0:23.38 [5] (0:11.26)	0:12.12 [3] (0:12.12)
Average Speed [km/h]	50.3	61.3	60.2	61.7	61.9	64.0	59.5
Top Speed [km/h]	62.6	62.8	61.3	63.2	64.9	65.6	62.3
Avg. Dist. to Rail [m]	10.8	3.6	2.8	4.0	3.8	7.0	6.5
Avg. Stride Freq. [Hz]	2.2	2.4	2.4	2.4	2.4	2.5	2.4
Avg. Stride Length [m]	6.3	7.2	7.1	7.1	7.2	7.1	6.9



- [ ] Ranking at each section and finish
- .-.- No data available at this section
- NA No data available



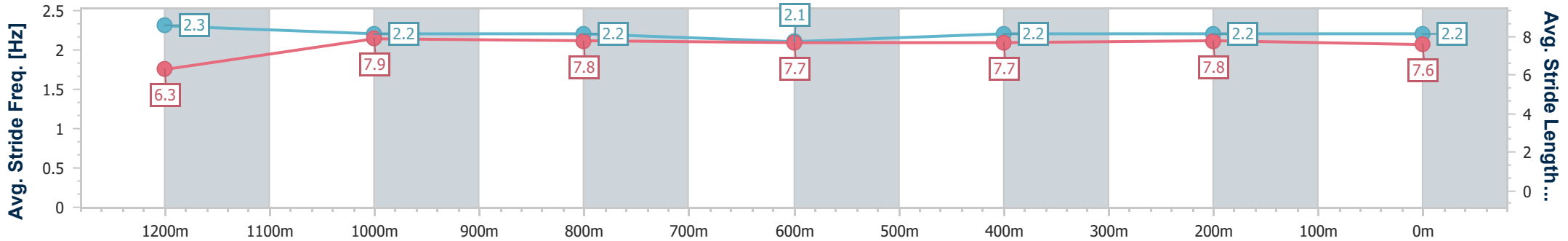
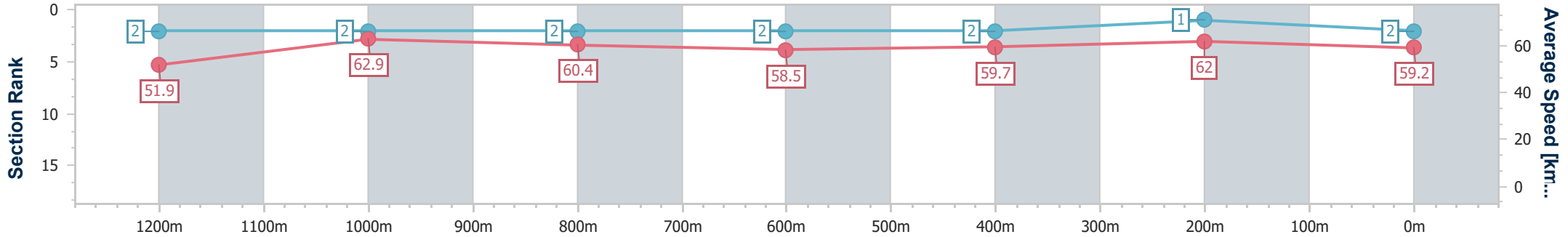
Horse/Jockey Name	Street Fighter
Final Rank	2
Fastest Section Time (Section)	0:11.45 (1200m)
Top Speed [km/h] (Section)	64.1 (1200m)
Race State	Finished



Sunshine Coast QLD Professional  
 Race 7: MOOLOOLABA SURF CLUB 100 YEARS Class 1 Plate - 1400m  
 04 December 2022 - 16:45  
 Track Rating: Soft 5, Weather: Overcast, Rail Position: +5m Entire Course



Section	Overall	1200m	1000m	800m	600m	400m	200m
Section Times	1:25.37 [2] (0:13.88)	1:11.49 [2] (0:11.45)	1:00.04 [2] (0:11.96)	0:48.08 [2] (0:12.31)	0:35.77 [2] (0:11.98)	0:23.79 [2] (0:11.62)	0:12.17 [1] (0:12.17)
Average Speed [km/h]	51.9	62.9	60.4	58.5	59.7	62.0	59.2
Top Speed [km/h]	63.9	64.1	62.4	59.4	61.4	62.8	60.7
Avg. Dist. to Rail [m]	2.5	2.1	1.9	0.6	1.1	0.5	1.9
Avg. Stride Freq. [Hz]	2.3	2.2	2.2	2.1	2.2	2.2	2.2
Avg. Stride Length [m]	6.3	7.9	7.8	7.7	7.7	7.8	7.6



- [ ] Ranking at each section and finish
- .-.- No data available at this section
- NA No data available



Horse/Jockey Name	Bonnie And Clyde
Final Rank	3
Fastest Section Time (Section)	0:11.52 (400m)
Top Speed [km/h] (Section)	63.4 (1200m)
Race State	Finished



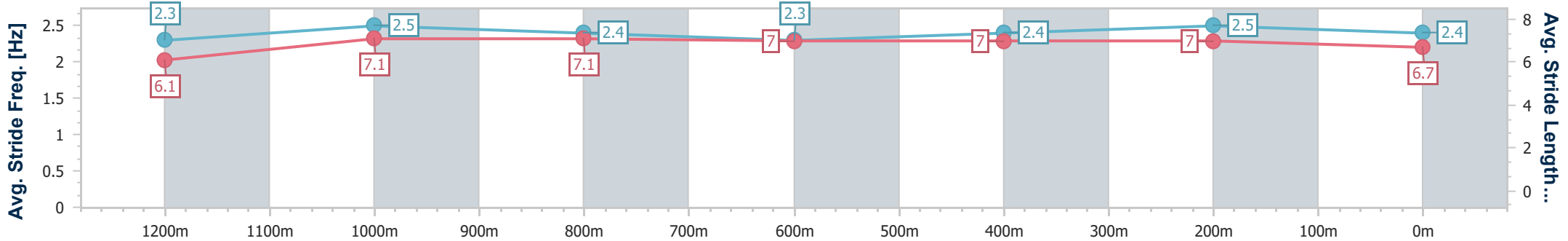
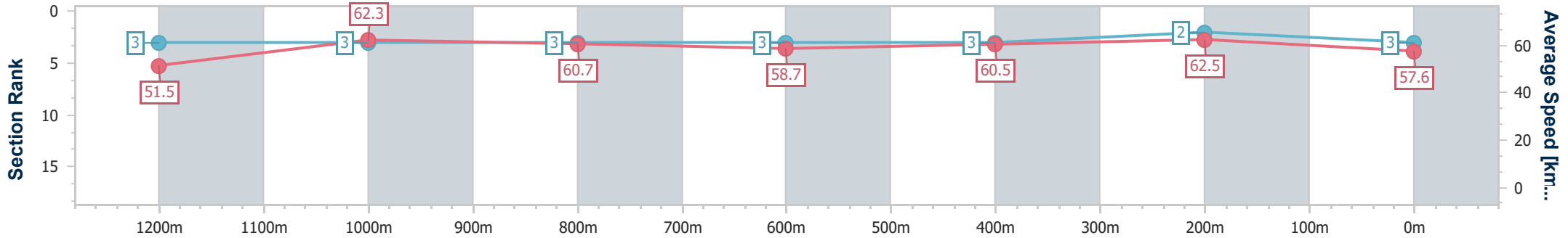
Sunshine Coast QLD Professional  
 Race 7: MOOLOOLABA SURF CLUB 100 YEARS Class 1 Plate - 1400m



04 December 2022 - 16:45

Track Rating: Soft 5, Weather: Overcast, Rail Position: +5m Entire Course

Section	Overall	1200m	1000m	800m	600m	400m	200m
Section Times	1:25.78 [3] (0:13.99)	1:11.79 [3] (0:11.56)	1:00.23 [3] (0:11.93)	0:48.30 [3] (0:12.31)	0:35.99 [3] (0:11.97)	0:24.02 [3] (0:11.52)	0:12.50 [2] (0:12.50)
Average Speed [km/h]	51.5	62.3	60.7	58.7	60.5	62.5	57.6
Top Speed [km/h]	63.2	63.4	62.2	61.0	62.2	63.4	61.5
Avg. Dist. to Rail [m]	4.7	3.4	2.4	0.9	0.8	3.0	3.9
Avg. Stride Freq. [Hz]	2.3	2.5	2.4	2.3	2.4	2.5	2.4
Avg. Stride Length [m]	6.1	7.1	7.1	7.0	7.0	7.0	6.7



- [ ] Ranking at each section and finish
- .-.- No data available at this section
- NA No data available



Horse/Jockey Name	Jolly Rupert
Final Rank	4
Fastest Section Time (Section)	0:11.51 (400m)
Top Speed [km/h] (Section)	65.1 (600m)
Race State	Finished



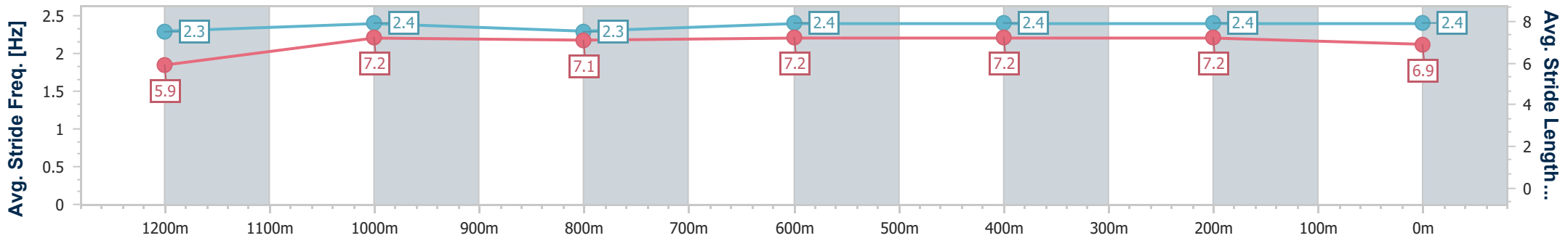
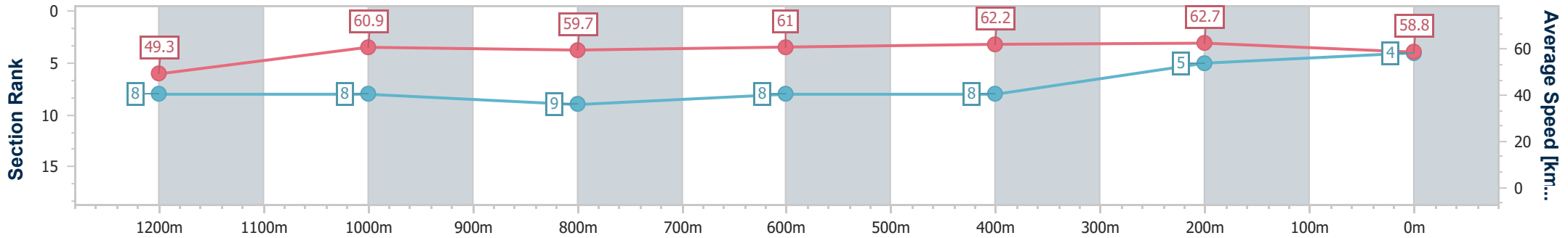
Sunshine Coast QLD Professional  
 Race 7: MOOLOOLABA SURF CLUB 100 YEARS Class 1 Plate - 1400m



04 December 2022 - 16:45

Track Rating: Soft 5, Weather: Overcast, Rail Position: +5m Entire Course

Section	Overall	1200m	1000m	800m	600m	400m	200m
Section Times	1:25.86 [4] (0:14.62)	1:11.24 [8] (0:11.80)	0:59.44 [8] (0:12.17)	0:47.27 [9] (0:11.92)	0:35.35 [8] (0:11.60)	0:23.75 [8] (0:11.51)	0:12.24 [5] (0:12.24)
Average Speed [km/h]	49.3	60.9	59.7	61.0	62.2	62.7	58.8
Top Speed [km/h]	61.4	61.6	61.0	62.8	65.1	64.3	61.5
Avg. Dist. to Rail [m]	8.1	3.2	2.9	1.4	0.9	4.6	5.5
Avg. Stride Freq. [Hz]	2.3	2.4	2.3	2.4	2.4	2.4	2.4
Avg. Stride Length [m]	5.9	7.2	7.1	7.2	7.2	7.2	6.9



- [ ] Ranking at each section and finish
- .-.- No data available at this section
- NA No data available





Horse/Jockey Name	Renault
Final Rank	5
Fastest Section Time (Section)	0:11.58 (400m)
Top Speed [km/h] (Section)	63.7 (400m)
Race State	Finished



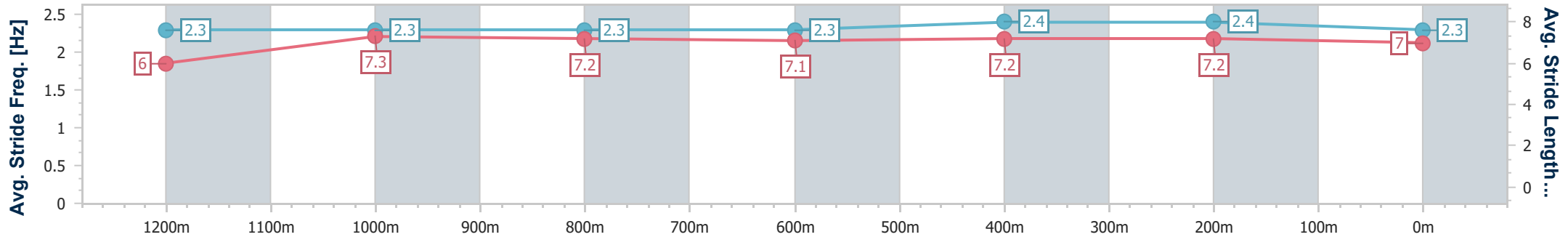
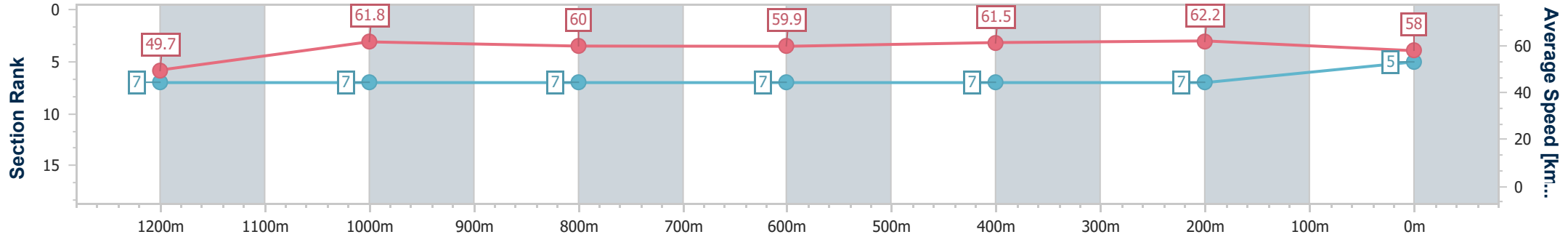
Sunshine Coast QLD Professional  
Race 7: MOOLOOLABA SURF CLUB 100 YEARS Class 1 Plate - 1400m



04 December 2022 - 16:45

Track Rating: Soft 5, Weather: Overcast, Rail Position: +5m Entire Course

Section	Overall	1200m	1000m	800m	600m	400m	200m
Section Times	1:26.09 [5] (0:14.51)	1:11.58 [7] (0:11.66)	0:59.92 [7] (0:12.05)	0:47.87 [7] (0:12.04)	0:35.83 [7] (0:11.84)	0:23.99 [7] (0:11.58)	0:12.41 [7] (0:12.41)
Average Speed [km/h]	49.7	61.8	60.0	59.9	61.5	62.2	58.0
Top Speed [km/h]	61.1	62.3	61.3	62.3	63.0	63.7	60.6
Avg. Dist. to Rail [m]	4.7	2.1	1.5	0.4	2.0	5.5	6.6
Avg. Stride Freq. [Hz]	2.3	2.3	2.3	2.3	2.4	2.4	2.3
Avg. Stride Length [m]	6.0	7.3	7.2	7.1	7.2	7.2	7.0



- [ ] Ranking at each section and finish
- .-.- No data available at this section
- NA No data available



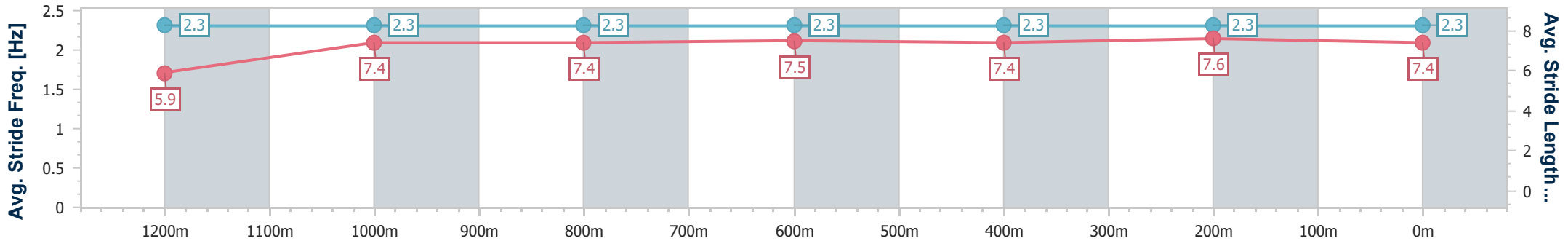
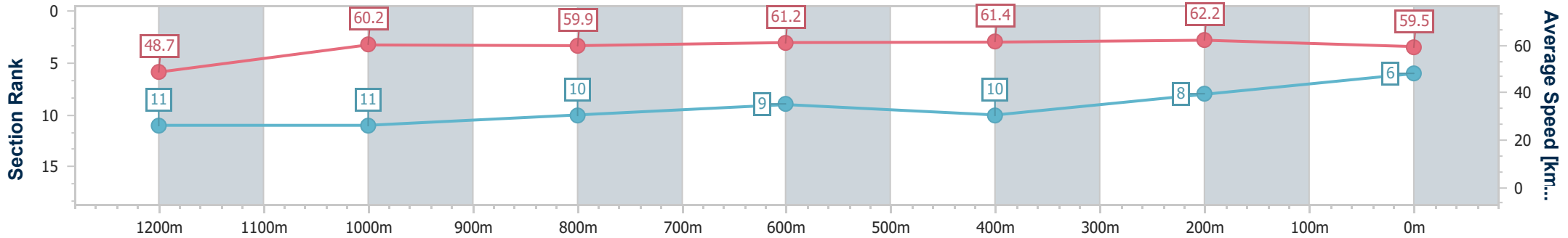
Horse/Jockey Name	Cleary Adonis
Final Rank	6
Fastest Section Time (Section)	0:11.56 (400m)
Top Speed [km/h] (Section)	63.4 (400m)
Race State	Finished



Sunshine Coast QLD Professional  
 Race 7: MOOLOOLABA SURF CLUB 100 YEARS Class 1 Plate - 1400m  
 04 December 2022 - 16:45  
 Track Rating: Soft 5, Weather: Overcast, Rail Position: +5m Entire Course



Section	Overall	1200m	1000m	800m	600m	400m	200m
Section Times	1:26.17 [6] (0:14.80)	1:11.37 [11] (0:11.96)	0:59.41 [11] (0:12.10)	0:47.31 [10] (0:11.85)	0:35.46 [9] (0:11.79)	0:23.67 [10] (0:11.56)	0:12.11 [8] (0:12.11)
Average Speed [km/h]	48.7	60.2	59.9	61.2	61.4	62.2	59.5
Top Speed [km/h]	60.1	60.6	61.4	62.5	62.8	63.4	61.6
Avg. Dist. to Rail [m]	10.9	3.5	2.5	1.1	0.7	3.7	4.9
Avg. Stride Freq. [Hz]	2.3	2.3	2.3	2.3	2.3	2.3	2.3
Avg. Stride Length [m]	5.9	7.4	7.4	7.5	7.4	7.6	7.4



- [ ] Ranking at each section and finish
- .-.- No data available at this section
- NA No data available



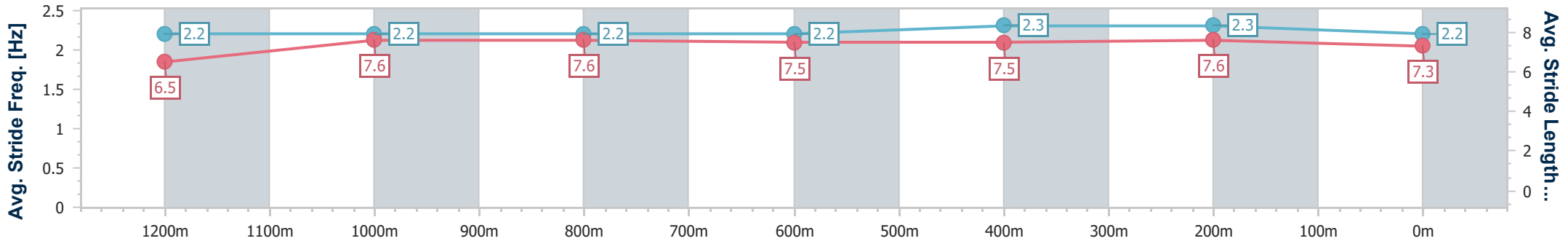
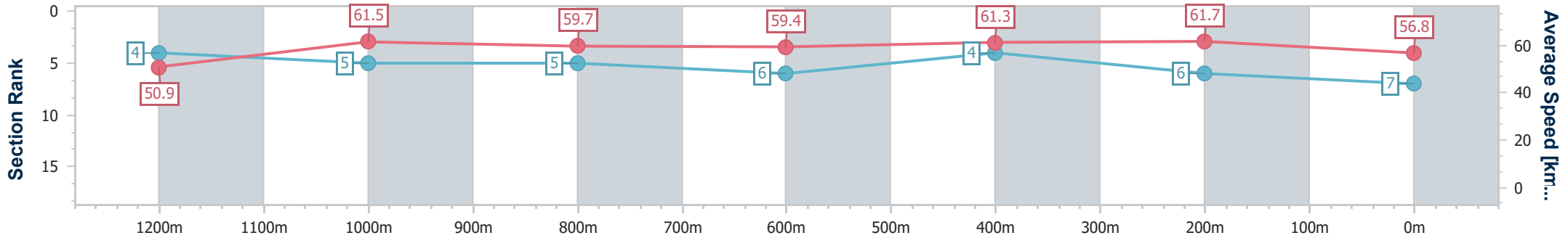
Horse/Jockey Name	Telereve
Final Rank	7
Fastest Section Time (Section)	0:11.66 (400m)
Top Speed [km/h] (Section)	63.4 (400m)
Race State	Finished



**Sunshine Coast QLD Professional**  
**Race 7: MOOLOOLABA SURF CLUB 100 YEARS Class 1 Plate - 1400m**  
**04 December 2022 - 16:45**  
 Track Rating: Soft 5, Weather: Overcast, Rail Position: +5m Entire Course



Section	Overall	1200m	1000m	800m	600m	400m	200m							
Section Times	1:26.34 [7] (0:14.14)	1:12.20 [4] (0:11.71)	1:00.49 [5] (0:12.13)	0:48.36 [5] (0:12.23)	0:36.13 [6] (0:11.81)	0:24.32 [4] (0:11.66)	0:12.66 [6] (0:12.66)							
Average Speed [km/h]	50.9	61.5	59.7	59.4	61.3	61.7	56.8							
Top Speed [km/h]	62.4	62.4	60.5	60.2	63.2	63.4	60.8							
Avg. Dist. to Rail [m]	6.1	3.2	2.8	1.5	1.0	3.7	4.2							
Avg. Stride Freq. [Hz]	2.2	2.2	2.2	2.2	2.3	2.3	2.2							
Avg. Stride Length [m]	6.5	7.6	7.6	7.5	7.5	7.6	7.3							



- [ ] Ranking at each section and finish
- .-.- No data available at this section
- NA No data available



Horse/Jockey Name	Legend I Am
Final Rank	8
Fastest Section Time (Section)	0:11.16 (1200m)
Top Speed [km/h] (Section)	66.9 (1200m)
Race State	Finished



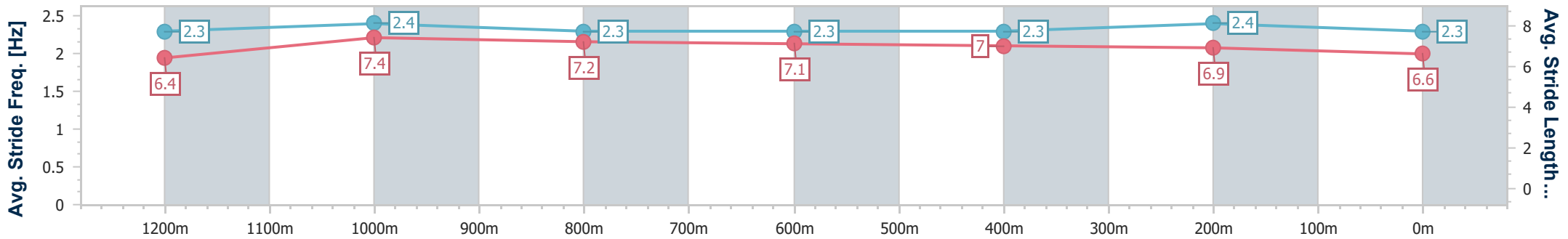
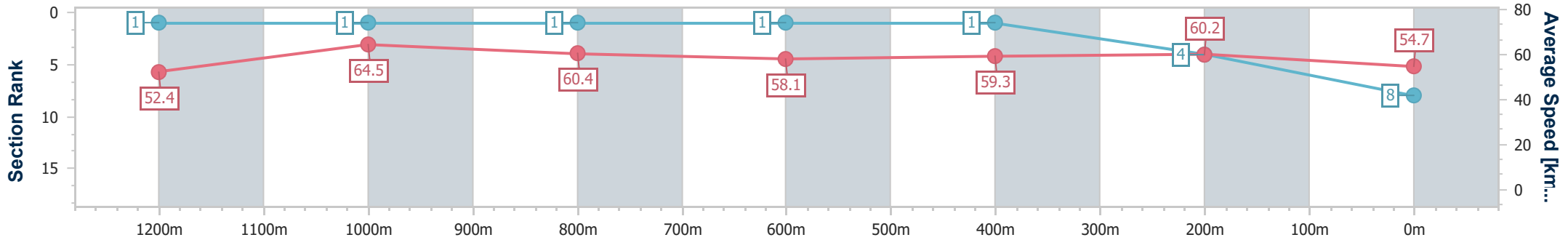
Sunshine Coast QLD Professional  
Race 7: MOOLOOLABA SURF CLUB 100 YEARS Class 1 Plate - 1400m



04 December 2022 - 16:45

Track Rating: Soft 5, Weather: Overcast, Rail Position: +5m Entire Course

Section	Overall	1200m	1000m	800m	600m	400m	200m							
Section Times	1:26.55 [8] (0:13.75)	1:12.80 [1] (0:11.16)	1:01.64 [1] (0:12.02)	0:49.62 [1] (0:12.42)	0:37.20 [1] (0:12.08)	0:25.12 [1] (0:11.95)	0:13.17 [4] (0:13.17)							
Average Speed [km/h]	52.4	64.5	60.4	58.1	59.3	60.2	54.7							
Top Speed [km/h]	66.9	66.9	62.9	58.7	62.2	62.5	58.3							
Avg. Dist. to Rail [m]	9.1	4.9	2.8	0.8	1.1	0.2	0.2							
Avg. Stride Freq. [Hz]	2.3	2.4	2.3	2.3	2.3	2.4	2.3							
Avg. Stride Length [m]	6.4	7.4	7.2	7.1	7.0	6.9	6.6							



- [ ] Ranking at each section and finish
- .-.- No data available at this section
- NA No data available



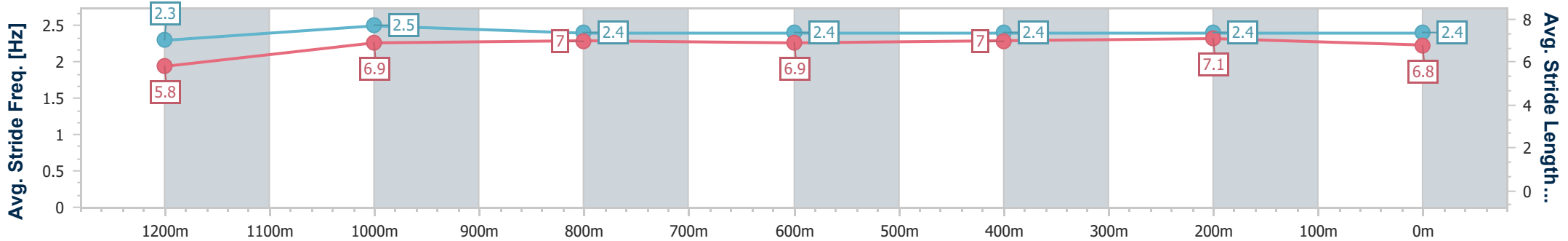
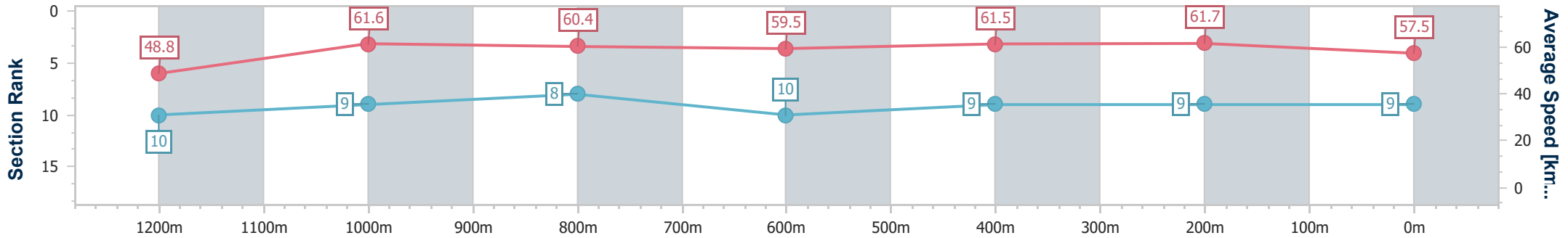
Horse/Jockey Name	Shadie Milly
Final Rank	9
Fastest Section Time (Section)	0:11.67 (400m)
Top Speed [km/h] (Section)	64.4 (1200m)
Race State	Finished



Sunshine Coast QLD Professional  
 Race 7: MOOLOOLABA SURF CLUB 100 YEARS Class 1 Plate - 1400m  
 04 December 2022 - 16:45  
 Track Rating: Soft 5, Weather: Overcast, Rail Position: +5m Entire Course



Section	Overall	1200m	1000m	800m	600m	400m	200m						
Section Times	1:26.57 [9] (0:14.78)	1:11.79 [10] (0:11.69)	1:00.10 [9] (0:11.99)	0:48.11 [8] (0:12.20)	0:35.91 [10] (0:11.73)	0:24.18 [9] (0:11.67)	0:12.51 [9] (0:12.51)						
Average Speed [km/h]	48.8	61.6	60.4	59.5	61.5	61.7	57.5						
Top Speed [km/h]	63.2	64.4	61.4	61.6	62.4	62.9	60.7						
Avg. Dist. to Rail [m]	7.5	2.1	1.9	1.5	0.5	3.6	3.1						
Avg. Stride Freq. [Hz]	2.3	2.5	2.4	2.4	2.4	2.4	2.4						
Avg. Stride Length [m]	5.8	6.9	7.0	6.9	7.0	7.1	6.8						



- [ ] Ranking at each section and finish
- .-.- No data available at this section
- NA No data available



Horse/Jockey Name	Readily Availabull
Final Rank	10
Fastest Section Time (Section)	0:11.59 (600m)
Top Speed [km/h] (Section)	65.6 (600m)
Race State	Finished



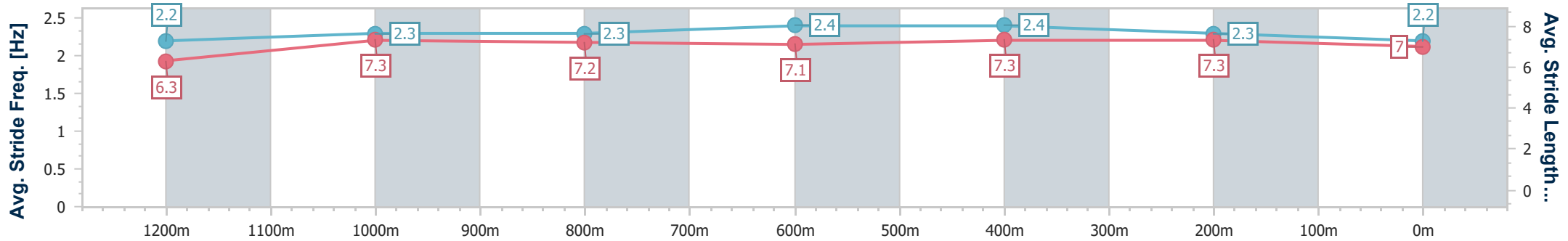
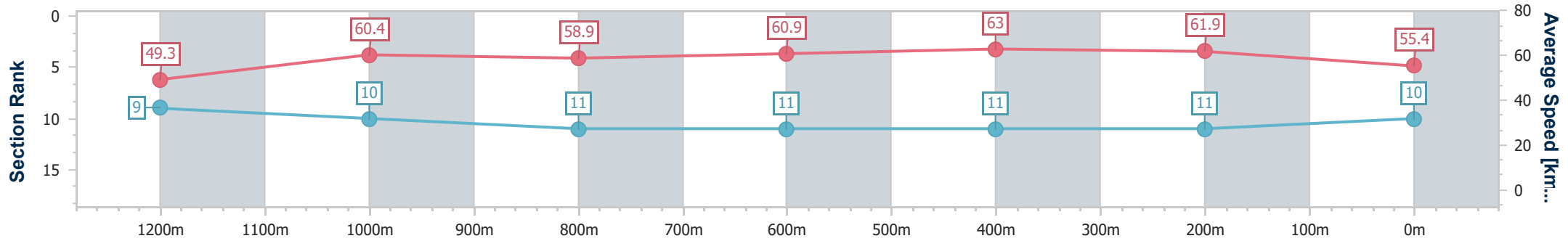
Sunshine Coast QLD Professional  
 Race 7: MOOLOOLABA SURF CLUB 100 YEARS Class 1 Plate - 1400m



04 December 2022 - 16:45

Track Rating: Soft 5, Weather: Overcast, Rail Position: +5m Entire Course

Section	Overall	1200m	1000m	800m	600m	400m	200m
Section Times	1:27.17 [10] (0:14.62)	1:12.55 [9] (0:11.92)	1:00.63 [10] (0:12.37)	0:48.26 [11] (0:12.03)	0:36.23 [11] (0:11.59)	0:24.64 [11] (0:11.64)	0:13.00 [11] (0:13.00)
Average Speed [km/h]	49.3	60.4	58.9	60.9	63.0	61.9	55.4
Top Speed [km/h]	61.2	61.9	61.8	63.2	65.6	65.3	61.3
Avg. Dist. to Rail [m]	9.9	4.5	4.3	3.0	2.6	5.6	5.0
Avg. Stride Freq. [Hz]	2.2	2.3	2.3	2.4	2.4	2.3	2.2
Avg. Stride Length [m]	6.3	7.3	7.2	7.1	7.3	7.3	7.0



- [ ] Ranking at each section and finish
- .-.- No data available at this section
- NA No data available



Horse/Jockey Name	Cash Artist
Final Rank	11
Fastest Section Time (Section)	0:11.52 (1200m)
Top Speed [km/h] (Section)	63.4 (1200m)
Race State	Finished



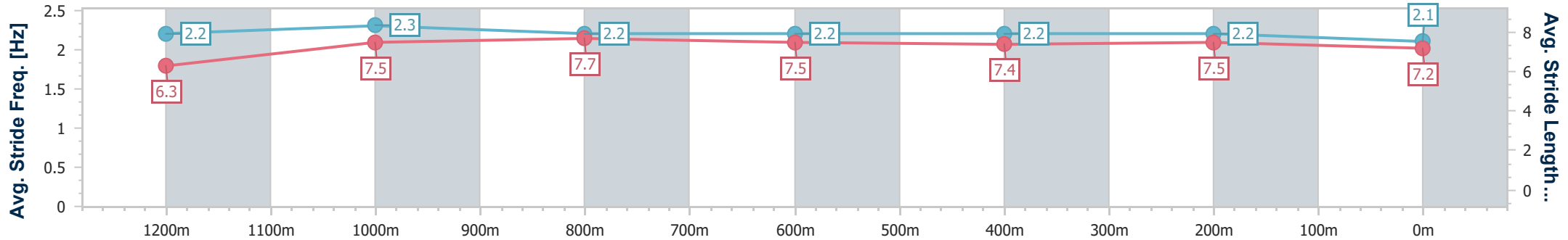
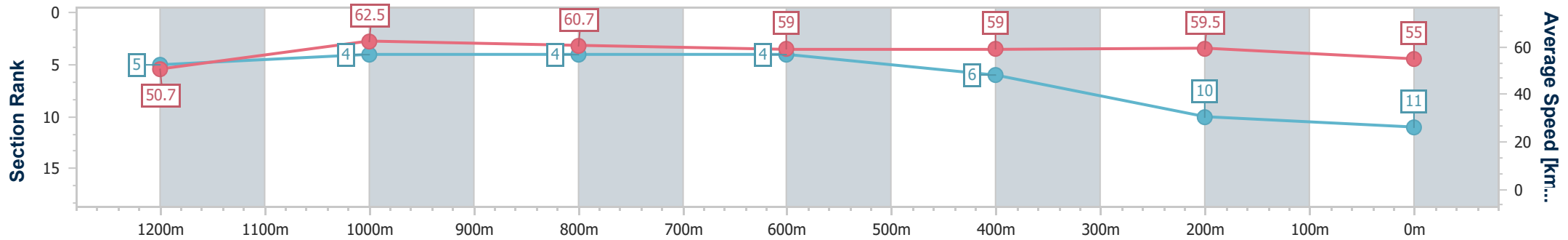
Sunshine Coast QLD Professional  
 Race 7: MOOLOOLABA SURF CLUB 100 YEARS Class 1 Plate - 1400m



04 December 2022 - 16:45

Track Rating: Soft 5, Weather: Overcast, Rail Position: +5m Entire Course

Section	Overall	1200m	1000m	800m	600m	400m	200m						
Section Times	1:27.25 [11] (0:14.21)	1:13.04 [5] (0:11.52)	1:01.52 [4] (0:11.91)	0:49.61 [4] (0:12.23)	0:37.38 [4] (0:12.19)	0:25.19 [6] (0:12.09)	0:13.10 [10] (0:13.10)						
Average Speed [km/h]	50.7	62.5	60.7	59.0	59.0	59.5	55.0						
Top Speed [km/h]	62.5	63.4	62.2	60.6	60.5	60.6	58.1						
Avg. Dist. to Rail [m]	3.6	1.8	1.8	0.4	0.2	1.1	1.7						
Avg. Stride Freq. [Hz]	2.2	2.3	2.2	2.2	2.2	2.2	2.1						
Avg. Stride Length [m]	6.3	7.5	7.7	7.5	7.4	7.5	7.2						



- [ ] Ranking at each section and finish
- .-.- No data available at this section
- NA No data available



Horse/Jockey Name	Winston Smurfhill
Final Rank	12
Fastest Section Time (Section)	0:11.60 (800m)
Top Speed [km/h] (Section)	64.0 (800m)
Race State	Finished



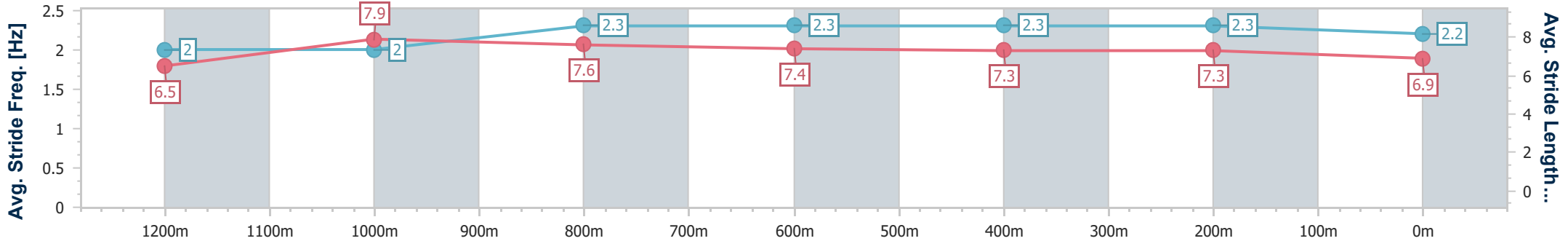
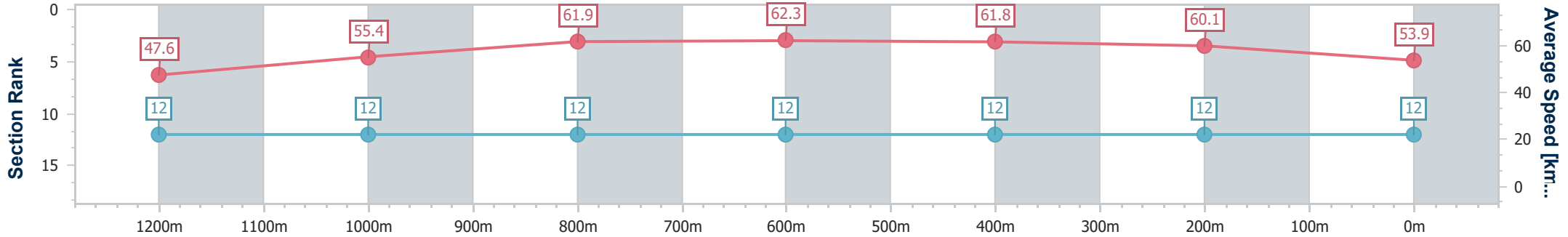
Sunshine Coast QLD Professional  
Race 7: MOOLOOLABA SURF CLUB 100 YEARS Class 1 Plate - 1400m



04 December 2022 - 16:45

Track Rating: Soft 5, Weather: Overcast, Rail Position: +5m Entire Course

Section	Overall	1200m	1000m	800m	600m	400m	200m						
Section Times	1:28.40 [12] (0:15.19)	1:13.21 [12] (0:12.99)	1:00.22 [12] (0:11.67)	0:48.55 [12] (0:11.60)	0:36.95 [12] (0:11.62)	0:25.33 [12] (0:11.97)	0:13.36 [12] (0:13.36)						
Average Speed [km/h]	47.6	55.4	61.9	62.3	61.8	60.1	53.9						
Top Speed [km/h]	55.4	59.1	63.1	64.0	63.8	61.2	58.0						
Avg. Dist. to Rail [m]	6.8	3.0	2.1	0.4	0.4	2.1	2.1						
Avg. Stride Freq. [Hz]	2.0	2.0	2.3	2.3	2.3	2.3	2.2						
Avg. Stride Length [m]	6.5	7.9	7.6	7.4	7.3	7.3	6.9						



- [ ] Ranking at each section and finish
- .-.- No data available at this section
- NA No data available