



Aquis Park Gold Coast QLD Professional
Race 7: BENNINGTON LUXURY PERFORMANCE BOATS BENCHMARK
60 Handicap - 1700m
10 December 2022 - 16:48



Track Rating: Good 4, Weather: Overcast, Rail Position: +3m1800-350m +3mC/way

Section		Overall	1600m	1400m	1200m	1000m	800m	600m	Last 600m				
Field Times		1:43.54 (0:09.38)	1:34.16 (0:11.33)	1:22.83 (0:11.18)	1:11.65 (0:11.51)	1:00.14 (0:11.98)	0:48.16 (0:11.90)	0:36.26 (0:12.05)	0:36.26				
Rank	TAB Horse/Jockey	Barrier	Top Speed [km/h]	Fastest Section									Distance Travelled [m]
1	5 KOMATA Josh Adams	8	66.5 1400m	0:09.88 Overall	1:43.54 [1] (0:09.88)	1:33.66 [6] (0:11.55)	1:22.11 [6] (0:11.13)	1:10.98 [6] (0:11.42)	0:59.56 [6] (0:12.14)	0:47.42 [6] (0:11.76)	0:35.66 [6] (0:11.69)	0:35.66	
2	9 SIBYLLA Robbie Fradd	10	65.3 1400m	0:09.96 Overall	1:43.75 [2] (0:09.96)	1:33.79 [7] (0:11.62)	1:22.17 [8] (0:11.19)	1:10.98 [8] (0:11.46)	0:59.52 [7] (0:12.06)	0:47.46 [8] (0:11.64)	0:35.82 [7] (0:11.75)	0:35.82	+3
3	7 RONLEE GAL Justin Huxtable	4	65.4 1400m	0:09.46 Overall	1:44.06 [3] (0:09.46)	1:34.60 [2] (0:11.41)	1:23.19 [3] (0:11.26)	1:11.93 [3] (0:11.61)	1:00.32 [3] (0:11.87)	0:48.45 [3] (0:11.85)	0:36.60 [2] (0:11.97)	0:36.60	+1
4	10 RAHAAN Jason Taylor	9	67.8 1600m	0:09.38 Overall	1:44.41 [4] (0:09.38)	1:35.03 [1] (0:11.33)	1:23.70 [1] (0:11.18)	1:12.52 [2] (0:11.51)	1:01.01 [1] (0:11.98)	0:49.03 [1] (0:11.90)	0:37.13 [1] (0:12.05)	0:37.13	+8
5	1 AVENUE OF STARS Luke Dittman	1	65.9 1400m	0:09.66 Overall	1:44.44 [5] (0:09.66)	1:34.78 [5] (0:11.14)	1:23.64 [2] (0:11.09)	1:12.55 [1] (0:11.57)	1:00.98 [2] (0:12.07)	0:48.91 [2] (0:11.99)	0:36.92 [3] (0:12.08)	0:36.92	-5
6	11 AIOLOS Marnu Potgieter	2	66.1 1600m	0:09.96 Overall	1:44.44 [6] (0:09.96)	1:34.48 [8] (0:11.45)	1:23.03 [7] (0:11.28)	1:11.75 [7] (0:11.53)	1:00.22 [8] (0:11.99)	0:48.23 [7] (0:11.93)	0:36.30 [8] (0:11.73)	0:36.30	-5
7	6 WARCAN Anthony Allen	5	65.1 1400m	0:09.62 Overall	1:44.57 [7] (0:09.62)	1:34.95 [4] (0:11.46)	1:23.49 [5] (0:11.24)	1:12.25 [5] (0:11.42)	1:00.83 [4] (0:12.02)	0:48.81 [4] (0:11.90)	0:36.91 [4] (0:11.97)	0:36.91	+1
8	2 GEOSTORM Lani Allen	7	67.0 1600m	0:09.53 Overall	1:45.75 [8] (0:09.53)	1:36.22 [3] (0:11.35)	1:24.87 [4] (0:11.40)	1:13.47 [4] (0:11.62)	1:01.85 [5] (0:12.08)	0:49.77 [5] (0:11.76)	0:38.01 [5] (0:11.96)	0:38.01	+9

Scratched: The Golden Soul (#4), Silesian (#3), Singer Sargent (#8)

[] Ranking at each section and finish
 -:-:- No data available at this section
 NA No data available
 SCN Saddle cloth number
 DNF Did not finish
 DNT Did not track



Aquis Park Gold Coast QLD Professional
Race 7: BENNINGTON LUXURY PERFORMANCE BOATS BENCHMARK
60 Handicap - 1700m
10 December 2022 - 16:48



Track Rating: Good 4, Weather: Overcast, Rail Position: +3m1800-350m +3mC/way

Section			400m	200m			Last 600m			
Field Times			0:24.21 (0:11.95)	0:12.26 (0:12.26)			0:36.26			
Rank	TAB	Horse/Jockey	Barrier	Top Speed [km/h]	Fastest Section	Margin		Distance Travelled [m]		
1	5	KOMATA Josh Adams	8	66.5 1400m	0:09.88 Overall	0:23.97 [3] (0:11.71)	0:12.26 [1] (0:12.26)	1:43.54	0:35.66	
2	9	SIBYLLA Robbie Fradd	10	65.3 1400m	0:09.96 Overall	0:24.07 [4] (0:11.73)	0:12.34 [2] (0:12.34)	1L	0:35.82	+3
3	7	RONLEE GAL Justin Huxtable	4	65.4 1400m	0:09.46 Overall	0:24.63 [2] (0:11.95)	0:12.68 [3] (0:12.68)	2.8L	0:36.60	+1
4	10	RAHAAN Jason Taylor	9	67.8 1600m	0:09.38 Overall	0:25.08 [1] (0:12.19)	0:12.89 [4] (0:12.89)	4.8L	0:37.13	+8
5	1	AVENUE OF STARS Luke Dittman	1	65.9 1400m	0:09.66 Overall	0:24.84 [5] (0:12.21)	0:12.63 [5] (0:12.63)	5L	0:36.92	-5
6	11	AIOLOS Marnu Potgieter	2	66.1 1600m	0:09.96 Overall	0:24.57 [8] (0:11.96)	0:12.61 [6] (0:12.61)	5.1L	0:36.30	-5
7	6	WARCAN Anthony Allen	5	65.1 1400m	0:09.62 Overall	0:24.94 [6] (0:12.21)	0:12.73 [7] (0:12.73)	5.9L	0:36.91	+1
8	2	GHOSTORM Lani Allen	7	67.0 1600m	0:09.53 Overall	0:26.05 [7] (0:12.22)	0:13.83 [8] (0:13.83)	12.7L	0:38.01	+9

Scratched: The Golden Soul (#4), Silesian (#3), Singer Sargent (#8)

[] Ranking at each section and finish
 -:-:- No data available at this section
 NA No data available

SCN Saddle cloth number
 DNF Did not finish
 DNT Did not track



Horse/Jockey Name	Komata
Final Rank	1
Fastest Section Time (Section)	0:09.88 (Overall)
Top Speed [km/h] (Section)	66.5 (1400m)
Race State	Finished



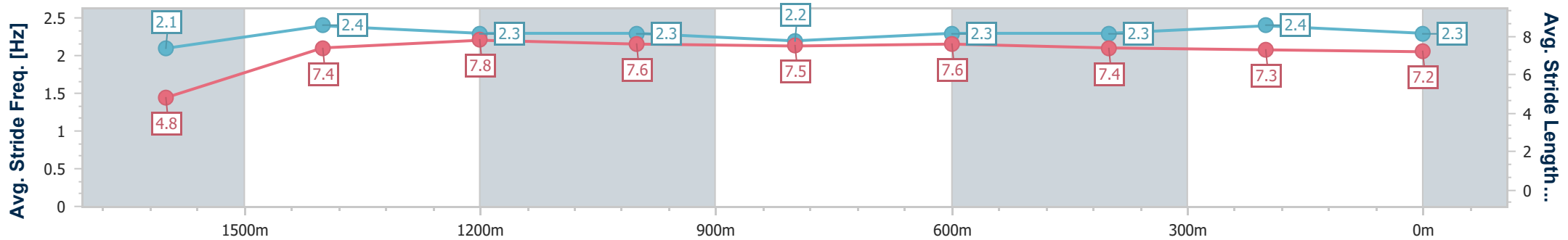
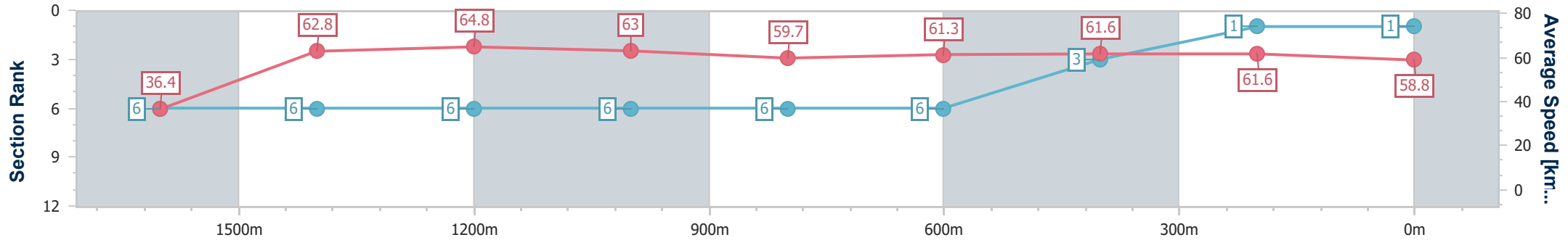
Aquis Park Gold Coast QLD Professional
 Race 7: BENNINGTON LUXURY PERFORMANCE BOATS
 BENCHMARK 60 Handicap - 1700m



10 December 2022 - 16:48

Track Rating: Good 4, Weather: Overcast, Rail Position: +3m1800-350m +3mC/way

Section	Overall	1600m	1400m	1200m	1000m	800m	600m	400m	200m			
Section Times	1:43.54 [1] (0:09.88)	1:33.66 [6] (0:11.55)	1:22.11 [6] (0:11.13)	1:10.98 [6] (0:11.42)	0:59.56 [6] (0:12.14)	0:47.42 [6] (0:11.76)	0:35.66 [6] (0:11.69)	0:23.97 [3] (0:11.71)	0:12.26 [1] (0:12.26)			
Average Speed [km/h]	36.4	62.8	64.8	63.0	59.7	61.3	61.6	61.6	58.8			
Top Speed [km/h]	61.2	65.6	66.5	64.3	60.7	62.8	62.1	62.8	61.2			
Avg. Dist. to Rail [m]	7.3	1.2	1.9	1.7	1.2	0.5	0.4	5.1	9.6			
Avg. Stride Freq. [Hz]	2.1	2.4	2.3	2.3	2.2	2.3	2.3	2.4	2.3			
Avg. Stride Length [m]	4.8	7.4	7.8	7.6	7.5	7.6	7.4	7.3	7.2			



- [] Ranking at each section and finish
- .-.- No data available at this section
- NA No data available



Horse/Jockey Name	Sibylla
Final Rank	2
Fastest Section Time (Section)	0:09.96 (Overall)
Top Speed [km/h] (Section)	65.3 (1400m)
Race State	Finished



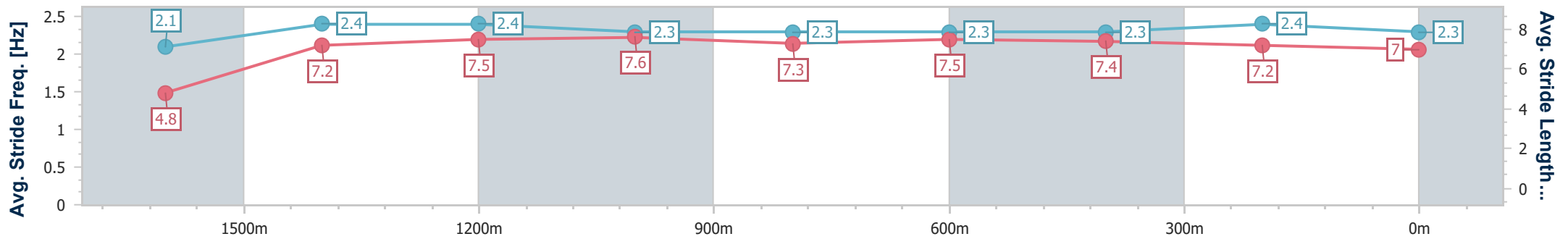
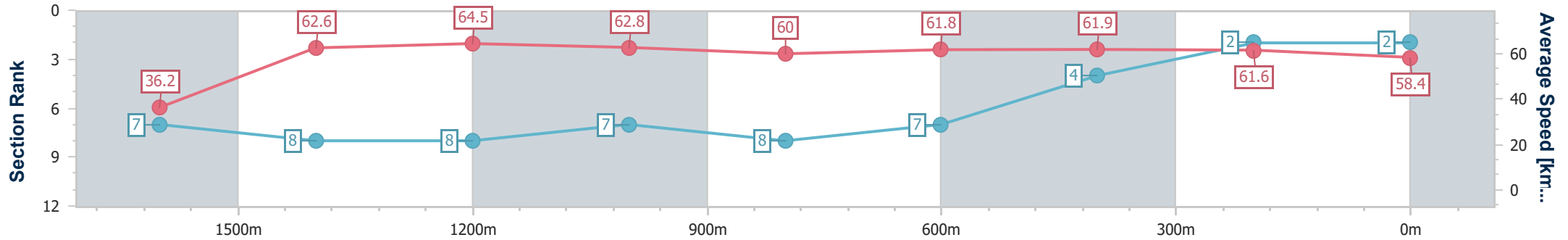
Aquis Park Gold Coast QLD Professional
Race 7: BENNINGTON LUXURY PERFORMANCE BOATS
BENCHMARK 60 Handicap - 1700m



10 December 2022 - 16:48

Track Rating: Good 4, Weather: Overcast, Rail Position: +3m1800-350m +3mC/way

Section	Overall	1600m	1400m	1200m	1000m	800m	600m	400m	200m			
Section Times	1:43.75 [2] (0:09.96)	1:33.79 [7] (0:11.62)	1:22.17 [8] (0:11.19)	1:10.98 [8] (0:11.46)	0:59.52 [7] (0:12.06)	0:47.46 [8] (0:11.64)	0:35.82 [7] (0:11.75)	0:24.07 [4] (0:11.73)	0:12.34 [2] (0:12.34)			
Average Speed [km/h]	36.2	62.6	64.5	62.8	60.0	61.8	61.9	61.6	58.4			
Top Speed [km/h]	58.9	65.3	65.3	63.8	61.4	62.7	63.8	63.6	62.7			
Avg. Dist. to Rail [m]	8.6	1.9	1.7	1.6	0.8	0.3	2.1	8.3	11.1			
Avg. Stride Freq. [Hz]	2.1	2.4	2.4	2.3	2.3	2.3	2.3	2.4	2.3			
Avg. Stride Length [m]	4.8	7.2	7.5	7.6	7.3	7.5	7.4	7.2	7.0			



- [] Ranking at each section and finish
- .-.- No data available at this section
- NA No data available



Horse/Jockey Name	Ronlee Gal
Final Rank	3
Fastest Section Time (Section)	0:09.46 (Overall)
Top Speed [km/h] (Section)	65.4 (1400m)
Race State	Finished



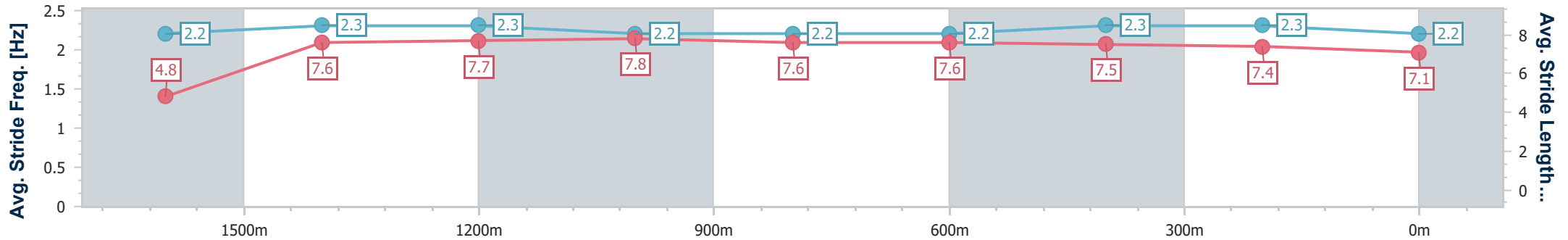
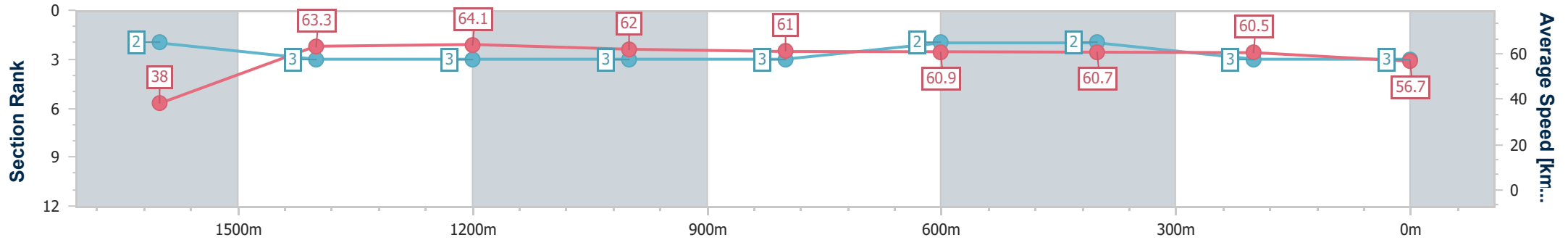
Aquis Park Gold Coast QLD Professional
Race 7: BENNINGTON LUXURY PERFORMANCE BOATS
BENCHMARK 60 Handicap - 1700m



10 December 2022 - 16:48

Track Rating: Good 4, Weather: Overcast, Rail Position: +3m1800-350m +3mC/way

Section	Overall	1600m	1400m	1200m	1000m	800m	600m	400m	200m			
Section Times	1:44.06 [3] (0:09.46)	1:34.60 [2] (0:11.41)	1:23.19 [3] (0:11.26)	1:11.93 [3] (0:11.61)	1:00.32 [3] (0:11.87)	0:48.45 [3] (0:11.85)	0:36.60 [2] (0:11.97)	0:24.63 [2] (0:11.95)	0:12.68 [3] (0:12.68)			
Average Speed [km/h]	38.0	63.3	64.1	62.0	61.0	60.9	60.7	60.5	56.7			
Top Speed [km/h]	60.9	65.1	65.4	63.5	61.4	61.7	61.7	61.3	59.0			
Avg. Dist. to Rail [m]	4.9	0.4	1.4	2.0	1.3	0.6	1.8	5.5	6.5			
Avg. Stride Freq. [Hz]	2.2	2.3	2.3	2.2	2.2	2.2	2.3	2.3	2.2			
Avg. Stride Length [m]	4.8	7.6	7.7	7.8	7.6	7.6	7.5	7.4	7.1			



- [] Ranking at each section and finish
- .-.- No data available at this section
- NA No data available



Horse/Jockey Name	Rahaan
Final Rank	4
Fastest Section Time (Section)	0:09.38 (Overall)
Top Speed [km/h] (Section)	67.8 (1600m)
Race State	Finished



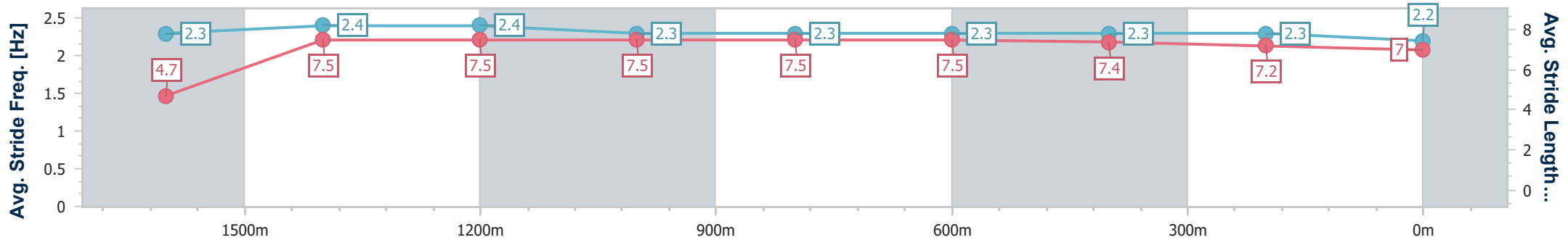
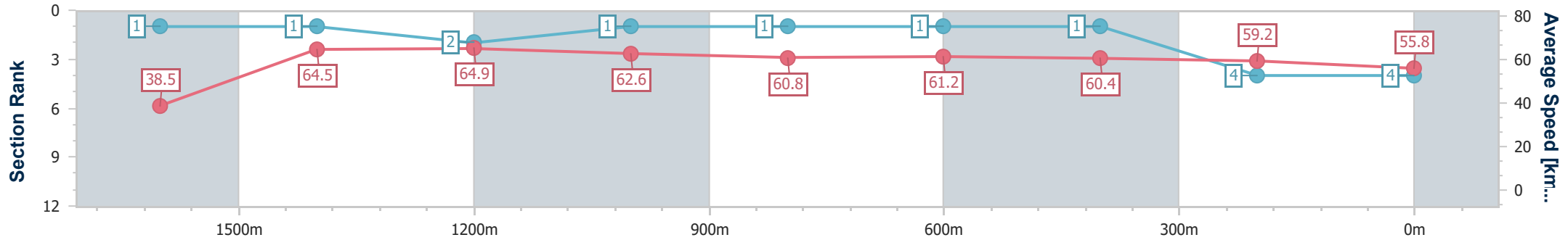
Aquis Park Gold Coast QLD Professional
 Race 7: BENNINGTON LUXURY PERFORMANCE BOATS
 BENCHMARK 60 Handicap - 1700m



10 December 2022 - 16:48

Track Rating: Good 4, Weather: Overcast, Rail Position: +3m1800-350m +3mC/way

Section	Overall	1600m	1400m	1200m	1000m	800m	600m	400m	200m
Section Times	1:44.41 [4] (0:09.38)	1:35.03 [1] (0:11.33)	1:23.70 [1] (0:11.18)	1:12.52 [2] (0:11.51)	1:01.01 [1] (0:11.98)	0:49.03 [1] (0:11.90)	0:37.13 [1] (0:12.05)	0:25.08 [1] (0:12.19)	0:12.89 [4] (0:12.89)
Average Speed [km/h]	38.5	64.5	64.9	62.6	60.8	61.2	60.4	59.2	55.8
Top Speed [km/h]	62.5	67.8	67.5	64.2	61.4	61.6	61.5	59.9	57.7
Avg. Dist. to Rail [m]	8.3	2.5	4.7	3.7	2.5	2.6	2.3	4.4	7.0
Avg. Stride Freq. [Hz]	2.3	2.4	2.4	2.3	2.3	2.3	2.3	2.3	2.2
Avg. Stride Length [m]	4.7	7.5	7.5	7.5	7.5	7.5	7.4	7.2	7.0



- [] Ranking at each section and finish
- .-.- No data available at this section
- NA No data available



Horse/Jockey Name	Avenue Of Stars
Final Rank	5
Fastest Section Time (Section)	0:09.66 (Overall)
Top Speed [km/h] (Section)	65.9 (1400m)
Race State	Finished



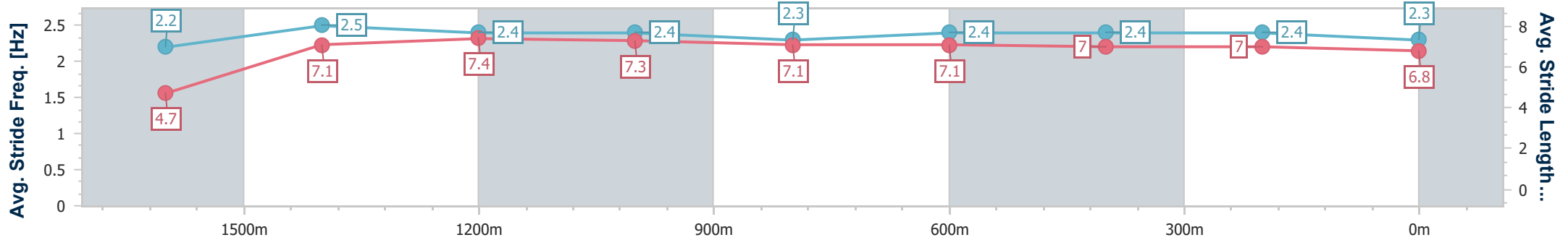
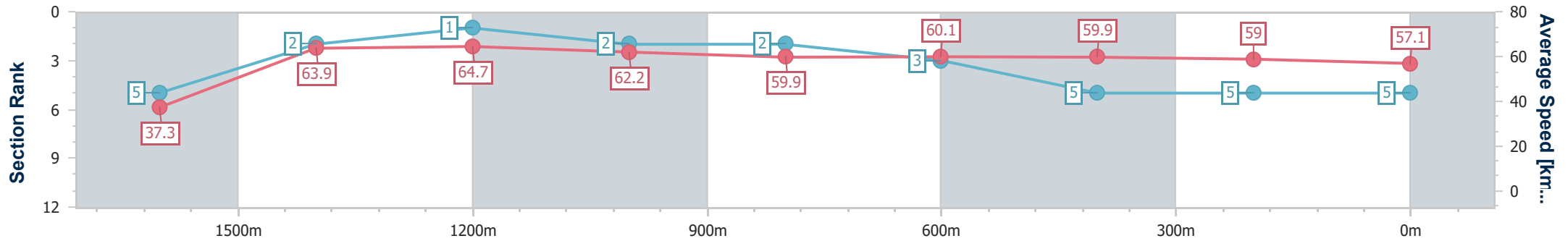
Aquis Park Gold Coast QLD Professional
Race 7: BENNINGTON LUXURY PERFORMANCE BOATS
BENCHMARK 60 Handicap - 1700m



10 December 2022 - 16:48

Track Rating: Good 4, Weather: Overcast, Rail Position: +3m1800-350m +3mC/way

Section	Overall	1600m	1400m	1200m	1000m	800m	600m	400m	200m			
Section Times	1:44.44 [5] (0:09.66)	1:34.78 [5] (0:11.14)	1:23.64 [2] (0:11.09)	1:12.55 [1] (0:11.57)	1:00.98 [2] (0:12.07)	0:48.91 [2] (0:11.99)	0:36.92 [3] (0:12.08)	0:24.84 [5] (0:12.21)	0:12.63 [5] (0:12.63)			
Average Speed [km/h]	37.3	63.9	64.7	62.2	59.9	60.1	59.9	59.0	57.1			
Top Speed [km/h]	62.4	65.5	65.9	64.3	61.5	61.5	61.0	60.1	59.1			
Avg. Dist. to Rail [m]	5.5	1.6	1.7	0.4	1.0	1.0	0.5	4.8	6.9			
Avg. Stride Freq. [Hz]	2.2	2.5	2.4	2.4	2.3	2.4	2.4	2.4	2.3			
Avg. Stride Length [m]	4.7	7.1	7.4	7.3	7.1	7.1	7.0	7.0	6.8			



- [] Ranking at each section and finish
- .-.- No data available at this section
- NA No data available



Horse/Jockey Name	Aiolos
Final Rank	6
Fastest Section Time (Section)	0:09.96 (Overall)
Top Speed [km/h] (Section)	66.1 (1600m)
Race State	Finished



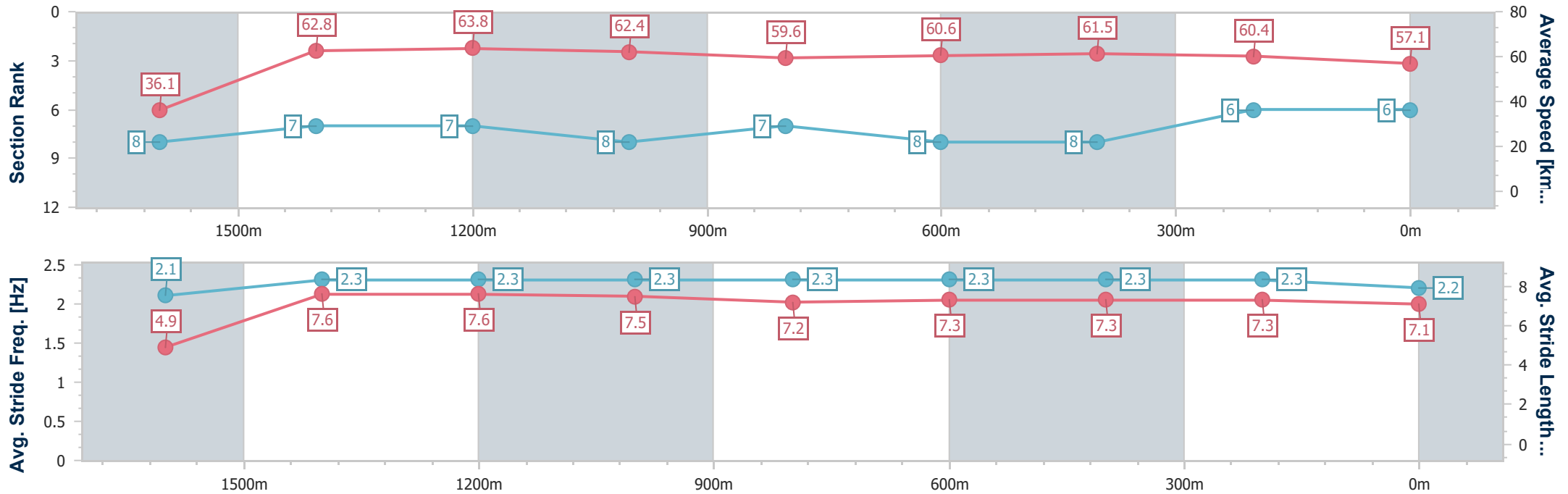
Aquis Park Gold Coast QLD Professional
 Race 7: BENNINGTON LUXURY PERFORMANCE BOATS
 BENCHMARK 60 Handicap - 1700m



10 December 2022 - 16:48

Track Rating: Good 4, Weather: Overcast, Rail Position: +3m1800-350m +3mC/way

Section	Overall	1600m	1400m	1200m	1000m	800m	600m	400m	200m			
Section Times	1:44.44 [6] (0:09.96)	1:34.48 [8] (0:11.45)	1:23.03 [7] (0:11.28)	1:11.75 [7] (0:11.53)	1:00.22 [8] (0:11.99)	0:48.23 [7] (0:11.93)	0:36.30 [8] (0:11.73)	0:24.57 [8] (0:11.96)	0:12.61 [6] (0:12.61)			
Average Speed [km/h]	36.1	62.8	63.8	62.4	59.6	60.6	61.5	60.4	57.1			
Top Speed [km/h]	59.9	66.1	65.0	64.5	61.8	61.3	62.6	62.1	59.3			
Avg. Dist. to Rail [m]	5.4	0.3	0.9	1.5	1.5	1.2	0.6	4.9	8.0			
Avg. Stride Freq. [Hz]	2.1	2.3	2.3	2.3	2.3	2.3	2.3	2.3	2.2			
Avg. Stride Length [m]	4.9	7.6	7.6	7.5	7.2	7.3	7.3	7.3	7.1			



- [] Ranking at each section and finish
- .-.- No data available at this section
- NA No data available



Horse/Jockey Name	Warcan
Final Rank	7
Fastest Section Time (Section)	0:09.62 (Overall)
Top Speed [km/h] (Section)	65.1 (1400m)
Race State	Finished



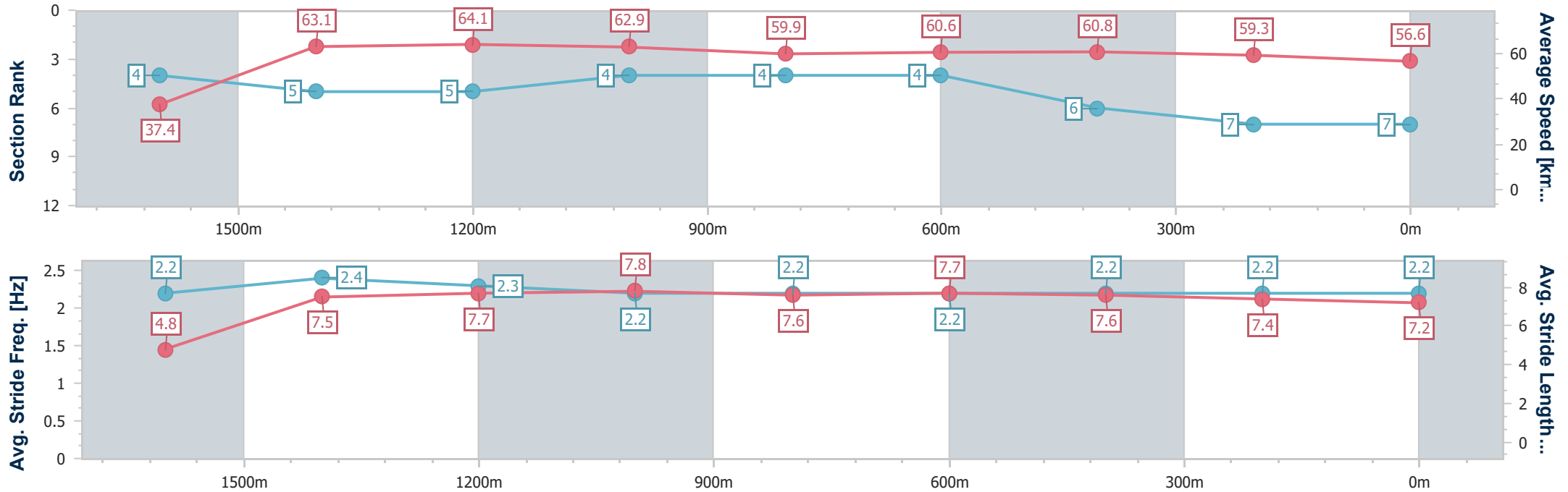
Aquis Park Gold Coast QLD Professional
Race 7: BENNINGTON LUXURY PERFORMANCE BOATS
BENCHMARK 60 Handicap - 1700m



10 December 2022 - 16:48

Track Rating: Good 4, Weather: Overcast, Rail Position: +3m1800-350m +3mC/way

Section	Overall	1600m	1400m	1200m	1000m	800m	600m	400m	200m
Section Times	1:44.57 [7] (0:09.62)	1:34.95 [4] (0:11.46)	1:23.49 [5] (0:11.24)	1:12.25 [5] (0:11.42)	1:00.83 [4] (0:12.02)	0:48.81 [4] (0:11.90)	0:36.91 [4] (0:11.97)	0:24.94 [6] (0:12.21)	0:12.73 [7] (0:12.73)
Average Speed [km/h]	37.4	63.1	64.1	62.9	59.9	60.6	60.8	59.3	56.6
Top Speed [km/h]	61.4	64.5	65.1	63.9	61.3	61.3	61.7	60.3	58.4
Avg. Dist. to Rail [m]	6.1	0.8	0.5	0.7	0.4	1.2	2.0	7.6	9.8
Avg. Stride Freq. [Hz]	2.2	2.4	2.3	2.2	2.2	2.2	2.2	2.2	2.2
Avg. Stride Length [m]	4.8	7.5	7.7	7.8	7.6	7.7	7.6	7.4	7.2



- [] Ranking at each section and finish
- .-.- No data available at this section
- NA No data available



Horse/Jockey Name	Geostorm
Final Rank	8
Fastest Section Time (Section)	0:09.53 (Overall)
Top Speed [km/h] (Section)	67.0 (1600m)
Race State	Finished



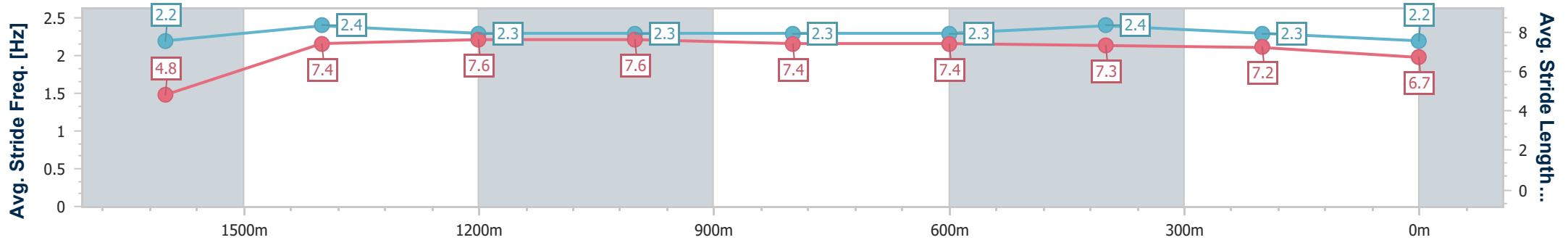
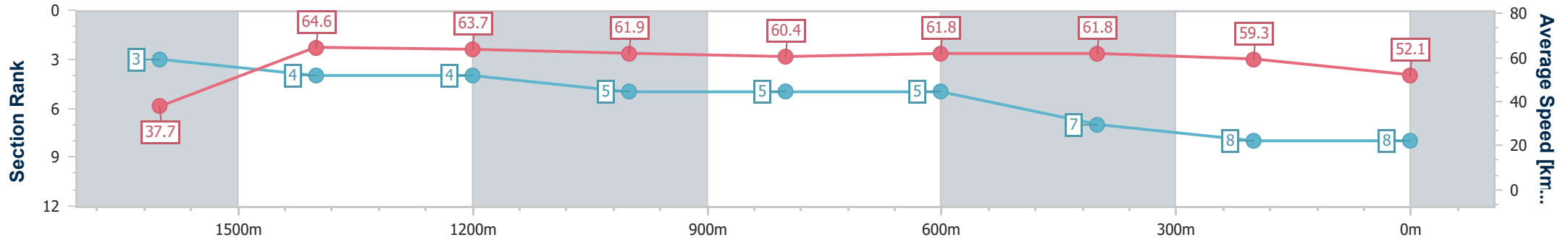
Aquis Park Gold Coast QLD Professional
 Race 7: BENNINGTON LUXURY PERFORMANCE BOATS
 BENCHMARK 60 Handicap - 1700m



10 December 2022 - 16:48

Track Rating: Good 4, Weather: Overcast, Rail Position: +3m1800-350m +3mC/way

Section	Overall	1600m	1400m	1200m	1000m	800m	600m	400m	200m
Section Times	1:45.75 [8] (0:09.53)	1:36.22 [3] (0:11.35)	1:24.87 [4] (0:11.40)	1:13.47 [4] (0:11.62)	1:01.85 [5] (0:12.08)	0:49.77 [5] (0:11.76)	0:38.01 [5] (0:11.96)	0:26.05 [7] (0:12.22)	0:13.83 [8] (0:13.83)
Average Speed [km/h]	37.7	64.6	63.7	61.9	60.4	61.8	61.8	59.3	52.1
Top Speed [km/h]	61.8	67.0	66.2	63.0	60.8	63.7	63.6	61.1	56.8
Avg. Dist. to Rail [m]	6.7	2.9	5.1	4.0	2.3	2.6	4.8	10.0	11.8
Avg. Stride Freq. [Hz]	2.2	2.4	2.3	2.3	2.3	2.3	2.4	2.3	2.2
Avg. Stride Length [m]	4.8	7.4	7.6	7.6	7.4	7.4	7.3	7.2	6.7



- [] Ranking at each section and finish
- .-.- No data available at this section
- NA No data available