



# Aquis Park Gold Coast QLD Professional

## Race 8: BUILDING RECTIFICATION SERVICE BENCHMARK 62 Handicap - 1100m

10 December 2022 - 17:20



Track Rating: Good 4, Weather: Overcast, Rail Position: +3m1800-350m +3mC/way

Section		Overall	1000m	800m	600m	400m	200m	Last 600m					
Field Times		1:04.25 (0:08.66)	0:55.59 (0:10.99)	0:44.60 (0:11.24)	0:33.36 (0:11.09)	0:22.27 (0:10.96)	0:11.31 (0:11.31)	0:33.36					
Rank	TAB Horse/Jockey	Barrier	Top Speed [km/h]	Fastest Section							Margin	Distance Travelled [m]	
1	2 PRIME ASSET Ryan Wiggins	8	68.0 1000m	0:08.66 Overall	1:04.25 [1] (0:08.66)	0:55.59 [1] (0:10.99)	0:44.60 [1] (0:11.24)	0:33.36 [1] (0:11.09)	0:22.27 [1] (0:10.96)	0:11.31 [3] (0:11.31)	1:04.25	0:33.36	
2	5 NASHIRA Jag Guthmann-Chester	9	68.2 400m	0:08.76 Overall	1:04.28 [2] (0:08.76)	0:55.52 [3] (0:11.09)	0:44.43 [2] (0:11.23)	0:33.20 [2] (0:11.02)	0:22.18 [3] (0:10.84)	0:11.34 [1] (0:11.34)	0.2L	0:33.20	+2
3	9 DEEPOUR Karl Zechner	3	67.5 400m	0:08.77 Overall	1:04.50 [3] (0:08.77)	0:55.73 [2] (0:11.20)	0:44.53 [3] (0:11.18)	0:33.35 [3] (0:10.99)	0:22.36 [2] (0:10.86)	0:11.50 [2] (0:11.50)	1.5L	0:33.35	-5
4	6 TAPIS MAGIQUE Craig Robertson	6	69.3 600m	0:08.82 Overall	1:04.73 [4] (0:08.82)	0:55.91 [4] (0:11.24)	0:44.67 [4] (0:11.30)	0:33.37 [4] (0:11.12)	0:22.25 [4] (0:10.81)	0:11.44 [4] (0:11.44)	2.8L	0:33.37	+1
5	3 CRACKING THUNDER Luke Dittman	4	68.1 600m	0:09.01 Overall	1:05.10 [5] (0:09.01)	0:56.09 [6] (0:11.28)	0:44.81 [6] (0:11.28)	0:33.53 [6] (0:11.05)	0:22.48 [5] (0:10.97)	0:11.51 [5] (0:11.51)	4.8L	0:33.53	+1
6	7 KABOOM Nathan Thomas	2	66.8 400m	0:08.97 Overall	1:05.30 [6] (0:08.97)	0:56.33 [5] (0:11.28)	0:45.05 [5] (0:11.24)	0:33.81 [5] (0:11.15)	0:22.66 [6] (0:10.99)	0:11.67 [6] (0:11.67)	5.8L	0:33.81	-3
7	4 JUNGLE BLAZE Andrew Spinks	11	67.6 600m	0:09.04 Overall	1:05.41 [7] (0:09.04)	0:56.37 [7] (0:11.51)	0:44.86 [7] (0:11.16)	0:33.70 [7] (0:11.02)	0:22.68 [7] (0:10.98)	0:11.70 [7] (0:11.70)	6.3L	0:33.70	+1

Scratched: Mysterious Art (#1), Master Red (#10), Queenslander (#8), Oregon (#11), Scare Campaign (#12)



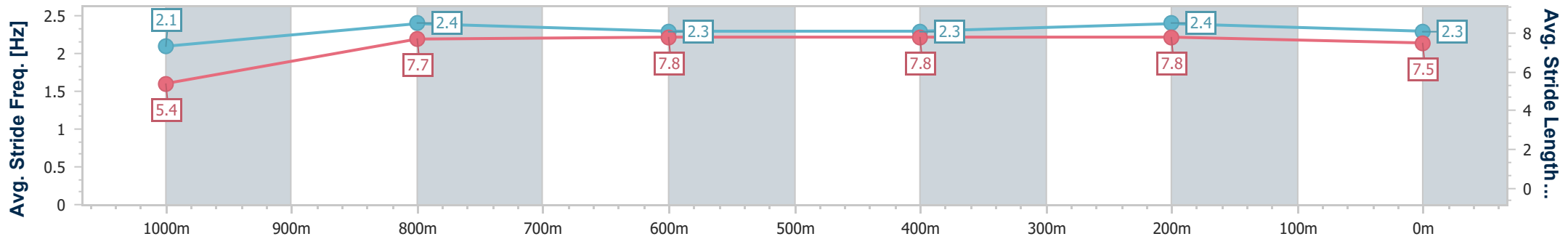
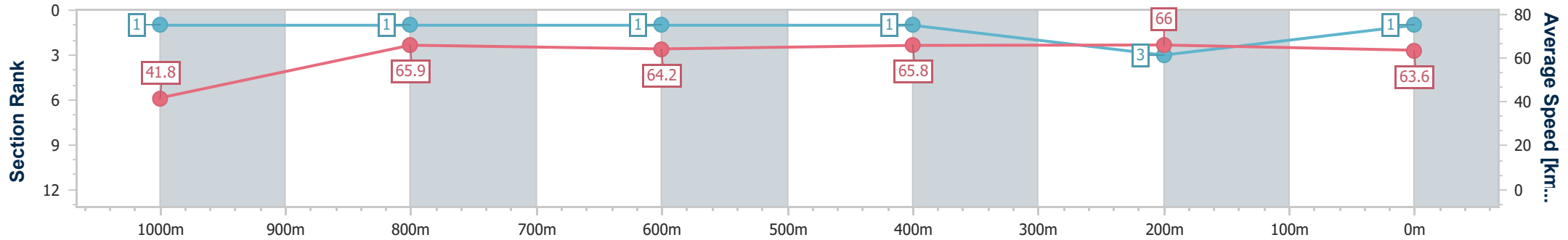
Horse/Jockey Name	Prime Asset
Final Rank	1
Fastest Section Time (Section)	0:08.66 (Overall)
Top Speed [km/h] (Section)	68.0 (1000m)
Race State	Finished



**Aquis Park Gold Coast QLD Professional**  
**Race 8: BUILDING RECTIFICATION SERVICE BENCHMARK 62**  
**Handicap - 1100m**  
**10 December 2022 - 17:20**  
**Track Rating: Good 4, Weather: Overcast, Rail Position: +3m1800-350m +3mC/way**



Section	Overall	1000m	800m	600m	400m	200m									
Section Times	1:04.25 [1] (0:08.66)	0:55.59 [1] (0:10.99)	0:44.60 [1] (0:11.24)	0:33.36 [1] (0:11.09)	0:22.27 [1] (0:10.96)	0:11.31 [3] (0:11.31)									
Average Speed [km/h]	41.8	65.9	64.2	65.8	66.0	63.6									
Top Speed [km/h]	64.3	68.0	65.5	66.7	67.1	66.3									
Avg. Dist. to Rail [m]	6.6	1.2	0.7	2.2	7.4	11.8									
Avg. Stride Freq. [Hz]	2.1	2.4	2.3	2.3	2.4	2.3									
Avg. Stride Length [m]	5.4	7.7	7.8	7.8	7.8	7.5									



- [ ] Ranking at each section and finish
- .-.- No data available at this section
- NA No data available



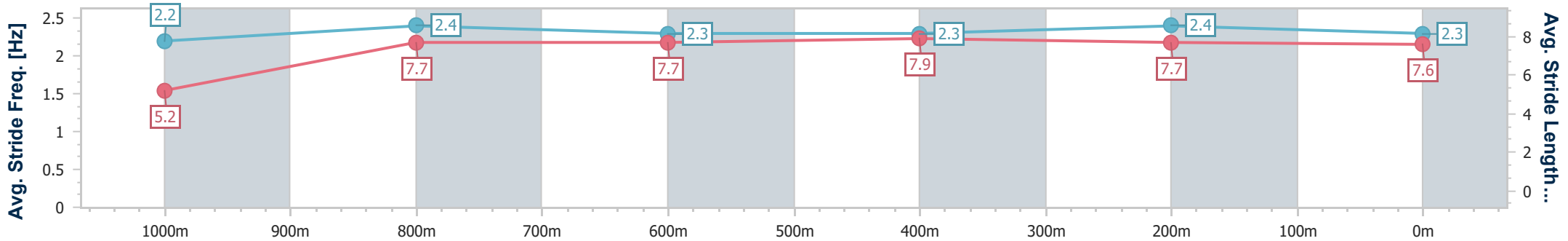
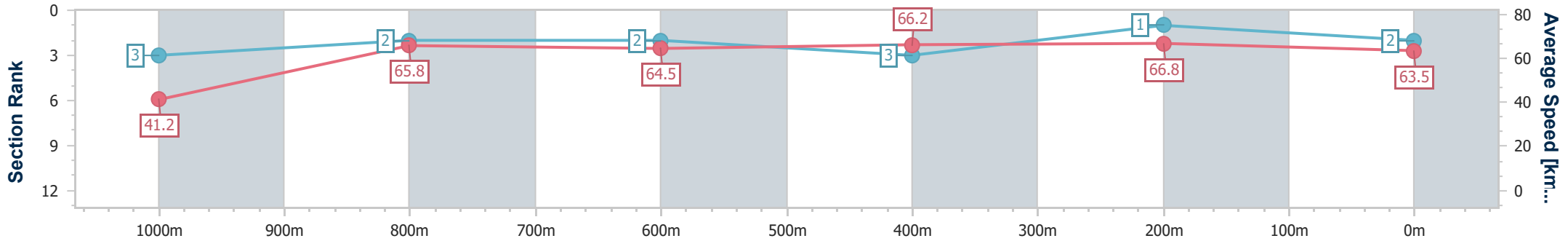
Horse/Jockey Name	Nashira
Final Rank	2
Fastest Section Time (Section)	0:08.76 (Overall)
Top Speed [km/h] (Section)	68.2 (400m)
Race State	Finished



Aquis Park Gold Coast QLD Professional  
 Race 8: BUILDING RECTIFICATION SERVICE BENCHMARK 62  
 Handicap - 1100m  
 10 December 2022 - 17:20  
 Track Rating: Good 4, Weather: Overcast, Rail Position: +3m1800-350m +3mC/way



Section	Overall	1000m	800m	600m	400m	200m
Section Times	1:04.28 [2] (0:08.76)	0:55.52 [3] (0:11.09)	0:44.43 [2] (0:11.23)	0:33.20 [2] (0:11.02)	0:22.18 [3] (0:10.84)	0:11.34 [1] (0:11.34)
Average Speed [km/h]	41.2	65.8	64.5	66.2	66.8	63.5
Top Speed [km/h]	63.6	67.8	65.5	66.8	68.2	66.2
Avg. Dist. to Rail [m]	7.5	2.6	1.6	2.4	7.9	11.8
Avg. Stride Freq. [Hz]	2.2	2.4	2.3	2.3	2.4	2.3
Avg. Stride Length [m]	5.2	7.7	7.7	7.9	7.7	7.6



- [ ] Ranking at each section and finish
- .-.- No data available at this section
- NA No data available



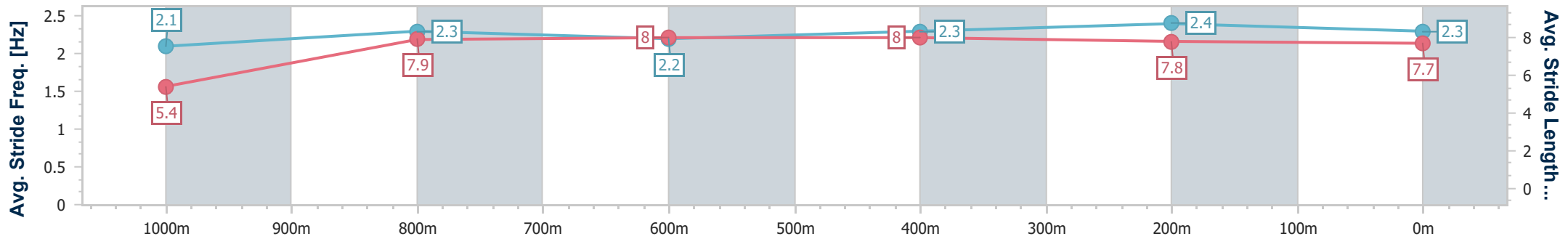
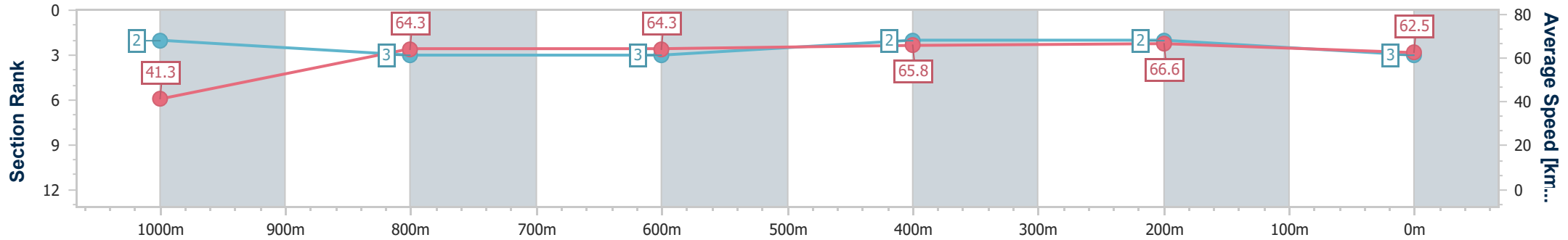
Horse/Jockey Name	Deepour
Final Rank	3
Fastest Section Time (Section)	0:08.77 (Overall)
Top Speed [km/h] (Section)	67.5 (400m)
Race State	Finished



**Aquis Park Gold Coast QLD Professional**  
**Race 8: BUILDING RECTIFICATION SERVICE BENCHMARK 62**  
**Handicap - 1100m**  
**10 December 2022 - 17:20**  
**Track Rating: Good 4, Weather: Overcast, Rail Position: +3m1800-350m +3mC/way**



Section	Overall	1000m	800m	600m	400m	200m								
Section Times	1:04.50 [3] (0:08.77)	0:55.73 [2] (0:11.20)	0:44.53 [3] (0:11.18)	0:33.35 [3] (0:10.99)	0:22.36 [2] (0:10.86)	0:11.50 [2] (0:11.50)								
Average Speed [km/h]	41.3	64.3	64.3	65.8	66.6	62.5								
Top Speed [km/h]	61.4	65.5	65.4	67.2	67.5	65.8								
Avg. Dist. to Rail [m]	4.4	0.2	0.3	0.8	6.1	9.5								
Avg. Stride Freq. [Hz]	2.1	2.3	2.2	2.3	2.4	2.3								
Avg. Stride Length [m]	5.4	7.9	8.0	8.0	7.8	7.7								



- [ ] Ranking at each section and finish
- .-.- No data available at this section
- NA No data available



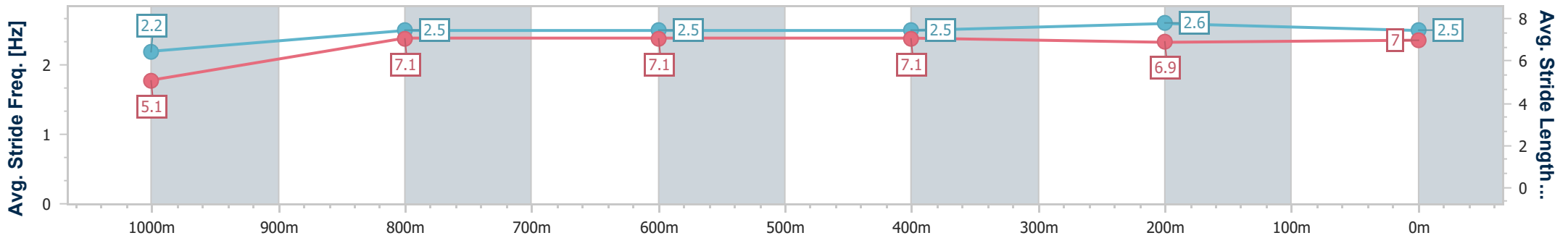
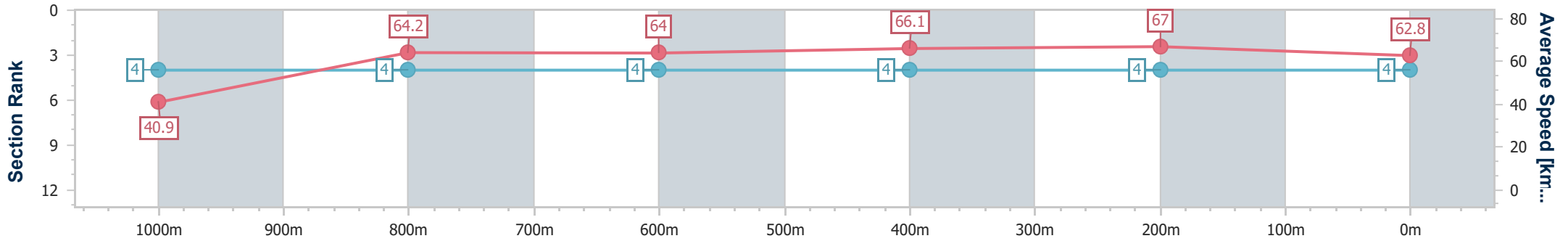
Horse/Jockey Name	Tapis Magique
Final Rank	4
Fastest Section Time (Section)	0:08.82 (Overall)
Top Speed [km/h] (Section)	69.3 (600m)
Race State	Finished



**Aquis Park Gold Coast QLD Professional**  
**Race 8: BUILDING RECTIFICATION SERVICE BENCHMARK 62**  
**Handicap - 1100m**  
**10 December 2022 - 17:20**  
**Track Rating: Good 4, Weather: Overcast, Rail Position: +3m1800-350m +3mC/way**



Section	Overall	1000m	800m	600m	400m	200m
Section Times	1:04.73 [4] (0:08.82)	0:55.91 [4] (0:11.24)	0:44.67 [4] (0:11.30)	0:33.37 [4] (0:11.12)	0:22.25 [4] (0:10.81)	0:11.44 [4] (0:11.44)
Average Speed [km/h]	40.9	64.2	64.0	66.1	67.0	62.8
Top Speed [km/h]	60.3	66.2	65.6	69.3	68.7	67.0
Avg. Dist. to Rail [m]	5.7	0.7	1.3	3.5	10.0	11.8
Avg. Stride Freq. [Hz]	2.2	2.5	2.5	2.5	2.6	2.5
Avg. Stride Length [m]	5.1	7.1	7.1	7.1	6.9	7.0



- [ ] Ranking at each section and finish
- .-.- No data available at this section
- NA No data available

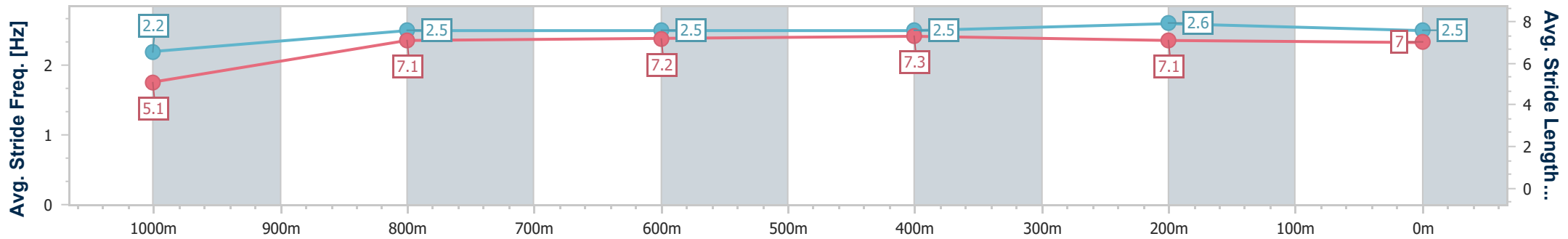
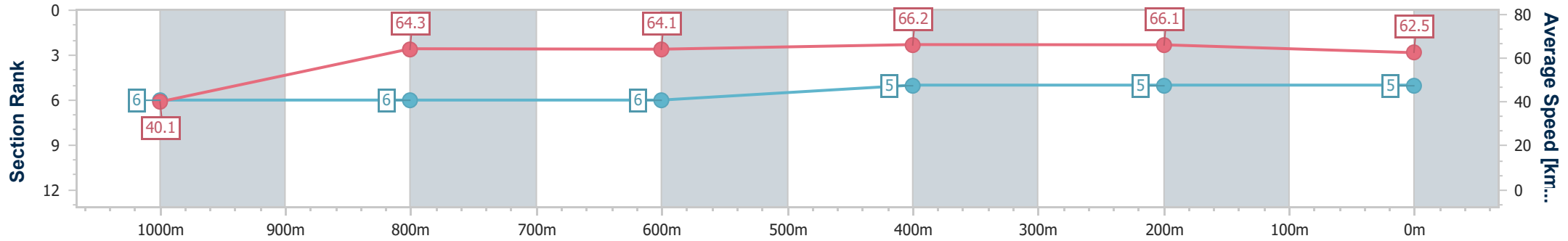


Horse/Jockey Name	Cracking Thunder
Final Rank	5
Fastest Section Time (Section)	0:09.01 (Overall)
Top Speed [km/h] (Section)	68.1 (600m)
Race State	Finished



**Aquis Park Gold Coast QLD Professional**  
**Race 8: BUILDING RECTIFICATION SERVICE BENCHMARK 62** **AQUIS PARK**  
 Handicap - 1100m  
 HOME OF THE GOLD COAST  
 CLUB & SPORT CENTRE  
 10 December 2022 - 17:20  
 Track Rating: Good 4, Weather: Overcast, Rail Position: +3m1800-350m +3mC/way

Section	Overall	1000m	800m	600m	400m	200m
Section Times	1:05.10 [5] (0:09.01)	0:56.09 [6] (0:11.28)	0:44.81 [6] (0:11.28)	0:33.53 [6] (0:11.05)	0:22.48 [5] (0:10.97)	0:11.51 [5] (0:11.51)
Average Speed [km/h]	40.1	64.3	64.1	66.2	66.1	62.5
Top Speed [km/h]	61.2	67.5	64.9	68.1	67.0	66.1
Avg. Dist. to Rail [m]	5.0	1.3	1.5	3.0	9.9	12.4
Avg. Stride Freq. [Hz]	2.2	2.5	2.5	2.5	2.6	2.5
Avg. Stride Length [m]	5.1	7.1	7.2	7.3	7.1	7.0



- [ ] Ranking at each section and finish
- .-.- No data available at this section
- NA No data available



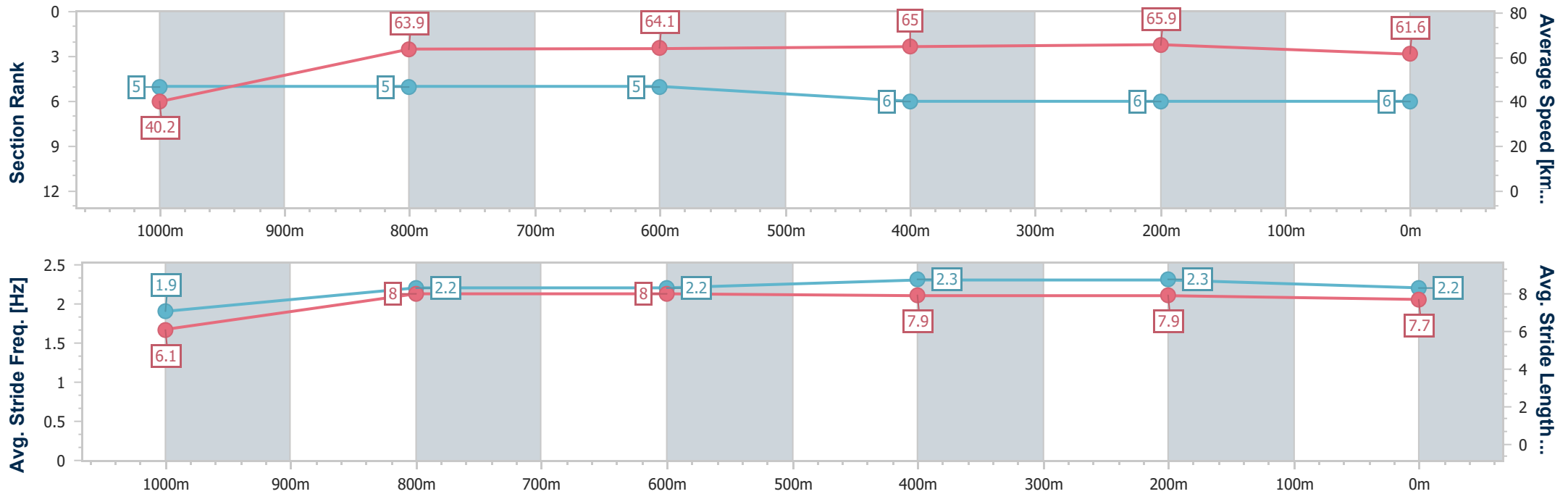
Horse/Jockey Name	Kaboom
Final Rank	6
Fastest Section Time (Section)	0:08.97 (Overall)
Top Speed [km/h] (Section)	66.8 (400m)
Race State	Finished



**Aquis Park Gold Coast QLD Professional**  
**Race 8: BUILDING RECTIFICATION SERVICE BENCHMARK 62**  
**Handicap - 1100m**  
**10 December 2022 - 17:20**  
**Track Rating: Good 4, Weather: Overcast, Rail Position: +3m1800-350m +3mC/way**



Section	Overall	1000m	800m	600m	400m	200m
Section Times	1:05.30 [6] (0:08.97)	0:56.33 [5] (0:11.28)	0:45.05 [5] (0:11.24)	0:33.81 [5] (0:11.15)	0:22.66 [6] (0:10.99)	0:11.67 [6] (0:11.67)
Average Speed [km/h]	40.2	63.9	64.1	65.0	65.9	61.6
Top Speed [km/h]	60.2	65.5	64.7	66.5	66.8	65.2
Avg. Dist. to Rail [m]	3.6	0.2	0.4	1.3	7.0	9.7
Avg. Stride Freq. [Hz]	1.9	2.2	2.2	2.3	2.3	2.2
Avg. Stride Length [m]	6.1	8.0	8.0	7.9	7.9	7.7



- [ ] Ranking at each section and finish
- .-.- No data available at this section
- NA No data available



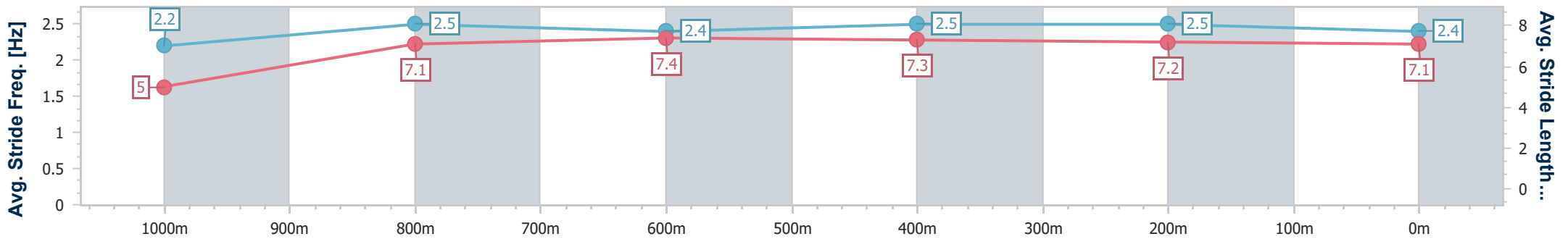
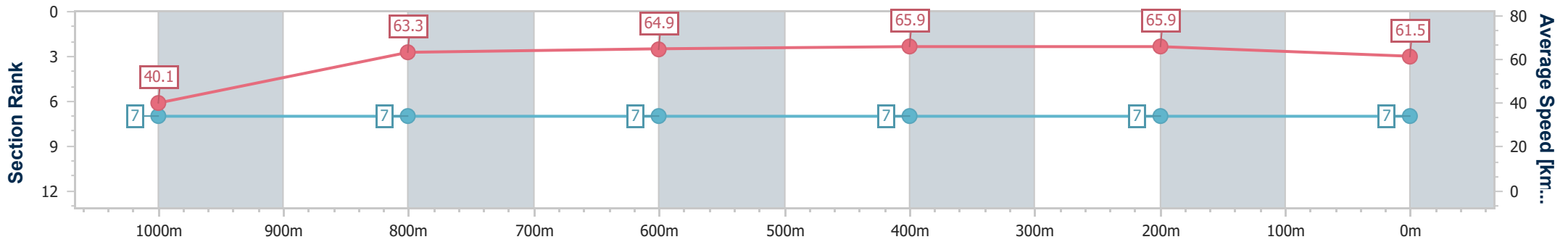
Horse/Jockey Name	Jungle Blaze
Final Rank	7
Fastest Section Time (Section)	0:09.04 (Overall)
Top Speed [km/h] (Section)	67.6 (600m)
Race State	Finished



**Aquis Park Gold Coast QLD Professional**  
**Race 8: BUILDING RECTIFICATION SERVICE BENCHMARK 62**  
**Handicap - 1100m**  
**10 December 2022 - 17:20**  
**Track Rating: Good 4, Weather: Overcast, Rail Position: +3m1800-350m +3mC/way**



Section	Overall	1000m	800m	600m	400m	200m								
Section Times	1:05.41 [7] (0:09.04)	0:56.37 [7] (0:11.51)	0:44.86 [7] (0:11.16)	0:33.70 [7] (0:11.02)	0:22.68 [7] (0:10.98)	0:11.70 [7] (0:11.70)								
Average Speed [km/h]	40.1	63.3	64.9	65.9	65.9	61.5								
Top Speed [km/h]	62.1	65.5	66.0	67.6	66.7	64.5								
Avg. Dist. to Rail [m]	8.1	2.4	1.5	1.4	6.9	9.1								
Avg. Stride Freq. [Hz]	2.2	2.5	2.4	2.5	2.5	2.4								
Avg. Stride Length [m]	5.0	7.1	7.4	7.3	7.2	7.1								



- [ ] Ranking at each section and finish
- .-.- No data available at this section
- NA No data available