

Track Rating: Good 4, Weather: Fine, Rail Position: True

Section		Overall	1200m	1000m	800m	600m	400m	Last 600m				
Field Times		1:26.47 (0:14.34)	1:12.13 (0:12.30)	0:59.83 (0:12.65)	0:47.18 (0:12.59)	0:34.59 (0:12.06)	0:22.53 (0:10.94)	0:34.59				
Rank	TAB Horse/Jockey	Barrier	Top Speed [km/h]	Fastest Section					Distance Travelled [m]			
1	3 MAJESTICS REQUEST Boris Thornton	1	66.8 400m	0:10.94 400m	1:26.47 [1] (0:14.34)	1:12.13 [1] (0:12.30)	0:59.83 [1] (0:12.65)	0:47.18 [1] (0:12.59)	0:34.59 [1] (0:12.06)	0:22.53 [1] (0:10.94)	0:34.59	
2	1 WILMOT PASS James Orman	2	67.4 400m	0:11.00 400m	1:26.49 [2] (0:14.57)	1:11.92 [3] (0:12.15)	0:59.77 [3] (0:12.62)	0:47.15 [3] (0:12.67)	0:34.48 [3] (0:11.95)	0:22.53 [4] (0:11.00)	0:34.48	+2
3	5 JUBAI PRIDE Larry Cassidy	4	66.8 400m	0:11.04 400m	1:26.77 [3] (0:14.50)	1:12.27 [2] (0:12.21)	1:00.06 [2] (0:12.61)	0:47.45 [2] (0:12.66)	0:34.79 [2] (0:12.00)	0:22.79 [2] (0:11.04)	0:34.79	+6
4	4 VETTA VELOCITA Ben Thompson	6	65.7 400m	0:11.22 400m	1:27.21 [4] (0:14.65)	1:12.56 [4] (0:12.26)	1:00.30 [4] (0:12.64)	0:47.66 [4] (0:12.67)	0:34.99 [4] (0:11.77)	0:23.22 [3] (0:11.22)	0:34.99	+5
5	6 FEDERAL AGENT Tegan Harrison	3	64.6 400m	0:11.27 400m	1:27.50 [5] (0:14.83)	1:12.67 [5] (0:12.32)	1:00.35 [5] (0:12.61)	0:47.74 [5] (0:12.67)	0:35.07 [5] (0:11.95)	0:23.12 [5] (0:11.27)	0:35.07	+2

Scratched: Bahamut (#2)



Sunshine Coast QLD Professional

Race 7: TAB Class 4 Handicap - 1400m

23 December 2022 - 21:00



Track Rating: Good 4, Weather: Fine, Rail Position: True

Section				200m				Last 600m		
Field Times				0:11.59 (0:11.59)				0:34.59		
Rank	TAB	Horse/Jockey	Barrier	Top Speed [km/h]	Fastest Section	Margin			Distance Travelled [m]	
1	3	MAJESTICS REQUEST Boris Thornton	1	66.8 400m	0:10.94 400m	0:11.59 [1] (0:11.59)	1:26.47		0:34.59	
2	1	WILMOT PASS James Orman	2	67.4 400m	0:11.00 400m	0:11.53 [3] (0:11.53)	0.02L		0:34.48	+2
3	5	JUBAI PRIDE Larry Cassidy	4	66.8 400m	0:11.04 400m	0:11.75 [2] (0:11.75)	0.3L		0:34.79	+6
4	4	VETTA VELOCITA Ben Thompson	6	65.7 400m	0:11.22 400m	0:12.00 [4] (0:12.00)	0.74L		0:34.99	+5
5	6	FEDERAL AGENT Tegan Harrison	3	64.6 400m	0:11.27 400m	0:11.85 [5] (0:11.85)	1.03L		0:35.07	+2

Scratched: Bahamut (#2)

[] Ranking at each section and finish
 -:-:-:- No data available at this section
 NA No data available

SCN Saddle cloth number
 DNF Did not finish
 DNT Did not track



Horse/Jockey Name	Majestics Request
Final Rank	1
Fastest Section Time (Section)	0:10.94 (400m)
Top Speed [km/h] (Section)	66.8 (400m)
Race State	Finished



Sunshine Coast QLD Professional

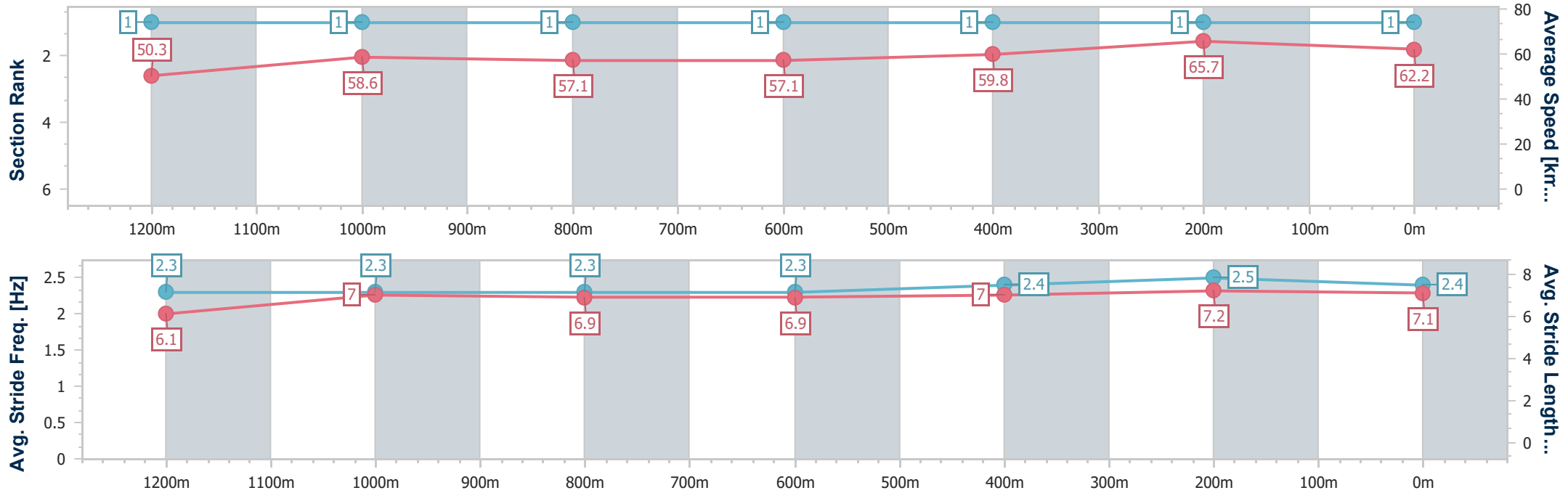
Race 7: TAB Class 4 Handicap - 1400m



23 December 2022 - 21:00

Track Rating: Good 4, Weather: Fine, Rail Position: True

Section	Overall	1200m	1000m	800m	600m	400m	200m
Section Times	1:26.47 [1] (0:14.34)	1:12.13 [1] (0:12.30)	0:59.83 [1] (0:12.65)	0:47.18 [1] (0:12.59)	0:34.59 [1] (0:12.06)	0:22.53 [1] (0:10.94)	0:11.59 [1] (0:11.59)
Average Speed [km/h]	50.3	58.6	57.1	57.1	59.8	65.7	62.2
Top Speed [km/h]	60.7	60.7	58.2	57.9	64.7	66.8	64.8
Avg. Dist. to Rail [m]	6.4	2.7	1.8	0.4	0.3	3.5	5.2
Avg. Stride Freq. [Hz]	2.3	2.3	2.3	2.3	2.4	2.5	2.4
Avg. Stride Length [m]	6.1	7.0	6.9	6.9	7.0	7.2	7.1



- [] Ranking at each section and finish
- .-.- No data available at this section
- NA No data available



Horse/Jockey Name	Wilmot Pass
Final Rank	2
Fastest Section Time (Section)	0:11.00 (400m)
Top Speed [km/h] (Section)	67.4 (400m)
Race State	Finished



Sunshine Coast QLD Professional

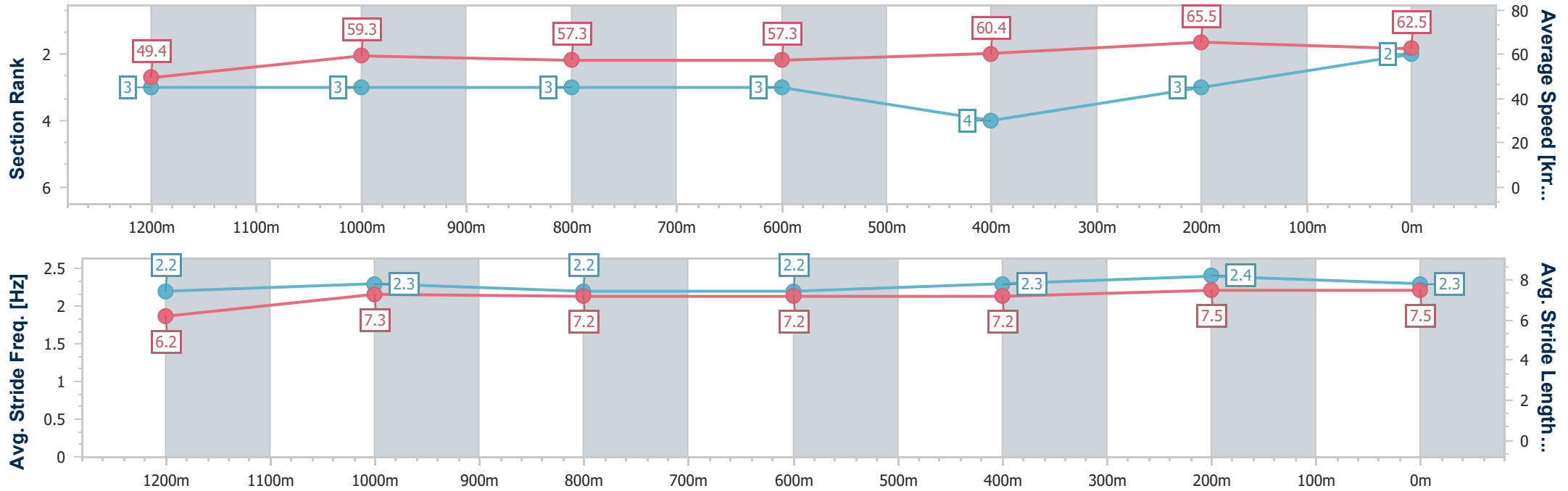
Race 7: TAB Class 4 Handicap - 1400m

23 December 2022 - 21:00

Track Rating: Good 4, Weather: Fine, Rail Position: True



Section	Overall	1200m	1000m	800m	600m	400m	200m
Section Times	1:26.49 [2] (0:14.57)	1:11.92 [3] (0:12.15)	0:59.77 [3] (0:12.62)	0:47.15 [3] (0:12.67)	0:34.48 [3] (0:11.95)	0:22.53 [4] (0:11.00)	0:11.53 [3] (0:11.53)
Average Speed [km/h]	49.4	59.3	57.3	57.3	60.4	65.5	62.5
Top Speed [km/h]	59.9	60.6	58.3	57.5	63.8	67.4	66.2
Avg. Dist. to Rail [m]	6.8	2.8	2.4	1.5	0.3	3.6	4.9
Avg. Stride Freq. [Hz]	2.2	2.3	2.2	2.2	2.3	2.4	2.3
Avg. Stride Length [m]	6.2	7.3	7.2	7.2	7.2	7.5	7.5



- [] Ranking at each section and finish
- .-.- No data available at this section
- NA No data available



Horse/Jockey Name	Jubai Pride
Final Rank	3
Fastest Section Time (Section)	0:11.04 (400m)
Top Speed [km/h] (Section)	66.8 (400m)
Race State	Finished



Sunshine Coast QLD Professional

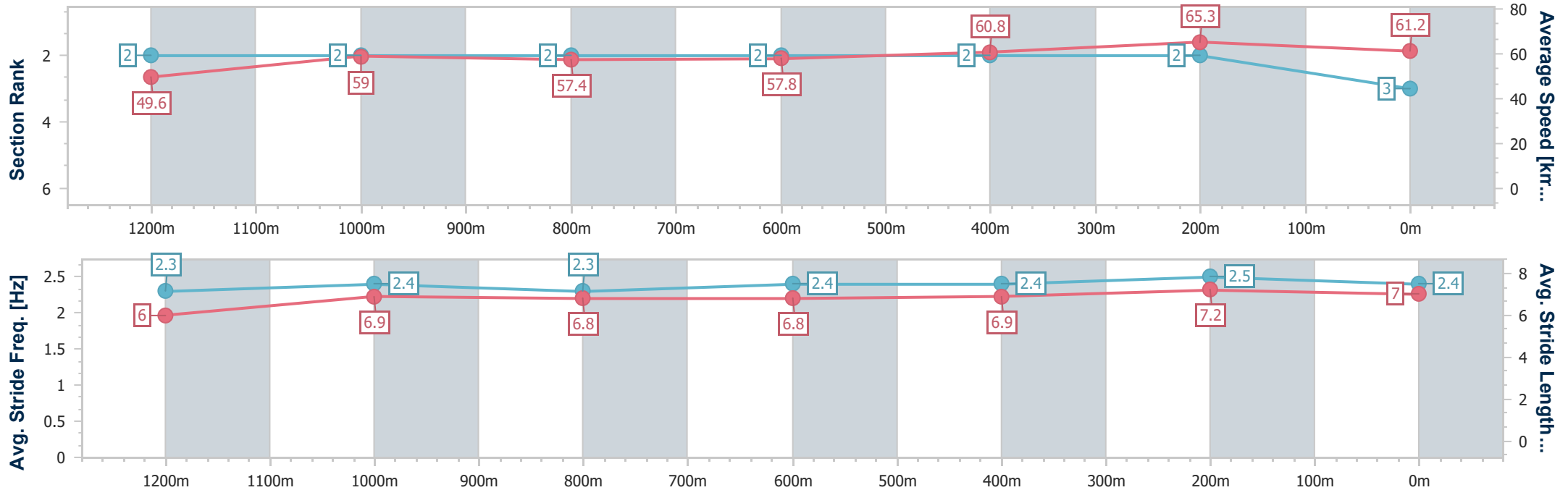
Race 7: TAB Class 4 Handicap - 1400m

23 December 2022 - 21:00

Track Rating: Good 4, Weather: Fine, Rail Position: True



Section	Overall	1200m	1000m	800m	600m	400m	200m
Section Times	1:26.77 [3] (0:14.50)	1:12.27 [2] (0:12.21)	1:00.06 [2] (0:12.61)	0:47.45 [2] (0:12.66)	0:34.79 [2] (0:12.00)	0:22.79 [2] (0:11.04)	0:11.75 [2] (0:11.75)
Average Speed [km/h]	49.6	59.0	57.4	57.8	60.8	65.3	61.2
Top Speed [km/h]	60.2	60.2	58.8	59.0	63.5	66.8	64.2
Avg. Dist. to Rail [m]	8.0	3.9	3.1	2.4	2.3	4.5	5.5
Avg. Stride Freq. [Hz]	2.3	2.4	2.3	2.4	2.4	2.5	2.4
Avg. Stride Length [m]	6.0	6.9	6.8	6.8	6.9	7.2	7.0



- [] Ranking at each section and finish
- .-.- No data available at this section
- NA No data available



Horse/Jockey Name	Vetta Velocita
Final Rank	4
Fastest Section Time (Section)	0:11.22 (400m)
Top Speed [km/h] (Section)	65.7 (400m)
Race State	Finished



Sunshine Coast QLD Professional

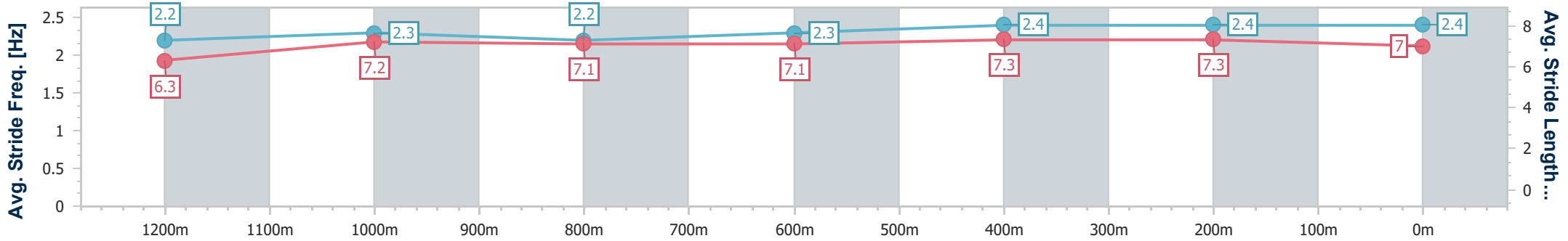
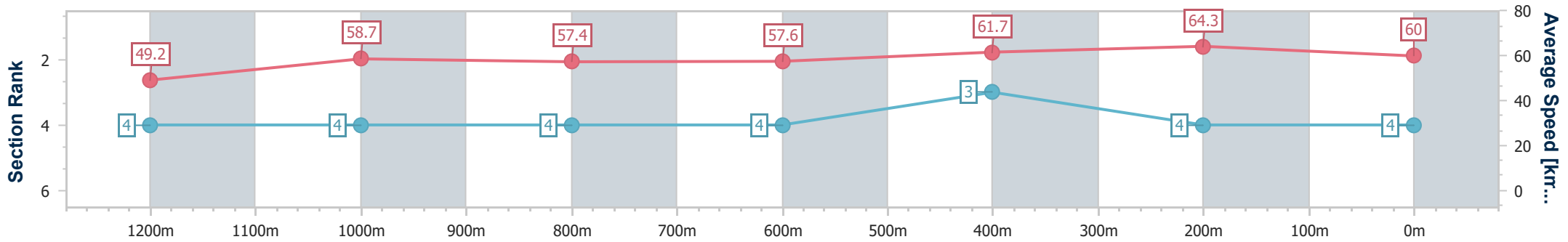
Race 7: TAB Class 4 Handicap - 1400m

23 December 2022 - 21:00

Track Rating: Good 4, Weather: Fine, Rail Position: True



Section	Overall	1200m	1000m	800m	600m	400m	200m
Section Times	1:27.21 [4] (0:14.65)	1:12.56 [4] (0:12.26)	1:00.30 [4] (0:12.64)	0:47.66 [4] (0:12.67)	0:34.99 [4] (0:11.77)	0:23.22 [3] (0:11.22)	0:12.00 [4] (0:12.00)
Average Speed [km/h]	49.2	58.7	57.4	57.6	61.7	64.3	60.0
Top Speed [km/h]	59.3	60.5	58.5	58.7	65.1	65.7	63.3
Avg. Dist. to Rail [m]	8.6	3.6	3.4	2.4	1.5	5.0	7.0
Avg. Stride Freq. [Hz]	2.2	2.3	2.2	2.3	2.4	2.4	2.4
Avg. Stride Length [m]	6.3	7.2	7.1	7.1	7.3	7.3	7.0



- [] Ranking at each section and finish
- .-.- No data available at this section
- NA No data available



Horse/Jockey Name	Federal Agent
Final Rank	5
Fastest Section Time (Section)	0:11.27 (400m)
Top Speed [km/h] (Section)	64.6 (400m)
Race State	Finished



Sunshine Coast QLD Professional

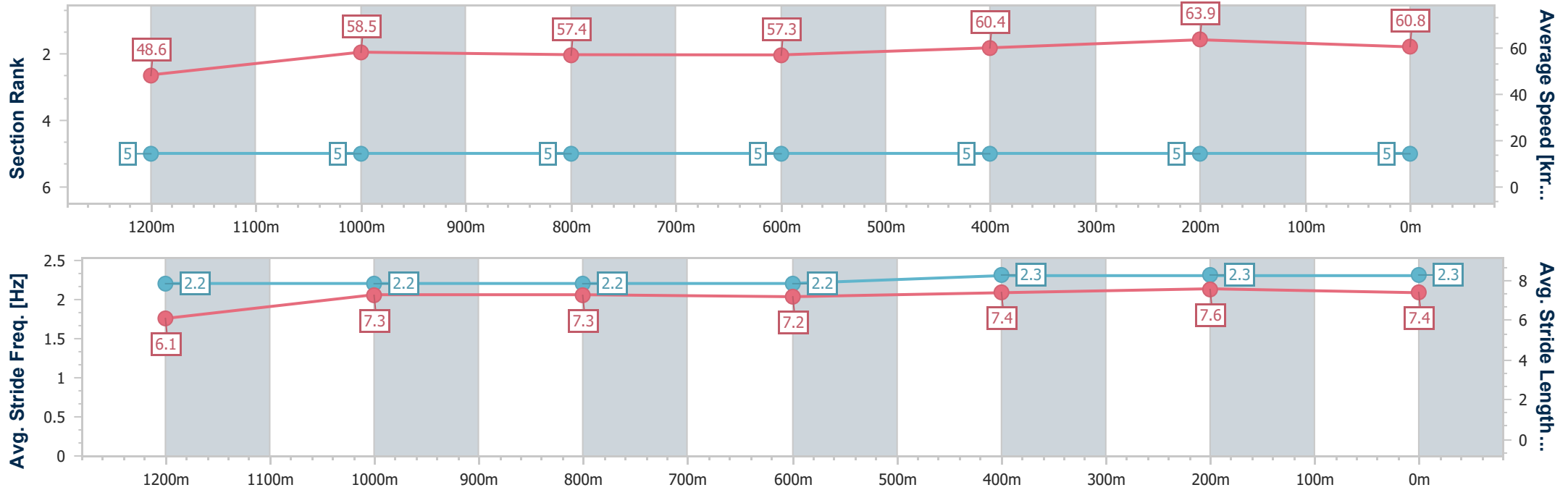
Race 7: TAB Class 4 Handicap - 1400m

23 December 2022 - 21:00

Track Rating: Good 4, Weather: Fine, Rail Position: True



Section	Overall	1200m	1000m	800m	600m	400m	200m
Section Times	1:27.50 [5] (0:14.83)	1:12.67 [5] (0:12.32)	1:00.35 [5] (0:12.61)	0:47.74 [5] (0:12.67)	0:35.07 [5] (0:11.95)	0:23.12 [5] (0:11.27)	0:11.85 [5] (0:11.85)
Average Speed [km/h]	48.6	58.5	57.4	57.3	60.4	63.9	60.8
Top Speed [km/h]	59.8	59.6	58.3	58.4	63.5	64.6	63.0
Avg. Dist. to Rail [m]	7.3	2.8	2.4	1.5	0.4	2.5	3.4
Avg. Stride Freq. [Hz]	2.2	2.2	2.2	2.2	2.3	2.3	2.3
Avg. Stride Length [m]	6.1	7.3	7.3	7.2	7.4	7.6	7.4



- [] Ranking at each section and finish
- .-.- No data available at this section
- NA No data available