



Doomben QLD Professional

Race 1: RACECOURSE VILLAGE Fillies and Mares Maiden Plate - 1200m

11 January 2023 - 12:57



BRISBANE
RACING CLUB

Track Rating: Good 4, Weather: Fine, Rail Position: +6.5m Entire Course

Section		Field Times											Last 600m					
Overall		1000m	800m	600m	400m	200m						0:34.15						
1:09.72		0:56.47	0:45.63	0:34.15	0:22.73	0:11.68												
(0:13.25)		(0:10.84)	(0:11.48)	(0:11.42)	(0:11.05)	(0:11.68)												
Rank	TAB	Horse/Jockey	Barrier	Top Speed [km/h]	Fastest Section												Margin	Distance Travelled [m]
1	5	PIE PARTY	4	68.9	0:10.80	1:09.72 [1]	0:56.40 [2]	0:45.60 [2]	0:34.10 [2]	0:22.63 [2]	0:11.68 [1]	1:09.72	0:34.10					
		Andrew Mallyon		Overall	1000m	(0:13.32)	(0:10.80)	(0:11.50)	(0:11.47)	(0:10.95)	(0:11.68)							
2	1	CLASSIC BOOM	1	67.2	0:10.89	1:09.73 [2]	0:56.05 [6]	0:45.16 [5]	0:33.84 [3]	0:22.48 [3]	0:11.46 [3]	0.05L	0:33.84	-3				
		Boris Thornton		1000m	1000m	(0:13.68)	(0:10.89)	(0:11.32)	(0:11.36)	(0:11.02)	(0:11.46)							
3	6	SWANIC BOOM	5	67.7	0:10.85	1:09.80 [3]	0:55.90 [8]	0:45.05 [8]	0:33.70 [7]	0:22.37 [5]	0:11.40 [5]	0.43L	0:33.70	-2				
		Rikki Jamieson		1000m	1000m	(0:13.90)	(0:10.85)	(0:11.35)	(0:11.33)	(0:10.97)	(0:11.40)							
4	13	YASMEEN	2	68.6	0:10.89	1:09.81 [4]	0:56.32 [3]	0:45.37 [3]	0:33.93 [4]	0:22.48 [4]	0:11.59 [2]	0.51L	0:33.93	+0				
		James Orman		400m	400m	(0:13.49)	(0:10.95)	(0:11.44)	(0:11.45)	(0:10.89)	(0:11.59)							
5	8	HEARSAY	9	67.2	0:10.85	1:10.15 [5]	0:56.04 [10]	0:45.19 [9]	0:33.80 [10]	0:22.47 [9]	0:11.54 [7]	2.54L	0:33.80	-2				
		Samantha Collett		400m	1000m	(0:14.11)	(0:10.85)	(0:11.39)	(0:11.33)	(0:10.93)	(0:11.54)							
6	12	WHITE RIBBON	7	67.9	0:10.89	1:10.26 [6]	0:56.13 [11]	0:45.13 [11]	0:33.97 [9]	0:22.54 [10]	0:11.65 [6]	3.16L	0:33.97	-3				
		Stephanie Thornton		400m	400m	(0:14.13)	(0:11.00)	(0:11.16)	(0:11.43)	(0:10.89)	(0:11.65)							
7	4	OAKFIELD FEATHER	3	68.6	0:10.93	1:10.60 [7]	0:57.01 [4]	0:46.08 [6]	0:34.63 [6]	0:23.21 [6]	0:11.99 [9]	5.14L	0:34.63	+0				
		Melea Castle		1000m	1000m	(0:13.59)	(0:10.93)	(0:11.45)	(0:11.42)	(0:11.22)	(0:11.99)							
8	9	I AM TAKINGTHELOT	8	67.2	0:10.89	1:10.61 [8]	0:56.88 [7]	0:45.99 [7]	0:34.50 [8]	0:23.07 [8]	0:12.01 [8]	5.25L	0:34.50	+4				
		Ben Thompson		1000m	1000m	(0:13.73)	(0:10.89)	(0:11.49)	(0:11.43)	(0:11.06)	(0:12.01)							
9	11	IN BARCELONA	11	69.6	0:10.84	1:10.75 [9]	0:57.50 [1]	0:46.66 [1]	0:35.18 [1]	0:23.76 [1]	0:12.52 [4]	6.03L	0:35.18	-2				
		Larry Cassidy		Overall	1000m	(0:13.25)	(0:10.84)	(0:11.48)	(0:11.42)	(0:11.24)	(0:12.52)							
10	7	DARE I SAY	12	70.1	0:10.85	1:10.99 [10]	0:57.35 [5]	0:46.50 [4]	0:34.97 [5]	0:23.36 [7]	0:12.04 [10]	7.49L	0:34.97	+4				
		Taylor Marshall		1000m	1000m	(0:13.64)	(0:10.85)	(0:11.53)	(0:11.61)	(0:11.32)	(0:12.04)							

Scratched: Lady Sheilack (#2), Idoneus (#10)

[] Ranking at each section and finish
 -:-:- No data available at this section
 NA No data available

SCN Saddle cloth number
 DNF Did not finish
 DNT Did not track



Doomben QLD Professional

Race 1: RACECOURSE VILLAGE Fillies and Mares Maiden Plate - 1200m

11 January 2023 - 12:57



BRISBANE
RACING CLUB

Track Rating: Good 4, Weather: Fine, Rail Position: +6.5m Entire Course

Section	Overall	1000m	800m	600m	400m	200m	Last 600m
Field Times	1:09.72 (0:13.25)	0:56.47 (0:10.84)	0:45.63 (0:11.48)	0:34.15 (0:11.42)	0:22.73 (0:11.05)	0:11.68 (0:11.68)	0:34.15

Rank	TAB	Horse/Jockey	Barrier	Top Speed [km/h]	Fastest Section	Overall	1000m	800m	600m	400m	200m	Margin	Distance Travelled [m]	
11	3	LEISURE GAMES	10	68.2	0:10.98	1:11.42 [11]	0:57.46 [9]	0:46.48 [10]	0:35.11 [11]	0:23.56 [11]	0:12.25 [11]	10L	0:35.11	+7
		Jason Taylor		1000m	1000m	(0:13.96)	(0:10.98)	(0:11.37)	(0:11.55)	(0:11.31)	(0:12.25)			

Scratched: Lady Sheilack (#2), Idoneus (#10)

[] Ranking at each section and finish
 -:-:-:- No data available at this section
 NA No data available

SCN Saddle cloth number
 DNF Did not finish
 DNT Did not track



Horse/Jockey Name	Pie Party
Final Rank	1
Fastest Section Time (Section)	0:10.80 (1000m)
Top Speed [km/h] (Section)	68.9 (Overall)
Race State	Finished

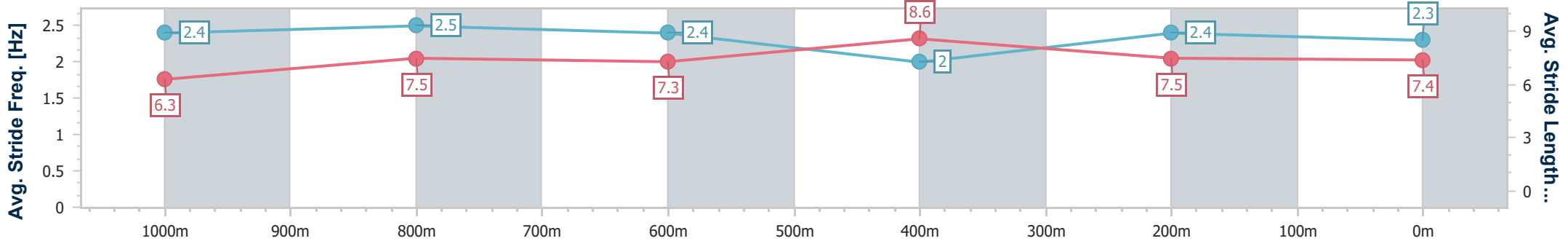
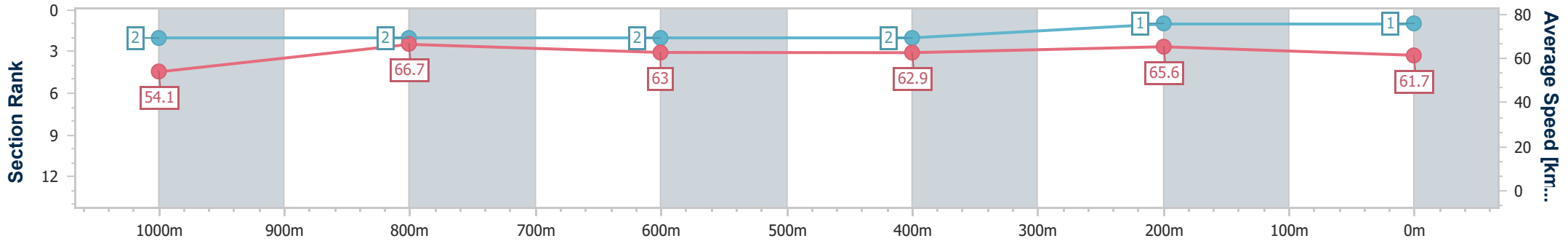


Doomben QLD Professional
Race 1: RACECOURSE VILLAGE Fillies and Mares Maiden Plate - 1200m
 11 January 2023 - 12:57
 Track Rating: Good 4, Weather: Fine, Rail Position: +6.5m Entire Course



BRISBANE RACING CLUB

Section	Overall	1000m	800m	600m	400m	200m
Section Times	1:09.72 [1] (0:13.32)	0:56.40 [2] (0:10.80)	0:45.60 [2] (0:11.50)	0:34.10 [2] (0:11.47)	0:22.63 [2] (0:10.95)	0:11.68 [1] (0:11.68)
Average Speed [km/h]	54.1	66.7	63.0	62.9	65.6	61.7
Top Speed [km/h]	68.9	68.5	65.3	64.5	67.2	64.6
Avg. Dist. to Rail [m]	3.3	0.9	1.1	0.4	0.5	0.7
Avg. Stride Freq. [Hz]	2.4	2.5	2.4	2.0	2.4	2.3
Avg. Stride Length [m]	6.3	7.5	7.3	8.6	7.5	7.4



- [] Ranking at each section and finish
- .-.- No data available at this section
- NA No data available



Horse/Jockey Name	Classic Boom
Final Rank	2
Fastest Section Time (Section)	0:10.89 (1000m)
Top Speed [km/h] (Section)	67.2 (1000m)
Race State	Finished

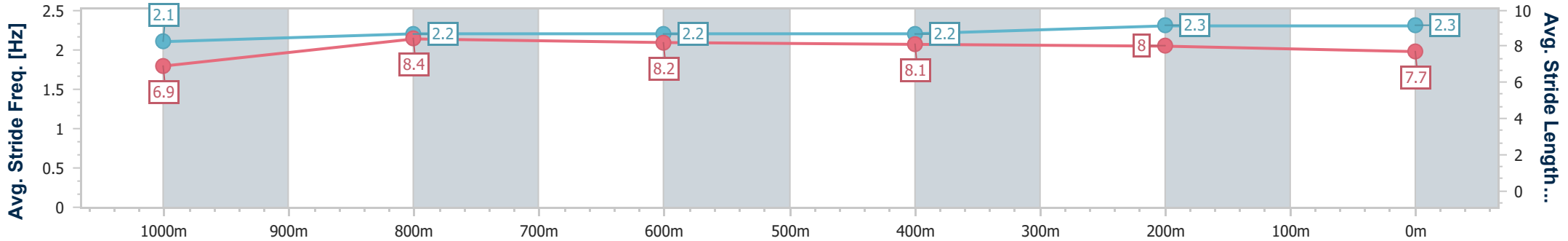
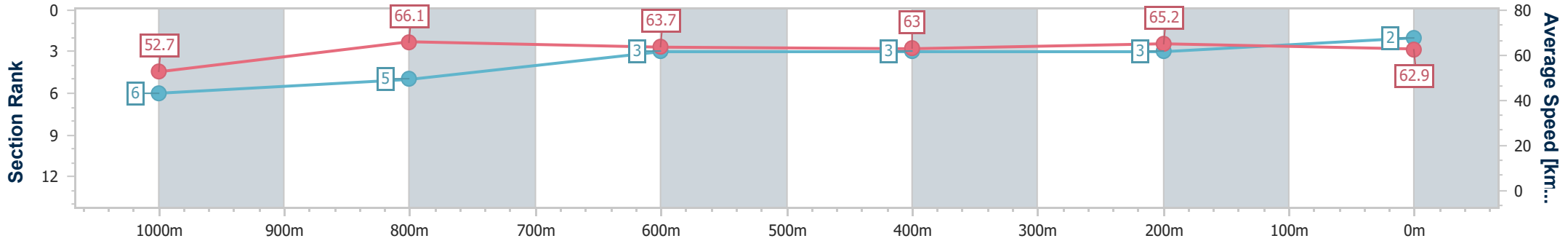


Doomben QLD Professional
Race 1: RACECOURSE VILLAGE Fillies and Mares Maiden Plate - 1200m
 11 January 2023 - 12:57
 Track Rating: Good 4, Weather: Fine, Rail Position: +6.5m Entire Course



BRISBANE RACING CLUB

Section	Overall	1000m	800m	600m	400m	200m
Section Times	1:09.73 [2] (0:13.68)	0:56.05 [6] (0:10.89)	0:45.16 [5] (0:11.32)	0:33.84 [3] (0:11.36)	0:22.48 [3] (0:11.02)	0:11.46 [3] (0:11.46)
Average Speed [km/h]	52.7	66.1	63.7	63.0	65.2	62.9
Top Speed [km/h]	65.6	67.2	65.2	63.9	66.7	65.4
Avg. Dist. to Rail [m]	0.7	0.4	0.2	0.8	0.6	1.9
Avg. Stride Freq. [Hz]	2.1	2.2	2.2	2.2	2.3	2.3
Avg. Stride Length [m]	6.9	8.4	8.2	8.1	8.0	7.7



- [] Ranking at each section and finish
- .-.- No data available at this section
- NA No data available



Horse/Jockey Name	Swanic Boom
Final Rank	3
Fastest Section Time (Section)	0:10.85 (1000m)
Top Speed [km/h] (Section)	67.7 (1000m)
Race State	Finished

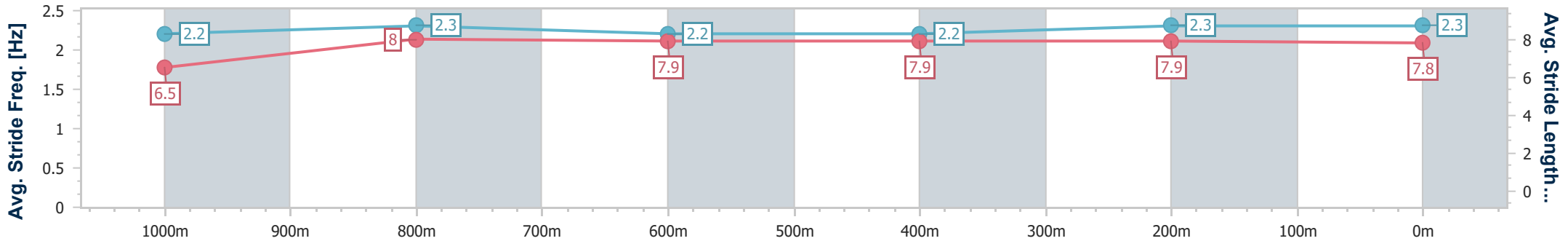
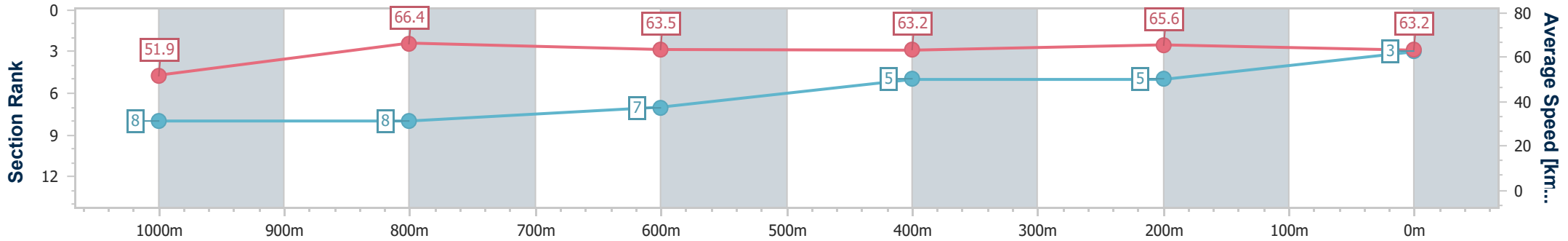


Doomben QLD Professional
Race 1: RACECOURSE VILLAGE Fillies and Mares Maiden
Plate - 1200m
 11 January 2023 - 12:57
 Track Rating: Good 4, Weather: Fine, Rail Position: +6.5m Entire Course



BRISBANE
RACING CLUB

Section	Overall	1000m	800m	600m	400m	200m
Section Times	1:09.80 [3] (0:13.90)	0:55.90 [8] (0:10.85)	0:45.05 [8] (0:11.35)	0:33.70 [7] (0:11.33)	0:22.37 [5] (0:10.97)	0:11.40 [5] (0:11.40)
Average Speed [km/h]	51.9	66.4	63.5	63.2	65.6	63.2
Top Speed [km/h]	66.0	67.7	65.4	64.1	66.8	65.9
Avg. Dist. to Rail [m]	2.6	0.3	0.4	0.6	1.4	1.8
Avg. Stride Freq. [Hz]	2.2	2.3	2.2	2.2	2.3	2.3
Avg. Stride Length [m]	6.5	8.0	7.9	7.9	7.9	7.8



- [] Ranking at each section and finish
- .-.- No data available at this section
- NA No data available



Horse/Jockey Name	Yasmeen
Final Rank	4
Fastest Section Time (Section)	0:10.89 (400m)
Top Speed [km/h] (Section)	68.6 (400m)
Race State	Finished

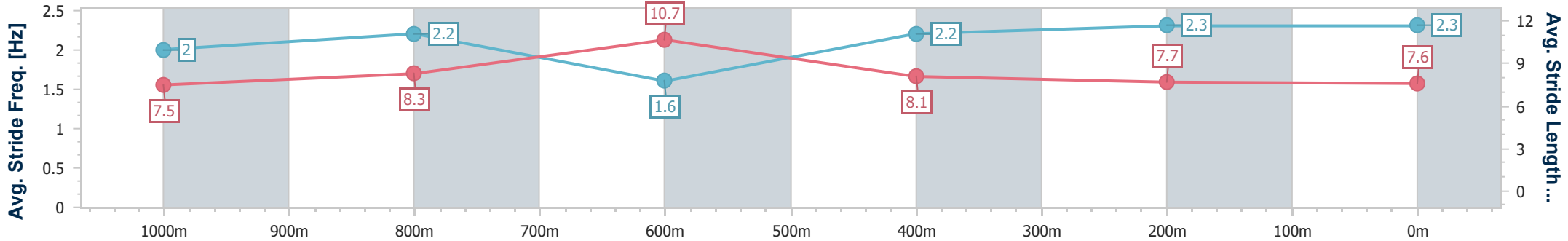
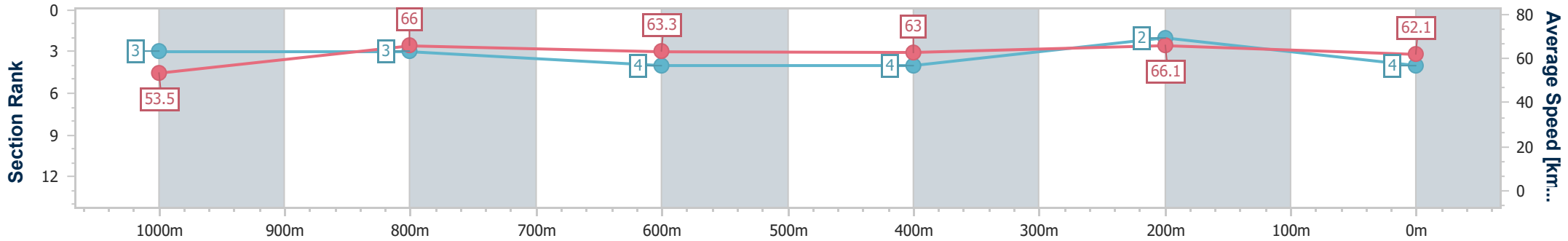


Doomben QLD Professional
Race 1: RACECOURSE VILLAGE Fillies and Mares Maiden
Plate - 1200m
 11 January 2023 - 12:57
 Track Rating: Good 4, Weather: Fine, Rail Position: +6.5m Entire Course



BRISBANE
RACING CLUB

Section	Overall	1000m	800m	600m	400m	200m								
Section Times	1:09.81 [4] (0:13.49)	0:56.32 [3] (0:10.95)	0:45.37 [3] (0:11.44)	0:33.93 [4] (0:11.45)	0:22.48 [4] (0:10.89)	0:11.59 [2] (0:11.59)								
Average Speed [km/h]	53.5	66.0	63.3	63.0	66.1	62.1								
Top Speed [km/h]	68.0	68.1	64.6	64.6	68.6	65.4								
Avg. Dist. to Rail [m]	1.1	1.5	1.0	0.3	0.5	0.4								
Avg. Stride Freq. [Hz]	2.0	2.2	1.6	2.2	2.3	2.3								
Avg. Stride Length [m]	7.5	8.3	10.7	8.1	7.7	7.6								



- [] Ranking at each section and finish
- .-.- No data available at this section
- NA No data available



Horse/Jockey Name	Hearsay
Final Rank	5
Fastest Section Time (Section)	0:10.85 (1000m)
Top Speed [km/h] (Section)	67.2 (400m)
Race State	Finished

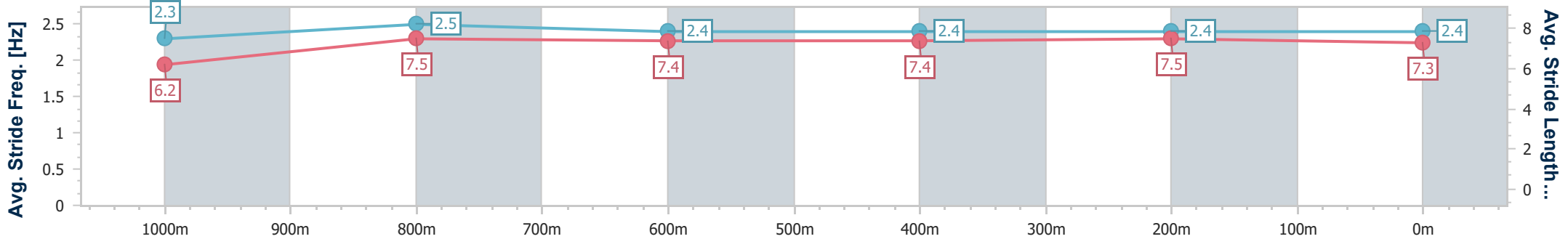
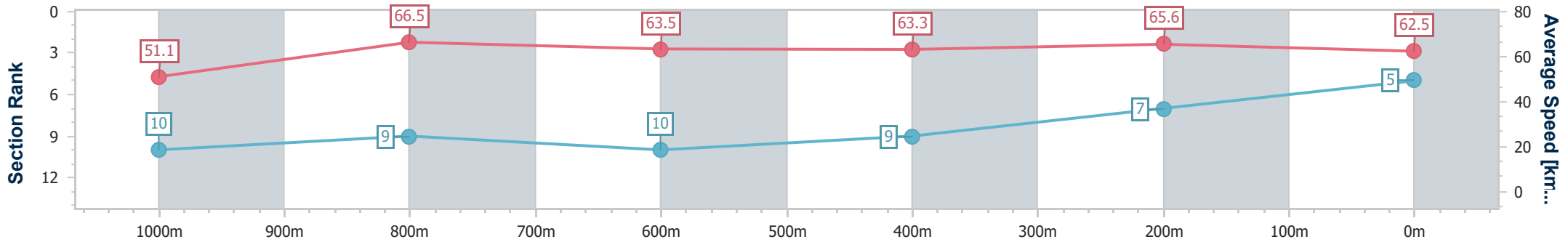


Doomben QLD Professional
Race 1: RACECOURSE VILLAGE Fillies and Mares Maiden
Plate - 1200m
 11 January 2023 - 12:57
 Track Rating: Good 4, Weather: Fine, Rail Position: +6.5m Entire Course



BRISBANE
RACING CLUB

Section	Overall	1000m	800m	600m	400m	200m
Section Times	1:10.15 [5] (0:14.11)	0:56.04 [10] (0:10.85)	0:45.19 [9] (0:11.39)	0:33.80 [10] (0:11.33)	0:22.47 [9] (0:10.93)	0:11.54 [7] (0:11.54)
Average Speed [km/h]	51.1	66.5	63.5	63.3	65.6	62.5
Top Speed [km/h]	66.6	67.1	64.5	64.7	67.2	66.6
Avg. Dist. to Rail [m]	4.6	1.6	0.4	0.5	0.6	1.1
Avg. Stride Freq. [Hz]	2.3	2.5	2.4	2.4	2.4	2.4
Avg. Stride Length [m]	6.2	7.5	7.4	7.4	7.5	7.3



- [] Ranking at each section and finish
- .-.- No data available at this section
- NA No data available



Horse/Jockey Name	White Ribbon
Final Rank	6
Fastest Section Time (Section)	0:10.89 (400m)
Top Speed [km/h] (Section)	67.9 (400m)
Race State	Finished

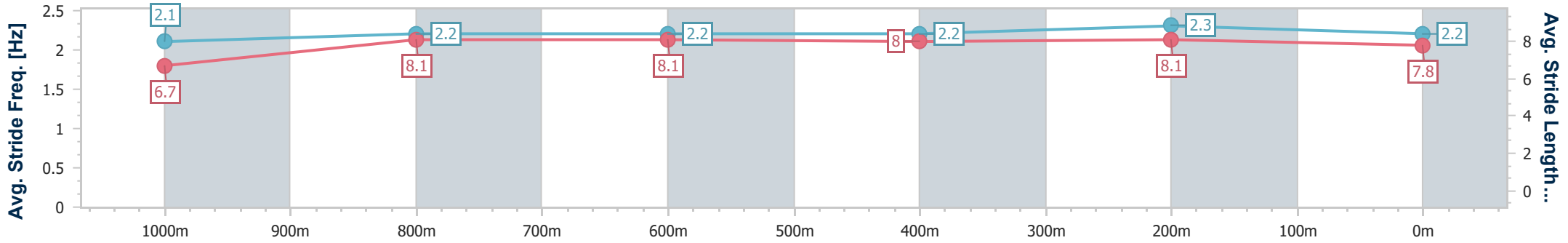
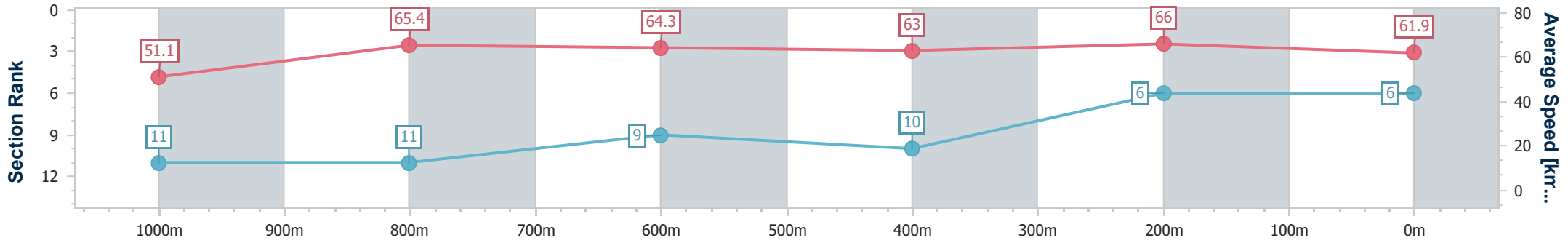


Doomben QLD Professional
Race 1: RACECOURSE VILLAGE Fillies and Mares Maiden
Plate - 1200m
 11 January 2023 - 12:57
 Track Rating: Good 4, Weather: Fine, Rail Position: +6.5m Entire Course



BRISBANE
RACING CLUB

Section	Overall	1000m	800m	600m	400m	200m								
Section Times	1:10.26 [6] (0:14.13)	0:56.13 [11] (0:11.00)	0:45.13 [11] (0:11.16)	0:33.97 [9] (0:11.43)	0:22.54 [10] (0:10.89)	0:11.65 [6] (0:11.65)								
Average Speed [km/h]	51.1	65.4	64.3	63.0	66.0	61.9								
Top Speed [km/h]	65.4	66.5	65.6	63.9	67.9	66.1								
Avg. Dist. to Rail [m]	2.9	0.2	0.8	0.3	0.3	1.1								
Avg. Stride Freq. [Hz]	2.1	2.2	2.2	2.2	2.3	2.2								
Avg. Stride Length [m]	6.7	8.1	8.1	8.0	8.1	7.8								



- [] Ranking at each section and finish
- .-.- No data available at this section
- NA No data available



Horse/Jockey Name	Oakfield Feather
Final Rank	7
Fastest Section Time (Section)	0:10.93 (1000m)
Top Speed [km/h] (Section)	68.6 (1000m)
Race State	Finished

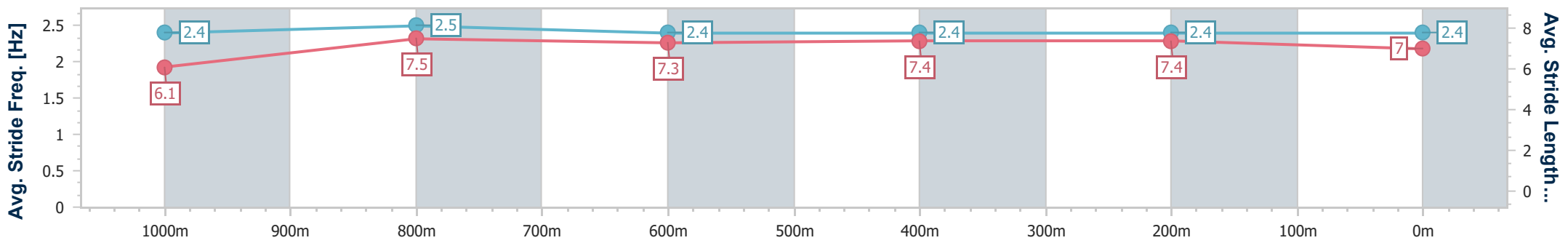
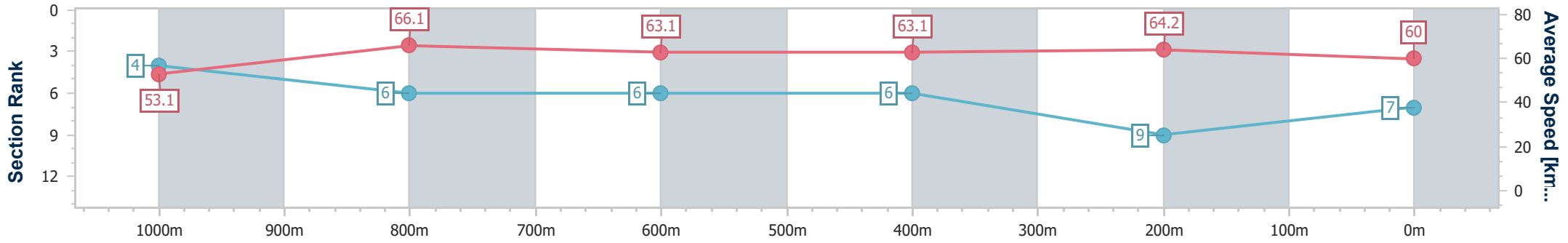


Doomben QLD Professional
Race 1: RACECOURSE VILLAGE Fillies and Mares Maiden Plate - 1200m
 11 January 2023 - 12:57
 Track Rating: Good 4, Weather: Fine, Rail Position: +6.5m Entire Course



BRISBANE RACING CLUB

Section	Overall	1000m	800m	600m	400m	200m								
Section Times	1:10.60 [7] (0:13.59)	0:57.01 [4] (0:10.93)	0:46.08 [6] (0:11.45)	0:34.63 [6] (0:11.42)	0:23.21 [6] (0:11.22)	0:11.99 [9] (0:11.99)								
Average Speed [km/h]	53.1	66.1	63.1	63.1	64.2	60.0								
Top Speed [km/h]	66.3	68.6	64.7	64.4	65.3	64.2								
Avg. Dist. to Rail [m]	3.1	1.9	0.8	0.2	1.8	2.9								
Avg. Stride Freq. [Hz]	2.4	2.5	2.4	2.4	2.4	2.4								
Avg. Stride Length [m]	6.1	7.5	7.3	7.4	7.4	7.0								



- [] Ranking at each section and finish
- .-.- No data available at this section
- NA No data available



Horse/Jockey Name	I Am Takingthelot
Final Rank	8
Fastest Section Time (Section)	0:10.89 (1000m)
Top Speed [km/h] (Section)	67.2 (1000m)
Race State	Finished

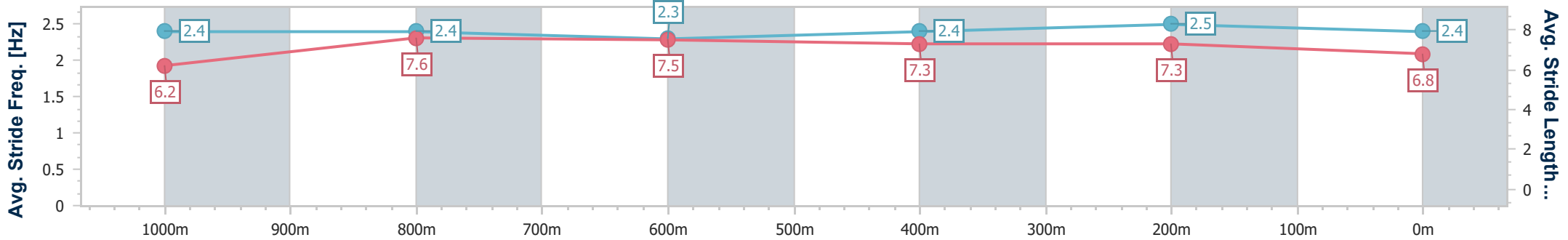
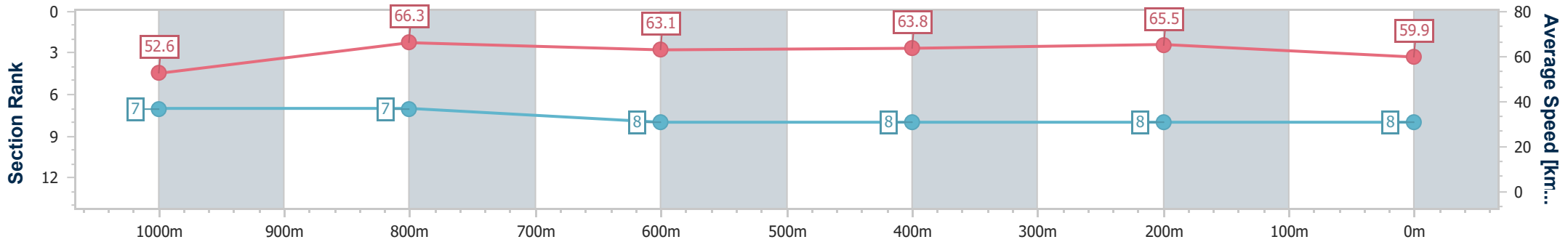


Doomben QLD Professional
Race 1: RACECOURSE VILLAGE Fillies and Mares Maiden
Plate - 1200m
 11 January 2023 - 12:57
 Track Rating: Good 4, Weather: Fine, Rail Position: +6.5m Entire Course



BRISBANE
RACING CLUB

Section	Overall	1000m	800m	600m	400m	200m
Section Times	1:10.61 [8] (0:13.73)	0:56.88 [7] (0:10.89)	0:45.99 [7] (0:11.49)	0:34.50 [8] (0:11.43)	0:23.07 [8] (0:11.06)	0:12.01 [8] (0:12.01)
Average Speed [km/h]	52.6	66.3	63.1	63.8	65.5	59.9
Top Speed [km/h]	66.7	67.2	64.5	64.8	66.4	64.1
Avg. Dist. to Rail [m]	3.5	1.2	1.6	2.0	4.0	5.0
Avg. Stride Freq. [Hz]	2.4	2.4	2.3	2.4	2.5	2.4
Avg. Stride Length [m]	6.2	7.6	7.5	7.3	7.3	6.8



- [] Ranking at each section and finish
- .-.- No data available at this section
- NA No data available



Horse/Jockey Name	In Barcelona
Final Rank	9
Fastest Section Time (Section)	0:10.84 (1000m)
Top Speed [km/h] (Section)	69.6 (Overall)
Race State	Finished

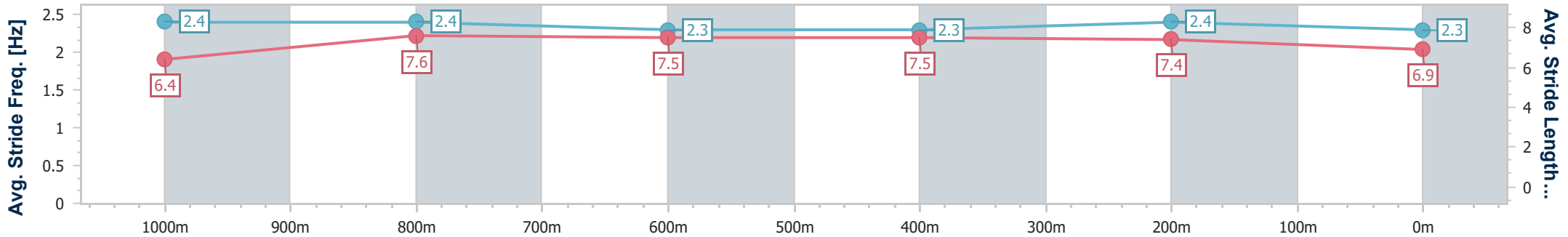
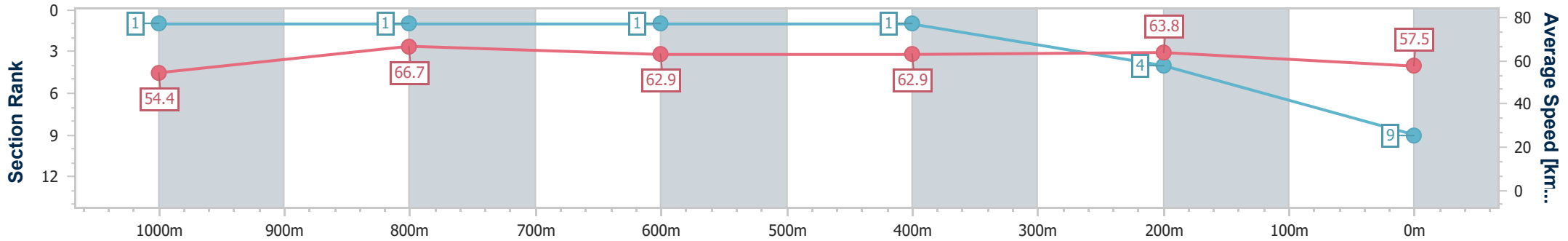


Doomben QLD Professional
Race 1: RACECOURSE VILLAGE Fillies and Mares Maiden
Plate - 1200m
 11 January 2023 - 12:57
 Track Rating: Good 4, Weather: Fine, Rail Position: +6.5m Entire Course



BRISBANE
RACING CLUB

Section	Overall	1000m	800m	600m	400m	200m
Section Times	1:10.75 [9] (0:13.25)	0:57.50 [1] (0:10.84)	0:46.66 [1] (0:11.48)	0:35.18 [1] (0:11.42)	0:23.76 [1] (0:11.24)	0:12.52 [4] (0:12.52)
Average Speed [km/h]	54.4	66.7	62.9	62.9	63.8	57.5
Top Speed [km/h]	69.6	69.5	64.4	64.3	64.8	62.2
Avg. Dist. to Rail [m]	5.4	1.6	0.8	0.7	1.4	1.4
Avg. Stride Freq. [Hz]	2.4	2.4	2.3	2.3	2.4	2.3
Avg. Stride Length [m]	6.4	7.6	7.5	7.5	7.4	6.9



- [] Ranking at each section and finish
- .-.- No data available at this section
- NA No data available



Horse/Jockey Name	Dare I Say
Final Rank	10
Fastest Section Time (Section)	0:10.85 (1000m)
Top Speed [km/h] (Section)	70.1 (1000m)
Race State	Finished

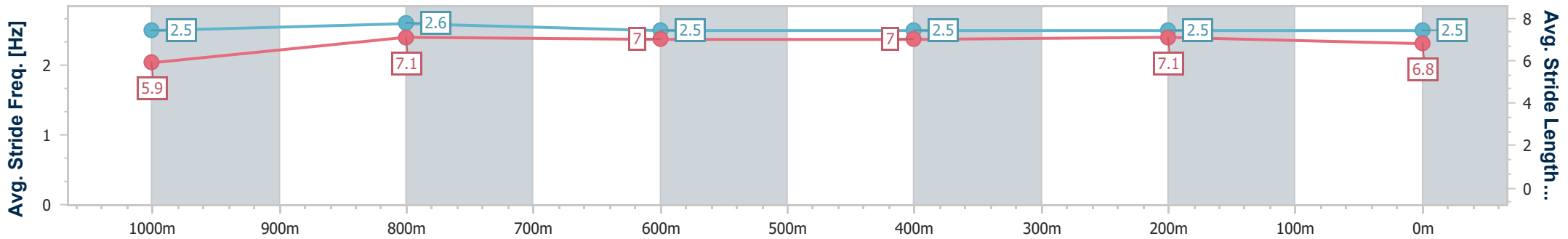
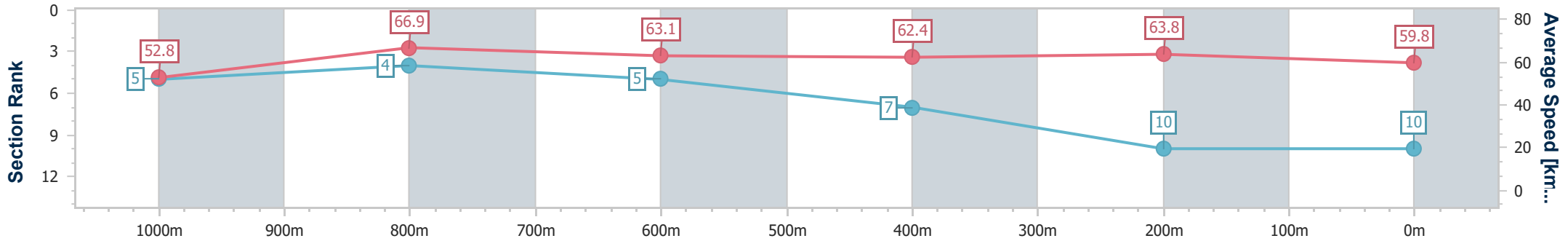


Doomben QLD Professional
Race 1: RACECOURSE VILLAGE Fillies and Mares Maiden
Plate - 1200m
 11 January 2023 - 12:57
 Track Rating: Good 4, Weather: Fine, Rail Position: +6.5m Entire Course



BRISBANE
RACING CLUB

Section	Overall	1000m	800m	600m	400m	200m
Section Times	1:10.99 [10] (0:13.64)	0:57.35 [5] (0:10.85)	0:46.50 [4] (0:11.53)	0:34.97 [5] (0:11.61)	0:23.36 [7] (0:11.32)	0:12.04 [10] (0:12.04)
Average Speed [km/h]	52.8	66.9	63.1	62.4	63.8	59.8
Top Speed [km/h]	69.0	70.1	64.5	63.1	64.8	63.2
Avg. Dist. to Rail [m]	7.5	3.1	2.4	1.2	2.6	4.6
Avg. Stride Freq. [Hz]	2.5	2.6	2.5	2.5	2.5	2.5
Avg. Stride Length [m]	5.9	7.1	7.0	7.0	7.1	6.8



- [] Ranking at each section and finish
- .-.- No data available at this section
- NA No data available



Horse/Jockey Name	Leisure Games
Final Rank	11
Fastest Section Time (Section)	0:10.98 (1000m)
Top Speed [km/h] (Section)	68.2 (1000m)
Race State	Finished

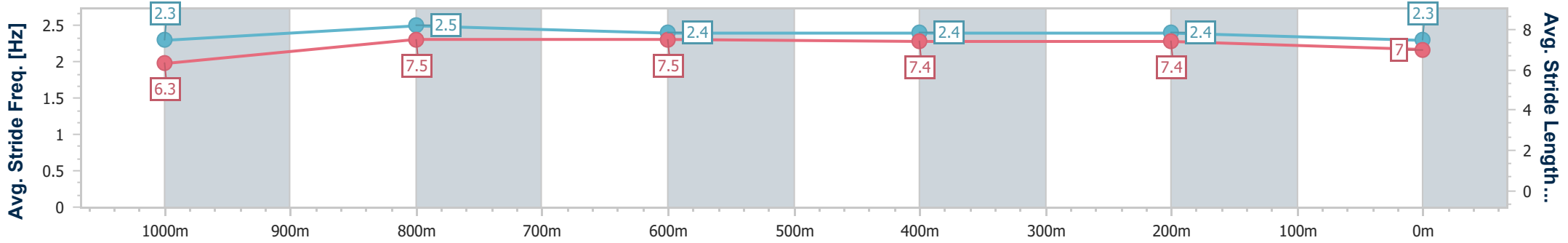
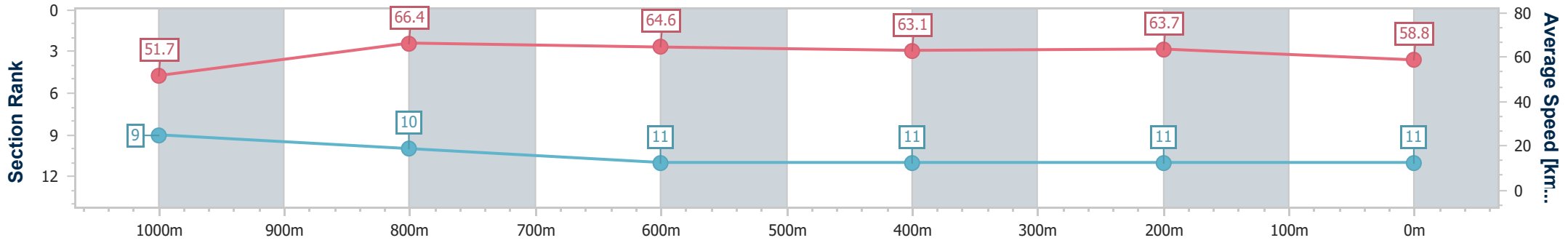


Doomben QLD Professional
Race 1: RACECOURSE VILLAGE Fillies and Mares Maiden Plate - 1200m
 11 January 2023 - 12:57
 Track Rating: Good 4, Weather: Fine, Rail Position: +6.5m Entire Course



BRISBANE RACING CLUB

Section	Overall	1000m	800m	600m	400m	200m
Section Times	1:11.42 [11] (0:13.96)	0:57.46 [9] (0:10.98)	0:46.48 [10] (0:11.37)	0:35.11 [11] (0:11.55)	0:23.56 [11] (0:11.31)	0:12.25 [11] (0:12.25)
Average Speed [km/h]	51.7	66.4	64.6	63.1	63.7	58.8
Top Speed [km/h]	67.3	68.2	66.4	63.9	64.5	61.8
Avg. Dist. to Rail [m]	5.5	3.7	3.7	2.2	1.9	1.8
Avg. Stride Freq. [Hz]	2.3	2.5	2.4	2.4	2.4	2.3
Avg. Stride Length [m]	6.3	7.5	7.5	7.4	7.4	7.0



- [] Ranking at each section and finish
- .-.- No data available at this section
- NA No data available