



Doomben QLD Professional
Race 4: 35 EUREKA STAKES GRADUATES IN 5 YEARS Class 4
Handicap - 1050m
11 January 2023 - 14:54



BRISBANE
RACING CLUB

Track Rating: Good 4, Weather: , Rail Position: +6.5m Entire Course

| Section | | Overall | 1000m | 800m | 600m | 400m | 200m | Last 600m | | | | | |
|-------------|--------------------------------------|----------------------|----------------------|----------------------|--------------------------|--------------------------|--------------------------|--------------------------|--------------------------|--------------------------|---------|------------------------|----|
| Field Times | | 1:00.26 (0:05.19) | 0:55.07 (0:11.03) | 0:44.04 (0:11.12) | 0:32.92 (0:10.86) | 0:22.06 (0:10.59) | 0:11.47 (0:11.47) | 0:32.92 | | | | | |
| Rank | TAB Horse/Jockey | Barrier | Top Speed [km/h] | Fastest Section | Margin | | | | | | | Distance Travelled [m] | |
| 1 | 5 BUYING TIME Brodie Loy | 3 | 69.1 400m | 0:05.22 Overall | 1:00.26 [1] (0:05.22) | 0:55.04 [3] (0:11.29) | 0:43.75 [2] (0:10.83) | 0:32.92 [1] (0:10.86) | 0:22.06 [1] (0:10.59) | 0:11.47 [1] (0:11.47) | 1:00.26 | 0:32.92 | |
| 2 | 1 LUSKIN HERO Luke Dittman | 6 | 68.3 400m | 0:05.19 Overall | 1:00.77 [2] (0:05.19) | 0:55.58 [1] (0:11.48) | 0:44.10 [4] (0:10.91) | 0:33.19 [4] (0:10.85) | 0:22.34 [2] (0:10.72) | 0:11.62 [2] (0:11.62) | 3L | 0:33.19 | +2 |
| 3 | 4 KING OF THE DESERT Ryan Wiggins | 4 | 67.9 800m | 0:05.37 Overall | 1:00.99 [3] (0:05.37) | 0:55.62 [5] (0:11.36) | 0:44.26 [5] (0:11.01) | 0:33.25 [5] (0:10.88) | 0:22.37 [5] (0:10.91) | 0:11.46 [3] (0:11.46) | 4.33L | 0:33.25 | -3 |
| 4 | 7 SINGLE MEMO Jaden Lloyd | 2 | 67.0 600m | 0:05.22 Overall | 1:01.23 [4] (0:05.22) | 0:56.01 [2] (0:11.31) | 0:44.70 [3] (0:11.05) | 0:33.65 [3] (0:10.90) | 0:22.75 [3] (0:11.09) | 0:11.66 [4] (0:11.66) | 5.73L | 0:33.65 | -2 |
| 5 | 6 LILLI LIGHTS OUT Adin Thompson | 5 | 68.1 1000m | 0:05.26 Overall | 1:01.49 [5] (0:05.26) | 0:56.23 [4] (0:10.96) | 0:45.27 [1] (0:11.23) | 0:34.04 [2] (0:11.02) | 0:23.02 [4] (0:11.06) | 0:11.96 [5] (0:11.96) | 7.25L | 0:34.04 | +0 |

Scratched: Goofy Mick (#3), Office Jim (#2)

[] Ranking at each section and finish
 -:-:- No data available at this section
 NA No data available

SCN Saddle cloth number
 DNF Did not finish
 DNT Did not track



| | |
|--------------------------------|-------------------|
| Horse/Jockey Name | Buying Time |
| Final Rank | 1 |
| Fastest Section Time (Section) | 0:05.22 (Overall) |
| Top Speed [km/h] (Section) | 69.1 (400m) |
| Race State | Finished |



Doomben QLD Professional
Race 4: 35 EUREKA STAKES GRADUATES IN 5 YEARS Class 4
Handicap - 1050m

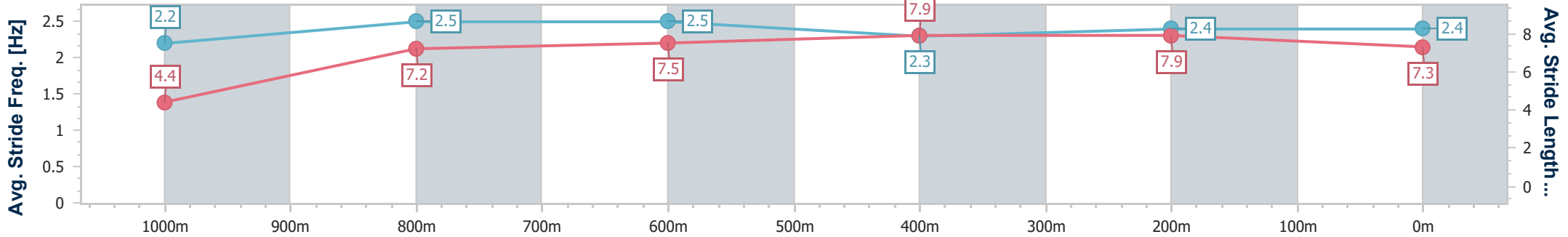
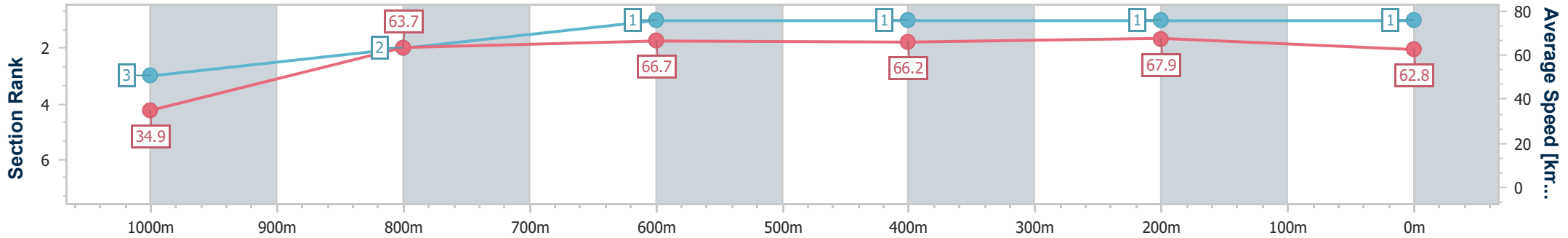


11 January 2023 - 14:54

BRISBANE
RACING CLUB

Track Rating: Good 4, Weather: , Rail Position: +6.5m Entire Course

| Section | Overall | 1000m | 800m | 600m | 400m | 200m |
|------------------------|--------------------------|--------------------------|--------------------------|--------------------------|--------------------------|--------------------------|
| Section Times | 1:00.26 [1] (0:05.22) | 0:55.04 [3] (0:11.29) | 0:43.75 [2] (0:10.83) | 0:32.92 [1] (0:10.86) | 0:22.06 [1] (0:10.59) | 0:11.47 [1] (0:11.47) |
| Average Speed [km/h] | 34.9 | 63.7 | 66.7 | 66.2 | 67.9 | 62.8 |
| Top Speed [km/h] | 57.4 | 67.5 | 68.1 | 68.1 | 69.1 | 67.5 |
| Avg. Dist. to Rail [m] | 1.6 | 0.3 | 0.6 | 0.2 | 0.7 | 0.6 |
| Avg. Stride Freq. [Hz] | 2.2 | 2.5 | 2.5 | 2.3 | 2.4 | 2.4 |
| Avg. Stride Length [m] | 4.4 | 7.2 | 7.5 | 7.9 | 7.9 | 7.3 |



- [] Ranking at each section and finish
- .-.- No data available at this section
- NA No data available



| | |
|--------------------------------|-------------------|
| Horse/Jockey Name | Luskin Hero |
| Final Rank | 2 |
| Fastest Section Time (Section) | 0:05.19 (Overall) |
| Top Speed [km/h] (Section) | 68.3 (400m) |
| Race State | Finished |



Doomben QLD Professional
Race 4: 35 EUREKA STAKES GRADUATES IN 5 YEARS Class 4
Handicap - 1050m

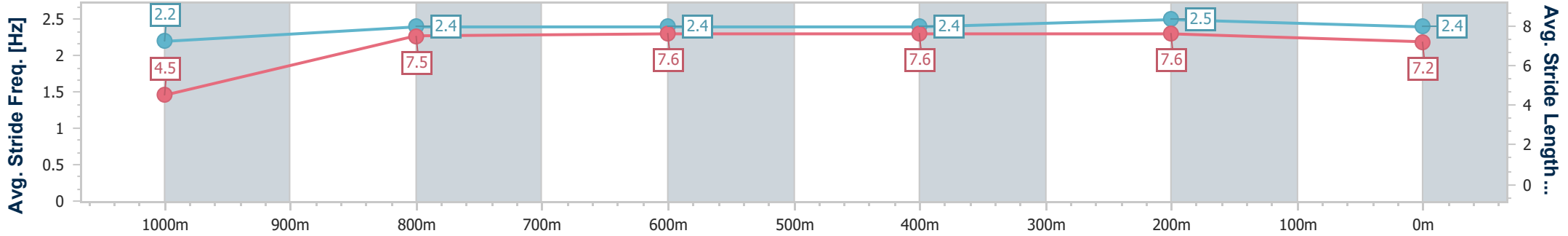
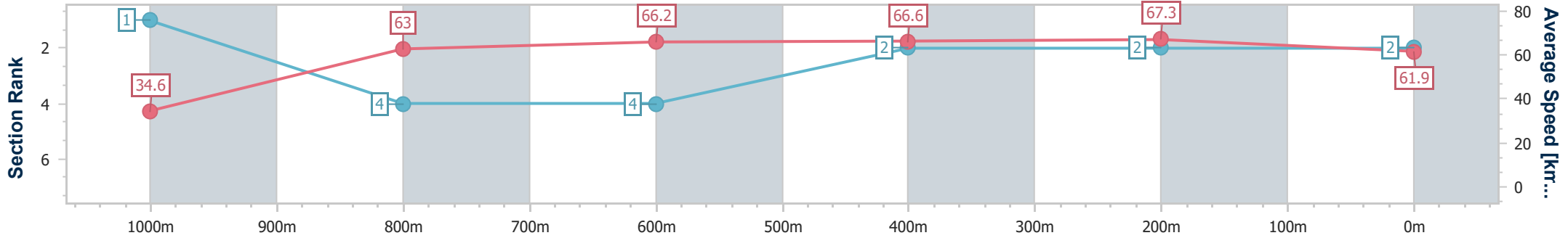


11 January 2023 - 14:54

BRISBANE
RACING CLUB

Track Rating: Good 4, Weather: , Rail Position: +6.5m Entire Course

| Section | Overall | 1000m | 800m | 600m | 400m | 200m |
|------------------------|--------------------------|--------------------------|--------------------------|--------------------------|--------------------------|--------------------------|
| Section Times | 1:00.77 [2] (0:05.19) | 0:55.58 [1] (0:11.48) | 0:44.10 [4] (0:10.91) | 0:33.19 [4] (0:10.85) | 0:22.34 [2] (0:10.72) | 0:11.62 [2] (0:11.62) |
| Average Speed [km/h] | 34.6 | 63.0 | 66.2 | 66.6 | 67.3 | 61.9 |
| Top Speed [km/h] | 60.1 | 66.0 | 67.3 | 68.1 | 68.3 | 65.9 |
| Avg. Dist. to Rail [m] | 4.9 | 2.3 | 0.7 | 0.5 | 1.6 | 0.5 |
| Avg. Stride Freq. [Hz] | 2.2 | 2.4 | 2.4 | 2.4 | 2.5 | 2.4 |
| Avg. Stride Length [m] | 4.5 | 7.5 | 7.6 | 7.6 | 7.6 | 7.2 |



- [] Ranking at each section and finish
- .-.- No data available at this section
- NA No data available



| | |
|--------------------------------|--------------------|
| Horse/Jockey Name | King Of The Desert |
| Final Rank | 3 |
| Fastest Section Time (Section) | 0:05.37 (Overall) |
| Top Speed [km/h] (Section) | 67.9 (800m) |
| Race State | Finished |



Doomben QLD Professional
Race 4: 35 EUREKA STAKES GRADUATES IN 5 YEARS Class 4
Handicap - 1050m

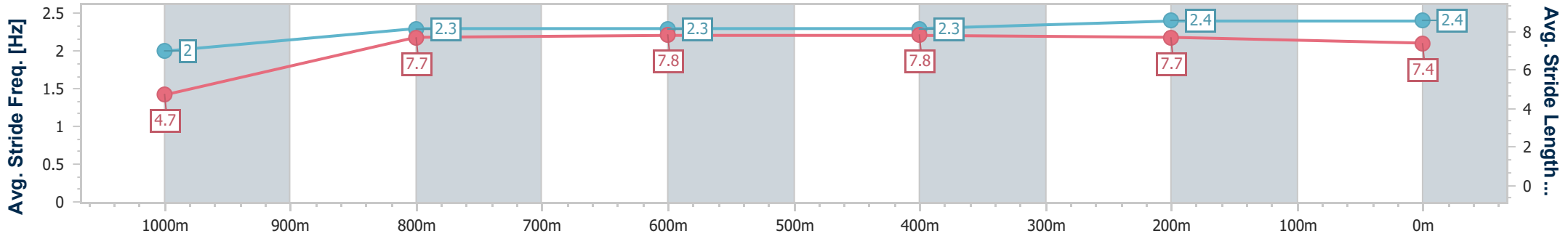
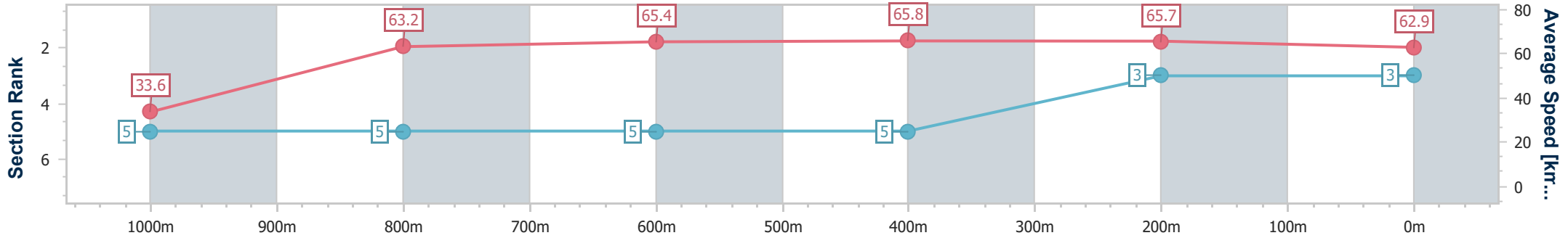


11 January 2023 - 14:54

BRISBANE
RACING CLUB

Track Rating: Good 4, Weather: , Rail Position: +6.5m Entire Course

| Section | Overall | 1000m | 800m | 600m | 400m | 200m |
|------------------------|--------------------------|--------------------------|--------------------------|--------------------------|--------------------------|--------------------------|
| Section Times | 1:00.99 [3] (0:05.37) | 0:55.62 [5] (0:11.36) | 0:44.26 [5] (0:11.01) | 0:33.25 [5] (0:10.88) | 0:22.37 [5] (0:10.91) | 0:11.46 [3] (0:11.46) |
| Average Speed [km/h] | 33.6 | 63.2 | 65.4 | 65.8 | 65.7 | 62.9 |
| Top Speed [km/h] | 58.9 | 66.5 | 67.9 | 66.9 | 67.7 | 65.4 |
| Avg. Dist. to Rail [m] | 2.1 | 0.7 | 0.4 | 0.9 | 1.0 | 0.7 |
| Avg. Stride Freq. [Hz] | 2.0 | 2.3 | 2.3 | 2.3 | 2.4 | 2.4 |
| Avg. Stride Length [m] | 4.7 | 7.7 | 7.8 | 7.8 | 7.7 | 7.4 |



- [] Ranking at each section and finish
- .-.- No data available at this section
- NA No data available



| | |
|--------------------------------|-------------------|
| Horse/Jockey Name | Single Memo |
| Final Rank | 4 |
| Fastest Section Time (Section) | 0:05.22 (Overall) |
| Top Speed [km/h] (Section) | 67.0 (600m) |
| Race State | Finished |

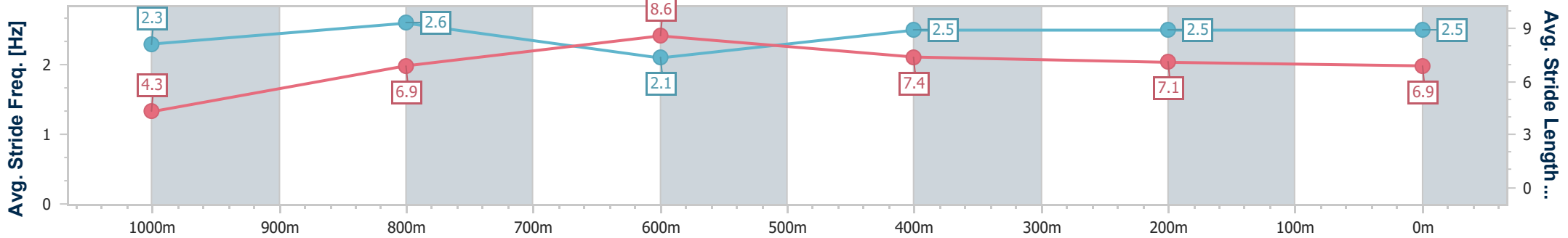
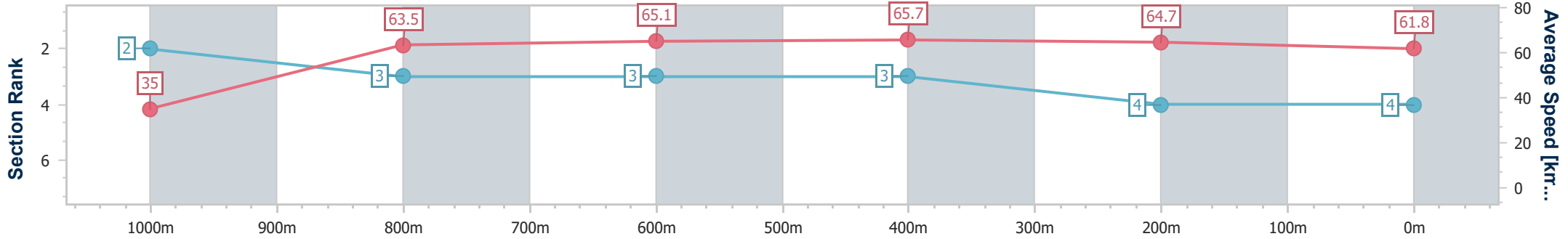


Doomben QLD Professional
Race 4: 35 EUREKA STAKES GRADUATES IN 5 YEARS Class 4
Handicap - 1050m
 11 January 2023 - 14:54
 Track Rating: Good 4, Weather: , Rail Position: +6.5m Entire Course



BRISBANE
RACING CLUB

| Section | Overall | 1000m | 800m | 600m | 400m | 200m |
|------------------------|--------------------------|--------------------------|--------------------------|--------------------------|--------------------------|--------------------------|
| Section Times | 1:01.23 [4] (0:05.22) | 0:56.01 [2] (0:11.31) | 0:44.70 [3] (0:11.05) | 0:33.65 [3] (0:10.90) | 0:22.75 [3] (0:11.09) | 0:11.66 [4] (0:11.66) |
| Average Speed [km/h] | 35.0 | 63.5 | 65.1 | 65.7 | 64.7 | 61.8 |
| Top Speed [km/h] | 56.7 | 65.9 | 66.1 | 67.0 | 65.2 | 65.3 |
| Avg. Dist. to Rail [m] | 1.1 | 0.2 | 0.3 | 1.0 | 1.3 | 3.0 |
| Avg. Stride Freq. [Hz] | 2.3 | 2.6 | 2.1 | 2.5 | 2.5 | 2.5 |
| Avg. Stride Length [m] | 4.3 | 6.9 | 8.6 | 7.4 | 7.1 | 6.9 |



- [] Ranking at each section and finish
- .-.- No data available at this section
- NA No data available



| | |
|--------------------------------|-------------------|
| Horse/Jockey Name | Lilli Lights Out |
| Final Rank | 5 |
| Fastest Section Time (Section) | 0:05.26 (Overall) |
| Top Speed [km/h] (Section) | 68.1 (1000m) |
| Race State | Finished |



Doomben QLD Professional
 Race 4: 35 EUREKA STAKES GRADUATES IN 5 YEARS Class 4
 Handicap - 1050m

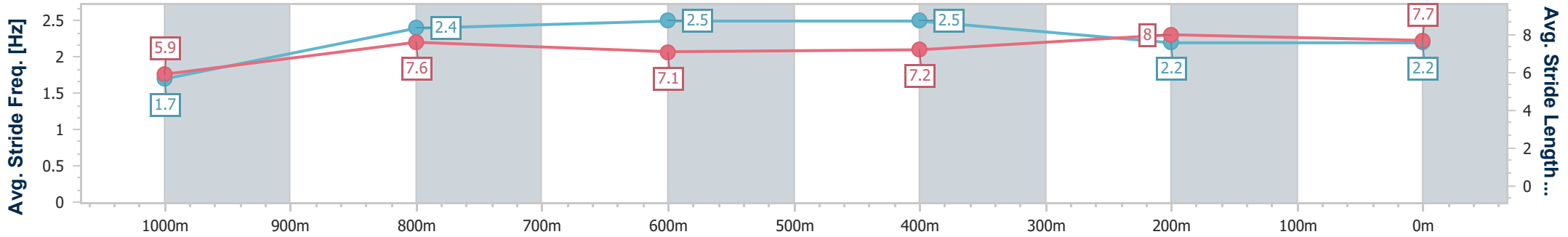
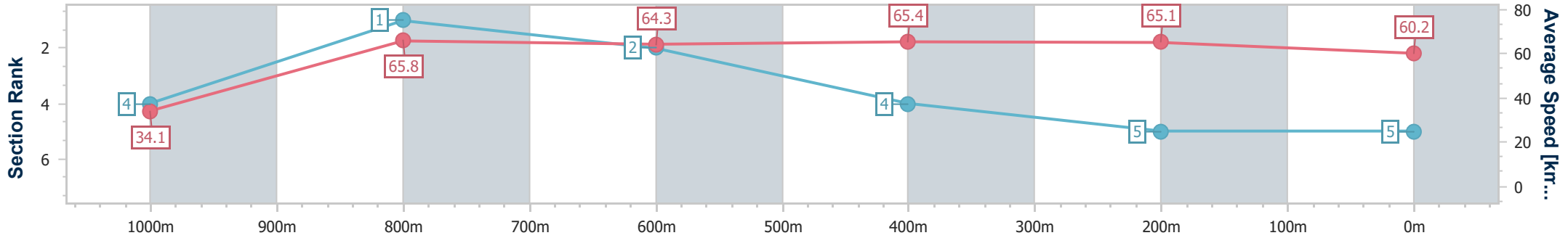


BRISBANE
 RACING CLUB

11 January 2023 - 14:54

Track Rating: Good 4, Weather: , Rail Position: +6.5m Entire Course

| Section | Overall | 1000m | 800m | 600m | 400m | 200m |
|------------------------|--------------------------|--------------------------|--------------------------|--------------------------|--------------------------|--------------------------|
| Section Times | 1:01.49 [5] (0:05.26) | 0:56.23 [4] (0:10.96) | 0:45.27 [1] (0:11.23) | 0:34.04 [2] (0:11.02) | 0:23.02 [4] (0:11.06) | 0:11.96 [5] (0:11.96) |
| Average Speed [km/h] | 34.1 | 65.8 | 64.3 | 65.4 | 65.1 | 60.2 |
| Top Speed [km/h] | 60.3 | 68.1 | 65.6 | 67.8 | 67.0 | 64.5 |
| Avg. Dist. to Rail [m] | 3.3 | 1.1 | 0.7 | 0.5 | 0.2 | 1.8 |
| Avg. Stride Freq. [Hz] | 1.7 | 2.4 | 2.5 | 2.5 | 2.2 | 2.2 |
| Avg. Stride Length [m] | 5.9 | 7.6 | 7.1 | 7.2 | 8.0 | 7.7 |



- [] Ranking at each section and finish
- .-.- No data available at this section
- NA No data available