



Doomben QLD Professional

Race 5: LADBROKES SAME RACE MULTI BENCHMARK 75 Handicap - 1640m

11 January 2023 - 15:21



BRISBANE
RACING CLUB

Track Rating: Good 4, Weather: Fine, Rail Position: +6.5m Entire Course

Section		Overall	1400m	1200m	1000m	800m	600m	400m	Last 600m				
Field Times		1:38.26 (0:16.26)	1:22.00 (0:11.67)	1:10.33 (0:12.18)	0:58.15 (0:12.17)	0:45.98 (0:11.82)	0:34.16 (0:11.37)	0:22.79 (0:11.02)	0:34.16				
Rank	TAB Horse/Jockey	Barrier	Top Speed [km/h]	Fastest Section	Distance Travelled [m]								
1	1 SAILOR Andrew Mallyon	3	66.8 400m	0:11.11 400m	1:38.26 [1] (0:16.75)	1:21.51 [4] (0:11.67)	1:09.84 [4] (0:11.96)	0:57.88 [3] (0:12.19)	0:45.69 [4] (0:11.79)	0:33.90 [5] (0:11.36)	0:22.54 [7] (0:11.11)	0:33.90	
2	3 GHOSTWRITER Brodie Loy	7	65.7 600m	0:11.02 400m	1:38.34 [2] (0:16.80)	1:21.54 [5] (0:11.76)	1:09.78 [6] (0:12.07)	0:57.71 [6] (0:11.65)	0:46.06 [2] (0:11.94)	0:34.12 [2] (0:11.25)	0:22.87 [1] (0:11.02)	0:34.12	+4
3	7 OAKFIELD WARPAIN Jim Byrne	2	65.6 600m	0:11.19 600m	1:38.71 [3] (0:16.56)	1:22.15 [3] (0:11.77)	1:10.38 [3] (0:12.13)	0:58.25 [4] (0:12.23)	0:46.02 [5] (0:11.60)	0:34.42 [3] (0:11.19)	0:23.23 [2] (0:11.23)	0:34.42	+7
4	6 TERANGA Jaden Lloyd	8	66.4 400m	0:11.06 400m	1:38.77 [4] (0:17.16)	1:21.61 [7] (0:11.76)	1:09.85 [7] (0:12.02)	0:57.83 [7] (0:12.10)	0:45.73 [7] (0:11.65)	0:34.08 [7] (0:11.11)	0:22.97 [5] (0:11.06)	0:34.08	+5
5	5 GOLDEEL Ben Thompson	1	65.2 600m	0:11.27 400m	1:38.95 [5] (0:16.26)	1:22.69 [1] (0:11.67)	1:11.02 [1] (0:12.18)	0:58.84 [1] (0:12.17)	0:46.67 [1] (0:11.82)	0:34.85 [1] (0:11.44)	0:23.41 [3] (0:11.27)	0:34.85	+0
6	4 TWO SMOKIN BARRELS Ryan Wiggins	6	64.8 400m	0:11.23 600m	1:39.00 [6] (0:16.94)	1:22.06 [6] (0:11.62)	1:10.44 [5] (0:12.00)	0:58.44 [5] (0:12.26)	0:46.18 [6] (0:11.73)	0:34.45 [6] (0:11.23)	0:23.22 [6] (0:11.25)	0:34.45	+0
7	8 THE LOVE ROCKET Michael Cahill	5	65.0 400m	0:11.23 400m	1:39.04 [7] (0:17.23)	1:21.81 [8] (0:11.86)	1:09.95 [8] (0:12.07)	0:57.88 [8] (0:12.08)	0:45.80 [8] (0:11.63)	0:34.17 [8] (0:11.30)	0:22.87 [8] (0:11.23)	0:34.17	+4
8	2 VALLEY OF DREAMS Martin Harley	4	65.8 600m	0:11.23 600m	1:39.12 [8] (0:16.31)	1:22.81 [2] (0:11.82)	1:10.99 [2] (0:12.14)	0:58.85 [2] (0:12.28)	0:46.57 [3] (0:11.81)	0:34.76 [4] (0:11.23)	0:23.53 [4] (0:11.32)	0:34.76	+6

[] Ranking at each section and finish
 -:-:- No data available at this section
 NA No data available

SCN Saddle cloth number
 DNF Did not finish
 DNT Did not track



Doomben QLD Professional
Race 5: LADBROKES SAME RACE MULTI BENCHMARK 75 Handicap -
1640m

11 January 2023 - 15:21



BRISBANE
RACING CLUB

Track Rating: Good 4, Weather: Fine, Rail Position: +6.5m Entire Course

Section				200m				Last 600m	
Field Times				0:11.77 (0:11.77)				0:34.16	
Rank	TAB Horse/Jockey	Barrier	Top Speed [km/h]	Fastest Section	Margin				Distance Travelled [m]
1	1 SAILOR Andrew Mallyon	3	66.8 400m	0:11.11 400m	0:11.43 [6] (0:11.43)	1:38.26		0:33.90	
2	3 GHOSTWRITER Brodie Loy	7	65.7 600m	0:11.02 400m	0:11.85 [1] (0:11.85)	0.49L		0:34.12	+4
3	7 OAKFIELD WARPAIN Jim Byrne	2	65.6 600m	0:11.19 600m	0:12.00 [2] (0:12.00)	2.64L		0:34.42	+7
4	6 TERANGA Jaden Lloyd	8	66.4 400m	0:11.06 400m	0:11.91 [3] (0:11.91)	3.01L		0:34.08	+5
5	5 GOLDEEL Ben Thompson	1	65.2 600m	0:11.27 400m	0:12.14 [4] (0:12.14)	4.06L		0:34.85	+0
6	4 TWO SMOKIN BARRELS Ryan Wiggins	6	64.8 400m	0:11.23 600m	0:11.97 [7] (0:11.97)	4.37L		0:34.45	+0
7	8 THE LOVE ROCKET Michael Cahill	5	65.0 400m	0:11.23 400m	0:11.64 [8] (0:11.64)	4.59L		0:34.17	+4
8	2 VALLEY OF DREAMS Martin Harley	4	65.8 600m	0:11.23 600m	0:12.21 [5] (0:12.21)	5.06L		0:34.76	+6



Horse/Jockey Name	Sailor
Final Rank	1
Fastest Section Time (Section)	0:11.11 (400m)
Top Speed [km/h] (Section)	66.8 (400m)
Race State	Finished

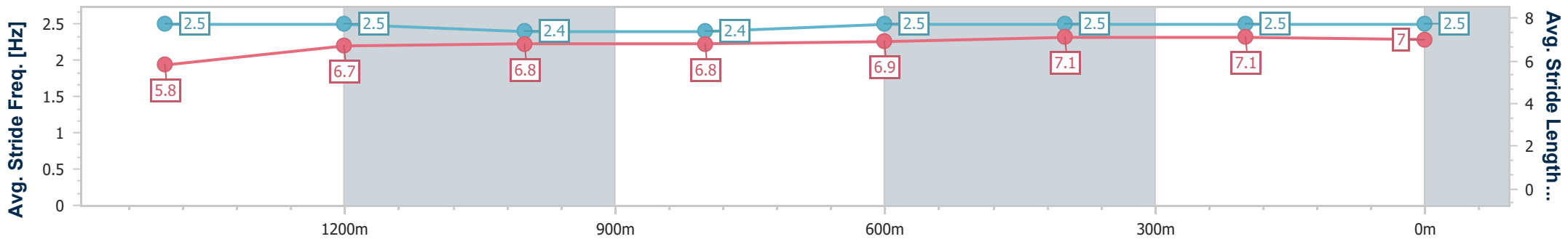
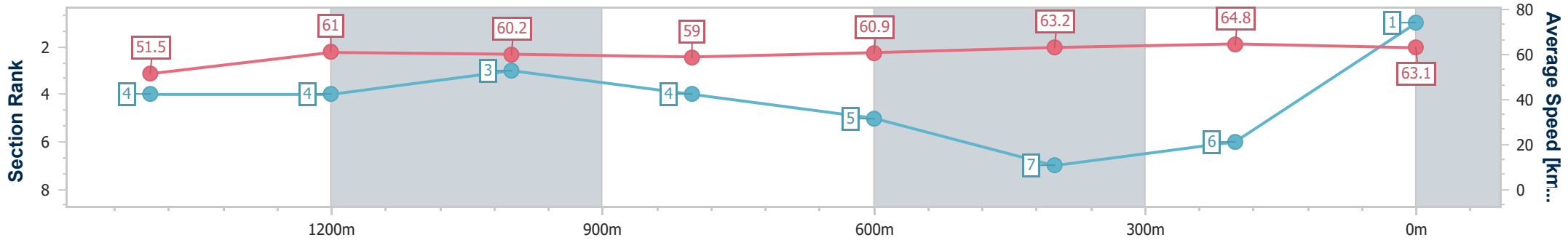


Doomben QLD Professional
Race 5: LADBROKES SAME RACE MULTI BENCHMARK 75
Handicap - 1640m
 11 January 2023 - 15:21
 Track Rating: Good 4, Weather: Fine, Rail Position: +6.5m Entire Course



BRISBANE
RACING CLUB

Section	Overall	1400m	1200m	1000m	800m	600m	400m	200m						
Section Times	1:38.26 [1] (0:16.75)	1:21.51 [4] (0:11.67)	1:09.84 [4] (0:11.96)	0:57.88 [3] (0:12.19)	0:45.69 [4] (0:11.79)	0:33.90 [5] (0:11.36)	0:22.54 [7] (0:11.11)	0:11.43 [6] (0:11.43)						
Average Speed [km/h]	51.5	61.0	60.2	59.0	60.9	63.2	64.8	63.1						
Top Speed [km/h]	62.6	63.2	61.6	61.5	62.5	64.5	66.8	65.3						
Avg. Dist. to Rail [m]	1.0	1.5	0.1	0.4	0.5	0.4	0.6	0.6						
Avg. Stride Freq. [Hz]	2.5	2.5	2.4	2.4	2.5	2.5	2.5	2.5						
Avg. Stride Length [m]	5.8	6.7	6.8	6.8	6.9	7.1	7.1	7.0						



- [] Ranking at each section and finish
- .-.- No data available at this section
- NA No data available



Horse/Jockey Name	Ghostwriter
Final Rank	2
Fastest Section Time (Section)	0:11.02 (400m)
Top Speed [km/h] (Section)	65.7 (600m)
Race State	Finished

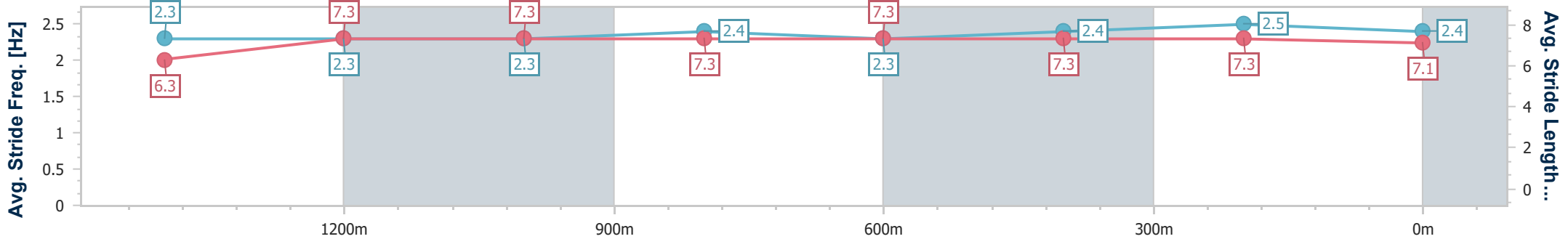
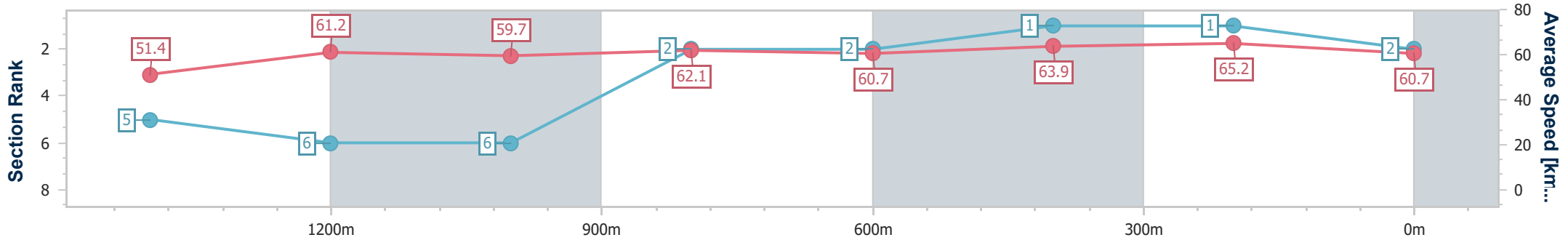


Doomben QLD Professional
Race 5: LADBROKES SAME RACE MULTI BENCHMARK 75
Handicap - 1640m
 11 January 2023 - 15:21
 Track Rating: Good 4, Weather: Fine, Rail Position: +6.5m Entire Course



BRISBANE
RACING CLUB

Section	Overall	1400m	1200m	1000m	800m	600m	400m	200m						
Section Times	1:38.34 [2] (0:16.80)	1:21.54 [5] (0:11.76)	1:09.78 [6] (0:12.07)	0:57.71 [6] (0:11.65)	0:46.06 [2] (0:11.94)	0:34.12 [2] (0:11.25)	0:22.87 [1] (0:11.02)	0:11.85 [1] (0:11.85)						
Average Speed [km/h]	51.4	61.2	59.7	62.1	60.7	63.9	65.2	60.7						
Top Speed [km/h]	61.8	62.2	60.9	64.5	63.2	65.7	65.6	63.8						
Avg. Dist. to Rail [m]	1.7	0.4	1.5	2.6	1.0	0.4	1.3	0.7						
Avg. Stride Freq. [Hz]	2.3	2.3	2.3	2.4	2.3	2.4	2.5	2.4						
Avg. Stride Length [m]	6.3	7.3	7.3	7.3	7.3	7.3	7.3	7.1						



- [] Ranking at each section and finish
- .-.- No data available at this section
- NA No data available



Horse/Jockey Name	Oakfield Warpaint
Final Rank	3
Fastest Section Time (Section)	0:11.19 (600m)
Top Speed [km/h] (Section)	65.6 (600m)
Race State	Finished

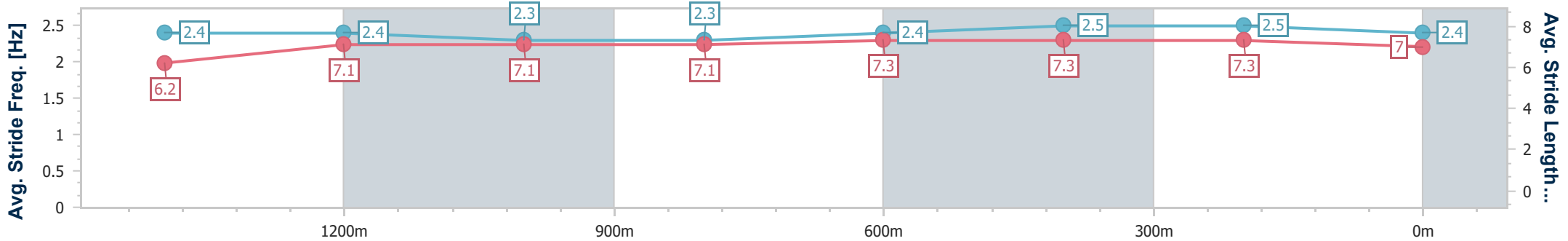
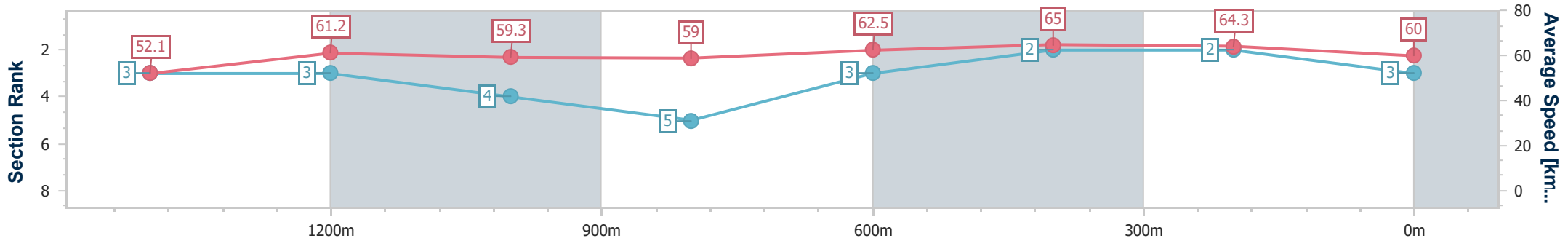


Doomben QLD Professional
Race 5: LADBROKES SAME RACE MULTI BENCHMARK 75
Handicap - 1640m
 11 January 2023 - 15:21
 Track Rating: Good 4, Weather: Fine, Rail Position: +6.5m Entire Course



BRISBANE
RACING CLUB

Section	Overall	1400m	1200m	1000m	800m	600m	400m	200m						
Section Times	1:38.71 [3] (0:16.56)	1:22.15 [3] (0:11.77)	1:10.38 [3] (0:12.13)	0:58.25 [4] (0:12.23)	0:46.02 [5] (0:11.60)	0:34.42 [3] (0:11.19)	0:23.23 [2] (0:11.23)	0:12.00 [2] (0:12.00)						
Average Speed [km/h]	52.1	61.2	59.3	59.0	62.5	65.0	64.3	60.0						
Top Speed [km/h]	61.7	62.8	60.7	60.7	64.5	65.6	65.5	63.1						
Avg. Dist. to Rail [m]	1.1	0.7	1.4	1.2	1.5	1.7	1.7	2.5						
Avg. Stride Freq. [Hz]	2.4	2.4	2.3	2.3	2.4	2.5	2.5	2.4						
Avg. Stride Length [m]	6.2	7.1	7.1	7.1	7.3	7.3	7.3	7.0						



- [] Ranking at each section and finish
- .-.- No data available at this section
- NA No data available



Horse/Jockey Name	Teranga
Final Rank	4
Fastest Section Time (Section)	0:11.06 (400m)
Top Speed [km/h] (Section)	66.4 (400m)
Race State	Finished

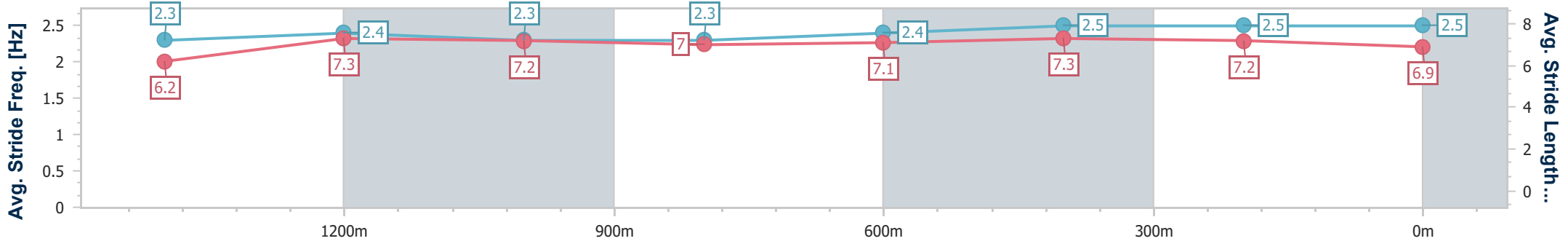
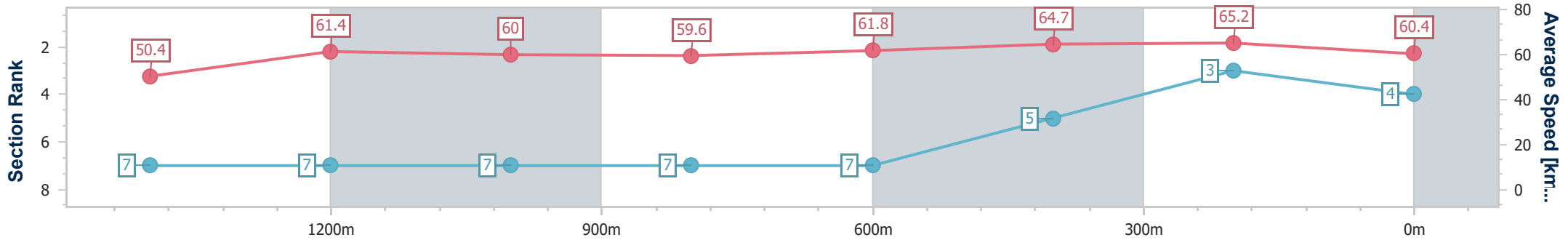


Doomben QLD Professional
Race 5: LADBROKES SAME RACE MULTI BENCHMARK 75
 Handicap - 1640m
 11 January 2023 - 15:21
 Track Rating: Good 4, Weather: Fine, Rail Position: +6.5m Entire Course



BRISBANE
RACING CLUB

Section	Overall	1400m	1200m	1000m	800m	600m	400m	200m						
Section Times	1:38.77 [4] (0:17.16)	1:21.61 [7] (0:11.76)	1:09.85 [7] (0:12.02)	0:57.83 [7] (0:12.10)	0:45.73 [7] (0:11.65)	0:34.08 [7] (0:11.11)	0:22.97 [5] (0:11.06)	0:11.91 [3] (0:11.91)						
Average Speed [km/h]	50.4	61.4	60.0	59.6	61.8	64.7	65.2	60.4						
Top Speed [km/h]	63.7	63.3	61.8	61.1	66.0	66.3	66.4	63.2						
Avg. Dist. to Rail [m]	2.3	0.8	1.8	1.3	0.5	0.5	1.8	4.4						
Avg. Stride Freq. [Hz]	2.3	2.4	2.3	2.3	2.4	2.5	2.5	2.5						
Avg. Stride Length [m]	6.2	7.3	7.2	7.0	7.1	7.3	7.2	6.9						



- [] Ranking at each section and finish
- .-.- No data available at this section
- NA No data available



Horse/Jockey Name	Goldeel
Final Rank	5
Fastest Section Time (Section)	0:11.27 (400m)
Top Speed [km/h] (Section)	65.2 (600m)
Race State	Finished

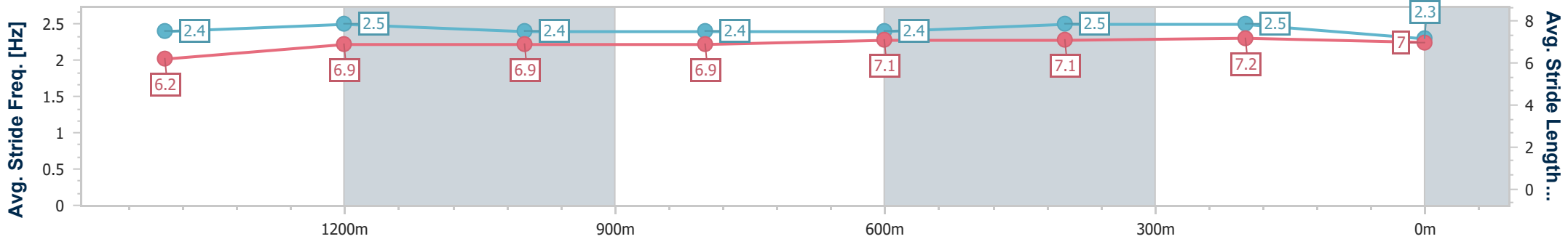
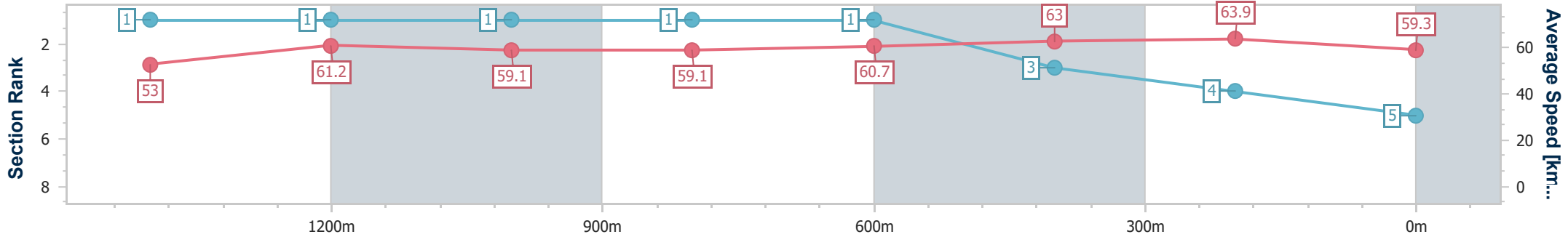


Doomben QLD Professional
Race 5: LADBROKES SAME RACE MULTI BENCHMARK 75
Handicap - 1640m
 11 January 2023 - 15:21
 Track Rating: Good 4, Weather: Fine, Rail Position: +6.5m Entire Course



BRISBANE
RACING CLUB

Section	Overall	1400m	1200m	1000m	800m	600m	400m	200m						
Section Times	1:38.95 [5] (0:16.26)	1:22.69 [1] (0:11.67)	1:11.02 [1] (0:12.18)	0:58.84 [1] (0:12.17)	0:46.67 [1] (0:11.82)	0:34.85 [1] (0:11.44)	0:23.41 [3] (0:11.27)	0:12.14 [4] (0:12.14)						
Average Speed [km/h]	53.0	61.2	59.1	59.1	60.7	63.0	63.9	59.3						
Top Speed [km/h]	63.6	62.3	60.2	63.3	63.3	65.2	65.1	62.3						
Avg. Dist. to Rail [m]	1.5	1.5	0.8	0.6	0.4	0.3	0.9	0.4						
Avg. Stride Freq. [Hz]	2.4	2.5	2.4	2.4	2.4	2.5	2.5	2.3						
Avg. Stride Length [m]	6.2	6.9	6.9	6.9	7.1	7.1	7.2	7.0						



- [] Ranking at each section and finish
- .-.- No data available at this section
- NA No data available



Horse/Jockey Name	Two Smokin Barrels
Final Rank	6
Fastest Section Time (Section)	0:11.23 (600m)
Top Speed [km/h] (Section)	64.8 (400m)
Race State	Finished

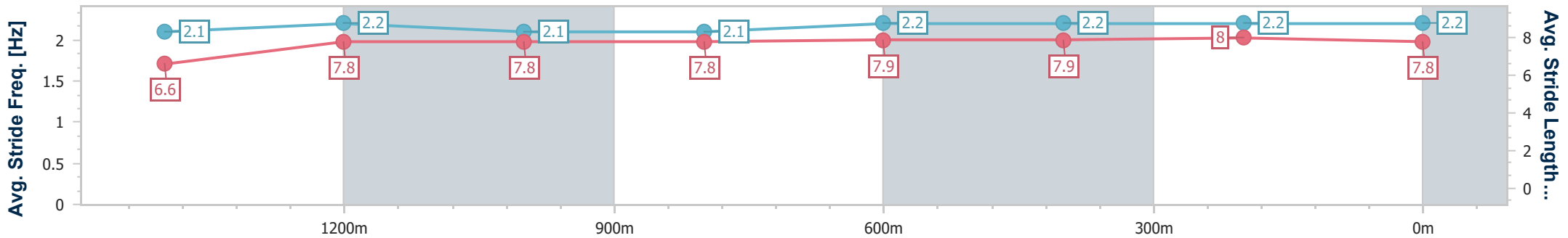
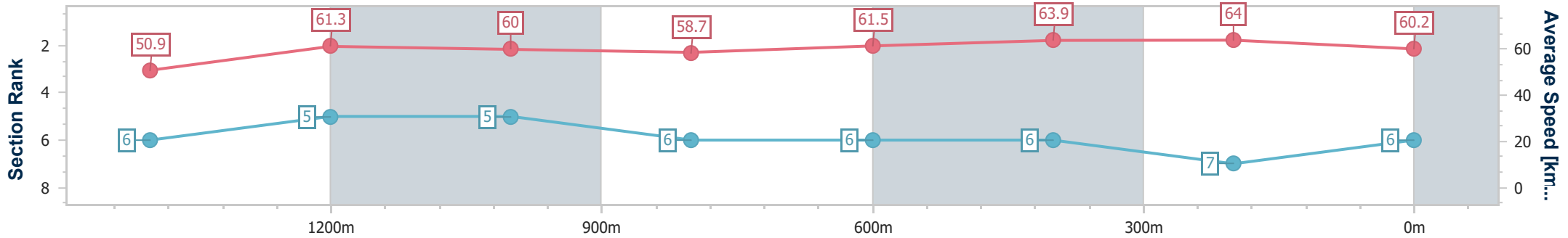


Doomben QLD Professional
Race 5: LADBROKES SAME RACE MULTI BENCHMARK 75
Handicap - 1640m
 11 January 2023 - 15:21
 Track Rating: Good 4, Weather: Fine, Rail Position: +6.5m Entire Course



BRISBANE
RACING CLUB

Section	Overall	1400m	1200m	1000m	800m	600m	400m	200m						
Section Times	1:39.00 [6] (0:16.94)	1:22.06 [6] (0:11.62)	1:10.44 [5] (0:12.00)	0:58.44 [5] (0:12.26)	0:46.18 [6] (0:11.73)	0:34.45 [6] (0:11.23)	0:23.22 [6] (0:11.25)	0:11.97 [7] (0:11.97)						
Average Speed [km/h]	50.9	61.3	60.0	58.7	61.5	63.9	64.0	60.2						
Top Speed [km/h]	62.7	62.7	61.2	61.2	63.3	64.5	64.8	62.9						
Avg. Dist. to Rail [m]	1.9	1.5	0.5	0.4	0.2	0.3	0.7	3.8						
Avg. Stride Freq. [Hz]	2.1	2.2	2.1	2.1	2.2	2.2	2.2	2.2						
Avg. Stride Length [m]	6.6	7.8	7.8	7.8	7.9	7.9	8.0	7.8						



- [] Ranking at each section and finish
- .-.- No data available at this section
- NA No data available



Horse/Jockey Name	The Love Rocket
Final Rank	7
Fastest Section Time (Section)	0:11.23 (400m)
Top Speed [km/h] (Section)	65.0 (400m)
Race State	Finished

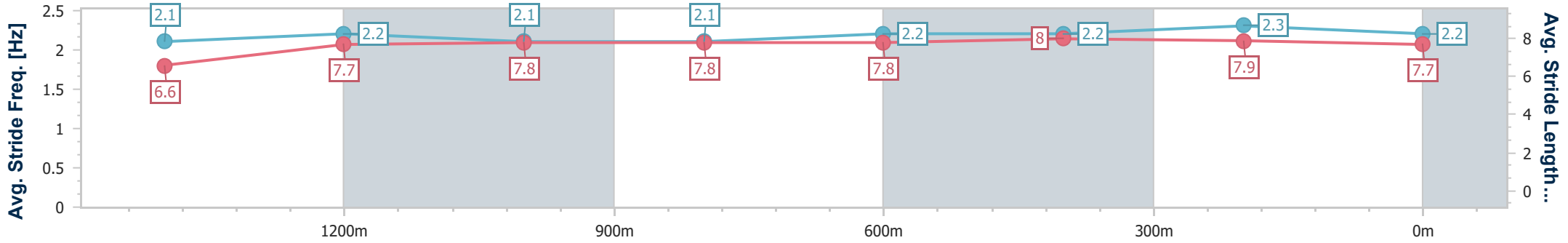
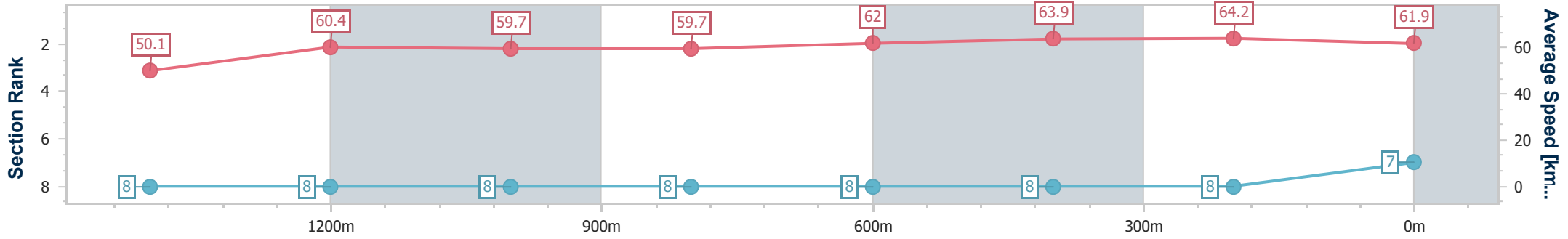


Doomben QLD Professional
Race 5: LADBROKES SAME RACE MULTI BENCHMARK 75
Handicap - 1640m
 11 January 2023 - 15:21
 Track Rating: Good 4, Weather: Fine, Rail Position: +6.5m Entire Course



BRISBANE
RACING CLUB

Section	Overall	1400m	1200m	1000m	800m	600m	400m	200m						
Section Times	1:39.04 [7] (0:17.23)	1:21.81 [8] (0:11.86)	1:09.95 [8] (0:12.07)	0:57.88 [8] (0:12.08)	0:45.80 [8] (0:11.63)	0:34.17 [8] (0:11.30)	0:22.87 [8] (0:11.23)	0:11.64 [8] (0:11.64)						
Average Speed [km/h]	50.1	60.4	59.7	59.7	62.0	63.9	64.2	61.9						
Top Speed [km/h]	62.0	62.0	60.5	60.8	64.4	64.6	65.0	64.4						
Avg. Dist. to Rail [m]	1.6	0.7	0.6	1.0	0.5	0.5	2.8	5.8						
Avg. Stride Freq. [Hz]	2.1	2.2	2.1	2.1	2.2	2.2	2.3	2.2						
Avg. Stride Length [m]	6.6	7.7	7.8	7.8	7.8	8.0	7.9	7.7						



- [] Ranking at each section and finish
- .-.- No data available at this section
- NA No data available



Horse/Jockey Name	Valley Of Dreams
Final Rank	8
Fastest Section Time (Section)	0:11.23 (600m)
Top Speed [km/h] (Section)	65.8 (600m)
Race State	Finished

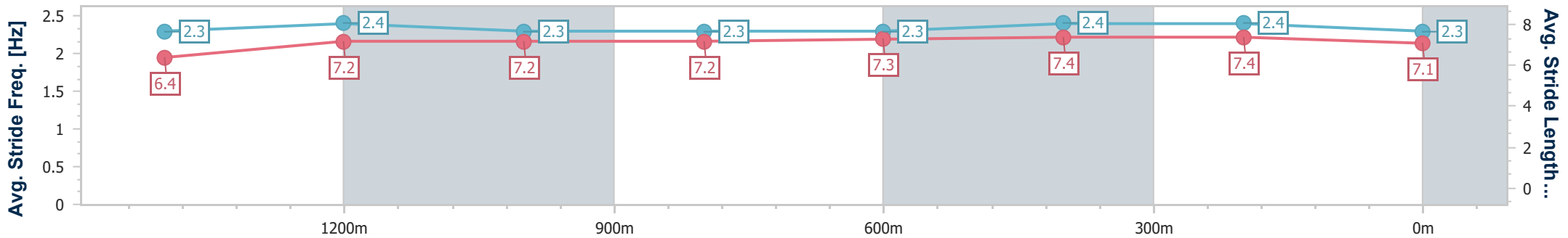
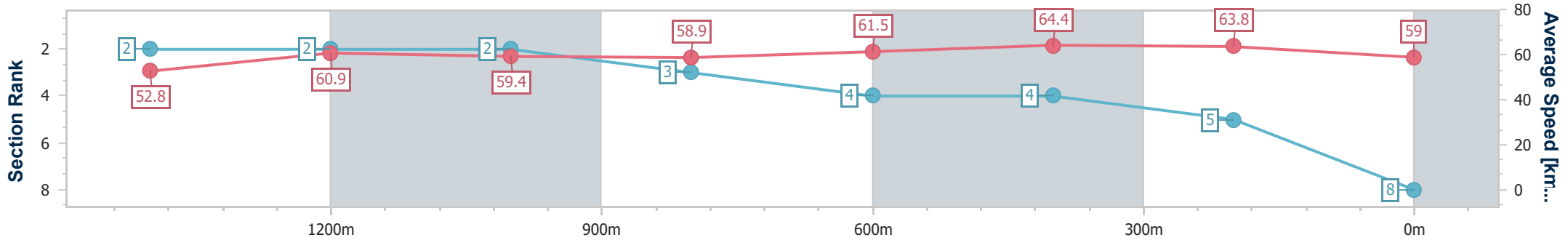


Doomben QLD Professional
Race 5: LADBROKES SAME RACE MULTI BENCHMARK 75
Handicap - 1640m
 11 January 2023 - 15:21
 Track Rating: Good 4, Weather: Fine, Rail Position: +6.5m Entire Course



BRISBANE
RACING CLUB

Section	Overall	1400m	1200m	1000m	800m	600m	400m	200m						
Section Times	1:39.12 [8] (0:16.31)	1:22.81 [2] (0:11.82)	1:10.99 [2] (0:12.14)	0:58.85 [2] (0:12.28)	0:46.57 [3] (0:11.81)	0:34.76 [4] (0:11.23)	0:23.53 [4] (0:11.32)	0:12.21 [5] (0:12.21)						
Average Speed [km/h]	52.8	60.9	59.4	58.9	61.5	64.4	63.8	59.0						
Top Speed [km/h]	63.3	62.7	61.2	61.0	65.0	65.8	65.7	62.6						
Avg. Dist. to Rail [m]	0.8	0.7	1.8	1.5	1.2	1.1	1.3	3.3						
Avg. Stride Freq. [Hz]	2.3	2.4	2.3	2.3	2.3	2.4	2.4	2.3						
Avg. Stride Length [m]	6.4	7.2	7.2	7.2	7.3	7.4	7.4	7.1						



- [] Ranking at each section and finish
- .-.- No data available at this section
- NA No data available