



Doomben QLD Professional

Race 7: XXXX DRY Colts, Geldings and Entires Class 1 Handicap - 1350m

11 January 2023 - 16:31



BRISBANE
RACING CLUB

Track Rating: Good 4, Weather: Fine, Rail Position: +6.5m Entire Course

Section		Overall	1200m	1000m	800m	600m	400m	Last 600m				
Field Times		1:19.73 (0:11.34)	1:08.39 (0:10.57)	0:57.82 (0:11.04)	0:46.78 (0:11.56)	0:35.22 (0:11.32)	0:23.90 (0:11.41)	0:35.22				
Rank	TAB Horse/Jockey	Barrier	Top Speed [km/h]	Fastest Section	Distance Travelled [m]							
1	9 HILL BILLY FLYER Isabella Rabjones	12	69.1 1000m	0:10.57 1200m	1:19.73 [1] (0:11.34)	1:08.39 [1] (0:10.57)	0:57.82 [1] (0:11.09)	0:46.73 [2] (0:11.51)	0:35.22 [1] (0:11.32)	0:23.90 [1] (0:11.41)	0:35.22	
2	10 SEEFELD Kyle Wilson-Taylor	3	68.8 1000m	0:10.64 1200m	1:19.86 [2] (0:11.74)	1:08.12 [7] (0:10.64)	0:57.48 [6] (0:11.07)	0:46.41 [5] (0:11.62)	0:34.79 [4] (0:11.48)	0:23.31 [4] (0:11.26)	0:34.79	+2
3	4 THE RAMPANT Andrew Mallyon	1	69.1 1200m	0:10.63 1200m	1:20.14 [3] (0:11.36)	1:08.78 [2] (0:10.63)	0:58.15 [3] (0:11.25)	0:46.90 [3] (0:11.66)	0:35.24 [3] (0:11.39)	0:23.85 [3] (0:11.48)	0:35.24	+5
4	5 DEALING'S DONE Jaden Lloyd	9	68.5 1200m	0:10.71 1200m	1:20.30 [4] (0:11.89)	1:08.41 [9] (0:10.71)	0:57.70 [8] (0:11.18)	0:46.52 [7] (0:11.74)	0:34.78 [7] (0:11.26)	0:23.52 [6] (0:11.25)	0:34.78	+1
5	1 SIR WILLIAM BRUCE James Orman	5	68.7 1000m	0:10.67 1200m	1:20.43 [5] (0:11.63)	1:08.80 [6] (0:10.67)	0:58.13 [5] (0:11.09)	0:47.04 [4] (0:11.73)	0:35.31 [5] (0:11.49)	0:23.82 [5] (0:11.45)	0:35.31	+6
6	7 BUCK NORRIS Gary Geran	6	66.4 1200m	0:10.99 1200m	1:20.55 [6] (0:11.43)	1:09.12 [5] (0:10.99)	0:58.13 [7] (0:11.44)	0:46.69 [9] (0:11.78)	0:34.91 [9] (0:11.58)	0:23.33 [8] (0:11.36)	0:34.91	+7
7	3 JIMMY'S DREAM Ben Thompson	2	69.5 1200m	0:10.57 1200m	1:20.63 [7] (0:11.40)	1:09.23 [4] (0:10.57)	0:58.66 [2] (0:10.98)	0:47.68 [1] (0:11.66)	0:36.02 [2] (0:11.48)	0:24.54 [2] (0:11.61)	0:36.02	+6
8	11 COPPERCHINO Jason Taylor	8	68.4 1000m	0:10.96 1200m	1:20.98 [8] (0:11.76)	1:09.22 [8] (0:10.96)	0:58.26 [9] (0:11.08)	0:47.18 [8] (0:11.67)	0:35.51 [6] (0:11.53)	0:23.98 [7] (0:11.45)	0:35.51	+1
9	12 GREYT INTENTIONS Rikki Jamieson	4	67.9 1200m	0:10.88 1200m	1:23.58 [9] (0:11.40)	1:12.18 [3] (0:10.88)	1:01.30 [4] (0:11.31)	0:49.99 [6] (0:11.94)	0:38.05 [8] (0:11.99)	0:26.06 [9] (0:12.29)	0:38.05	+9

Scratched: Finsceal (#8), Flying Zamboni (#6), Mount Fuji (#2)

[] Ranking at each section and finish
 -:-:- No data available at this section
 NA No data available

SCN Saddle cloth number
 DNF Did not finish
 DNT Did not track



Doomben QLD Professional

Race 7: XXXX DRY Colts, Geldings and Entires Class 1 Handicap - 1350m

11 January 2023 - 16:31



BRISBANE
RACING CLUB

Track Rating: Good 4, Weather: Fine, Rail Position: +6.5m Entire Course

Section				200m				Last 600m	
Field Times				0:12.49 (0:12.49)				0:35.22	
Rank	TAB Horse/Jockey	Barrier	Top Speed [km/h]	Fastest Section	Margin				Distance Travelled [m]
1	9 HILL BILLY FLYER Isabella Rabjones	12	69.1 1000m	0:10.57 1200m	0:12.49 [1] (0:12.49)	1:19.73		0:35.22	
2	10 SEEFELD Kyle Wilson-Taylor	3	68.8 1000m	0:10.64 1200m	0:12.05 [4] (0:12.05)	0.82L		0:34.79	+2
3	4 THE RAMPANT Andrew Mallyon	1	69.1 1200m	0:10.63 1200m	0:12.37 [3] (0:12.37)	2.46L		0:35.24	+5
4	5 DEALING'S DONE Jaden Lloyd	9	68.5 1200m	0:10.71 1200m	0:12.27 [5] (0:12.27)	3.4L		0:34.78	+1
5	1 SIR WILLIAM BRUCE James Orman	5	68.7 1000m	0:10.67 1200m	0:12.37 [6] (0:12.37)	4.12L		0:35.31	+6
6	7 BUCK NORRIS Gary Geran	6	66.4 1200m	0:10.99 1200m	0:11.97 [8] (0:11.97)	4.84L		0:34.91	+7
7	3 JIMMY'S DREAM Ben Thompson	2	69.5 1200m	0:10.57 1200m	0:12.93 [2] (0:12.93)	5.29L		0:36.02	+6
8	11 COPPERCHINO Jason Taylor	8	68.4 1000m	0:10.96 1200m	0:12.53 [7] (0:12.53)	7.37L		0:35.51	+1
9	12 GREYT INTENTIONS Rikki Jamieson	4	67.9 1200m	0:10.88 1200m	0:13.77 [9] (0:13.77)	22.67L		0:38.05	+9

Scratched: Finsceal (#8), Flying Zamboni (#6), Mount Fuji (#2)



Horse/Jockey Name	Hill Billy Flyer
Final Rank	1
Fastest Section Time (Section)	0:10.57 (1200m)
Top Speed [km/h] (Section)	69.1 (1000m)
Race State	Finished



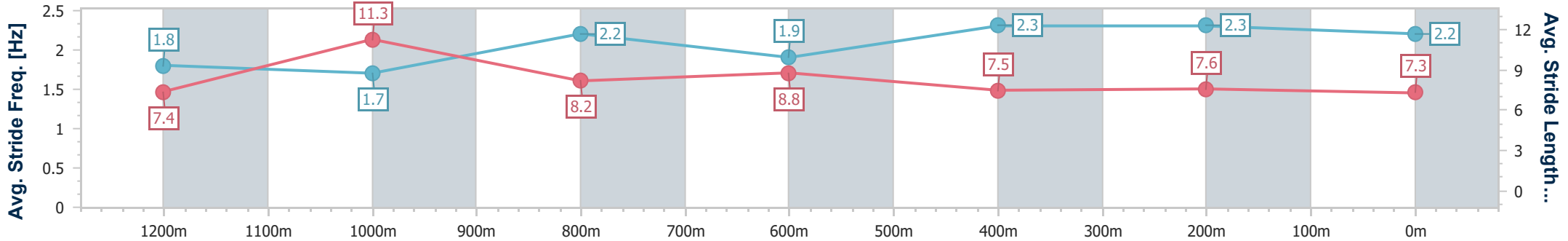
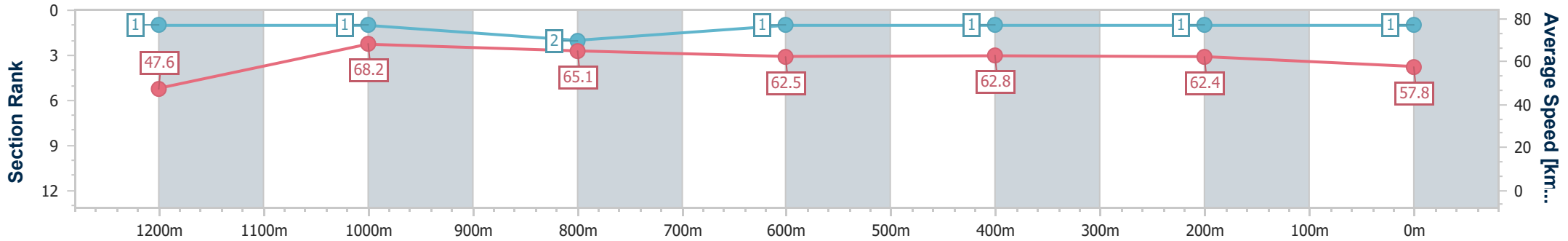
Doomben QLD Professional
Race 7: XXXX DRY Colts, Geldings and Entires Class 1
Handicap - 1350m



BRISBANE
RACING CLUB

11 January 2023 - 16:31
 Track Rating: Good 4, Weather: Fine, Rail Position: +6.5m Entire Course

Section	Overall	1200m	1000m	800m	600m	400m	200m
Section Times	1:19.73 [1] (0:11.34)	1:08.39 [1] (0:10.57)	0:57.82 [1] (0:11.09)	0:46.73 [2] (0:11.51)	0:35.22 [1] (0:11.32)	0:23.90 [1] (0:11.41)	0:12.49 [1] (0:12.49)
Average Speed [km/h]	47.6	68.2	65.1	62.5	62.8	62.4	57.8
Top Speed [km/h]	66.6	69.1	69.1	64.1	63.2	63.5	60.6
Avg. Dist. to Rail [m]	8.4	3.6	0.8	0.6	2.4	4.1	2.4
Avg. Stride Freq. [Hz]	1.8	1.7	2.2	1.9	2.3	2.3	2.2
Avg. Stride Length [m]	7.4	11.3	8.2	8.8	7.5	7.6	7.3



- [] Ranking at each section and finish
- .-.- No data available at this section
- NA No data available



Horse/Jockey Name	Seefeld
Final Rank	2
Fastest Section Time (Section)	0:10.64 (1200m)
Top Speed [km/h] (Section)	68.8 (1000m)
Race State	Finished

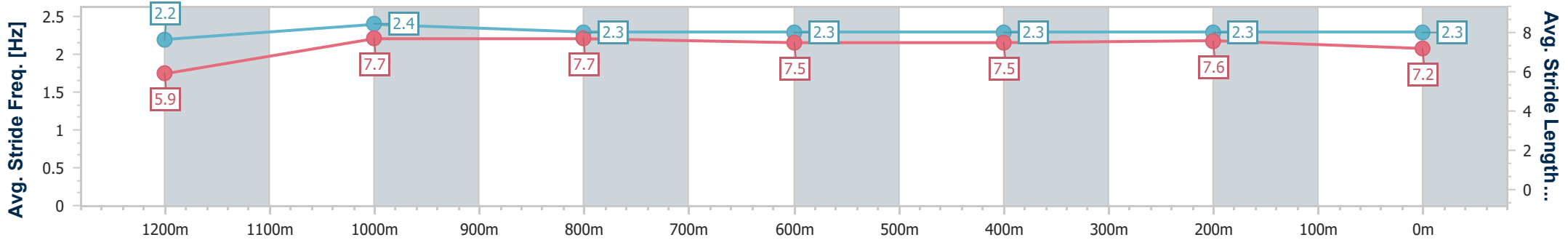
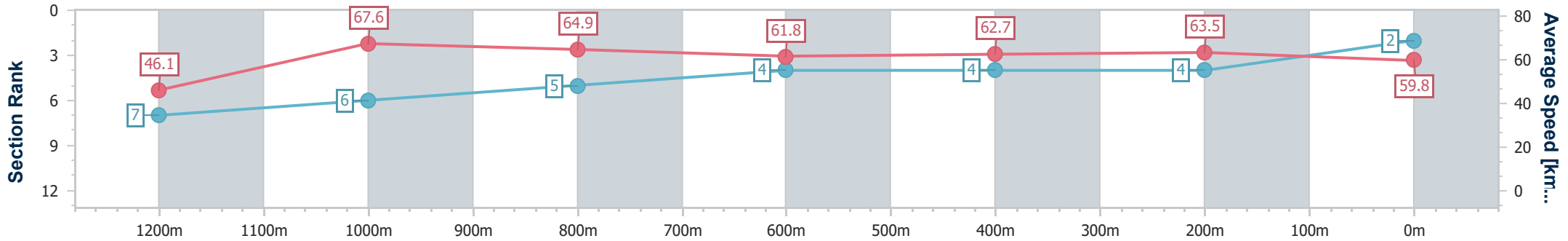


Doomben QLD Professional
Race 7: XXXX DRY Colts, Geldings and Entires Class 1
Handicap - 1350m
 11 January 2023 - 16:31
 Track Rating: Good 4, Weather: Fine, Rail Position: +6.5m Entire Course



BRISBANE
RACING CLUB

Section	Overall	1200m	1000m	800m	600m	400m	200m
Section Times	1:19.86 [2] (0:11.74)	1:08.12 [7] (0:10.64)	0:57.48 [6] (0:11.07)	0:46.41 [5] (0:11.62)	0:34.79 [4] (0:11.48)	0:23.31 [4] (0:11.26)	0:12.05 [4] (0:12.05)
Average Speed [km/h]	46.1	67.6	64.9	61.8	62.7	63.5	59.8
Top Speed [km/h]	64.6	68.8	68.8	63.0	64.1	64.5	62.4
Avg. Dist. to Rail [m]	3.5	0.3	0.7	0.3	0.6	2.5	1.3
Avg. Stride Freq. [Hz]	2.2	2.4	2.3	2.3	2.3	2.3	2.3
Avg. Stride Length [m]	5.9	7.7	7.7	7.5	7.5	7.6	7.2



- [] Ranking at each section and finish
- .-.- No data available at this section
- NA No data available



Horse/Jockey Name	The Rampant
Final Rank	3
Fastest Section Time (Section)	0:10.63 (1200m)
Top Speed [km/h] (Section)	69.1 (1200m)
Race State	Finished



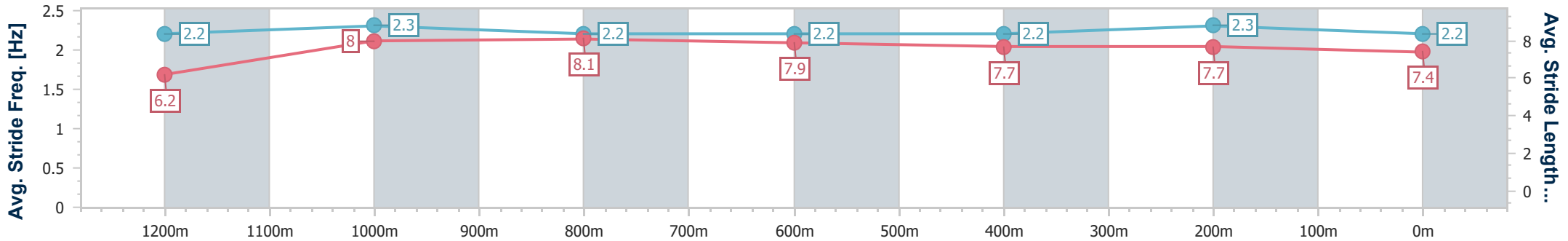
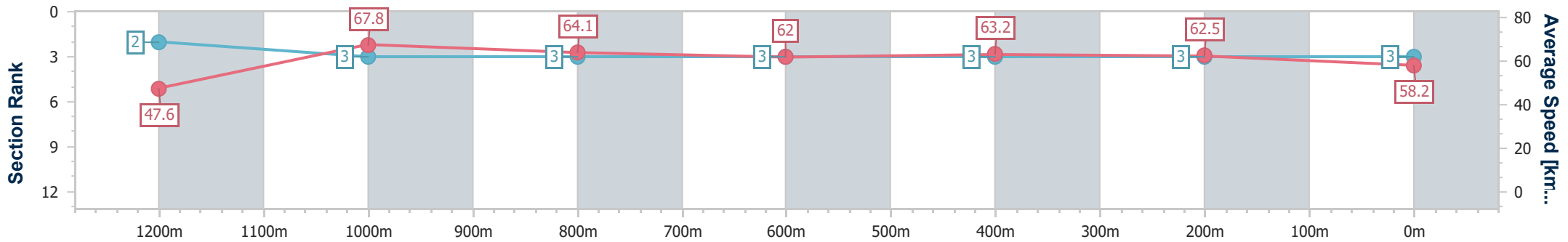
Doomben QLD Professional
Race 7: XXXX DRY Colts, Geldings and Entires Class 1
Handicap - 1350m



11 January 2023 - 16:31
Track Rating: Good 4, Weather: Fine, Rail Position: +6.5m Entire Course

BRISBANE
RACING CLUB

Section	Overall	1200m	1000m	800m	600m	400m	200m
Section Times	1:20.14 [3] (0:11.36)	1:08.78 [2] (0:10.63)	0:58.15 [3] (0:11.25)	0:46.90 [3] (0:11.66)	0:35.24 [3] (0:11.39)	0:23.85 [3] (0:11.48)	0:12.37 [3] (0:12.37)
Average Speed [km/h]	47.6	67.8	64.1	62.0	63.2	62.5	58.2
Top Speed [km/h]	66.4	69.1	68.4	63.6	64.2	63.1	61.1
Avg. Dist. to Rail [m]	2.9	1.1	0.6	1.1	0.4	1.2	0.6
Avg. Stride Freq. [Hz]	2.2	2.3	2.2	2.2	2.2	2.3	2.2
Avg. Stride Length [m]	6.2	8.0	8.1	7.9	7.7	7.7	7.4



- [] Ranking at each section and finish
- .-.- No data available at this section
- NA No data available



Horse/Jockey Name	Dealing's Done
Final Rank	4
Fastest Section Time (Section)	0:10.71 (1200m)
Top Speed [km/h] (Section)	68.5 (1200m)
Race State	Finished



Doomben QLD Professional
Race 7: XXXX DRY Colts, Geldings and Entires Class 1
Handicap - 1350m

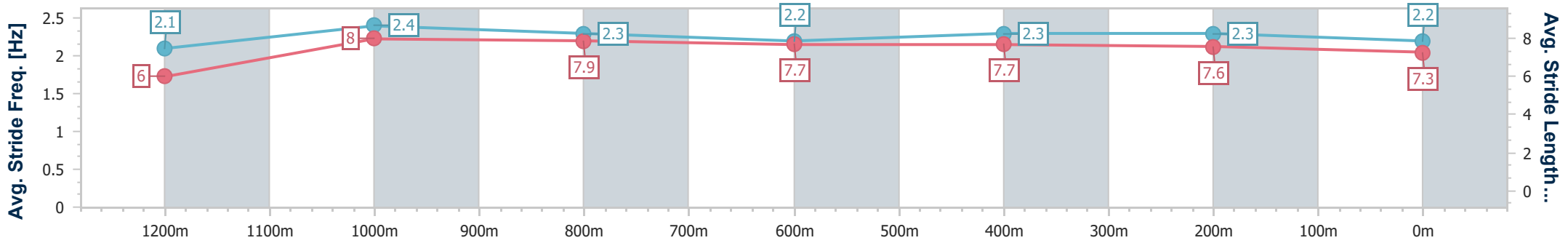
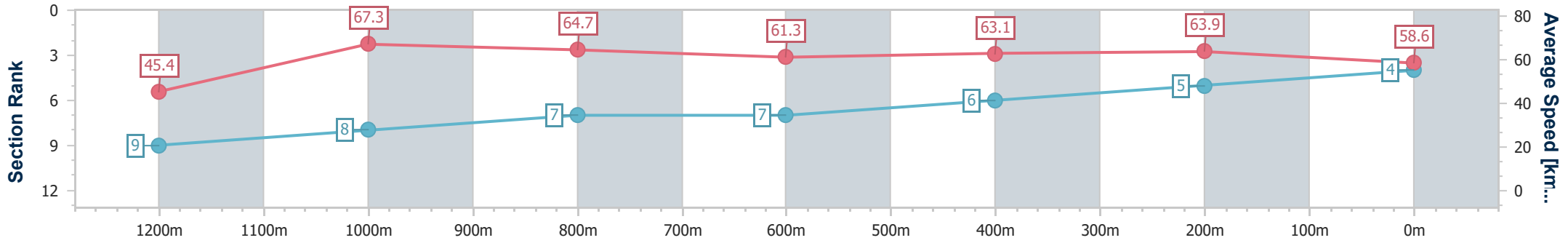
11 January 2023 - 16:31

Track Rating: Good 4, Weather: Fine, Rail Position: +6.5m Entire Course



BRISBANE
RACING CLUB

Section	Overall	1200m	1000m	800m	600m	400m	200m
Section Times	1:20.30 [4] (0:11.89)	1:08.41 [9] (0:10.71)	0:57.70 [8] (0:11.18)	0:46.52 [7] (0:11.74)	0:34.78 [7] (0:11.26)	0:23.52 [6] (0:11.25)	0:12.27 [5] (0:12.27)
Average Speed [km/h]	45.4	67.3	64.7	61.3	63.1	63.9	58.6
Top Speed [km/h]	62.4	68.5	67.6	62.7	63.8	65.2	62.4
Avg. Dist. to Rail [m]	8.7	2.6	1.3	0.7	2.3	2.1	2.6
Avg. Stride Freq. [Hz]	2.1	2.4	2.3	2.2	2.3	2.3	2.2
Avg. Stride Length [m]	6.0	8.0	7.9	7.7	7.7	7.6	7.3



- [] Ranking at each section and finish
- .-.- No data available at this section
- NA No data available



Horse/Jockey Name	Sir William Bruce
Final Rank	5
Fastest Section Time (Section)	0:10.67 (1200m)
Top Speed [km/h] (Section)	68.7 (1000m)
Race State	Finished



Doomben QLD Professional
Race 7: XXXX DRY Colts, Geldings and Entires Class 1
Handicap - 1350m

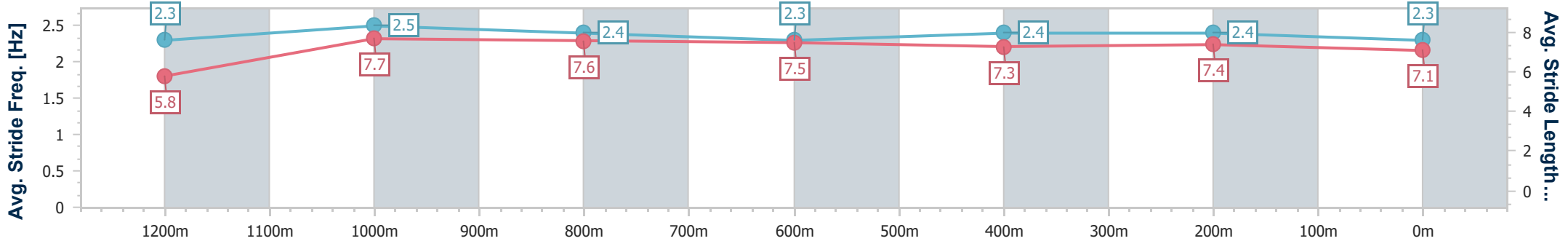
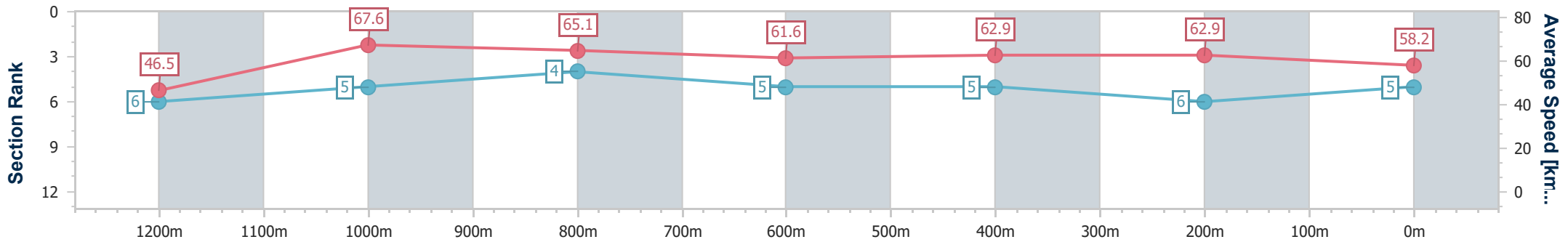
11 January 2023 - 16:31

Track Rating: Good 4, Weather: Fine, Rail Position: +6.5m Entire Course



BRISBANE
RACING CLUB

Section	Overall	1200m	1000m	800m	600m	400m	200m
Section Times	1:20.43 [5] (0:11.63)	1:08.80 [6] (0:10.67)	0:58.13 [5] (0:11.09)	0:47.04 [4] (0:11.73)	0:35.31 [5] (0:11.49)	0:23.82 [5] (0:11.45)	0:12.37 [6] (0:12.37)
Average Speed [km/h]	46.5	67.6	65.1	61.6	62.9	62.9	58.2
Top Speed [km/h]	64.0	68.4	68.7	62.3	64.6	64.5	61.7
Avg. Dist. to Rail [m]	6.0	2.0	1.3	1.0	0.5	1.4	1.8
Avg. Stride Freq. [Hz]	2.3	2.5	2.4	2.3	2.4	2.4	2.3
Avg. Stride Length [m]	5.8	7.7	7.6	7.5	7.3	7.4	7.1



- [] Ranking at each section and finish
- .-.- No data available at this section
- NA No data available



Horse/Jockey Name	Buck Norris
Final Rank	6
Fastest Section Time (Section)	0:10.99 (1200m)
Top Speed [km/h] (Section)	66.4 (1200m)
Race State	Finished



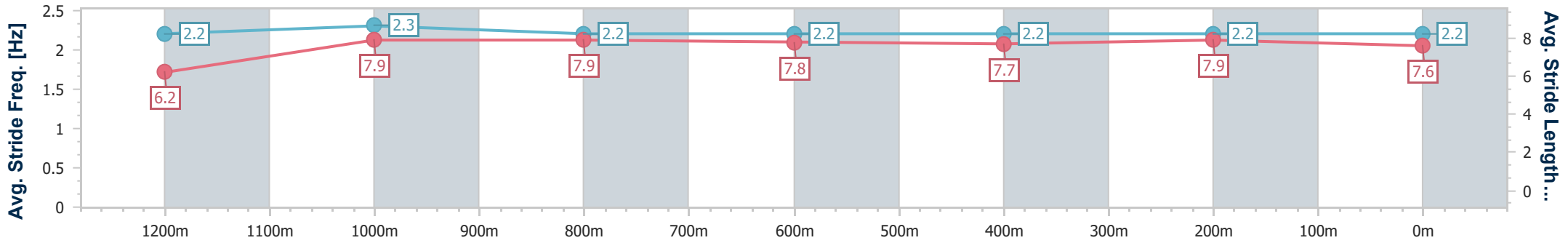
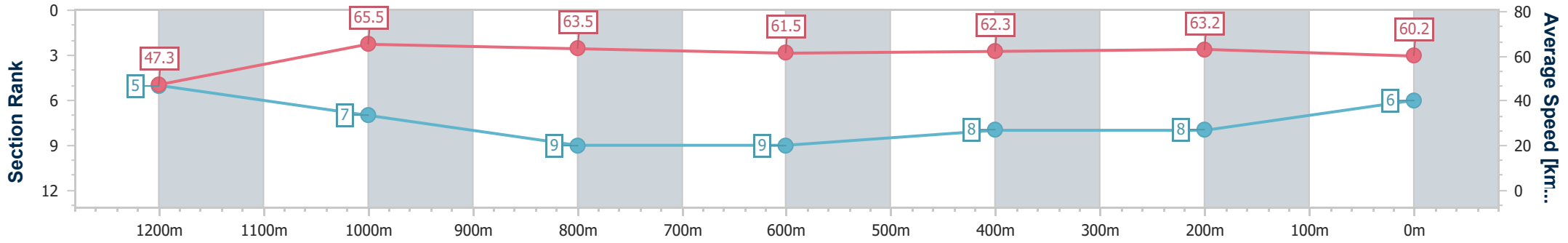
Doomben QLD Professional
Race 7: XXXX DRY Colts, Geldings and Entires Class 1
Handicap - 1350m



11 January 2023 - 16:31
 Track Rating: Good 4, Weather: Fine, Rail Position: +6.5m Entire Course

BRISBANE
 RACING CLUB

Section	Overall	1200m	1000m	800m	600m	400m	200m						
Section Times	1:20.55 [6] (0:11.43)	1:09.12 [5] (0:10.99)	0:58.13 [7] (0:11.44)	0:46.69 [9] (0:11.78)	0:34.91 [9] (0:11.58)	0:23.33 [8] (0:11.36)	0:11.97 [8] (0:11.97)						
Average Speed [km/h]	47.3	65.5	63.5	61.5	62.3	63.2	60.2						
Top Speed [km/h]	63.9	66.4	65.3	62.9	64.3	64.3	63.7						
Avg. Dist. to Rail [m]	6.4	4.5	3.1	1.1	0.6	1.5	2.7						
Avg. Stride Freq. [Hz]	2.2	2.3	2.2	2.2	2.2	2.2	2.2						
Avg. Stride Length [m]	6.2	7.9	7.9	7.8	7.7	7.9	7.6						



- [] Ranking at each section and finish
- .-.- No data available at this section
- NA No data available



Horse/Jockey Name	Jimmy's Dream
Final Rank	7
Fastest Section Time (Section)	0:10.57 (1200m)
Top Speed [km/h] (Section)	69.5 (1200m)
Race State	Finished



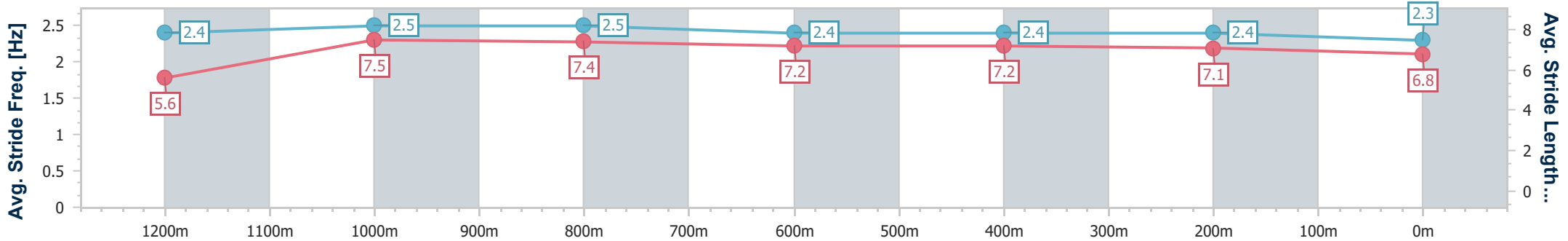
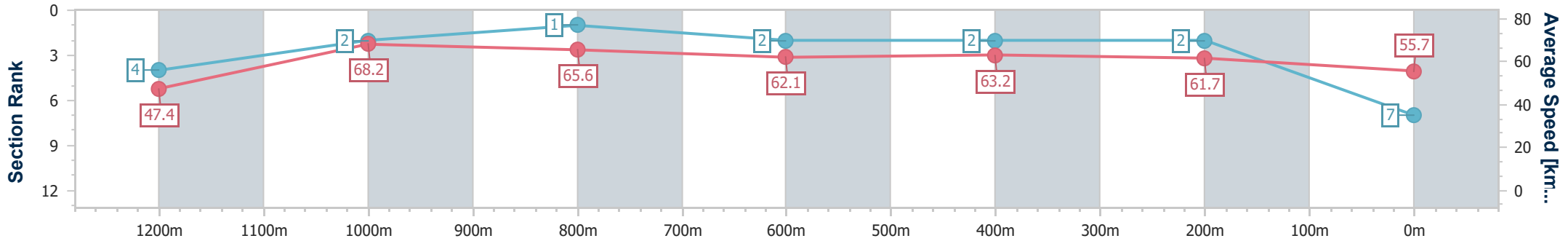
Doomben QLD Professional
Race 7: XXXX DRY Colts, Geldings and Entires Class 1
Handicap - 1350m



11 January 2023 - 16:31
 Track Rating: Good 4, Weather: Fine, Rail Position: +6.5m Entire Course

BRISBANE
 RACING CLUB

Section	Overall	1200m	1000m	800m	600m	400m	200m
Section Times	1:20.63 [7] (0:11.40)	1:09.23 [4] (0:10.57)	0:58.66 [2] (0:10.98)	0:47.68 [1] (0:11.66)	0:36.02 [2] (0:11.48)	0:24.54 [2] (0:11.61)	0:12.93 [2] (0:12.93)
Average Speed [km/h]	47.4	68.2	65.6	62.1	63.2	61.7	55.7
Top Speed [km/h]	65.5	69.5	68.4	63.0	64.3	65.4	59.8
Avg. Dist. to Rail [m]	4.2	1.5	0.7	1.2	1.2	1.9	1.2
Avg. Stride Freq. [Hz]	2.4	2.5	2.5	2.4	2.4	2.4	2.3
Avg. Stride Length [m]	5.6	7.5	7.4	7.2	7.2	7.1	6.8



- [] Ranking at each section and finish
- .-.- No data available at this section
- NA No data available



Horse/Jockey Name	Copperchino
Final Rank	8
Fastest Section Time (Section)	0:10.96 (1200m)
Top Speed [km/h] (Section)	68.4 (1000m)
Race State	Finished



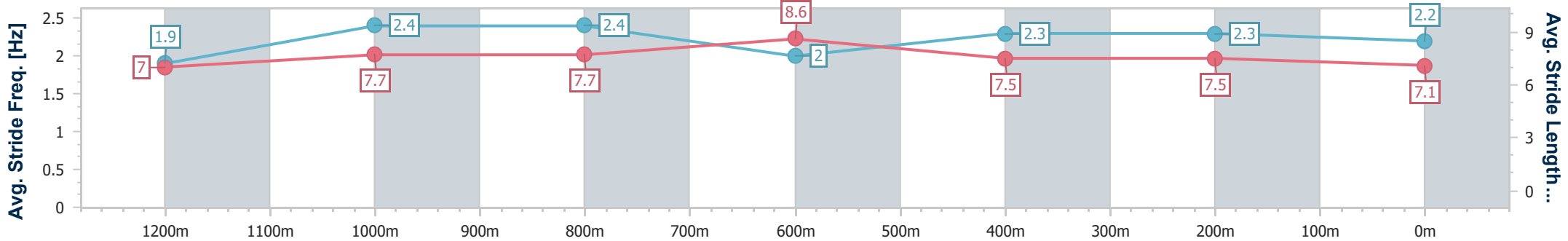
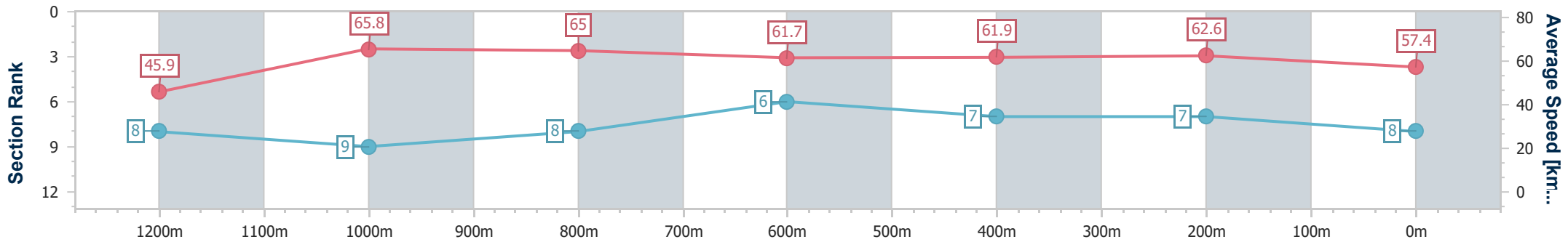
Doomben QLD Professional
Race 7: XXXX DRY Colts, Geldings and Entires Class 1
Handicap - 1350m



11 January 2023 - 16:31
 Track Rating: Good 4, Weather: Fine, Rail Position: +6.5m Entire Course

BRISBANE
 RACING CLUB

Section	Overall	1200m	1000m	800m	600m	400m	200m
Section Times	1:20.98 [8] (0:11.76)	1:09.22 [8] (0:10.96)	0:58.26 [9] (0:11.08)	0:47.18 [8] (0:11.67)	0:35.51 [6] (0:11.53)	0:23.98 [7] (0:11.45)	0:12.53 [7] (0:12.53)
Average Speed [km/h]	45.9	65.8	65.0	61.7	61.9	62.6	57.4
Top Speed [km/h]	61.3	68.4	68.4	62.9	62.8	63.5	60.7
Avg. Dist. to Rail [m]	8.0	2.2	0.9	0.4	1.5	1.6	0.8
Avg. Stride Freq. [Hz]	1.9	2.4	2.4	2.0	2.3	2.3	2.2
Avg. Stride Length [m]	7.0	7.7	7.7	8.6	7.5	7.5	7.1



- [] Ranking at each section and finish
- .-.- No data available at this section
- NA No data available



Horse/Jockey Name	Greyt Intentions
Final Rank	9
Fastest Section Time (Section)	0:10.88 (1200m)
Top Speed [km/h] (Section)	67.9 (1200m)
Race State	Finished

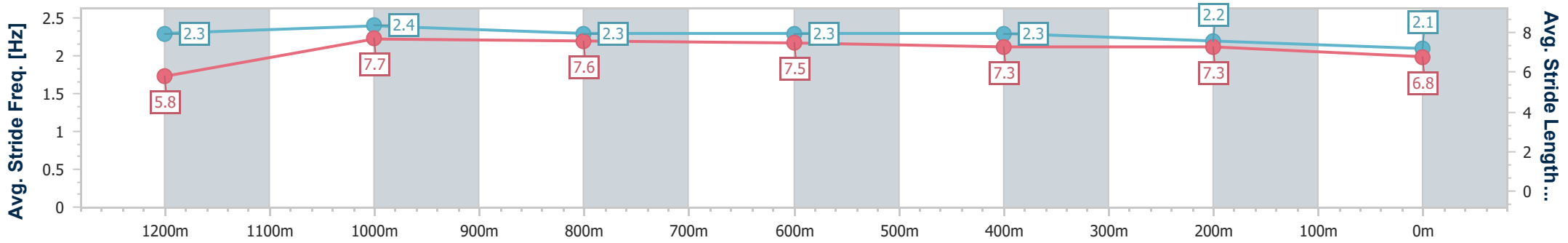
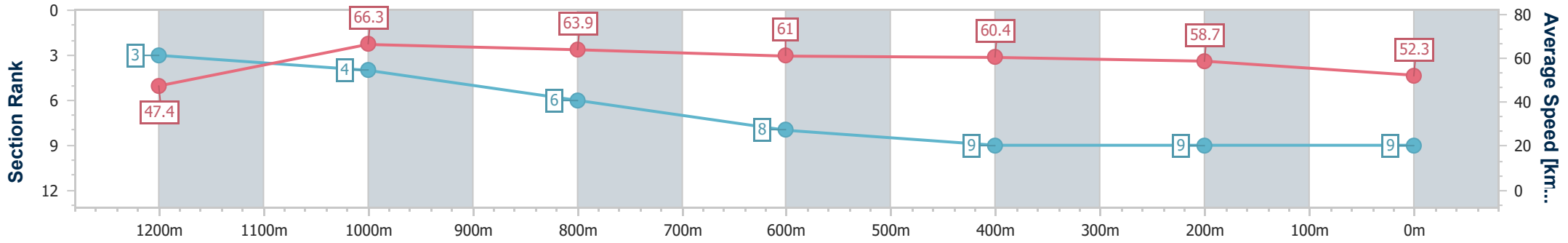


Doomben QLD Professional
Race 7: XXXX DRY Colts, Geldings and Entires Class 1
Handicap - 1350m
 11 January 2023 - 16:31
 Track Rating: Good 4, Weather: Fine, Rail Position: +6.5m Entire Course



BRISBANE
RACING CLUB

Section	Overall	1200m	1000m	800m	600m	400m	200m
Section Times	1:23.58 [9] (0:11.40)	1:12.18 [3] (0:10.88)	1:01.30 [4] (0:11.31)	0:49.99 [6] (0:11.94)	0:38.05 [8] (0:11.99)	0:26.06 [9] (0:12.29)	0:13.77 [9] (0:13.77)
Average Speed [km/h]	47.4	66.3	63.9	61.0	60.4	58.7	52.3
Top Speed [km/h]	65.2	67.9	66.4	62.0	61.2	60.4	56.2
Avg. Dist. to Rail [m]	5.1	3.0	2.3	2.1	1.2	1.2	1.4
Avg. Stride Freq. [Hz]	2.3	2.4	2.3	2.3	2.3	2.2	2.1
Avg. Stride Length [m]	5.8	7.7	7.6	7.5	7.3	7.3	6.8



- [] Ranking at each section and finish
- .-.- No data available at this section
- NA No data available