



Doomben QLD Professional

Race 8: GALLOPERS SPORTS CLUB Fillies and Mares Class 1 Handicap - 1350m

11 January 2023 - 17:07



BRISBANE
RACING CLUB

Track Rating: Good 4, Weather: Fine, Rail Position: +6.5m Entire Course

Section											Last 600m		
Field Times	Overall	1200m	1000m	800m	600m	400m					0:35.32		
	1:20.44 (0:11.13)	1:09.31 (0:10.70)	0:58.61 (0:11.23)	0:47.38 (0:12.06)	0:35.32 (0:12.10)	0:23.22 (0:11.48)							
Rank	TAB	Horse/Jockey	Barrier	Top Speed [km/h]	Fastest Section	Overall	1200m	1000m	800m	600m	400m	Last 600m	Distance Travelled [m]
1	9	SOUNDS DIVINE Andrew Mallyon	10	67.8 1200m	0:10.84 1200m	1:20.44 [1] (0:11.81)	1:08.63 [10] (0:10.84)	0:57.79 [8] (0:11.24)	0:46.55 [8] (0:12.07)	0:34.48 [9] (0:11.76)	0:22.72 [8] (0:11.17)	0:34.48	
2	2	FIRSTLUV Samantha Collett	9	67.1 1000m	0:11.08 400m	1:20.58 [2] (0:11.71)	1:08.87 [9] (0:11.25)	0:57.62 [10] (0:11.09)	0:46.53 [10] (0:12.03)	0:34.50 [10] (0:11.89)	0:22.61 [10] (0:11.08)	0:34.50	+1
3	10	STREET SMARTS Martin Harley	4	67.1 1000m	0:10.98 1200m	1:20.63 [3] (0:11.45)	1:09.18 [7] (0:10.98)	0:58.20 [6] (0:11.27)	0:46.93 [7] (0:12.10)	0:34.83 [7] (0:11.82)	0:23.01 [7] (0:11.22)	0:34.83	+1
4	5	EUROMANTIC Brodie Loy	6	69.3 1200m	0:10.75 1200m	1:20.76 [4] (0:11.39)	1:09.37 [5] (0:10.75)	0:58.62 [3] (0:11.15)	0:47.47 [3] (0:11.95)	0:35.52 [2] (0:12.00)	0:23.52 [1] (0:11.46)	0:35.52	+0
5	3	GAP YEAR Ben Thompson	1	67.9 1000m	0:11.04 1200m	1:20.81 [5] (0:11.41)	1:09.40 [6] (0:11.04)	0:58.36 [7] (0:11.20)	0:47.16 [6] (0:12.10)	0:35.06 [6] (0:11.87)	0:23.19 [6] (0:11.39)	0:35.06	-3
6	6	ROSATO James Orman	2	67.5 1200m	0:10.99 1200m	1:20.89 [6] (0:11.20)	1:09.69 [3] (0:10.99)	0:58.70 [4] (0:11.28)	0:47.42 [4] (0:12.16)	0:35.26 [5] (0:11.92)	0:23.34 [5] (0:11.33)	0:35.26	-1
7	1	QUEENSLANDER Ryan Maloney	5	68.2 1200m	0:10.75 1200m	1:20.93 [7] (0:11.13)	1:09.80 [1] (0:10.75)	0:59.05 [2] (0:11.30)	0:47.75 [2] (0:12.16)	0:35.59 [3] (0:11.98)	0:23.61 [3] (0:11.43)	0:35.59	+2
8	8	CHANTISS Jim Byrne	7	66.4 1000m	0:11.17 1200m	1:20.95 [8] (0:11.53)	1:09.42 [8] (0:11.17)	0:58.25 [9] (0:11.28)	0:46.97 [9] (0:12.00)	0:34.97 [8] (0:11.91)	0:23.06 [9] (0:11.34)	0:34.97	+2
9	11	WAR TOO ALL Nikita Beriman	3	66.6 1000m	0:11.01 1200m	1:21.19 [9] (0:11.18)	1:10.01 [2] (0:11.01)	0:59.00 [5] (0:11.27)	0:47.73 [5] (0:11.99)	0:35.74 [4] (0:12.01)	0:23.73 [4] (0:11.48)	0:35.74	+0
10	7	SPIRIT OF MILAN Michael Cahill	13	69.5 Overall	0:10.58 1200m	1:21.90 [10] (0:11.25)	1:10.65 [4] (0:10.58)	1:00.07 [1] (0:11.23)	0:48.84 [1] (0:12.06)	0:36.78 [1] (0:12.10)	0:24.68 [2] (0:11.59)	0:36.78	-1

Scratched: Sea Ripple (#4), Alpha Jane (#12)

Report Created: Wed 11 January 2023 17:27 GMT+ (Note: Timing is based on position data)

Page 1/15

[] Ranking at each section and finish
 -:-:- No data available at this section
 NA No data available

SCN Saddle cloth number
 DNF Did not finish
 DNT Did not track

data processed by TRIPLESDATA



Doomben QLD Professional
Race 8: GALLOPERS SPORTS CLUB Fillies and Mares Class 1 Handicap
- 1350m
11 January 2023 - 17:07



Track Rating: Good 4, Weather: Fine, Rail Position: +6.5m Entire Course

Section	Overall	1200m	1000m	800m	600m	400m	Last 600m
Field Times	1:20.44 (0:11.13)	1:09.31 (0:10.70)	0:58.61 (0:11.23)	0:47.38 (0:12.06)	0:35.32 (0:12.10)	0:23.22 (0:11.48)	0:35.32

Rank	TAB	Horse/Jockey	Barrier	Top Speed [km/h]	Fastest Section	Overall	1200m	1000m	800m	600m	400m	Last 600m	Distance Travelled [m]
11	13	SPARKY GIRL	11	67.8	0:10.83	1:22.58 [11]	1:08.92 [11]	0:58.09 [11]	0:47.17 [11]	0:35.92 [11]	0:24.42 [11]	0:35.92	-5
		Jason Taylor		1200m	1200m	(0:13.66)	(0:10.83)	(0:10.92)	(0:11.25)	(0:11.50)	(0:11.71)		

Scratched: Sea Ripple (#4), Alpha Jane (#12)



Doomben QLD Professional
Race 8: GALLOPERS SPORTS CLUB Fillies and Mares Class 1 Handicap
- 1350m

11 January 2023 - 17:07



BRISBANE
RACING CLUB

Track Rating: Good 4, Weather: Fine, Rail Position: +6.5m Entire Course

Section				200m				Last 600m	
Field Times				0:11.74 (0:11.74)				0:35.32	
Rank	TAB Horse/Jockey	Barrier	Top Speed [km/h]	Fastest Section	Margin				Distance Travelled [m]
1	9 SOUNDS DIVINE Andrew Mallyon	10	67.8 1200m	0:10.84 1200m	0:11.55 [6] (0:11.55)	1:20.44		0:34.48	
2	2 FIRSTLUV Samantha Collett	9	67.1 1000m	0:11.08 400m	0:11.53 [9] (0:11.53)	0.81L		0:34.50	+1
3	10 STREET SMARTS Martin Harley	4	67.1 1000m	0:10.98 1200m	0:11.79 [5] (0:11.79)	1.14L		0:34.83	+1
4	5 EUROMANTIC Brodie Loy	6	69.3 1200m	0:10.75 1200m	0:12.06 [1] (0:12.06)	1.91L		0:35.52	+0
5	3 GAP YEAR Ben Thompson	1	67.9 1000m	0:11.04 1200m	0:11.80 [8] (0:11.80)	2.17L		0:35.06	-3
6	6 ROSATO James Orman	2	67.5 1200m	0:10.99 1200m	0:12.01 [4] (0:12.01)	2.66L		0:35.26	-1
7	1 QUEENSLANDER Ryan Maloney	5	68.2 1200m	0:10.75 1200m	0:12.18 [2] (0:12.18)	2.89L		0:35.59	+2
8	8 CHANTISS Jim Byrne	7	66.4 1000m	0:11.17 1200m	0:11.72 [10] (0:11.72)	3.01L		0:34.97	+2
9	11 WAR TOO ALL Nikita Beriman	3	66.6 1000m	0:11.01 1200m	0:12.25 [7] (0:12.25)	4.44L		0:35.74	+0
10	7 SPIRIT OF MILAN Michael Cahill	13	69.5 Overall	0:10.58 1200m	0:13.09 [3] (0:13.09)	8.6L		0:36.78	-1

Scratched: Sea Ripple (#4), Alpha Jane (#12)

[] Ranking at each section and finish
 -:-:- No data available at this section
 NA No data available

SCN Saddle cloth number
 DNF Did not finish
 DNT Did not track



Doomben QLD Professional
Race 8: GALLOPERS SPORTS CLUB Fillies and Mares Class 1 Handicap
- 1350m
11 January 2023 - 17:07



Track Rating: Good 4, Weather: Fine, Rail Position: +6.5m Entire Course

Section		200m		Last 600m		
Field Times		0:11.74 (0:11.74)		0:35.32		
Rank	TAB Horse/Jockey	Barrier	Top Speed [km/h]	Fastest Section	Margin	Distance Travelled [m]
11	13 SPARKY GIRL	11	67.8	0:10.83	0:12.71 [11]	12.62L
	Jason Taylor		1200m	1200m	(0:12.71)	0:35.92 -5

Scratched: Sea Ripple (#4), Alpha Jane (#12)

[] Ranking at each section and finish
 -:-:- No data available at this section
 NA No data available

SCN Saddle cloth number
 DNF Did not finish
 DNT Did not track



Horse/Jockey Name	Sounds Divine
Final Rank	1
Fastest Section Time (Section)	0:10.84 (1200m)
Top Speed [km/h] (Section)	67.8 (1200m)
Race State	Finished

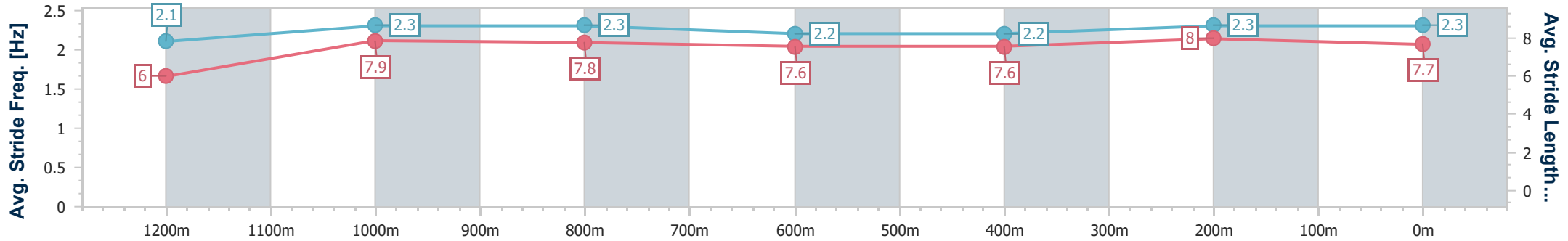
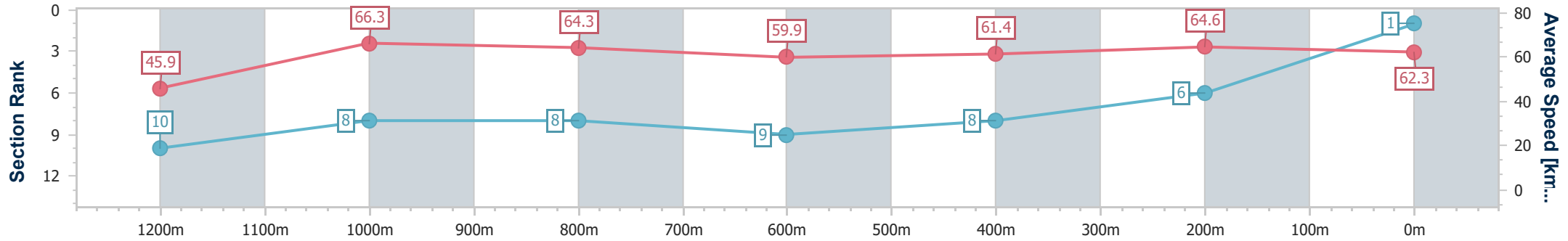


Doomben QLD Professional
Race 8: GALLOPERS SPORTS CLUB Fillies and Mares Class 1 Handicap - 1350m
 11 January 2023 - 17:07
 Track Rating: Good 4, Weather: Fine, Rail Position: +6.5m Entire Course



BRISBANE RACING CLUB

Section	Overall	1200m	1000m	800m	600m	400m	200m
Section Times	1:20.44 [1] (0:11.81)	1:08.63 [10] (0:10.84)	0:57.79 [8] (0:11.24)	0:46.55 [8] (0:12.07)	0:34.48 [9] (0:11.76)	0:22.72 [8] (0:11.17)	0:11.55 [6] (0:11.55)
Average Speed [km/h]	45.9	66.3	64.3	59.9	61.4	64.6	62.3
Top Speed [km/h]	67.8	67.8	66.5	61.3	65.4	65.9	65.5
Avg. Dist. to Rail [m]	7.6	0.7	1.2	0.7	0.4	3.0	6.7
Avg. Stride Freq. [Hz]	2.1	2.3	2.3	2.2	2.2	2.3	2.3
Avg. Stride Length [m]	6.0	7.9	7.8	7.6	7.6	8.0	7.7



- [] Ranking at each section and finish
- .-.- No data available at this section
- NA No data available



Horse/Jockey Name	Firstluv
Final Rank	2
Fastest Section Time (Section)	0:11.08 (400m)
Top Speed [km/h] (Section)	67.1 (1000m)
Race State	Finished

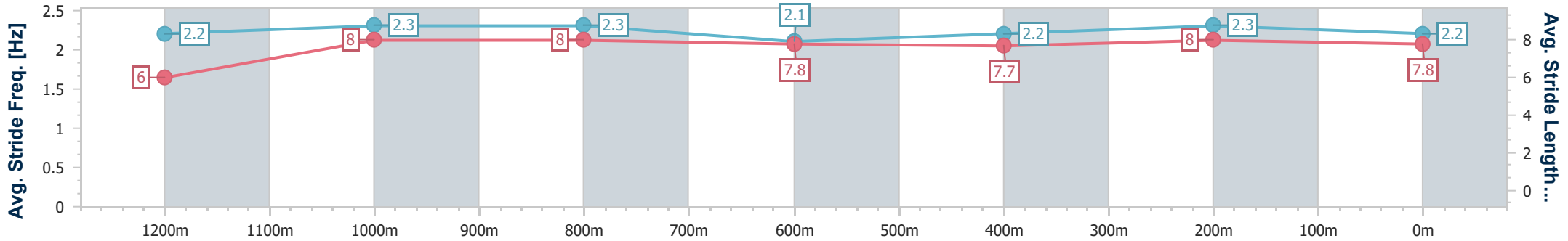
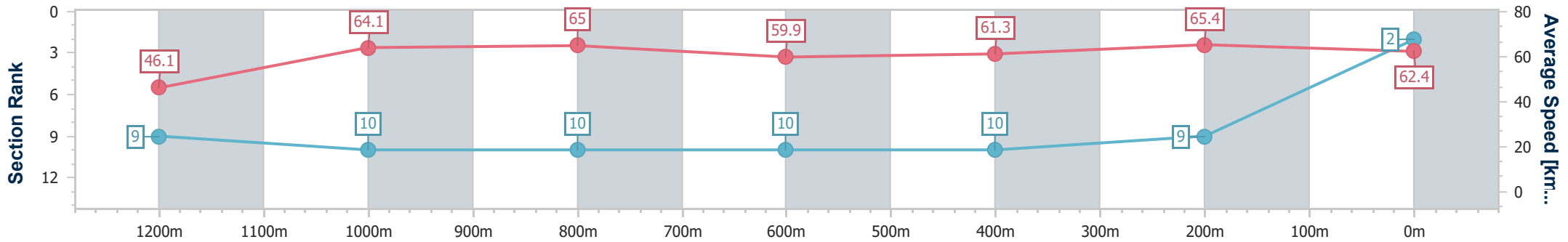


Doomben QLD Professional
Race 8: GALLOPERS SPORTS CLUB Fillies and Mares Class 1 Handicap - 1350m
 11 January 2023 - 17:07
 Track Rating: Good 4, Weather: Fine, Rail Position: +6.5m Entire Course



BRISBANE RACING CLUB

Section	Overall	1200m	1000m	800m	600m	400m	200m
Section Times	1:20.58 [2] (0:11.71)	1:08.87 [9] (0:11.25)	0:57.62 [10] (0:11.09)	0:46.53 [10] (0:12.03)	0:34.50 [10] (0:11.89)	0:22.61 [10] (0:11.08)	0:11.53 [9] (0:11.53)
Average Speed [km/h]	46.1	64.1	65.0	59.9	61.3	65.4	62.4
Top Speed [km/h]	62.9	66.2	67.1	62.2	63.1	66.6	65.7
Avg. Dist. to Rail [m]	7.7	2.1	0.6	0.5	2.0	4.9	7.0
Avg. Stride Freq. [Hz]	2.2	2.3	2.3	2.1	2.2	2.3	2.2
Avg. Stride Length [m]	6.0	8.0	8.0	7.8	7.7	8.0	7.8



- [] Ranking at each section and finish
- .-.- No data available at this section
- NA No data available



Horse/Jockey Name	Street Smarts
Final Rank	3
Fastest Section Time (Section)	0:10.98 (1200m)
Top Speed [km/h] (Section)	67.1 (1000m)
Race State	Finished

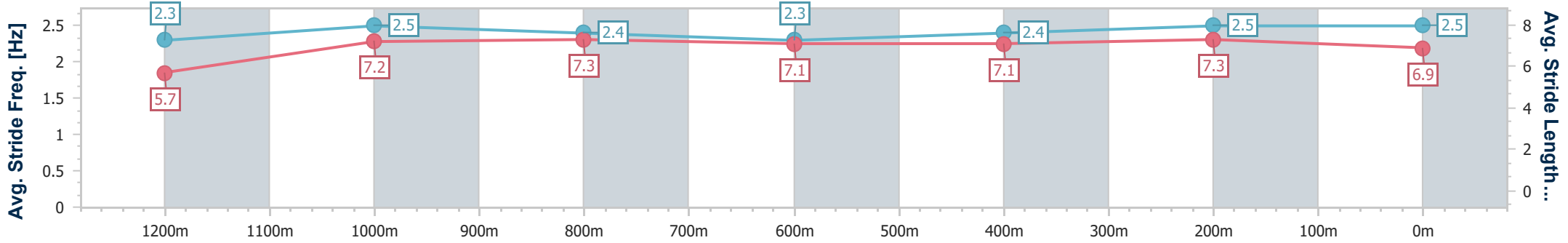
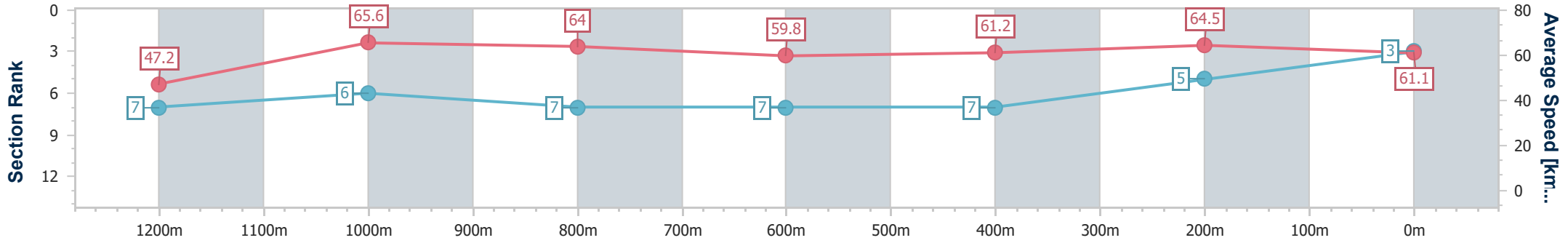


Doomben QLD Professional
Race 8: GALLOPERS SPORTS CLUB Fillies and Mares Class 1 Handicap - 1350m
 11 January 2023 - 17:07
 Track Rating: Good 4, Weather: Fine, Rail Position: +6.5m Entire Course



BRISBANE
RACING CLUB

Section	Overall	1200m	1000m	800m	600m	400m	200m
Section Times	1:20.63 [3] (0:11.45)	1:09.18 [7] (0:10.98)	0:58.20 [6] (0:11.27)	0:46.93 [7] (0:12.10)	0:34.83 [7] (0:11.82)	0:23.01 [7] (0:11.22)	0:11.79 [5] (0:11.79)
Average Speed [km/h]	47.2	65.6	64.0	59.8	61.2	64.5	61.1
Top Speed [km/h]	65.9	66.8	67.1	61.4	63.5	65.8	63.7
Avg. Dist. to Rail [m]	4.0	1.3	1.0	0.9	0.9	4.2	6.6
Avg. Stride Freq. [Hz]	2.3	2.5	2.4	2.3	2.4	2.5	2.5
Avg. Stride Length [m]	5.7	7.2	7.3	7.1	7.1	7.3	6.9



- [] Ranking at each section and finish
- .-.- No data available at this section
- NA No data available



Horse/Jockey Name	Euromantic
Final Rank	4
Fastest Section Time (Section)	0:10.75 (1200m)
Top Speed [km/h] (Section)	69.3 (1200m)
Race State	Finished

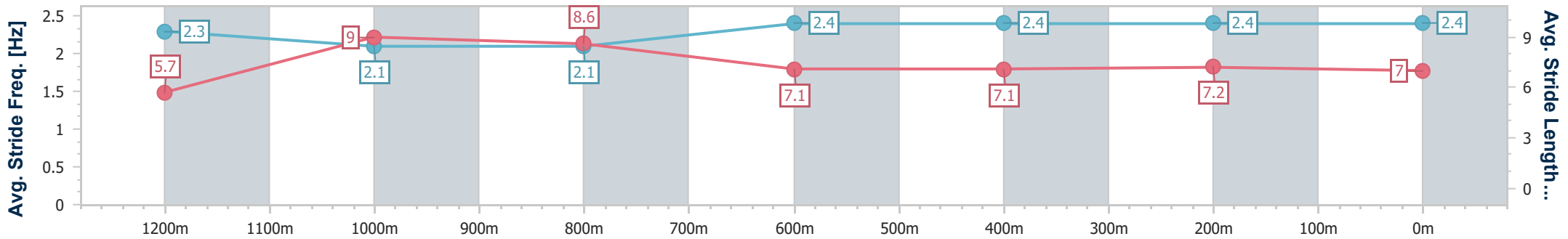
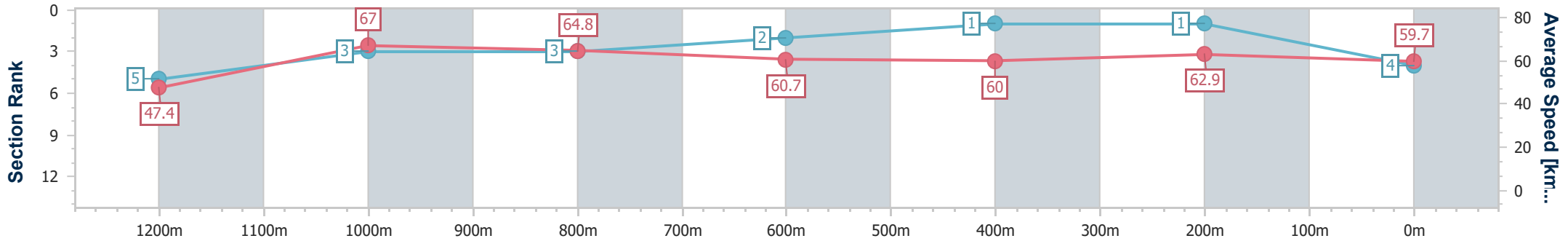


Doomben QLD Professional
Race 8: GALLOPERS SPORTS CLUB Fillies and Mares Class 1 Handicap - 1350m
 11 January 2023 - 17:07
 Track Rating: Good 4, Weather: Fine, Rail Position: +6.5m Entire Course



BRISBANE
RACING CLUB

Section	Overall	1200m	1000m	800m	600m	400m	200m
Section Times	1:20.76 [4] (0:11.39)	1:09.37 [5] (0:10.75)	0:58.62 [3] (0:11.15)	0:47.47 [3] (0:11.95)	0:35.52 [2] (0:12.00)	0:23.52 [1] (0:11.46)	0:12.06 [1] (0:12.06)
Average Speed [km/h]	47.4	67.0	64.8	60.7	60.0	62.9	59.7
Top Speed [km/h]	65.7	69.3	67.8	62.1	61.8	64.4	63.0
Avg. Dist. to Rail [m]	6.0	1.0	1.6	1.3	0.3	0.7	0.4
Avg. Stride Freq. [Hz]	2.3	2.1	2.1	2.4	2.4	2.4	2.4
Avg. Stride Length [m]	5.7	9.0	8.6	7.1	7.1	7.2	7.0



- [] Ranking at each section and finish
- .-.- No data available at this section
- NA No data available



Horse/Jockey Name	Gap Year
Final Rank	5
Fastest Section Time (Section)	0:11.04 (1200m)
Top Speed [km/h] (Section)	67.9 (1000m)
Race State	Finished

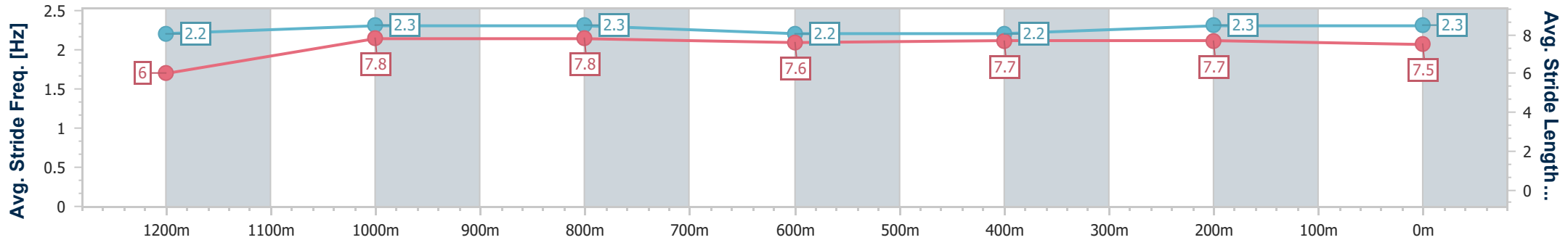
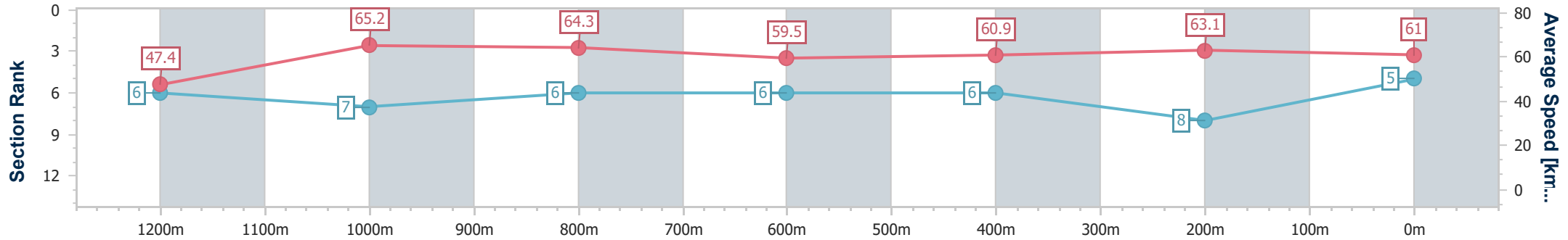


Doomben QLD Professional
Race 8: GALLOPERS SPORTS CLUB Fillies and Mares Class 1 Handicap - 1350m
 11 January 2023 - 17:07
 Track Rating: Good 4, Weather: Fine, Rail Position: +6.5m Entire Course



BRISBANE
RACING CLUB

Section	Overall	1200m	1000m	800m	600m	400m	200m
Section Times	1:20.81 [5] (0:11.41)	1:09.40 [6] (0:11.04)	0:58.36 [7] (0:11.20)	0:47.16 [6] (0:12.10)	0:35.06 [6] (0:11.87)	0:23.19 [6] (0:11.39)	0:11.80 [8] (0:11.80)
Average Speed [km/h]	47.4	65.2	64.3	59.5	60.9	63.1	61.0
Top Speed [km/h]	66.6	67.2	67.9	60.5	63.5	64.2	62.8
Avg. Dist. to Rail [m]	2.1	0.2	0.1	0.3	0.4	0.4	1.2
Avg. Stride Freq. [Hz]	2.2	2.3	2.3	2.2	2.2	2.3	2.3
Avg. Stride Length [m]	6.0	7.8	7.8	7.6	7.7	7.7	7.5



- [] Ranking at each section and finish
- .-.- No data available at this section
- NA No data available



Horse/Jockey Name	Rosato
Final Rank	6
Fastest Section Time (Section)	0:10.99 (1200m)
Top Speed [km/h] (Section)	67.5 (1200m)
Race State	Finished

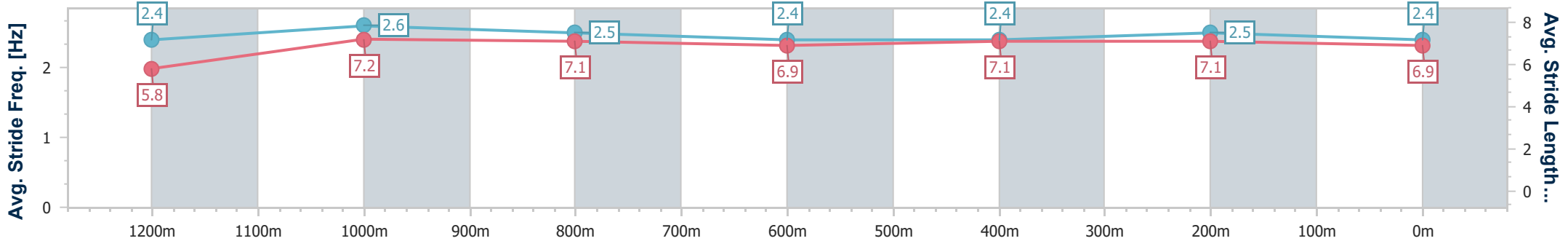
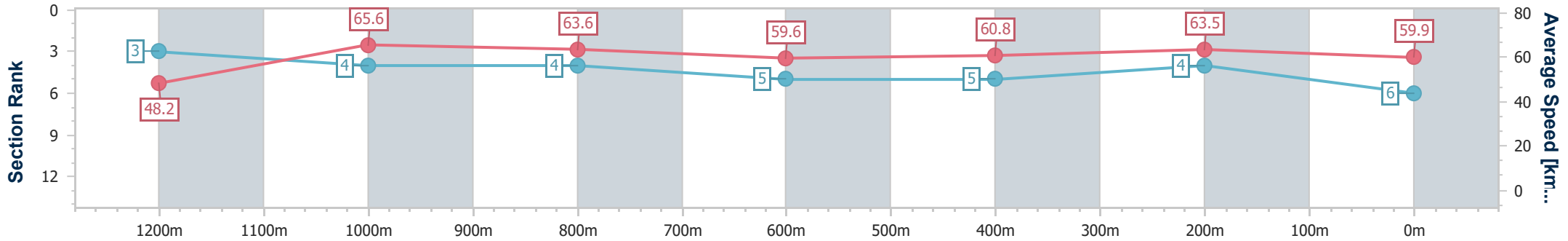


Doomben QLD Professional
Race 8: GALLOPERS SPORTS CLUB Fillies and Mares Class 1 Handicap - 1350m
 11 January 2023 - 17:07
 Track Rating: Good 4, Weather: Fine, Rail Position: +6.5m Entire Course



BRISBANE RACING CLUB

Section	Overall	1200m	1000m	800m	600m	400m	200m
Section Times	1:20.89 [6] (0:11.20)	1:09.69 [3] (0:10.99)	0:58.70 [4] (0:11.28)	0:47.42 [4] (0:12.16)	0:35.26 [5] (0:11.92)	0:23.34 [5] (0:11.33)	0:12.01 [4] (0:12.01)
Average Speed [km/h]	48.2	65.6	63.6	59.6	60.8	63.5	59.9
Top Speed [km/h]	65.9	67.5	66.9	61.2	62.7	64.5	62.1
Avg. Dist. to Rail [m]	2.9	0.3	0.6	1.3	1.3	1.1	1.5
Avg. Stride Freq. [Hz]	2.4	2.6	2.5	2.4	2.4	2.5	2.4
Avg. Stride Length [m]	5.8	7.2	7.1	6.9	7.1	7.1	6.9



- [] Ranking at each section and finish
- .-.- No data available at this section
- NA No data available



Horse/Jockey Name	Queenslander
Final Rank	7
Fastest Section Time (Section)	0:10.75 (1200m)
Top Speed [km/h] (Section)	68.2 (1200m)
Race State	Finished

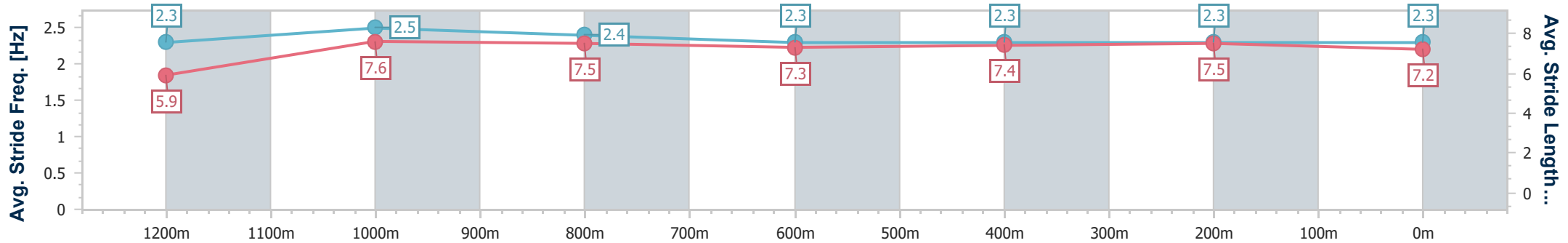
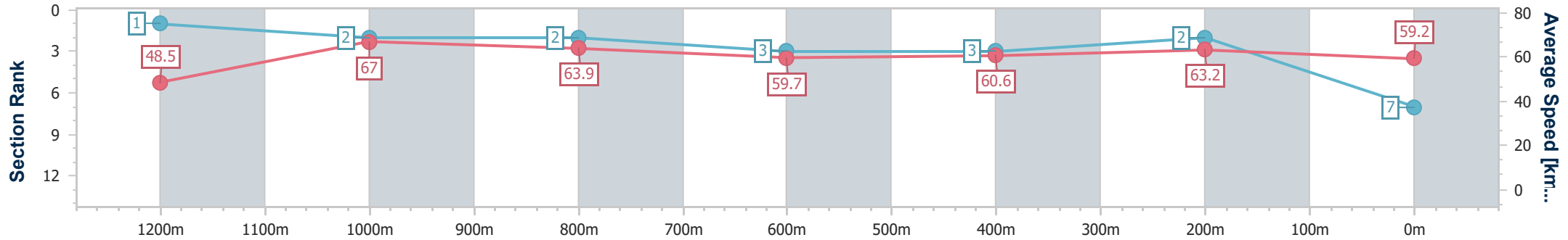


Doomben QLD Professional
Race 8: GALLOPERS SPORTS CLUB Fillies and Mares Class 1 Handicap - 1350m
 11 January 2023 - 17:07
 Track Rating: Good 4, Weather: Fine, Rail Position: +6.5m Entire Course



BRISBANE
RACING CLUB

Section	Overall	1200m	1000m	800m	600m	400m	200m
Section Times	1:20.93 [7] (0:11.13)	1:09.80 [1] (0:10.75)	0:59.05 [2] (0:11.30)	0:47.75 [2] (0:12.16)	0:35.59 [3] (0:11.98)	0:23.61 [3] (0:11.43)	0:12.18 [2] (0:12.18)
Average Speed [km/h]	48.5	67.0	63.9	59.7	60.6	63.2	59.2
Top Speed [km/h]	67.0	68.2	68.1	61.1	61.7	65.2	62.8
Avg. Dist. to Rail [m]	5.2	2.2	1.5	1.5	1.1	2.4	2.2
Avg. Stride Freq. [Hz]	2.3	2.5	2.4	2.3	2.3	2.3	2.3
Avg. Stride Length [m]	5.9	7.6	7.5	7.3	7.4	7.5	7.2



- [] Ranking at each section and finish
- .-.- No data available at this section
- NA No data available



Horse/Jockey Name	Chantiss
Final Rank	8
Fastest Section Time (Section)	0:11.17 (1200m)
Top Speed [km/h] (Section)	66.4 (1000m)
Race State	Finished

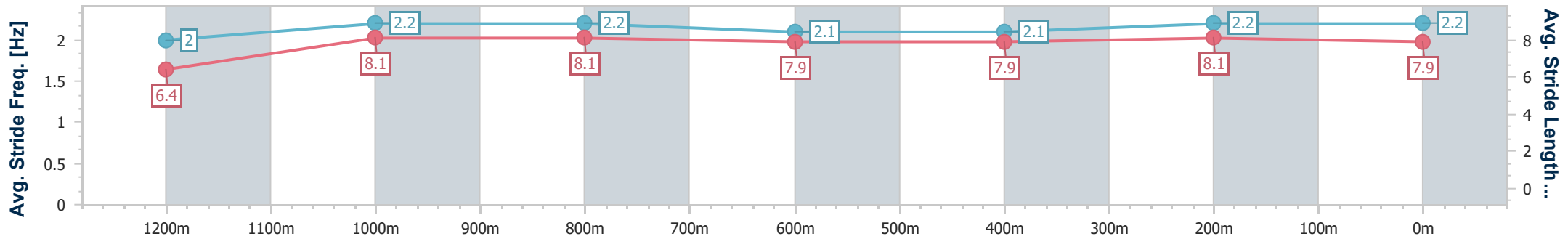
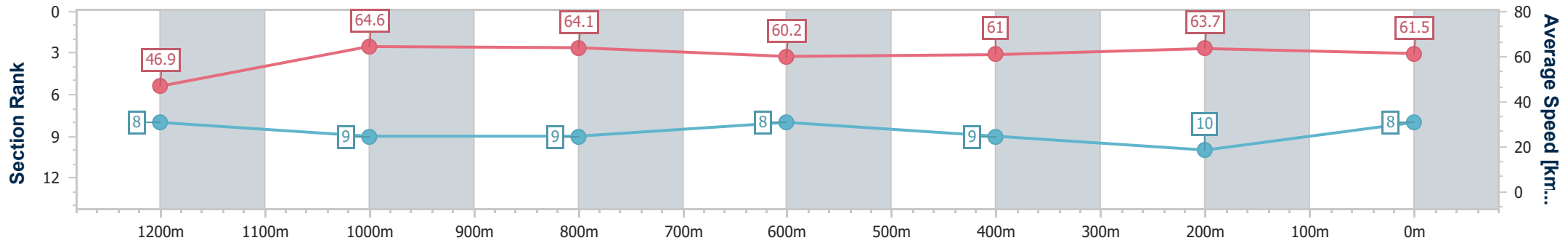


Doomben QLD Professional
Race 8: GALLOPERS SPORTS CLUB Fillies and Mares Class 1
Handicap - 1350m
11 January 2023 - 17:07
Track Rating: Good 4, Weather: Fine, Rail Position: +6.5m Entire
Course



BRISBANE
RACING CLUB

Section	Overall	1200m	1000m	800m	600m	400m	200m
Section Times	1:20.95 [8] (0:11.53)	1:09.42 [8] (0:11.17)	0:58.25 [9] (0:11.28)	0:46.97 [9] (0:12.00)	0:34.97 [8] (0:11.91)	0:23.06 [9] (0:11.34)	0:11.72 [10] (0:11.72)
Average Speed [km/h]	46.9	64.6	64.1	60.2	61.0	63.7	61.5
Top Speed [km/h]	64.8	65.5	66.4	63.0	63.2	64.7	63.4
Avg. Dist. to Rail [m]	6.0	0.6	1.6	1.0	1.5	3.3	7.0
Avg. Stride Freq. [Hz]	2.0	2.2	2.2	2.1	2.1	2.2	2.2
Avg. Stride Length [m]	6.4	8.1	8.1	7.9	7.9	8.1	7.9



- [] Ranking at each section and finish
- .-.- No data available at this section
- NA No data available



Horse/Jockey Name	War Too All
Final Rank	9
Fastest Section Time (Section)	0:11.01 (1200m)
Top Speed [km/h] (Section)	66.6 (1000m)
Race State	Finished

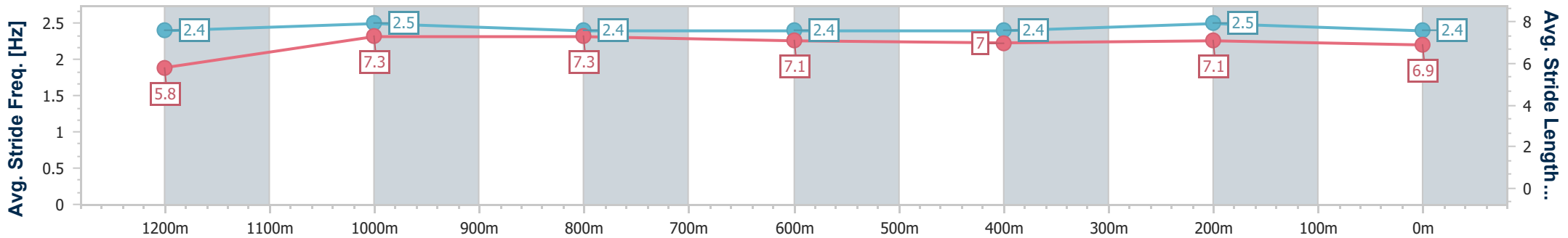
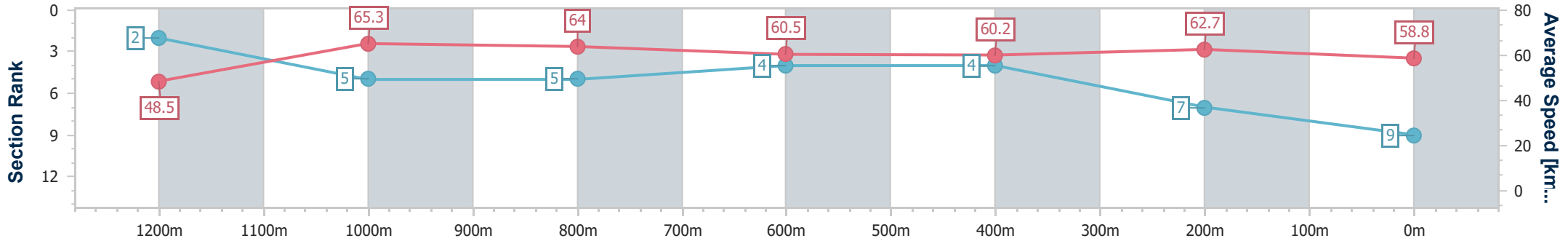


Doomben QLD Professional
Race 8: GALLOPERS SPORTS CLUB Fillies and Mares Class 1 Handicap - 1350m
 11 January 2023 - 17:07
 Track Rating: Good 4, Weather: Fine, Rail Position: +6.5m Entire Course



BRISBANE
RACING CLUB

Section	Overall	1200m	1000m	800m	600m	400m	200m
Section Times	1:21.19 [9] (0:11.18)	1:10.01 [2] (0:11.01)	0:59.00 [5] (0:11.27)	0:47.73 [5] (0:11.99)	0:35.74 [4] (0:12.01)	0:23.73 [4] (0:11.48)	0:12.25 [7] (0:12.25)
Average Speed [km/h]	48.5	65.3	64.0	60.5	60.2	62.7	58.8
Top Speed [km/h]	64.3	65.9	66.6	61.3	62.1	63.7	63.2
Avg. Dist. to Rail [m]	4.1	1.9	1.5	1.2	0.7	0.4	2.5
Avg. Stride Freq. [Hz]	2.4	2.5	2.4	2.4	2.4	2.5	2.4
Avg. Stride Length [m]	5.8	7.3	7.3	7.1	7.0	7.1	6.9



- [] Ranking at each section and finish
- .-.- No data available at this section
- NA No data available



Horse/Jockey Name	Spirit Of Milan
Final Rank	10
Fastest Section Time (Section)	0:10.58 (1200m)
Top Speed [km/h] (Section)	69.5 (Overall)
Race State	Finished

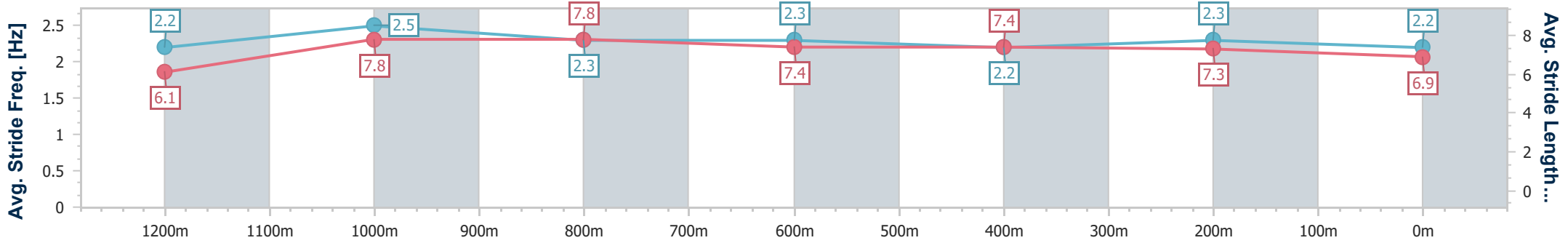
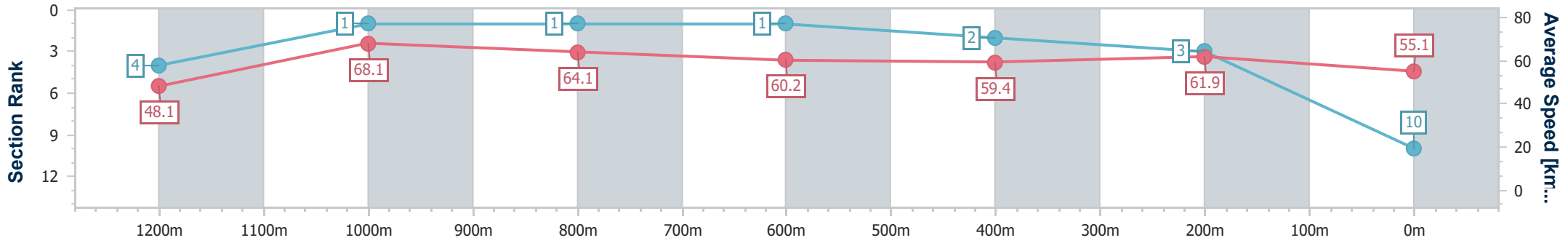


Doomben QLD Professional
Race 8: GALLOPERS SPORTS CLUB Fillies and Mares Class 1 Handicap - 1350m
 11 January 2023 - 17:07
 Track Rating: Good 4, Weather: Fine, Rail Position: +6.5m Entire Course



BRISBANE RACING CLUB

Section	Overall	1200m	1000m	800m	600m	400m	200m
Section Times	1:21.90 [10] (0:11.25)	1:10.65 [4] (0:10.58)	1:00.07 [1] (0:11.23)	0:48.84 [1] (0:12.06)	0:36.78 [1] (0:12.10)	0:24.68 [2] (0:11.59)	0:13.09 [3] (0:13.09)
Average Speed [km/h]	48.1	68.1	64.1	60.2	59.4	61.9	55.1
Top Speed [km/h]	69.5	69.4	67.5	61.1	60.6	63.5	60.0
Avg. Dist. to Rail [m]	10.2	4.5	1.3	1.5	0.5	0.4	0.4
Avg. Stride Freq. [Hz]	2.2	2.5	2.3	2.3	2.2	2.3	2.2
Avg. Stride Length [m]	6.1	7.8	7.8	7.4	7.4	7.3	6.9



- [] Ranking at each section and finish
- .-.- No data available at this section
- NA No data available



Horse/Jockey Name	Sparky Girl
Final Rank	11
Fastest Section Time (Section)	0:10.83 (1200m)
Top Speed [km/h] (Section)	67.8 (1200m)
Race State	Finished

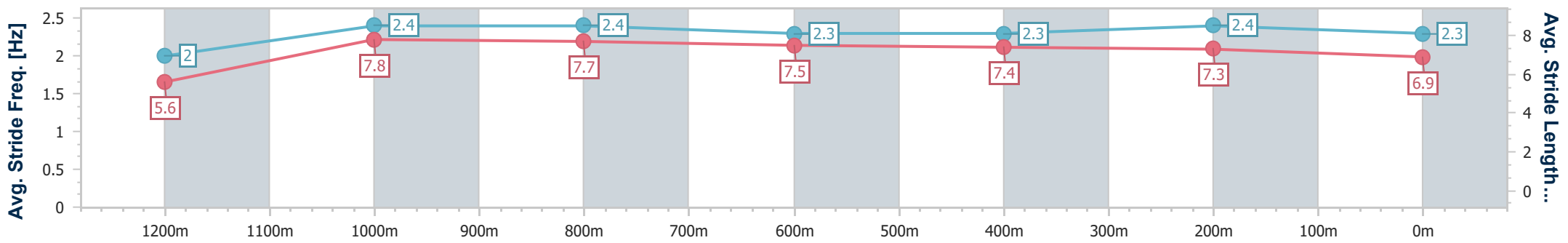
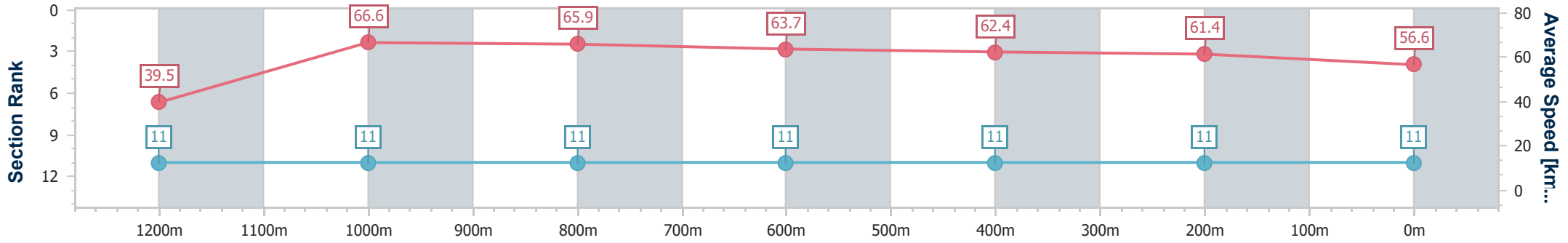


Doomben QLD Professional
Race 8: GALLOPERS SPORTS CLUB Fillies and Mares Class 1 Handicap - 1350m
 11 January 2023 - 17:07
 Track Rating: Good 4, Weather: Fine, Rail Position: +6.5m Entire Course



BRISBANE RACING CLUB

Section	Overall	1200m	1000m	800m	600m	400m	200m
Section Times	1:22.58 [11] (0:13.66)	1:08.92 [11] (0:10.83)	0:58.09 [11] (0:10.92)	0:47.17 [11] (0:11.25)	0:35.92 [11] (0:11.50)	0:24.42 [11] (0:11.71)	0:12.71 [11] (0:12.71)
Average Speed [km/h]	39.5	66.6	65.9	63.7	62.4	61.4	56.6
Top Speed [km/h]	63.4	67.8	67.3	64.6	63.9	62.3	61.8
Avg. Dist. to Rail [m]	9.0	2.2	0.9	0.7	0.9	0.5	0.5
Avg. Stride Freq. [Hz]	2.0	2.4	2.4	2.3	2.3	2.4	2.3
Avg. Stride Length [m]	5.6	7.8	7.7	7.5	7.4	7.3	6.9



- [] Ranking at each section and finish
- .-.- No data available at this section
- NA No data available