



Doomben QLD Professional

Race 9: BRC MEMBERSHIP PLUS BENCHMARK 75 Handicap - 1200m

11 January 2023 - 17:45



BRISBANE
RACING CLUB

Track Rating: Good 4, Weather: Fine, Rail Position: +6.5m Entire Course

Section												Last 600m		
Field Times		Overall	1000m	800m	600m	400m	200m						0:33.90	
		1:09.75 (0:13.74)	0:56.01 (0:10.91)	0:45.10 (0:11.20)	0:33.90 (0:11.28)	0:22.62 (0:11.13)	0:11.49 (0:11.49)							
Rank	TAB	Horse/Jockey	Barrier	Top Speed [km/h]	Fastest Section							Margin	Distance Travelled [m]	
1	10	FASTCONI James Orman	14	69.8 400m	0:10.67 400m	1:09.75 [1] (0:14.32)	0:55.43 [8] (0:11.13)	0:44.30 [8] (0:11.44)	0:32.86 [10] (0:10.91)	0:21.95 [8] (0:10.67)	0:11.28 [2] (0:11.28)	1:09.75	0:32.86	
2	13	MAGIC CONQUEROR Larry Cassidy	3	68.2 Overall	0:10.96 1000m	1:09.99 [2] (0:13.74)	0:56.25 [1] (0:10.96)	0:45.29 [2] (0:11.27)	0:34.02 [2] (0:11.24)	0:22.78 [2] (0:11.05)	0:11.73 [1] (0:11.73)	1.39L	0:34.02	-9
3	19	VETTA VELOCITA Nikita Beriman	8	67.8 400m	0:10.74 400m	1:10.01 [3] (0:14.57)	0:55.44 [11] (0:10.99)	0:44.45 [11] (0:11.20)	0:33.25 [9] (0:11.07)	0:22.18 [9] (0:10.74)	0:11.44 [7] (0:11.44)	1.54L	0:33.25	-6
4	5	BUNDYANDCOKE Tegan Harrison	9	66.8 1000m	0:10.96 400m	1:10.09 [4] (0:13.94)	0:56.15 [5] (0:11.16)	0:44.99 [5] (0:11.30)	0:33.69 [6] (0:11.10)	0:22.59 [5] (0:10.96)	0:11.63 [4] (0:11.63)	2.02L	0:33.69	-4
5	8	HOLIDAY DREAMS Martin Harley	4	68.3 1000m	0:10.88 1000m	1:10.14 [5] (0:13.77)	0:56.37 [2] (0:10.88)	0:45.49 [1] (0:11.20)	0:34.29 [1] (0:11.28)	0:23.01 [1] (0:11.18)	0:11.83 [2] (0:11.83)	2.31L	0:34.29	-4
6	4	SUBTERRANEAN Andrew Mallyon	2	67.8 400m	0:10.84 400m	1:10.23 [6] (0:14.10)	0:56.13 [6] (0:11.16)	0:44.97 [7] (0:11.44)	0:33.53 [8] (0:11.17)	0:22.36 [10] (0:10.84)	0:11.52 [10] (0:11.52)	2.81L	0:33.53	-4
7	11	HEAD LEGISLATOR Brodie Loy	1	67.3 1000m	0:10.99 1000m	1:10.25 [7] (0:14.18)	0:56.07 [7] (0:10.99)	0:45.08 [6] (0:11.10)	0:33.98 [5] (0:11.17)	0:22.81 [6] (0:11.11)	0:11.70 [8] (0:11.70)	2.95L	0:33.98	-8
8	7	MAXCALEMMA Ryan Maloney	16	68.3 1000m	0:10.79 400m	1:10.45 [8] (0:14.53)	0:55.92 [10] (0:11.00)	0:44.92 [10] (0:11.43)	0:33.49 [12] (0:11.01)	0:22.48 [11] (0:10.79)	0:11.69 [11] (0:11.69)	4.1L	0:33.49	+1
9	14	CAPRI OF TUFFY Ben Thompson	15	67.4 1000m	0:11.01 400m	1:10.49 [9] (0:14.59)	0:55.90 [12] (0:11.04)	0:44.86 [12] (0:11.31)	0:33.55 [11] (0:11.08)	0:22.47 [12] (0:11.01)	0:11.46 [12] (0:11.46)	4.35L	0:33.55	-4
10	3	ABDICATING Michael Cahill	7	67.8 1000m	0:10.96 1000m	1:10.55 [10] (0:14.49)	0:56.06 [9] (0:10.96)	0:45.10 [9] (0:11.17)	0:33.93 [7] (0:11.12)	0:22.81 [7] (0:11.02)	0:11.79 [9] (0:11.79)	4.71L	0:33.93	-8

Scratched: Perseids (#1), Northuldra (#16), Lucifer's Reward (#18), De Manara (#17), Spinning Spirit (#12), Lambdoma Energy (#20), Dovetail Diva (#6), Kudu (#9)

[] Ranking at each section and finish
-:-:- No data available at this section
NA No data available

SCN Saddle cloth number
DNF Did not finish
DNT Did not track



Doomben QLD Professional

Race 9: BRC MEMBERSHIP PLUS BENCHMARK 75 Handicap - 1200m

11 January 2023 - 17:45



BRISBANE
RACING CLUB

Track Rating: Good 4, Weather: Fine, Rail Position: +6.5m Entire Course

Section		Overall	1000m	800m	600m	400m	200m	Last 600m	
Field Times		1:09.75 (0:13.74)	0:56.01 (0:10.91)	0:45.10 (0:11.20)	0:33.90 (0:11.28)	0:22.62 (0:11.13)	0:11.49 (0:11.49)	0:33.90	

Rank	TAB	Horse/Jockey	Barrier	Top Speed [km/h]	Fastest Section	Overall	1000m	800m	600m	400m	200m	Margin	Distance Travelled [m]	
11	15	ONCHAO	13	68.1	0:11.04	1:10.59 [11]	0:56.73 [3]	0:45.69 [4]	0:34.44 [3]	0:23.18 [3]	0:11.98 [6]	4.95L	0:34.44	-5
		Chris Whiteley		Overall	1000m	(0:13.86)	(0:11.04)	(0:11.25)	(0:11.26)	(0:11.20)	(0:11.98)			
12	2	RHYTHMIC PULSE	17	67.3	0:10.99	1:12.42 [12]	0:58.57 [4]	0:47.58 [3]	0:36.27 [4]	0:24.99 [4]	0:13.94 [5]	15.73L	0:36.27	+1
		Kyle Wilson-Taylor		400m	1000m	(0:13.85)	(0:10.99)	(0:11.31)	(0:11.28)	(0:11.05)	(0:13.94)			

Scratched: Perseids (#1), Northuldra (#16), Lucifer's Reward (#18), De Manara (#17), Spinning Spirit (#12), Lambdoma Energy (#20), Dovetail Diva (#6), Kudu (#9)



Horse/Jockey Name	Fastconi
Final Rank	1
Fastest Section Time (Section)	0:10.67 (400m)
Top Speed [km/h] (Section)	69.8 (400m)
Race State	Finished

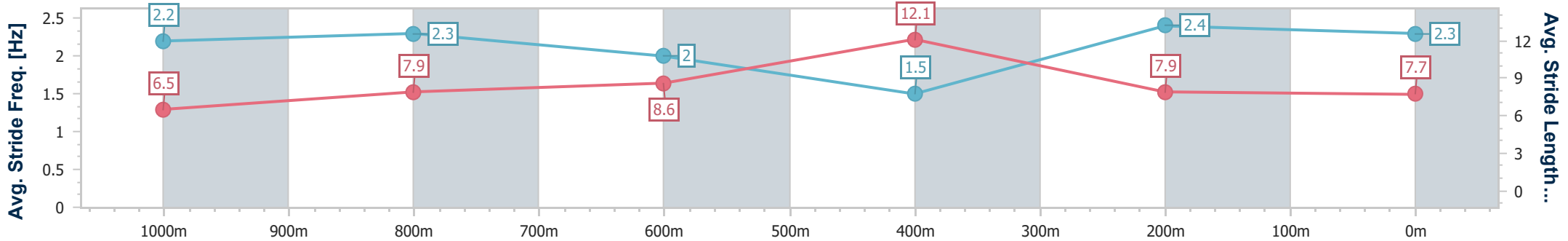
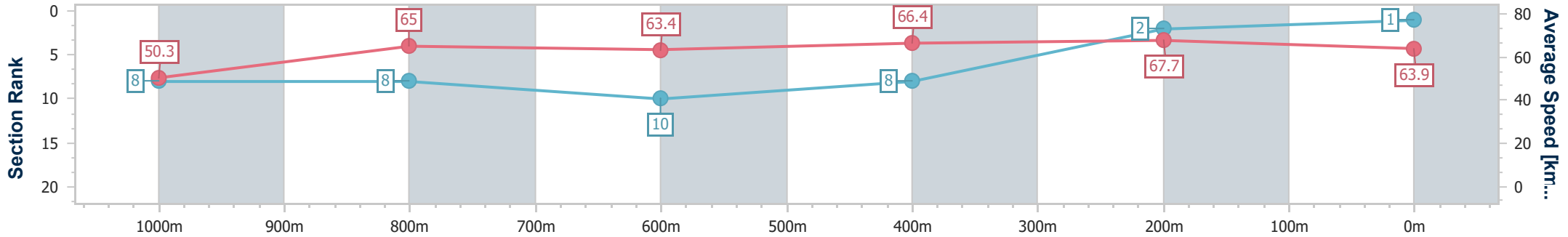


Doomben QLD Professional
Race 9: BRC MEMBERSHIP PLUS BENCHMARK 75 Handicap - 1200m
 11 January 2023 - 17:45
 Track Rating: Good 4, Weather: Fine, Rail Position: +6.5m Entire Course



BRISBANE
RACING CLUB

Section	Overall	1000m	800m	600m	400m	200m								
Section Times	1:09.75 [1] (0:14.32)	0:55.43 [8] (0:11.13)	0:44.30 [8] (0:11.44)	0:32.86 [10] (0:10.91)	0:21.95 [8] (0:10.67)	0:11.28 [2] (0:11.28)								
Average Speed [km/h]	50.3	65.0	63.4	66.4	67.7	63.9								
Top Speed [km/h]	65.8	67.7	65.6	68.7	69.8	68.7								
Avg. Dist. to Rail [m]	4.6	1.7	1.5	1.3	2.6	1.9								
Avg. Stride Freq. [Hz]	2.2	2.3	2.0	1.5	2.4	2.3								
Avg. Stride Length [m]	6.5	7.9	8.6	12.1	7.9	7.7								



- [] Ranking at each section and finish
- .-.- No data available at this section
- NA No data available



Horse/Jockey Name	Magic Conqueror
Final Rank	2
Fastest Section Time (Section)	0:10.96 (1000m)
Top Speed [km/h] (Section)	68.2 (Overall)
Race State	Finished

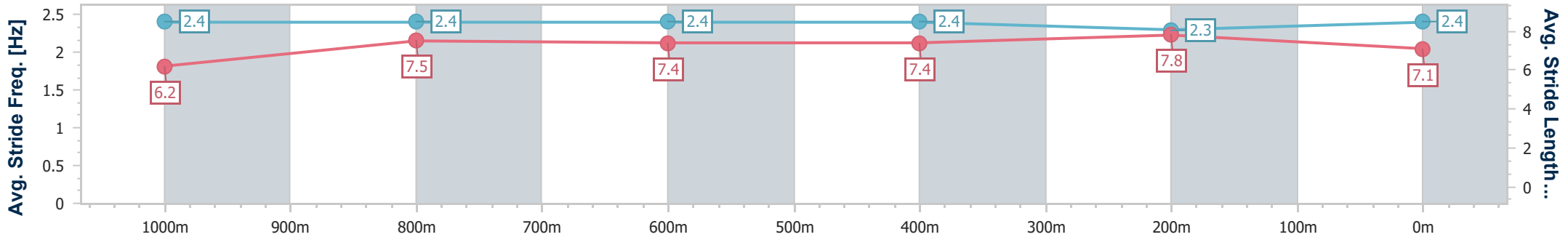
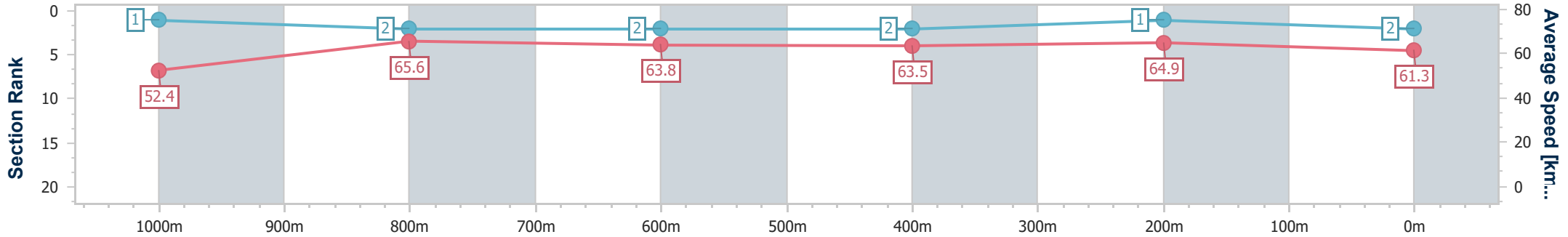


Doomben QLD Professional
Race 9: BRC MEMBERSHIP PLUS BENCHMARK 75 Handicap - 1200m
 11 January 2023 - 17:45
 Track Rating: Good 4, Weather: Fine, Rail Position: +6.5m Entire Course



BRISBANE
RACING CLUB

Section	Overall	1000m	800m	600m	400m	200m
Section Times	1:09.99 [2] (0:13.74)	0:56.25 [1] (0:10.96)	0:45.29 [2] (0:11.27)	0:34.02 [2] (0:11.24)	0:22.78 [2] (0:11.05)	0:11.73 [1] (0:11.73)
Average Speed [km/h]	52.4	65.6	63.8	63.5	64.9	61.3
Top Speed [km/h]	68.2	66.9	65.1	64.6	66.8	63.9
Avg. Dist. to Rail [m]	2.0	0.6	0.3	1.6	2.1	1.1
Avg. Stride Freq. [Hz]	2.4	2.4	2.4	2.4	2.3	2.4
Avg. Stride Length [m]	6.2	7.5	7.4	7.4	7.8	7.1



- [] Ranking at each section and finish
- .-.- No data available at this section
- NA No data available



Horse/Jockey Name	Vetta Velocita
Final Rank	3
Fastest Section Time (Section)	0:10.74 (400m)
Top Speed [km/h] (Section)	67.8 (400m)
Race State	Finished

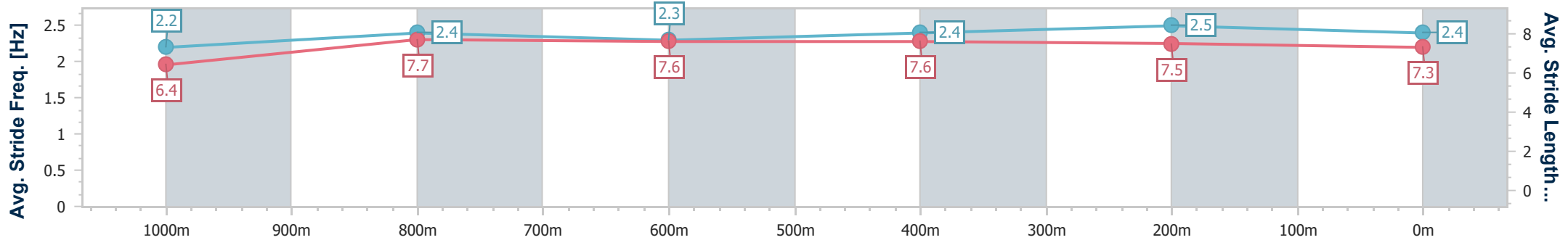
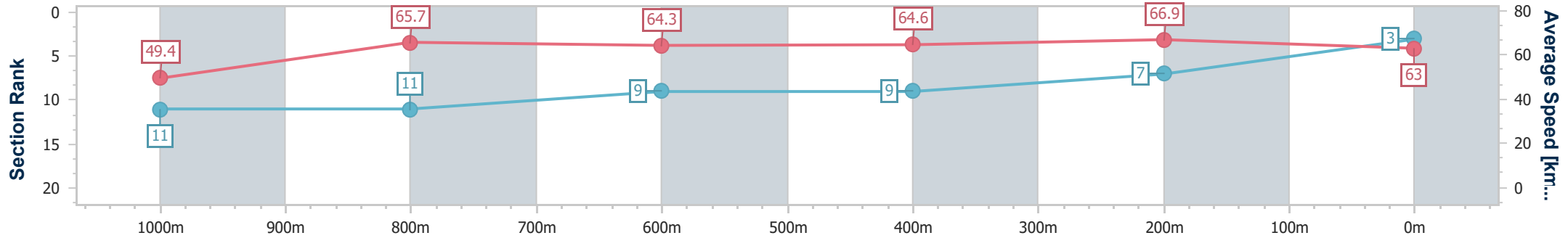


Doomben QLD Professional
Race 9: BRC MEMBERSHIP PLUS BENCHMARK 75 Handicap - 1200m
 11 January 2023 - 17:45
 Track Rating: Good 4, Weather: Fine, Rail Position: +6.5m Entire Course



BRISBANE
RACING CLUB

Section	Overall	1000m	800m	600m	400m	200m
Section Times	1:10.01 [3] (0:14.57)	0:55.44 [11] (0:10.99)	0:44.45 [11] (0:11.20)	0:33.25 [9] (0:11.07)	0:22.18 [9] (0:10.74)	0:11.44 [7] (0:11.44)
Average Speed [km/h]	49.4	65.7	64.3	64.6	66.9	63.0
Top Speed [km/h]	65.0	67.6	65.5	66.2	67.8	65.6
Avg. Dist. to Rail [m]	3.8	0.7	0.5	1.1	1.1	1.6
Avg. Stride Freq. [Hz]	2.2	2.4	2.3	2.4	2.5	2.4
Avg. Stride Length [m]	6.4	7.7	7.6	7.6	7.5	7.3



- [] Ranking at each section and finish
- .-.- No data available at this section
- NA No data available



Horse/Jockey Name	Bundyandcoke
Final Rank	4
Fastest Section Time (Section)	0:10.96 (400m)
Top Speed [km/h] (Section)	66.8 (1000m)
Race State	Finished



Doomben QLD Professional
Race 9: BRC MEMBERSHIP PLUS BENCHMARK 75 Handicap - 1200m

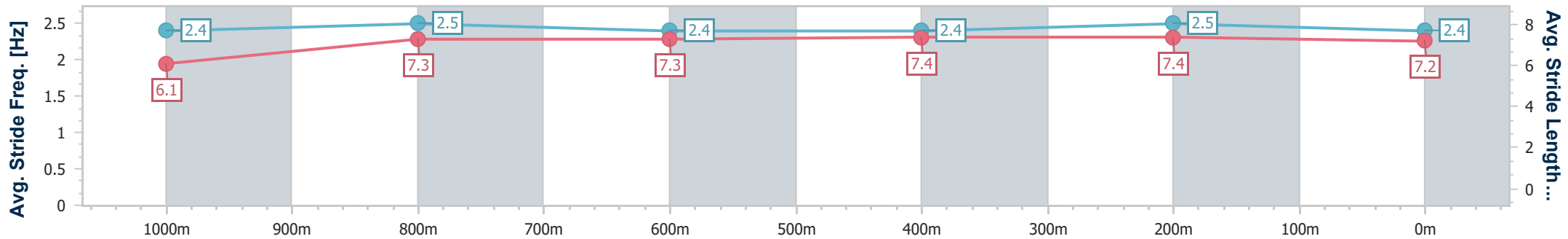
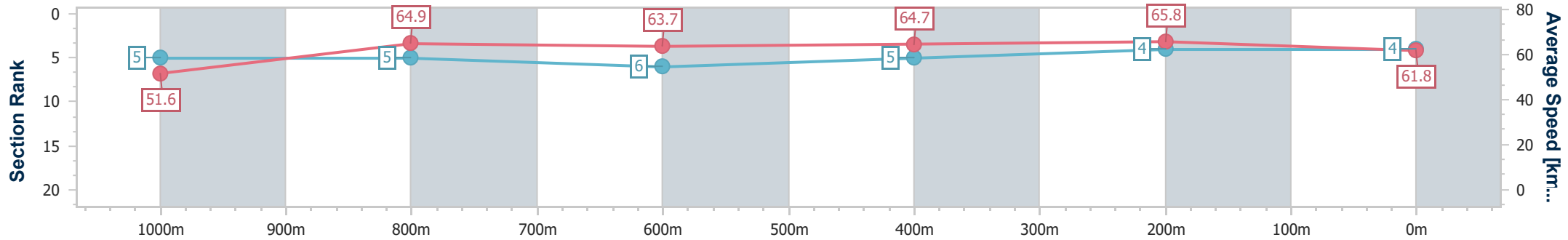


11 January 2023 - 17:45

Track Rating: Good 4, Weather: Fine, Rail Position: +6.5m Entire Course

BRISBANE RACING CLUB

Section	Overall	1000m	800m	600m	400m	200m
Section Times	1:10.09 [4] (0:13.94)	0:56.15 [5] (0:11.16)	0:44.99 [5] (0:11.30)	0:33.69 [6] (0:11.10)	0:22.59 [5] (0:10.96)	0:11.63 [4] (0:11.63)
Average Speed [km/h]	51.6	64.9	63.7	64.7	65.8	61.8
Top Speed [km/h]	66.7	66.8	64.5	65.0	66.6	64.3
Avg. Dist. to Rail [m]	4.7	1.7	0.4	0.5	1.5	3.1
Avg. Stride Freq. [Hz]	2.4	2.5	2.4	2.4	2.5	2.4
Avg. Stride Length [m]	6.1	7.3	7.3	7.4	7.4	7.2



- [] Ranking at each section and finish
- .-.- No data available at this section
- NA No data available



Horse/Jockey Name	Holiday Dreams
Final Rank	5
Fastest Section Time (Section)	0:10.88 (1000m)
Top Speed [km/h] (Section)	68.3 (1000m)
Race State	Finished

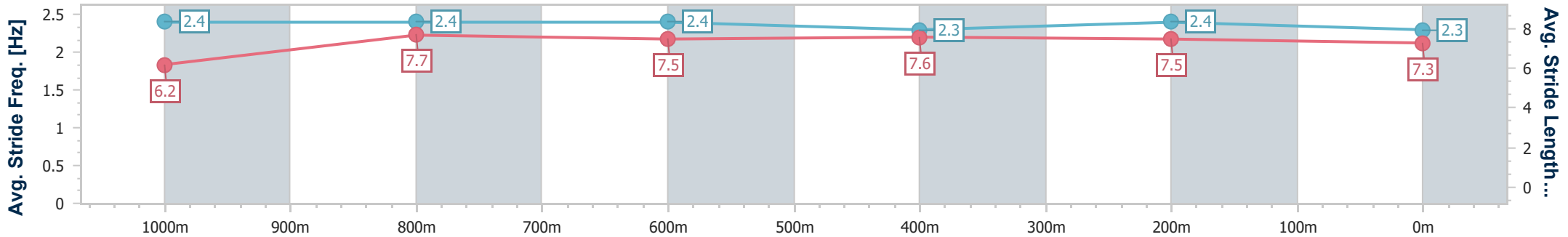
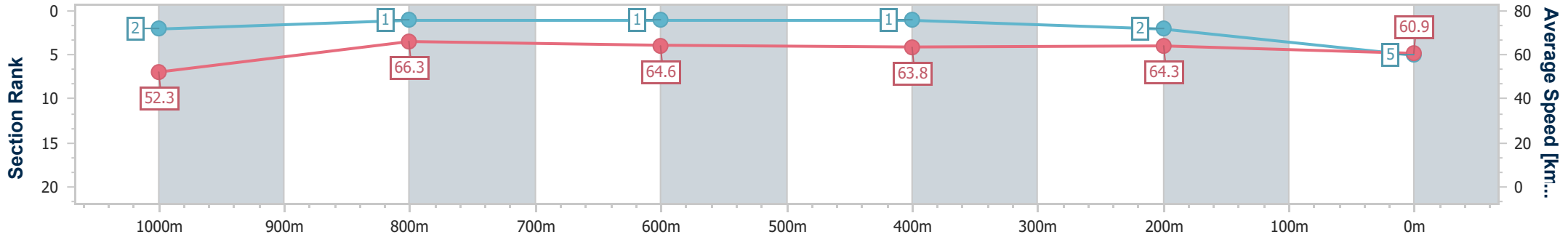


Doomben QLD Professional
Race 9: BRC MEMBERSHIP PLUS BENCHMARK 75 Handicap - 1200m
 11 January 2023 - 17:45
 Track Rating: Good 4, Weather: Fine, Rail Position: +6.5m Entire Course



BRISBANE
RACING CLUB

Section	Overall	1000m	800m	600m	400m	200m
Section Times	1:10.14 [5] (0:13.77)	0:56.37 [2] (0:10.88)	0:45.49 [1] (0:11.20)	0:34.29 [1] (0:11.28)	0:23.01 [1] (0:11.18)	0:11.83 [2] (0:11.83)
Average Speed [km/h]	52.3	66.3	64.6	63.8	64.3	60.9
Top Speed [km/h]	68.0	68.3	65.2	65.2	65.0	63.2
Avg. Dist. to Rail [m]	2.9	0.5	0.9	0.4	0.7	0.4
Avg. Stride Freq. [Hz]	2.4	2.4	2.4	2.3	2.4	2.3
Avg. Stride Length [m]	6.2	7.7	7.5	7.6	7.5	7.3



- [] Ranking at each section and finish
- .-.- No data available at this section
- NA No data available



Horse/Jockey Name	Subterranean
Final Rank	6
Fastest Section Time (Section)	0:10.84 (400m)
Top Speed [km/h] (Section)	67.8 (400m)
Race State	Finished

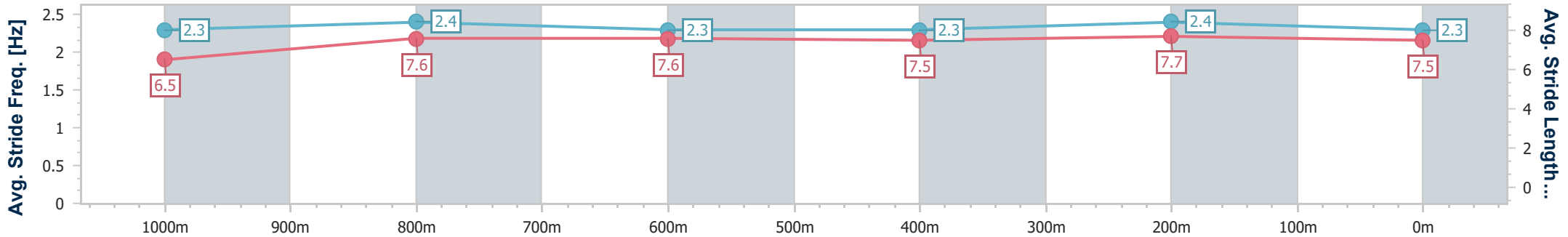
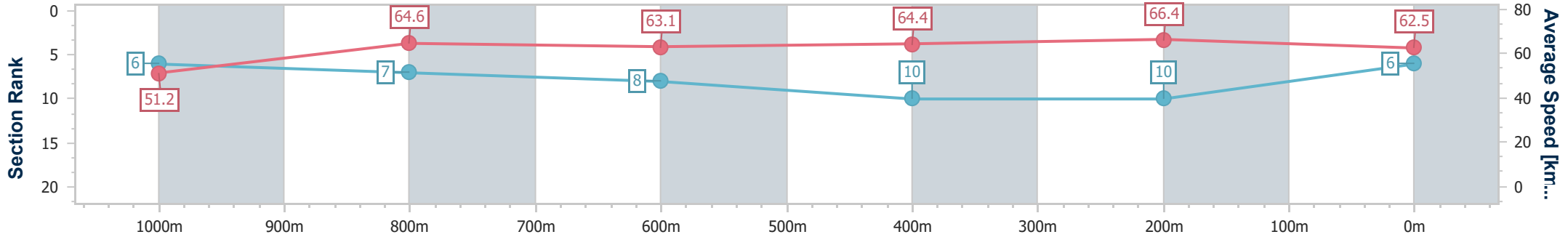


Doomben QLD Professional
Race 9: BRC MEMBERSHIP PLUS BENCHMARK 75 Handicap - 1200m
 11 January 2023 - 17:45
 Track Rating: Good 4, Weather: Fine, Rail Position: +6.5m Entire Course



BRISBANE
RACING CLUB

Section	Overall	1000m	800m	600m	400m	200m
Section Times	1:10.23 [6] (0:14.10)	0:56.13 [6] (0:11.16)	0:44.97 [7] (0:11.44)	0:33.53 [8] (0:11.17)	0:22.36 [10] (0:10.84)	0:11.52 [10] (0:11.52)
Average Speed [km/h]	51.2	64.6	63.1	64.4	66.4	62.5
Top Speed [km/h]	67.3	67.3	64.0	65.5	67.8	66.2
Avg. Dist. to Rail [m]	1.6	0.9	0.7	0.5	1.6	3.0
Avg. Stride Freq. [Hz]	2.3	2.4	2.3	2.3	2.4	2.3
Avg. Stride Length [m]	6.5	7.6	7.6	7.5	7.7	7.5



- [] Ranking at each section and finish
- .-.- No data available at this section
- NA No data available



Horse/Jockey Name	Head Legislator
Final Rank	7
Fastest Section Time (Section)	0:10.99 (1000m)
Top Speed [km/h] (Section)	67.3 (1000m)
Race State	Finished

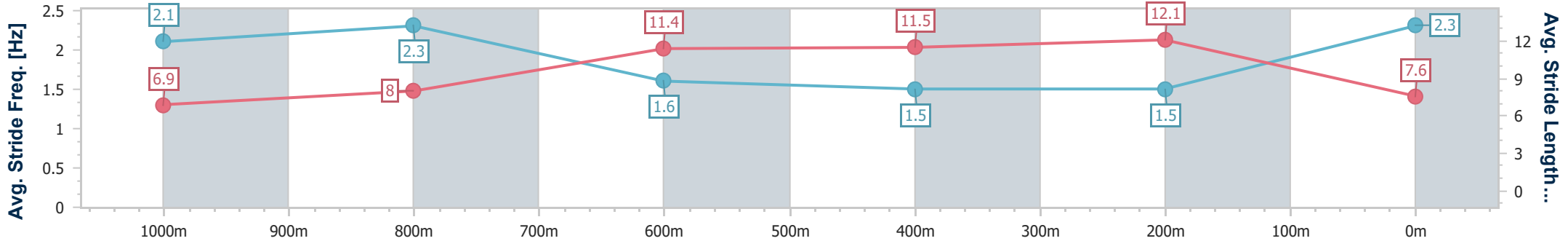
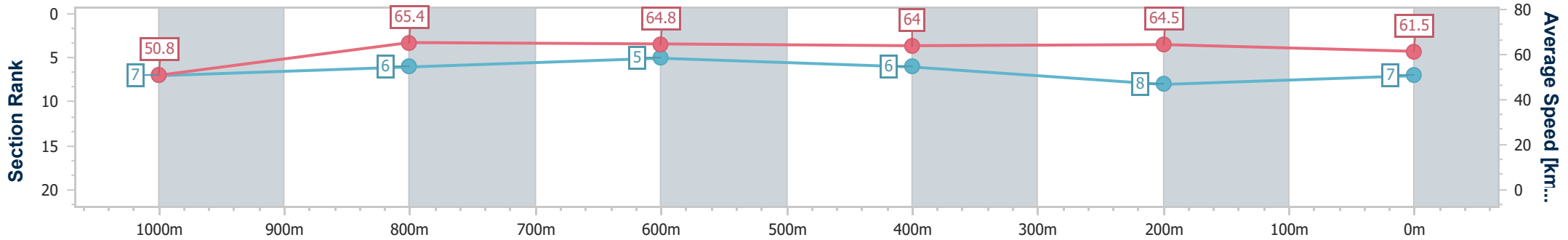


Doomben QLD Professional
Race 9: BRC MEMBERSHIP PLUS BENCHMARK 75 Handicap - 1200m
 11 January 2023 - 17:45
 Track Rating: Good 4, Weather: Fine, Rail Position: +6.5m Entire Course



BRISBANE
RACING CLUB

Section	Overall	1000m	800m	600m	400m	200m								
Section Times	1:10.25 [7] (0:14.18)	0:56.07 [7] (0:10.99)	0:45.08 [6] (0:11.10)	0:33.98 [5] (0:11.17)	0:22.81 [6] (0:11.11)	0:11.70 [8] (0:11.70)								
Average Speed [km/h]	50.8	65.4	64.8	64.0	64.5	61.5								
Top Speed [km/h]	67.0	67.3	65.7	66.7	65.3	64.6								
Avg. Dist. to Rail [m]	0.8	0.3	0.3	1.3	1.9	1.1								
Avg. Stride Freq. [Hz]	2.1	2.3	1.6	1.5	1.5	2.3								
Avg. Stride Length [m]	6.9	8.0	11.4	11.5	12.1	7.6								



- [] Ranking at each section and finish
- .-.- No data available at this section
- NA No data available



Horse/Jockey Name	Maxcalemma
Final Rank	8
Fastest Section Time (Section)	0:10.79 (400m)
Top Speed [km/h] (Section)	68.3 (1000m)
Race State	Finished

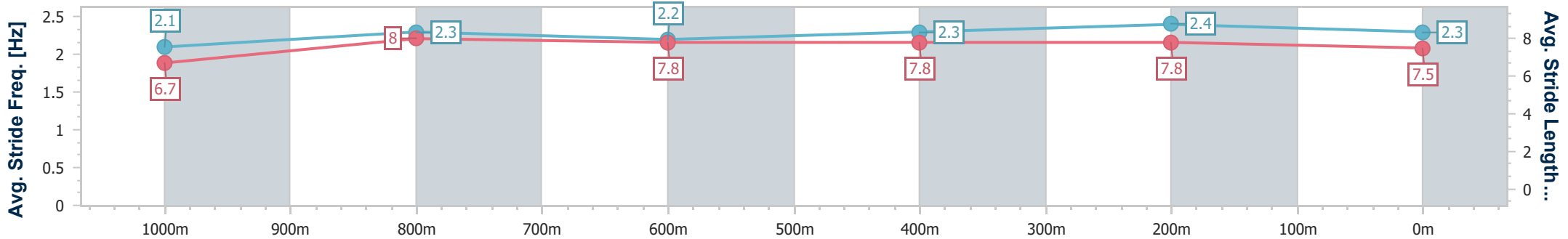
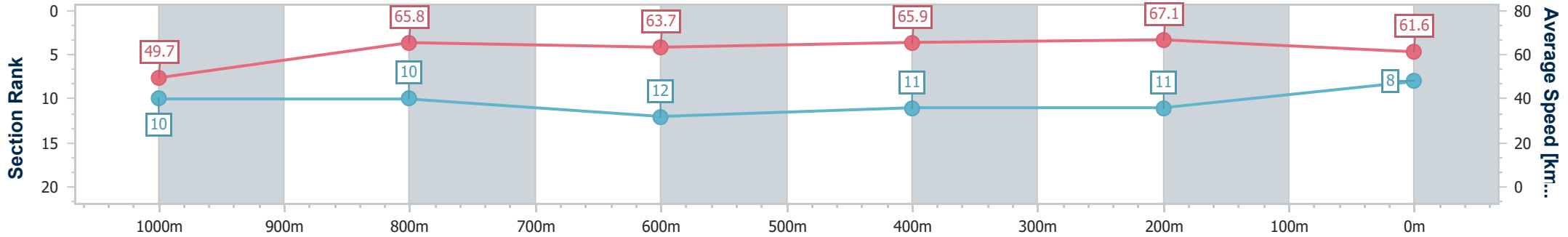


Doomben QLD Professional
Race 9: BRC MEMBERSHIP PLUS BENCHMARK 75 Handicap - 1200m
 11 January 2023 - 17:45
 Track Rating: Good 4, Weather: Fine, Rail Position: +6.5m Entire Course



BRISBANE
RACING CLUB

Section	Overall	1000m	800m	600m	400m	200m
Section Times	1:10.45 [8] (0:14.53)	0:55.92 [10] (0:11.00)	0:44.92 [10] (0:11.43)	0:33.49 [12] (0:11.01)	0:22.48 [11] (0:10.79)	0:11.69 [11] (0:11.69)
Average Speed [km/h]	49.7	65.8	63.7	65.9	67.1	61.6
Top Speed [km/h]	66.1	68.3	64.6	67.7	67.9	65.9
Avg. Dist. to Rail [m]	7.0	2.1	1.9	1.6	4.3	5.3
Avg. Stride Freq. [Hz]	2.1	2.3	2.2	2.3	2.4	2.3
Avg. Stride Length [m]	6.7	8.0	7.8	7.8	7.8	7.5



- [] Ranking at each section and finish
- .-.- No data available at this section
- NA No data available



Horse/Jockey Name	Capri Of Tuffy
Final Rank	9
Fastest Section Time (Section)	0:11.01 (400m)
Top Speed [km/h] (Section)	67.4 (1000m)
Race State	Finished

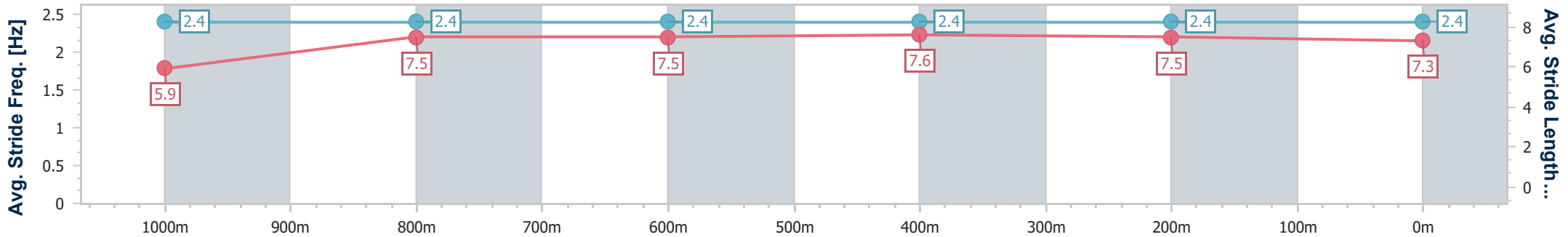
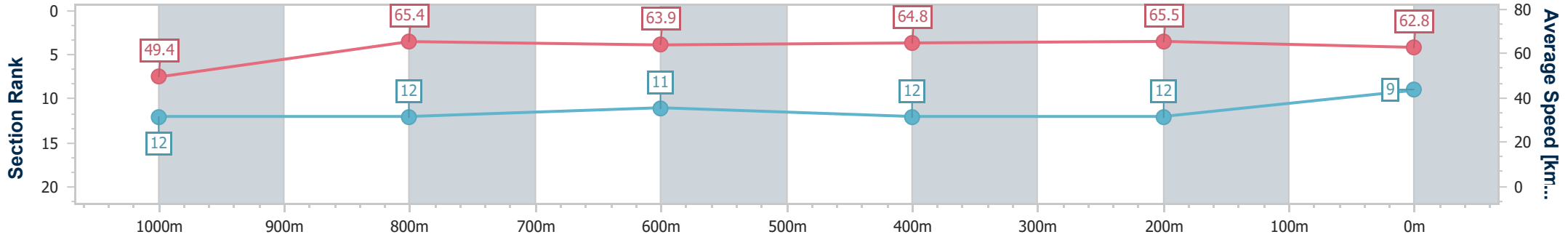


Doomben QLD Professional
Race 9: BRC MEMBERSHIP PLUS BENCHMARK 75 Handicap - 1200m
 11 January 2023 - 17:45
 Track Rating: Good 4, Weather: Fine, Rail Position: +6.5m Entire Course



BRISBANE
RACING CLUB

Section	Overall	1000m	800m	600m	400m	200m
Section Times	1:10.49 [9] (0:14.59)	0:55.90 [12] (0:11.04)	0:44.86 [12] (0:11.31)	0:33.55 [11] (0:11.08)	0:22.47 [12] (0:11.01)	0:11.46 [12] (0:11.46)
Average Speed [km/h]	49.4	65.4	63.9	64.8	65.5	62.8
Top Speed [km/h]	64.6	67.4	64.8	65.6	65.9	65.2
Avg. Dist. to Rail [m]	5.8	1.5	0.5	0.5	2.8	5.0
Avg. Stride Freq. [Hz]	2.4	2.4	2.4	2.4	2.4	2.4
Avg. Stride Length [m]	5.9	7.5	7.5	7.6	7.5	7.3



- [] Ranking at each section and finish
- .-.- No data available at this section
- NA No data available



Horse/Jockey Name	Abdicating
Final Rank	10
Fastest Section Time (Section)	0:10.96 (1000m)
Top Speed [km/h] (Section)	67.8 (1000m)
Race State	Finished

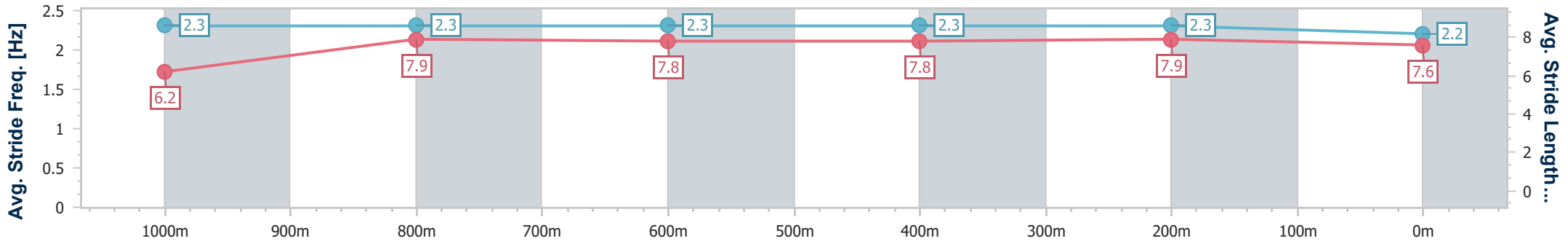
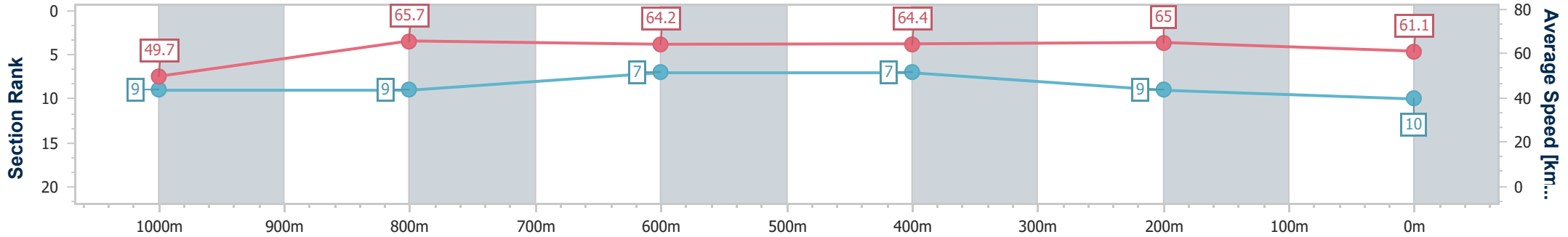


Doomben QLD Professional
Race 9: BRC MEMBERSHIP PLUS BENCHMARK 75 Handicap - 1200m
 11 January 2023 - 17:45
 Track Rating: Good 4, Weather: Fine, Rail Position: +6.5m Entire Course



BRISBANE RACING CLUB

Section	Overall	1000m	800m	600m	400m	200m
Section Times	1:10.55 [10] (0:14.49)	0:56.06 [9] (0:10.96)	0:45.10 [9] (0:11.17)	0:33.93 [7] (0:11.12)	0:22.81 [7] (0:11.02)	0:11.79 [9] (0:11.79)
Average Speed [km/h]	49.7	65.7	64.2	64.4	65.0	61.1
Top Speed [km/h]	66.3	67.8	65.2	65.2	65.9	63.6
Avg. Dist. to Rail [m]	2.6	0.3	0.8	1.1	1.2	1.9
Avg. Stride Freq. [Hz]	2.3	2.3	2.3	2.3	2.3	2.2
Avg. Stride Length [m]	6.2	7.9	7.8	7.8	7.9	7.6



- [] Ranking at each section and finish
- .-.- No data available at this section
- NA No data available



Horse/Jockey Name	Onchao
Final Rank	11
Fastest Section Time (Section)	0:11.04 (1000m)
Top Speed [km/h] (Section)	68.1 (Overall)
Race State	Finished

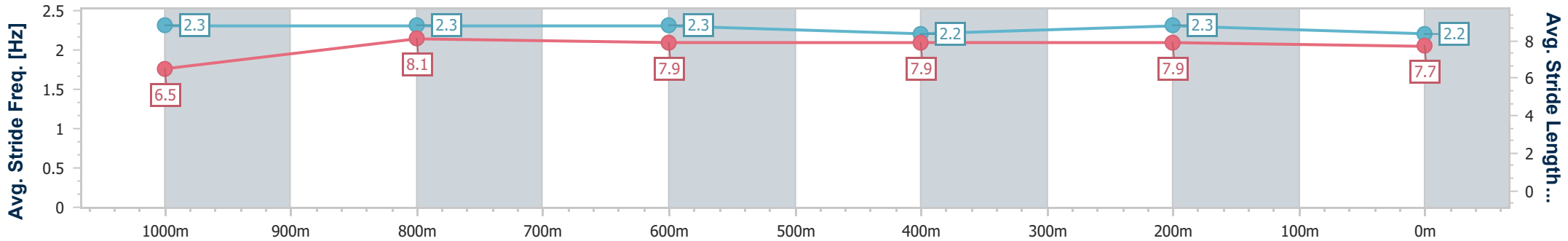
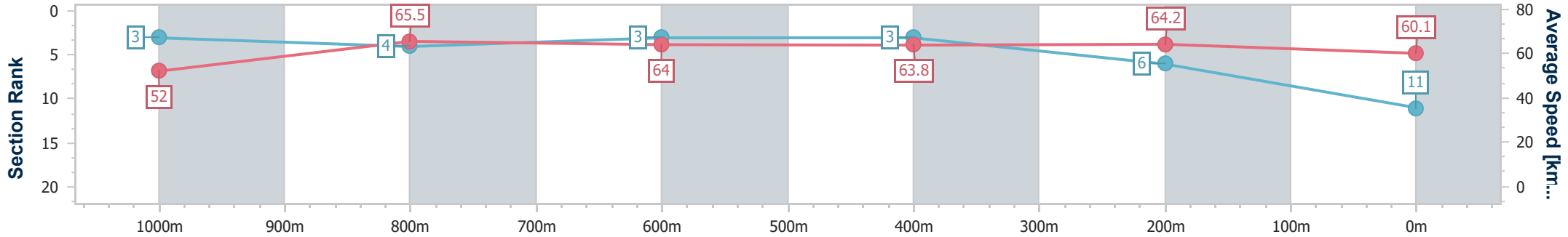


Doomben QLD Professional
Race 9: BRC MEMBERSHIP PLUS BENCHMARK 75 Handicap - 1200m
 11 January 2023 - 17:45
 Track Rating: Good 4, Weather: Fine, Rail Position: +6.5m Entire Course



BRISBANE
RACING CLUB

Section	Overall	1000m	800m	600m	400m	200m
Section Times	1:10.59 [11] (0:13.86)	0:56.73 [3] (0:11.04)	0:45.69 [4] (0:11.25)	0:34.44 [3] (0:11.26)	0:23.18 [3] (0:11.20)	0:11.98 [6] (0:11.98)
Average Speed [km/h]	52.0	65.5	64.0	63.8	64.2	60.1
Top Speed [km/h]	68.1	68.0	64.7	65.0	64.8	63.1
Avg. Dist. to Rail [m]	6.4	2.3	0.2	0.5	0.4	0.7
Avg. Stride Freq. [Hz]	2.3	2.3	2.3	2.2	2.3	2.2
Avg. Stride Length [m]	6.5	8.1	7.9	7.9	7.9	7.7



- [] Ranking at each section and finish
- .-.- No data available at this section
- NA No data available



Horse/Jockey Name	Rhythmic Pulse
Final Rank	12
Fastest Section Time (Section)	0:10.99 (1000m)
Top Speed [km/h] (Section)	67.3 (400m)
Race State	Finished

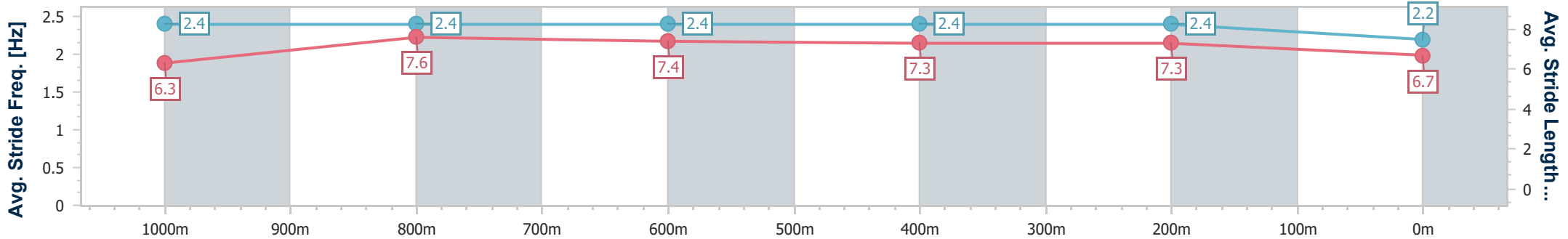
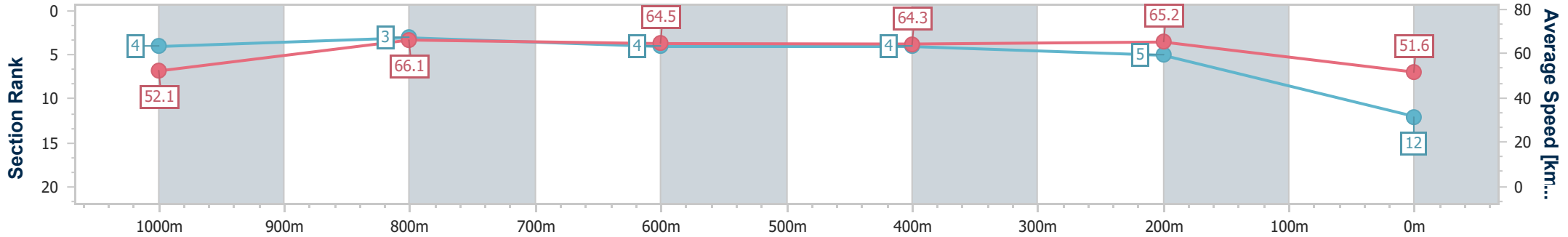


Doomben QLD Professional
Race 9: BRC MEMBERSHIP PLUS BENCHMARK 75 Handicap - 1200m
 11 January 2023 - 17:45
 Track Rating: Good 4, Weather: Fine, Rail Position: +6.5m Entire Course



BRISBANE
RACING CLUB

Section	Overall	1000m	800m	600m	400m	200m
Section Times	1:12.42 [12] (0:13.85)	0:58.57 [4] (0:10.99)	0:47.58 [3] (0:11.31)	0:36.27 [4] (0:11.28)	0:24.99 [4] (0:11.05)	0:13.94 [5] (0:13.94)
Average Speed [km/h]	52.1	66.1	64.5	64.3	65.2	51.6
Top Speed [km/h]	66.3	67.1	65.4	64.8	67.3	62.1
Avg. Dist. to Rail [m]	7.8	2.4	2.8	1.4	0.9	0.9
Avg. Stride Freq. [Hz]	2.4	2.4	2.4	2.4	2.4	2.2
Avg. Stride Length [m]	6.3	7.6	7.4	7.3	7.3	6.7



- [] Ranking at each section and finish
- .-.- No data available at this section
- NA No data available