



Sunshine Coast QLD Professional
Race 2: PERRY'S SUNSHINE COAST EVENT HIRE QTIS Three-Year-Old
BENCHMARK 62 Handicap - 1200m
20 January 2023 - 18:00



Track Rating: Soft 5, Weather: Overcast, Rail Position: +9m

Section		Overall	1000m	800m	600m	400m	200m	Last 600m					
Field Times		1:13.89 (0:14.42)	0:59.47 (0:12.20)	0:47.27 (0:12.54)	0:34.73 (0:11.99)	0:22.74 (0:11.13)	0:11.61 (0:11.61)	0:34.73					
Rank	TAB Horse/Jockey	Barrier	Top Speed [km/h]	Fastest Section							Margin	Distance Travelled [m]	
1	7 SIX SIDES Tiffani Brooker	1	67.4 400m	0:11.13 400m	1:13.89 [1] (0:14.42)	0:59.47 [2] (0:12.20)	0:47.27 [1] (0:12.54)	0:34.73 [1] (0:11.99)	0:22.74 [2] (0:11.13)	0:11.61 [2] (0:11.61)	1:13.89	0:34.73	
2	9 SIZZLING GAL Samantha Collett	3	66.6 400m	0:10.93 400m	1:13.97 [2] (0:14.57)	0:59.40 [3] (0:12.38)	0:47.02 [4] (0:12.52)	0:34.50 [3] (0:12.00)	0:22.50 [5] (0:10.93)	0:11.57 [4] (0:11.57)	0.3L	0:34.50	+8
3	2 NORTHERN PRIDE James Orman	8	66.4 400m	0:11.00 400m	1:13.98 [3] (0:14.70)	0:59.28 [5] (0:12.45)	0:46.83 [5] (0:12.56)	0:34.27 [5] (0:11.70)	0:22.57 [3] (0:11.00)	0:11.57 [1] (0:11.57)	0.4L	0:34.27	+9
4	6 RED STAR RUBI Georgina Cartwright	7	65.6 400m	0:11.15 400m	1:14.15 [4] (0:14.67)	0:59.48 [4] (0:12.19)	0:47.29 [3] (0:12.62)	0:34.67 [4] (0:11.95)	0:22.72 [4] (0:11.15)	0:11.57 [5] (0:11.57)	1.4L	0:34.67	+7
5	1 LIKE A LARK Justin Huxtable	9	65.7 400m	0:11.16 400m	1:14.46 [5] (0:14.44)	1:00.02 [1] (0:12.30)	0:47.72 [2] (0:12.62)	0:35.10 [2] (0:11.99)	0:23.11 [1] (0:11.16)	0:11.95 [3] (0:11.95)	3.2L	0:35.10	+7

Scratched: Where's Tekay Now (#3), Minks Star (#5), Menari Magic (#4), Whistling Spirit (#8)

[] Ranking at each section and finish
 -:-:-:- No data available at this section
 NA No data available

SCN Saddle cloth number
 DNF Did not finish
 DNT Did not track



Horse/Jockey Name	Six Sides
Final Rank	1
Fastest Section Time (Section)	0:11.13 (400m)
Top Speed [km/h] (Section)	67.4 (400m)
Race State	Finished



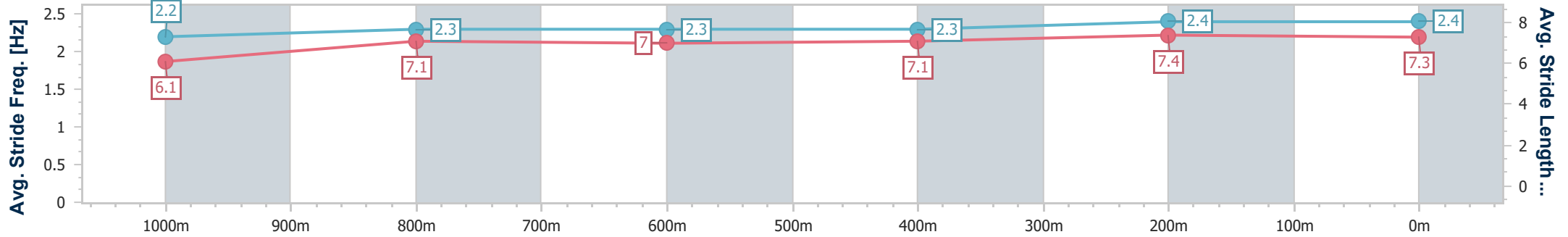
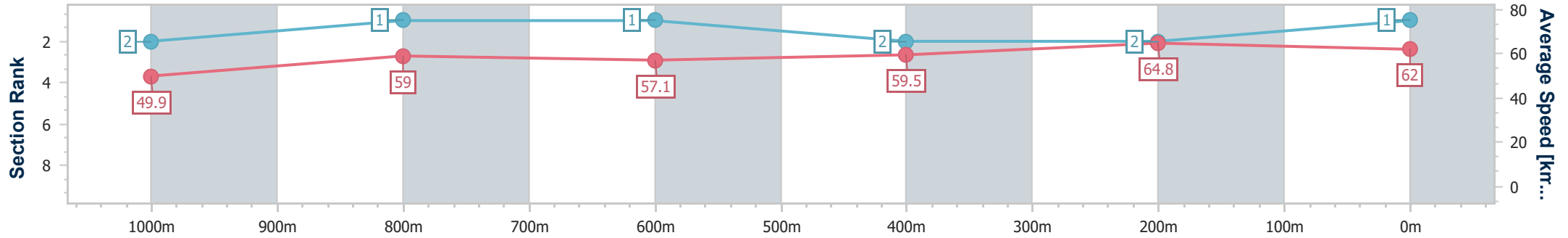
Sunshine Coast QLD Professional
 Race 2: PERRY'S SUNSHINE COAST EVENT HIRE QTIS Three-
 Year-Old BENCHMARK 62 Handicap - 1200m



20 January 2023 - 18:00

Track Rating: Soft 5, Weather: Overcast, Rail Position: +9m

Section	Overall	1000m	800m	600m	400m	200m
Section Times	1:13.89 [1] (0:14.42)	0:59.47 [2] (0:12.20)	0:47.27 [1] (0:12.54)	0:34.73 [1] (0:11.99)	0:22.74 [2] (0:11.13)	0:11.61 [2] (0:11.61)
Average Speed [km/h]	49.9	59.0	57.1	59.5	64.8	62.0
Top Speed [km/h]	61.3	61.1	58.4	63.4	67.4	64.7
Avg. Dist. to Rail [m]	1.1	0.4	0.9	1.4	0.9	0.3
Avg. Stride Freq. [Hz]	2.2	2.3	2.3	2.3	2.4	2.4
Avg. Stride Length [m]	6.1	7.1	7.0	7.1	7.4	7.3



- [] Ranking at each section and finish
- .-.- No data available at this section
- NA No data available



Horse/Jockey Name	Sizzling Gal
Final Rank	2
Fastest Section Time (Section)	0:10.93 (400m)
Top Speed [km/h] (Section)	66.6 (400m)
Race State	Finished



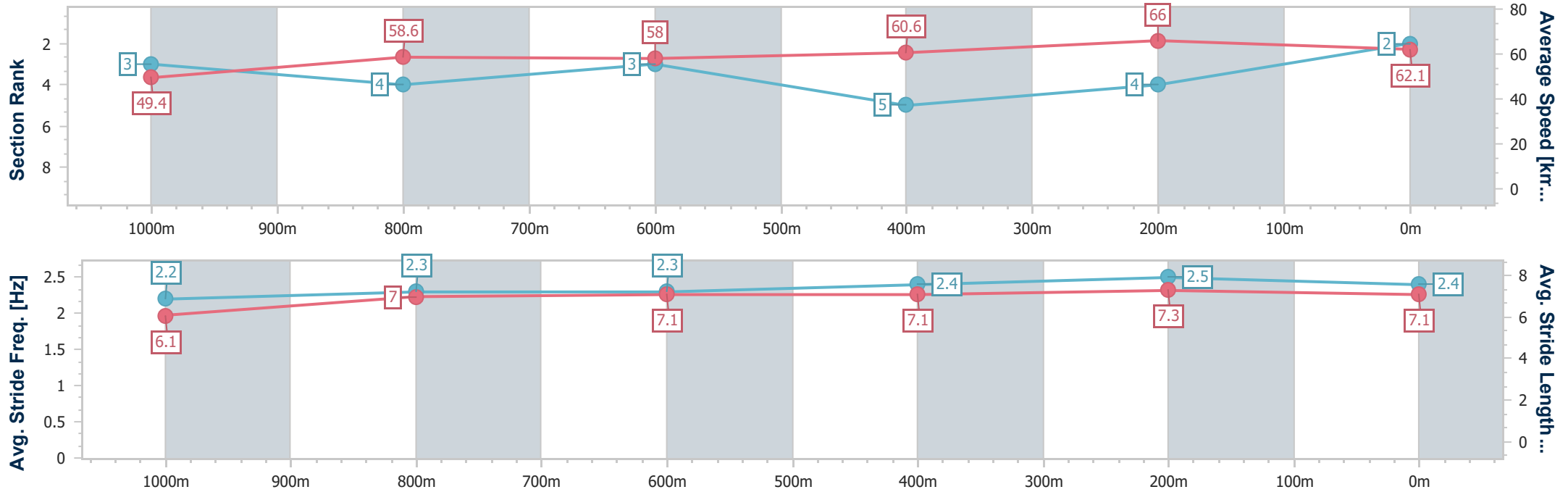
Sunshine Coast QLD Professional
 Race 2: PERRY'S SUNSHINE COAST EVENT HIRE QTIS Three-
 Year-Old BENCHMARK 62 Handicap - 1200m



20 January 2023 - 18:00

Track Rating: Soft 5, Weather: Overcast, Rail Position: +9m

Section	Overall	1000m	800m	600m	400m	200m
Section Times	1:13.97 [2] (0:14.57)	0:59.40 [3] (0:12.38)	0:47.02 [4] (0:12.52)	0:34.50 [3] (0:12.00)	0:22.50 [5] (0:10.93)	0:11.57 [4]
Average Speed [km/h]	49.4	58.6	58.0	60.6	66.0	62.1
Top Speed [km/h]	60.1	59.9	60.5	63.6	66.6	65.3
Avg. Dist. to Rail [m]	2.9	2.5	1.5	1.9	2.5	1.8
Avg. Stride Freq. [Hz]	2.2	2.3	2.3	2.4	2.5	2.4
Avg. Stride Length [m]	6.1	7.0	7.1	7.1	7.3	7.1



- [] Ranking at each section and finish
- .-.-.- No data available at this section
- NA No data available



Horse/Jockey Name	Northern Pride
Final Rank	3
Fastest Section Time (Section)	0:11.00 (400m)
Top Speed [km/h] (Section)	66.4 (400m)
Race State	Finished



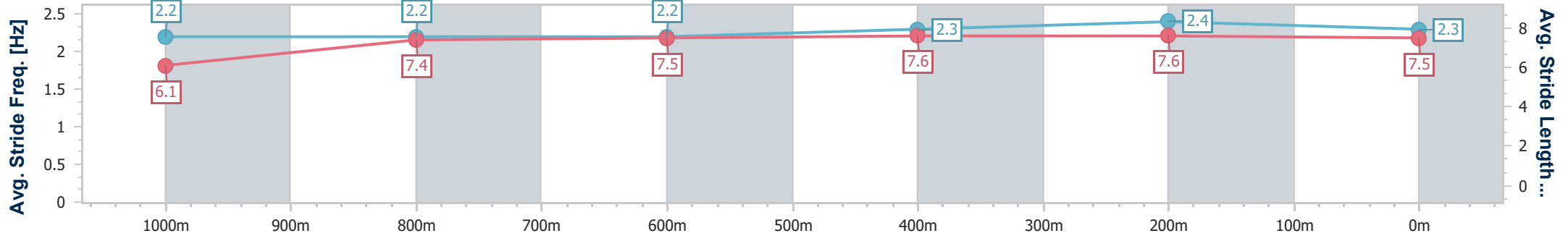
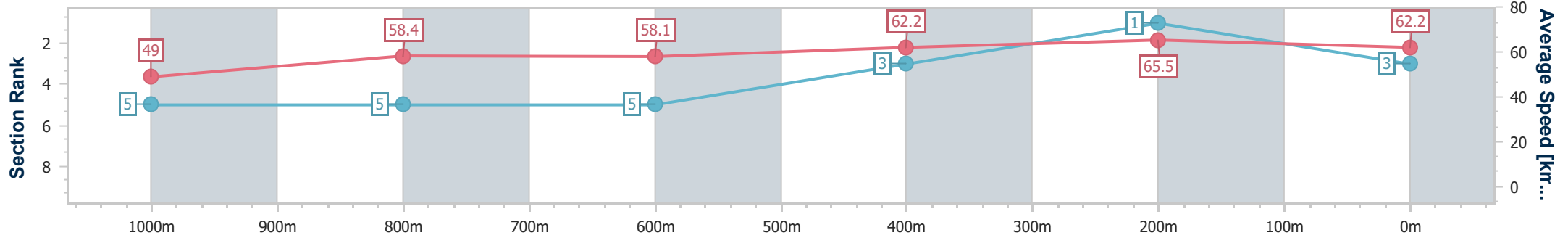
Sunshine Coast QLD Professional
 Race 2: PERRY'S SUNSHINE COAST EVENT HIRE QTIS Three-
 Year-Old BENCHMARK 62 Handicap - 1200m



20 January 2023 - 18:00

Track Rating: Soft 5, Weather: Overcast, Rail Position: +9m

Section	Overall	1000m	800m	600m	400m	200m
Section Times	1:13.98 [3] (0:14.70)	0:59.28 [5] (0:12.45)	0:46.83 [5] (0:12.56)	0:34.27 [5] (0:11.70)	0:22.57 [3] (0:11.00)	0:11.57 [1] (0:11.57)
Average Speed [km/h]	49.0	58.4	58.1	62.2	65.5	62.2
Top Speed [km/h]	59.9	59.9	60.3	64.2	66.4	65.1
Avg. Dist. to Rail [m]	4.0	2.9	2.3	1.8	2.7	2.6
Avg. Stride Freq. [Hz]	2.2	2.2	2.2	2.3	2.4	2.3
Avg. Stride Length [m]	6.1	7.4	7.5	7.6	7.6	7.5



- [] Ranking at each section and finish
- .-.- No data available at this section
- NA No data available



Horse/Jockey Name	Red Star Rubi
Final Rank	4
Fastest Section Time (Section)	0:11.15 (400m)
Top Speed [km/h] (Section)	65.6 (400m)
Race State	Finished



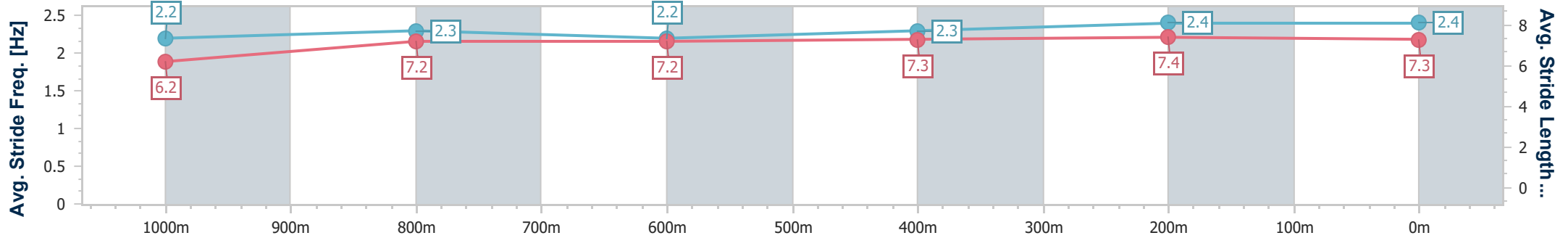
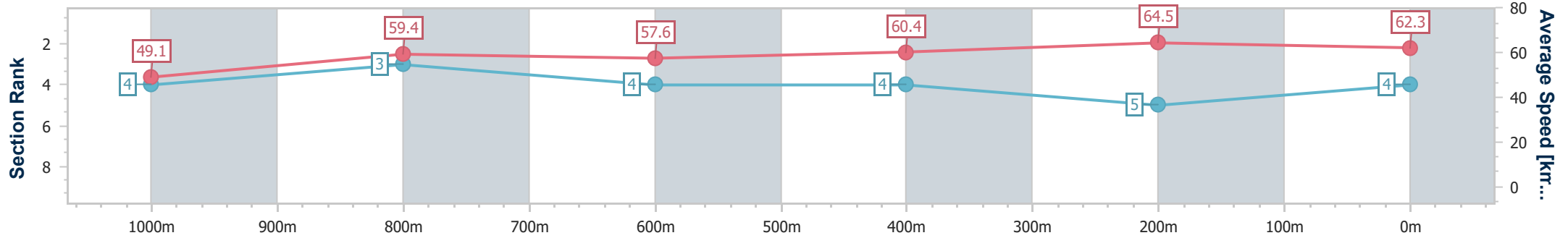
Sunshine Coast QLD Professional
 Race 2: PERRY'S SUNSHINE COAST EVENT HIRE QTIS Three-
 Year-Old BENCHMARK 62 Handicap - 1200m



20 January 2023 - 18:00

Track Rating: Soft 5, Weather: Overcast, Rail Position: +9m

Section	Overall	1000m	800m	600m	400m	200m
Section Times	1:14.15 [4] (0:14.67)	0:59.48 [4] (0:12.19)	0:47.29 [3] (0:12.62)	0:34.67 [4] (0:11.95)	0:22.72 [4] (0:11.15)	0:11.57 [5] (0:11.57)
Average Speed [km/h]	49.1	59.4	57.6	60.4	64.5	62.3
Top Speed [km/h]	61.5	61.5	59.3	63.2	65.6	65.4
Avg. Dist. to Rail [m]	3.4	2.0	1.6	0.4	1.8	3.2
Avg. Stride Freq. [Hz]	2.2	2.3	2.2	2.3	2.4	2.4
Avg. Stride Length [m]	6.2	7.2	7.2	7.3	7.4	7.3



- [] Ranking at each section and finish
- .-.- No data available at this section
- NA No data available



Horse/Jockey Name	Like A Lark
Final Rank	5
Fastest Section Time (Section)	0:11.16 (400m)
Top Speed [km/h] (Section)	65.7 (400m)
Race State	Finished



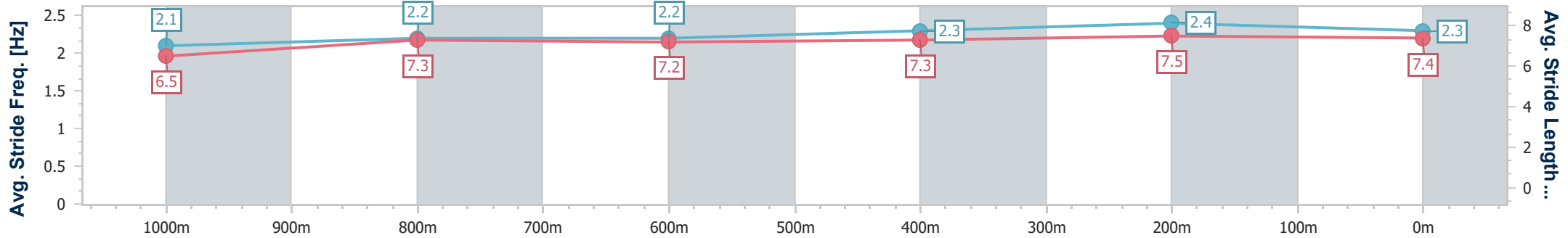
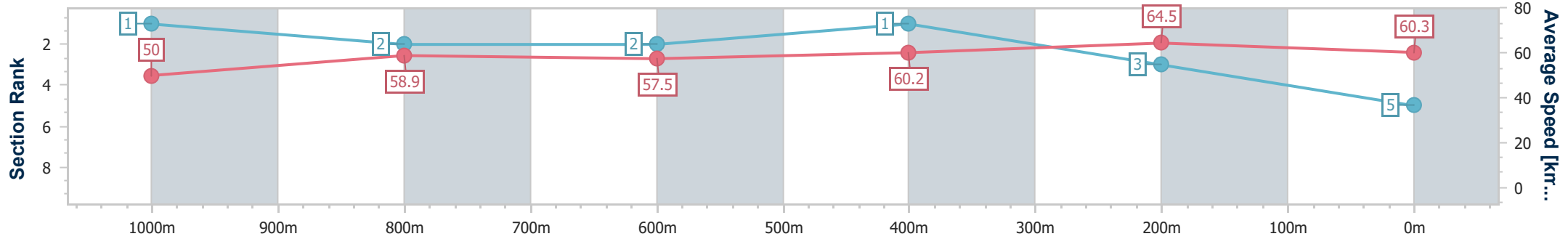
Sunshine Coast QLD Professional
 Race 2: PERRY'S SUNSHINE COAST EVENT HIRE QTIS Three-
 Year-Old BENCHMARK 62 Handicap - 1200m



20 January 2023 - 18:00

Track Rating: Soft 5, Weather: Overcast, Rail Position: +9m

Section	Overall	1000m	800m	600m	400m	200m
Section Times	1:14.46 [5] (0:14.44)	1:00.02 [1] (0:12.30)	0:47.72 [2] (0:12.62)	0:35.10 [2] (0:11.99)	0:23.11 [1] (0:11.16)	0:11.95 [3] (0:11.95)
Average Speed [km/h]	50.0	58.9	57.5	60.2	64.5	60.3
Top Speed [km/h]	60.4	60.3	59.2	63.4	65.7	64.1
Avg. Dist. to Rail [m]	4.2	2.2	1.5	0.5	1.6	1.8
Avg. Stride Freq. [Hz]	2.1	2.2	2.2	2.3	2.4	2.3
Avg. Stride Length [m]	6.5	7.3	7.2	7.3	7.5	7.4



- [] Ranking at each section and finish
- .-.- No data available at this section
- NA No data available