



**Sunshine Coast QLD Professional**  
**Race 3: ALLCHIN AIRCONDITIONING & REFRIGERATION Class 5**  
**Handicap - 1000m**  
**20 January 2023 - 18:30**



Track Rating: Soft 5, Weather: Overcast, Rail Position: +9m

Section											Last 600m	
Field Times											0:34.42	
	Overall	800m	600m	400m	200m							
	0:58.30 (0:13.04)	0:45.26 (0:10.84)	0:34.42 (0:11.29)	0:23.13 (0:11.30)	0:11.83 (0:11.83)							
Rank	TAB	Horse/Jockey	Barrier	Top Speed [km/h]	Fastest Section						Margin	Distance Travelled [m]
1	3	<b>OVIDIUS</b> Yvette Lewis	2	70.3 800m	0:10.78 800m	0:58.30 [1] (0:13.24)	0:45.06 [3] (0:10.78)	0:34.28 [3] (0:11.28)	0:23.00 [3] (0:11.19)	0:11.81 [2] (0:11.81)	0:58.30	0:34.28
2	2	<b>MAXIMUM OUTPUT</b> Tiffani Brooker	8	67.9 Overall	0:10.92 800m	0:58.39 [2] (0:13.45)	0:44.94 [6] (0:10.92)	0:34.02 [6] (0:11.16)	0:22.86 [4] (0:10.96)	0:11.90 [1] (0:11.90)	0.4L	0:34.02 -1
3	6	<b>KNOCKKNEE</b> Justin Huxtable	5	69.9 Overall	0:10.80 800m	0:58.51 [3] (0:13.69)	0:44.82 [7] (0:10.80)	0:34.02 [7] (0:11.18)	0:22.84 [7] (0:11.04)	0:11.80 [5] (0:11.80)	0.9L	0:34.02 -2
4	8	<b>POTENT VIEW</b> Jason Taylor	3	70.8 800m	0:10.84 800m	0:58.78 [4] (0:13.04)	0:45.74 [1] (0:10.84)	0:34.90 [1] (0:11.29)	0:23.61 [2] (0:11.30)	0:12.31 [3] (0:12.31)	2.4L	0:34.90 +0
5	7	<b>HAMILTON HILL</b> Ben Thompson	4	68.5 800m	0:10.77 800m	0:58.88 [5] (0:13.38)	0:45.50 [5] (0:10.77)	0:34.73 [4] (0:11.29)	0:23.44 [5] (0:11.24)	0:12.20 [6] (0:12.20)	2.9L	0:34.73 +0
6	5	<b>OFFICE JIM</b> Les Tilley	1	69.6 Overall	0:10.96 800m	0:59.01 [6] (0:13.10)	0:45.91 [2] (0:10.96)	0:34.95 [2] (0:11.16)	0:23.79 [1] (0:11.38)	0:12.41 [4] (0:12.41)	3.4L	0:34.95 -4
7	4	<b>ZINGALONG</b> Matthew Powell	7	67.8 800m	0:10.93 800m	0:59.34 [7] (0:13.29)	0:46.05 [4] (0:10.93)	0:35.12 [5] (0:11.32)	0:23.80 [6] (0:11.33)	0:12.47 [7] (0:12.47)	5.2L	0:35.12 +0

Scratched: Leadership Spill (#1)

[ ] Ranking at each section and finish  
 -:-:- No data available at this section  
 NA No data available

SCN Saddle cloth number  
 DNF Did not finish  
 DNT Did not track



Horse/Jockey Name	Ovidius
Final Rank	1
Fastest Section Time (Section)	0:10.78 (800m)
Top Speed [km/h] (Section)	70.3 (800m)
Race State	Finished

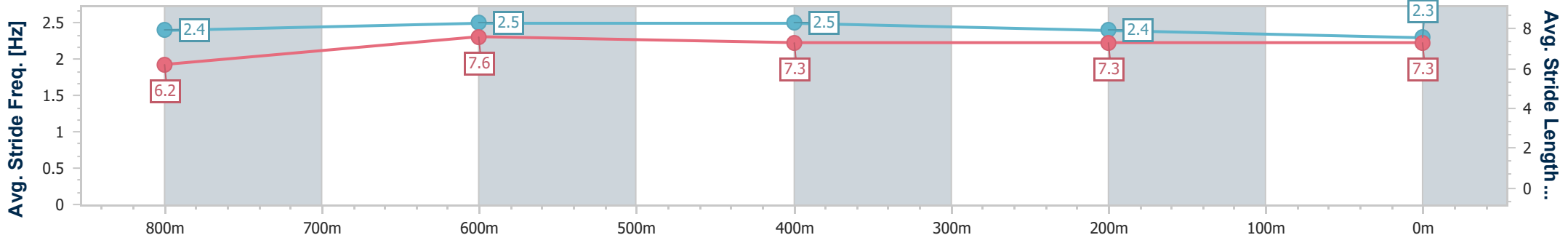
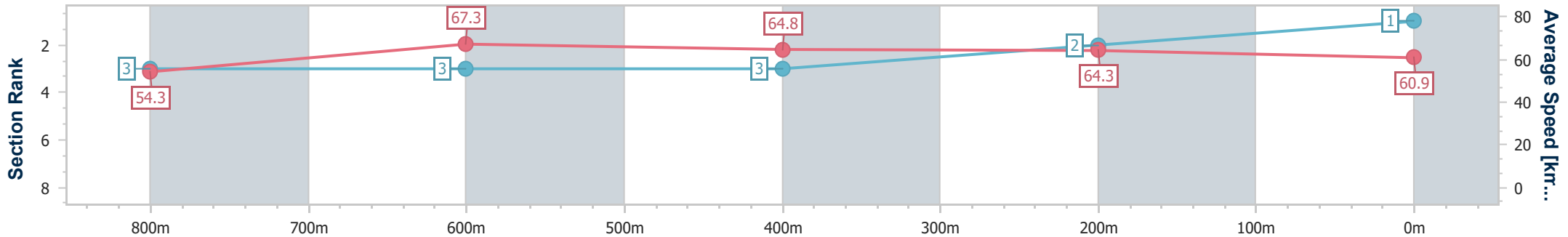


Sunshine Coast QLD Professional  
 Race 3: ALLCHIN AIRCONDITIONING & REFRIGERATION Class  
 5 Handicap - 1000m  
 SCTC SUNSHINE COAST TURF CLUB

20 January 2023 - 18:30

Track Rating: Soft 5, Weather: Overcast, Rail Position: +9m

Section	Overall	800m	600m	400m	200m
Section Times	0:58.30 [1] (0:13.24)	0:45.06 [3] (0:10.78)	0:34.28 [3] (0:11.28)	0:23.00 [3] (0:11.19)	0:11.81 [2] (0:11.81)
Average Speed [km/h]	54.3	67.3	64.8	64.3	60.9
Top Speed [km/h]	69.7	70.3	66.3	65.6	63.9
Avg. Dist. to Rail [m]	2.4	2.0	2.7	3.5	2.7
Avg. Stride Freq. [Hz]	2.4	2.5	2.5	2.4	2.3
Avg. Stride Length [m]	6.2	7.6	7.3	7.3	7.3



- [ ] Ranking at each section and finish
- .-.- No data available at this section
- NA No data available



Horse/Jockey Name	Maximum Output
Final Rank	2
Fastest Section Time (Section)	0:10.92 (800m)
Top Speed [km/h] (Section)	67.9 (Overall)
Race State	Finished

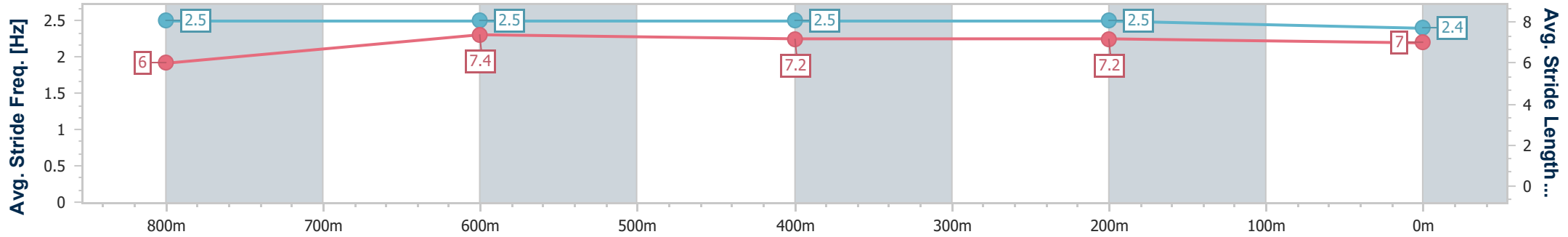
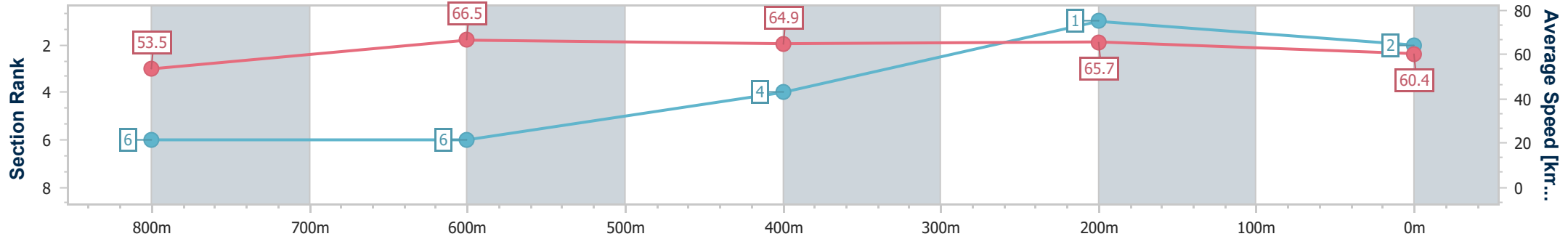


Sunshine Coast QLD Professional  
 Race 3: ALLCHIN AIRCONDITIONING & REFRIGERATION Class  
 5 Handicap - 1000m  
 SCTC SUNSHINE COAST TURF CLUB

20 January 2023 - 18:30

Track Rating: Soft 5, Weather: Overcast, Rail Position: +9m

Section	Overall	800m	600m	400m	200m
Section Times	0:58.39 [2] (0:13.45)	0:44.94 [6] (0:10.92)	0:34.02 [6] (0:11.16)	0:22.86 [4] (0:10.96)	0:11.90 [1] (0:11.90)
Average Speed [km/h]	53.5	66.5	64.9	65.7	60.4
Top Speed [km/h]	67.9	67.4	65.6	67.2	63.8
Avg. Dist. to Rail [m]	6.3	2.2	1.0	3.6	3.6
Avg. Stride Freq. [Hz]	2.5	2.5	2.5	2.5	2.4
Avg. Stride Length [m]	6.0	7.4	7.2	7.2	7.0



- [ ] Ranking at each section and finish
- .-.- No data available at this section
- NA No data available



Horse/Jockey Name	Knockknee
Final Rank	3
Fastest Section Time (Section)	0:10.80 (800m)
Top Speed [km/h] (Section)	69.9 (Overall)
Race State	Finished

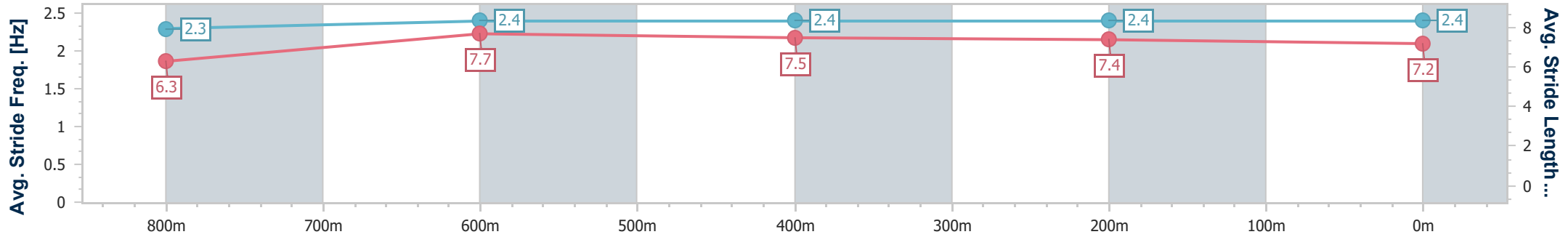
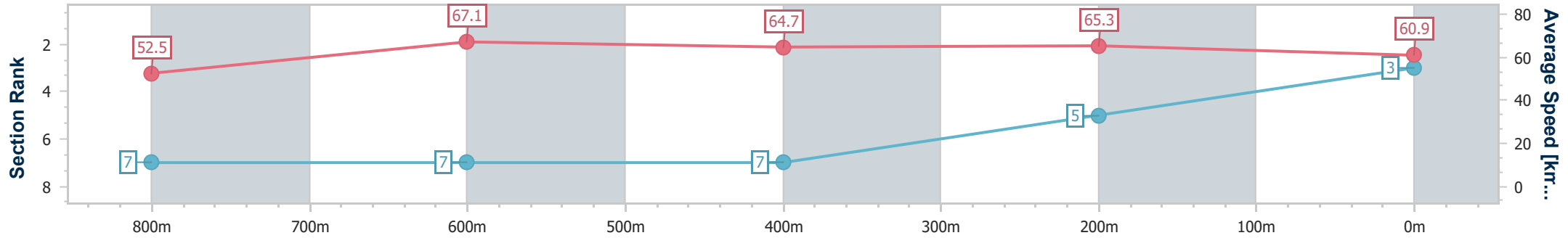


Sunshine Coast QLD Professional  
 Race 3: ALLCHIN AIRCONDITIONING & REFRIGERATION Class  
 5 Handicap - 1000m  
 SCTC SUNSHINE COAST TURF CLUB

20 January 2023 - 18:30

Track Rating: Soft 5, Weather: Overcast, Rail Position: +9m

Section	Overall	800m	600m	400m	200m
Section Times	0:58.51 [3] (0:13.69)	0:44.82 [7] (0:10.80)	0:34.02 [7] (0:11.18)	0:22.84 [7] (0:11.04)	0:11.80 [5] (0:11.80)
Average Speed [km/h]	52.5	67.1	64.7	65.3	60.9
Top Speed [km/h]	69.9	69.3	65.7	67.0	64.6
Avg. Dist. to Rail [m]	4.3	1.5	0.7	0.4	0.7
Avg. Stride Freq. [Hz]	2.3	2.4	2.4	2.4	2.4
Avg. Stride Length [m]	6.3	7.7	7.5	7.4	7.2



- [ ] Ranking at each section and finish
- .-.- No data available at this section
- NA No data available



Horse/Jockey Name	Potent View
Final Rank	4
Fastest Section Time (Section)	0:10.84 (800m)
Top Speed [km/h] (Section)	70.8 (800m)
Race State	Finished



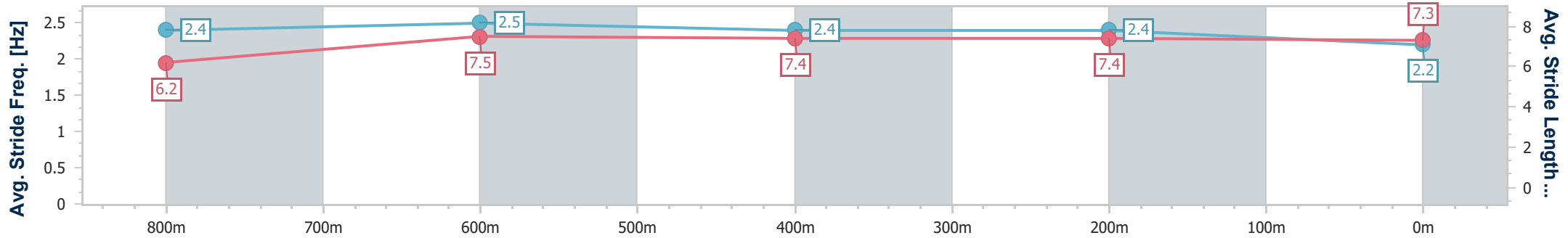
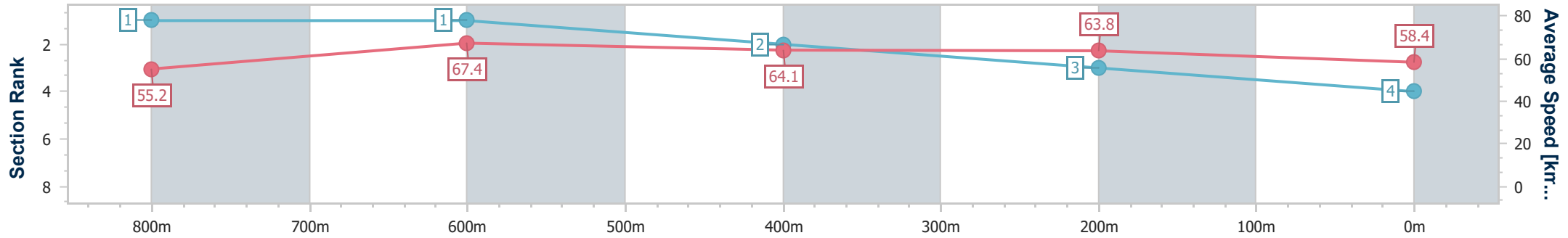
Sunshine Coast QLD Professional  
 Race 3: ALLCHIN AIRCONDITIONING & REFRIGERATION Class  
 5 Handicap - 1000m



20 January 2023 - 18:30

Track Rating: Soft 5, Weather: Overcast, Rail Position: +9m

Section	Overall	800m	600m	400m	200m
Section Times	0:58.78 [4] (0:13.04)	0:45.74 [1] (0:10.84)	0:34.90 [1] (0:11.29)	0:23.61 [2] (0:11.30)	0:12.31 [3] (0:12.31)
Average Speed [km/h]	55.2	67.4	64.1	63.8	58.4
Top Speed [km/h]	69.1	70.8	65.5	65.5	61.7
Avg. Dist. to Rail [m]	4.0	3.6	1.1	1.8	2.3
Avg. Stride Freq. [Hz]	2.4	2.5	2.4	2.4	2.2
Avg. Stride Length [m]	6.2	7.5	7.4	7.4	7.3



- [ ] Ranking at each section and finish
- .-.- No data available at this section
- NA No data available



Horse/Jockey Name	Hamilton Hill
Final Rank	5
Fastest Section Time (Section)	0:10.77 (800m)
Top Speed [km/h] (Section)	68.5 (800m)
Race State	Finished



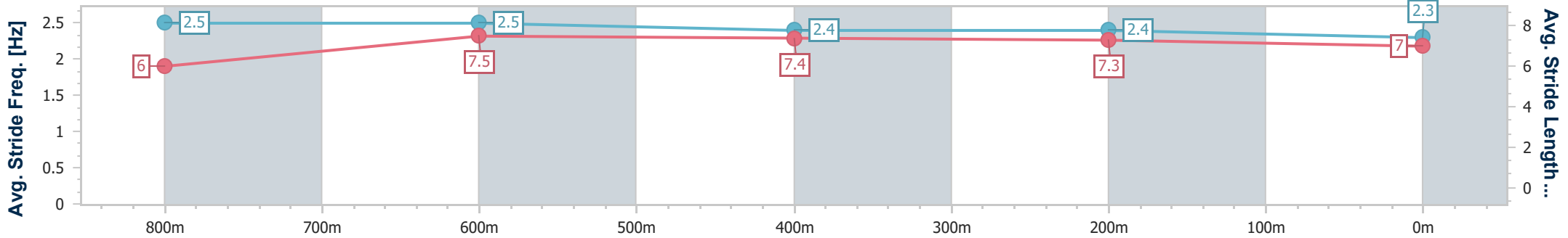
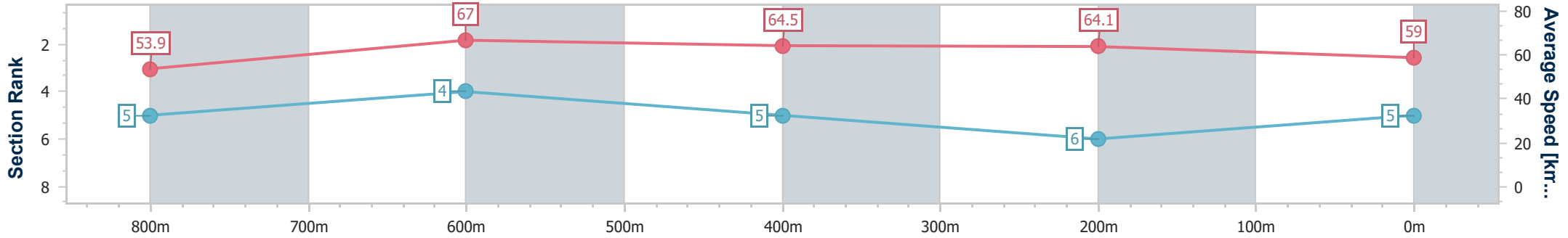
Sunshine Coast QLD Professional  
 Race 3: ALLCHIN AIRCONDITIONING & REFRIGERATION Class  
 5 Handicap - 1000m



20 January 2023 - 18:30

Track Rating: Soft 5, Weather: Overcast, Rail Position: +9m

Section	Overall	800m	600m	400m	200m
Section Times	0:58.88 [5] (0:13.38)	0:45.50 [5] (0:10.77)	0:34.73 [4] (0:11.29)	0:23.44 [5] (0:11.24)	0:12.20 [6] (0:12.20)
Average Speed [km/h]	53.9	67.0	64.5	64.1	59.0
Top Speed [km/h]	67.6	68.5	65.5	65.4	62.7
Avg. Dist. to Rail [m]	3.5	1.1	2.0	3.6	2.2
Avg. Stride Freq. [Hz]	2.5	2.5	2.4	2.4	2.3
Avg. Stride Length [m]	6.0	7.5	7.4	7.3	7.0



- [ ] Ranking at each section and finish
- .-.- No data available at this section
- NA No data available



Horse/Jockey Name	Office Jim
Final Rank	6
Fastest Section Time (Section)	0:10.96 (800m)
Top Speed [km/h] (Section)	69.6 (Overall)
Race State	Finished



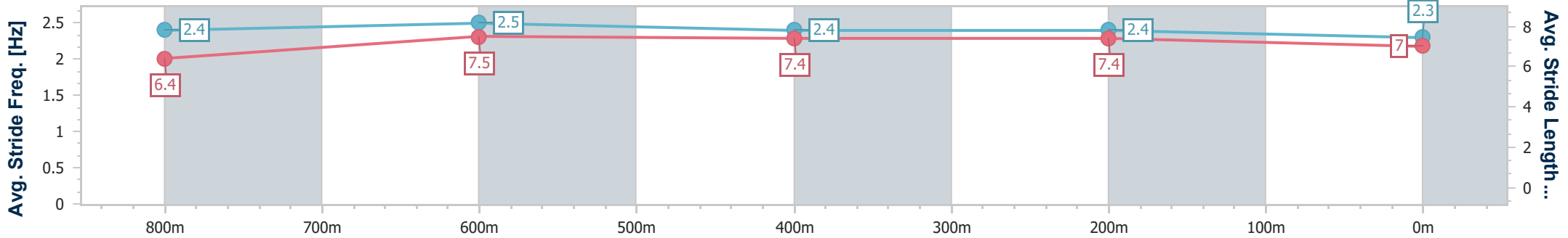
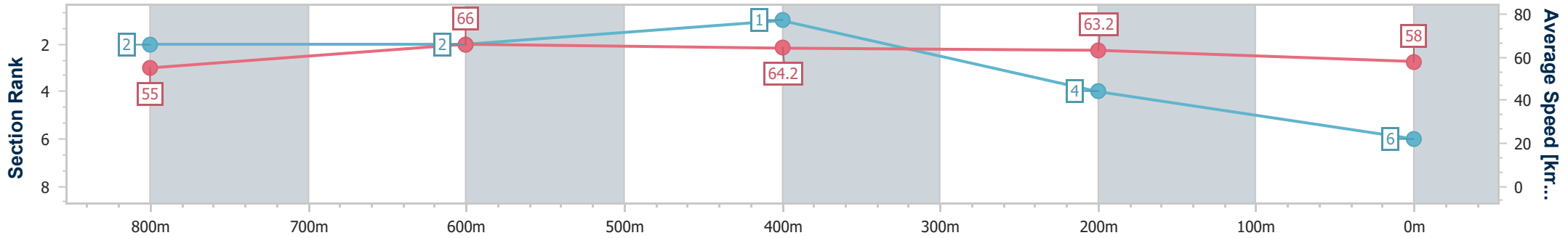
Sunshine Coast QLD Professional  
 Race 3: ALLCHIN AIRCONDITIONING & REFRIGERATION Class  
 5 Handicap - 1000m



20 January 2023 - 18:30

Track Rating: Soft 5, Weather: Overcast, Rail Position: +9m

Section	Overall	800m	600m	400m	200m
Section Times	0:59.01 [6] (0:13.10)	0:45.91 [2] (0:10.96)	0:34.95 [2] (0:11.16)	0:23.79 [1] (0:11.38)	0:12.41 [4] (0:12.41)
Average Speed [km/h]	55.0	66.0	64.2	63.2	58.0
Top Speed [km/h]	69.6	69.6	66.3	65.0	60.8
Avg. Dist. to Rail [m]	2.0	1.4	0.7	0.3	0.3
Avg. Stride Freq. [Hz]	2.4	2.5	2.4	2.4	2.3
Avg. Stride Length [m]	6.4	7.5	7.4	7.4	7.0



- [ ] Ranking at each section and finish
- .-.- No data available at this section
- NA No data available



Horse/Jockey Name	Zingalong
Final Rank	7
Fastest Section Time (Section)	0:10.93 (800m)
Top Speed [km/h] (Section)	67.8 (800m)
Race State	Finished

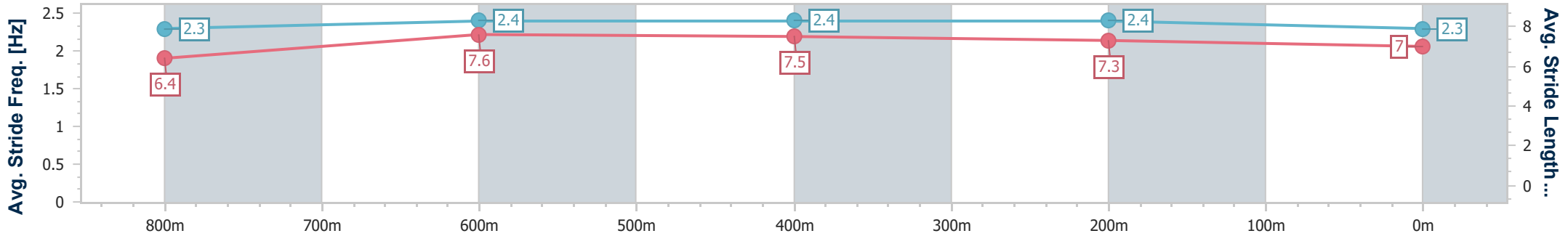
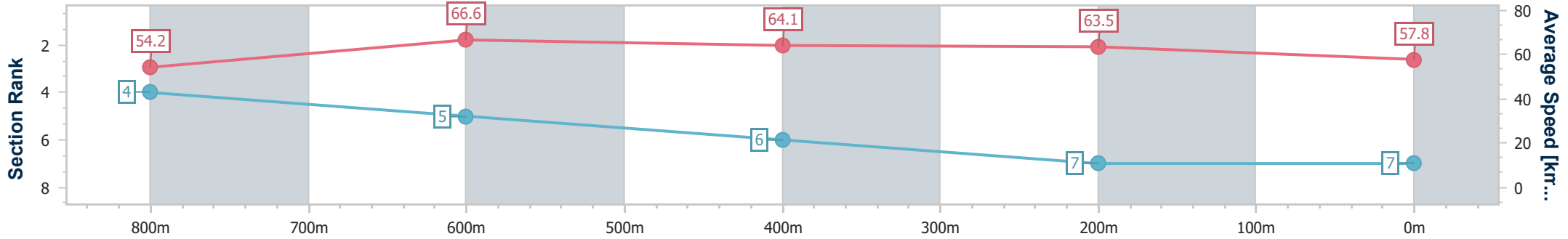


Sunshine Coast QLD Professional  
 Race 3: ALLCHIN AIRCONDITIONING & REFRIGERATION Class  
 5 Handicap - 1000m  
 SCTC SUNSHINE COAST TURF CLUB

20 January 2023 - 18:30

Track Rating: Soft 5, Weather: Overcast, Rail Position: +9m

Section	Overall	800m	600m	400m	200m
Section Times	0:59.34 [7] (0:13.29)	0:46.05 [4] (0:10.93)	0:35.12 [5] (0:11.32)	0:23.80 [6] (0:11.33)	0:12.47 [7] (0:12.47)
Average Speed [km/h]	54.2	66.6	64.1	63.5	57.8
Top Speed [km/h]	67.7	67.8	65.6	65.3	61.3
Avg. Dist. to Rail [m]	6.1	3.0	1.2	3.0	3.4
Avg. Stride Freq. [Hz]	2.3	2.4	2.4	2.4	2.3
Avg. Stride Length [m]	6.4	7.6	7.5	7.3	7.0



- [ ] Ranking at each section and finish
- .-.- No data available at this section
- NA No data available